

Explainable Data-driven Deep Reinforcement Learning Methods for Optimal Energy Management in Buildings

HALLAH SHAHID BUTT¹, QIONG HUANG¹, GÖKHAN DEMIREL¹, KEVIN FÖRDERER¹, ERFAN TAJALLI-ARDEKANI¹, SIMON WACZOWICZ¹, LUIGI SPATAFORA¹, VEIT HAGENMEYER¹, and BENJAMIN SCHÄFER¹

¹Karlsruhe Institute of Technology, 76344 Eggenstein-Leopoldshafen, Germany

Corresponding author: Hallah Shahid Butt (e-mail: hallah.butt@kit.edu).

arXiv:2606.02049v1 [cs.AI] 1 Jun 2026

ABSTRACT The increasing integration of renewable energy sources into power systems, particularly in buildings equipped with photovoltaic (PV) panels and energy storage systems, introduces significant complexity in energy systems. Volatile power generation, varying electricity tariffs, and increased entities, e.g., PV systems, and heat pumps, have increased the complexity and made the system harder to operate. This leads to the demand for additional control and optimization routes including data-based controls, such as reinforcement learning. While deep reinforcement learning (DRL) has emerged as a promising solution to optimize building operations in dynamic and ever more complex environments, its black-box nature impedes user trust and practical adoption. This paper presents a framework for explainable deep reinforcement learning (XRL) applied to energy management in residential buildings. We demonstrate its usage on both synthetic data but also on real-world data from the Living Lab Energy Campus (LLEC) at KIT. We train and compare both on-policy and off-policy DRL agents on an expanded state space that incorporates real-time measurements (demand, PV generation, battery power, state of charge), external signals (dynamic electricity price, local weather data), calendrical and holiday indicators, and forecasts for demand and price. Our experimental results indicate that on-policy algorithms, particularly Advantage Actor Critic (A2C) and Proximal Policy Optimization (PPO), outperform off-policy methods in terms of cumulative rewards and policy stability. To explain these models, we employ post-hoc interpretation techniques to elaborate the learned control policies. Our findings demonstrate that the XRL framework not only reduces electricity costs through optimal battery management, but also provides transparent, actionable insights into the agent's decision-making process.

INDEX TERMS Battery Storage Optimization, Building Energy Management, Deep Reinforcement Learning, Explainable AI, Renewable Energy Integration

I. INTRODUCTION

GLOBAL energy consumption has grown rapidly in recent decades due to urbanization and technological advancement [1]. Renewable and distributed energy resources (DERs) are increasingly integrated into power systems [2]. This large-scale adoption of DERs introduces new challenges: their geographical dispersion and weather dependence increase grid complexity and uncertainty [3]. For example, solar generation in Germany varies seasonally, with an average of 262 sunny hours in August compared to only 42 in December [4]. Such fluctuations highlight the need for advanced optimization and control strategies to balance

supply and demand. At the building scale, the integration of local generation, on-site storage, and participation in real-time electricity markets further complicates energy management. Moreover, the growing usage of power-based devices, such as electric vehicles and heat pumps, strengthens the coupling between thermal and electrical sectors, increasing the complexity of optimization and control at both the building and grid levels.

These increasing levels of complexity in building energy systems necessitate advanced control approaches capable of handling multi-domain interactions, uncertainty, and operational constraints. Model Predictive Control (MPC) has

emerged as a promising strategy for such applications, offering the ability to optimize energy flows over a prediction horizon while accounting for system dynamics and forecast information [5]–[7]. In building power management, MPC enables coordinated operation of local generation, storage, and flexible loads to minimize energy costs, reduce peak demand, and improve overall efficiency [8], [9]. Furthermore, its capability to incorporate forecasts of renewable generation, occupancy, and market signals makes MPC particularly suitable for real-time and demand-responsive energy management systems [10], [11].

While MPC relies on explicit system models and forecasts to optimize future control actions, its performance strongly depends on model accuracy and computational tractability, particularly in large-scale and uncertain environments [6], [8]. In contrast, Reinforcement Learning (RL) provides an AI-based control approach that learns policies directly from interaction with the environment, without requiring an explicit system model or precise forecasts [12], [13]. By continuously adapting to changing operating conditions and uncertainties, RL can outperform MPC in scenarios where accurate models are difficult to obtain or where system dynamics evolve over time [14]. Moreover, recent studies demonstrate that RL-based controllers can effectively handle nonlinearities, stochastic disturbances, and multi-objective optimization, making them well-suited for real-time energy management in buildings with distributed energy resources and flexible loads [15]–[17]. Consequently, RL represents a promising direction for developing scalable and autonomous control frameworks that complements or even surpasses traditional MPC approaches in complex energy systems.

A wide range of approaches has been proposed for energy management, from traditional controllers such as thermostats and PID regulators to embedded systems and automated devices [18]. More recently, artificial intelligence (AI) and machine learning (ML) methods, including support vector machines, random forests, and neural networks, have demonstrated significant potential in improving building energy efficiency [19]. RL has emerged as particularly promising, as it continuously interacts with the environment to derive optimal energy management policies, enabling cost-effective and adaptive control [20]. Despite this potential, ML and RL methods are often criticized for their “black-box” nature. A deeper understanding of model limitations can help AI developers enhance transparency and robustness, while increasing domain experts’ trust in model outputs and willingness to act on their recommendations. Explainable AI (XAI), particularly post-hoc explanation methods, is therefore essential for increasing transparency and facilitating adoption in energy management systems [21].

This paper addresses these explainability challenges by developing a unified framework that bridges the gap between black-box DRL control and domain-specific energy requirements. Unlike existing studies that treat explainability as an auxiliary step, this work focuses on the functional integration of post-hoc tools within the operational logic of building

energy systems. Our main contributions are as follows:

- 1) We propose a structured and generalized integrated pipeline that links DRL policy outputs to complementary explainability mechanisms, including decision-tree-based policy approximation and feature ablation analysis, specifically adapted for high-dimensional building energy state spaces.
- 2) We establish a comparative evaluation protocol across multiple Deep Reinforcement Learning (DRL) algorithms (e.g., PPO, A2C), enabling consistent benchmarking under identical environmental and operational constraints.
- 3) We introduce a state-space design of the RL models that incorporates both historical measurements and short-term forecast information (e.g., demand and electricity price signals), with forecast horizon selection validated through quantitative error analysis to ensure operational relevance.
- 4) Through the integrated explainability analysis, we quantitatively identify the dominant state variables influencing policy formation and analyze how forecast information and system uncertainty shape learned control strategies.

The first two points represent the methodological contributions of our work, while the third point represents the system-level contribution of the work. Lastly, one is related to insight contributions.

The remainder of this paper is structured as follows: Section II reviews related works. Section III presents the methodology. Section IV discusses the results and interpretability analysis, and Section V concludes the study with future directions.

II. LITERATURE REVIEW

Machine learning (ML), particularly deep learning, has significantly advanced energy system optimization by improving forecasting accuracy, and system reliability [22], [23]. Achieving net-zero emission targets requires efficient demand–supply balancing, yet non-existent or poorly performing building energy management remains a significant challenge, particularly in older, energy-inefficient buildings [24], [25]. Consequently, building energy management systems (BEMS) have become a focal point of recent research due to their potential to improve operational efficiency, reduce emissions, and support demand flexibility [8], [12], [26]. Survey studies highlight that AI and ML approaches, especially supervised learning methods, are widely applied to optimize energy use in buildings [27].

With their ability to capture arbitrary and potentially non-linear relationships in large datasets, deep learning methods further enhance these capabilities. Reinforcement learning (RL), and more recently deep reinforcement learning (DRL), has been applied to building energy management, enabling adaptive and data-driven decision-making in real-world environments [8], [12], [13]. Applications of DRL span power system operations, renewable energy optimization, and

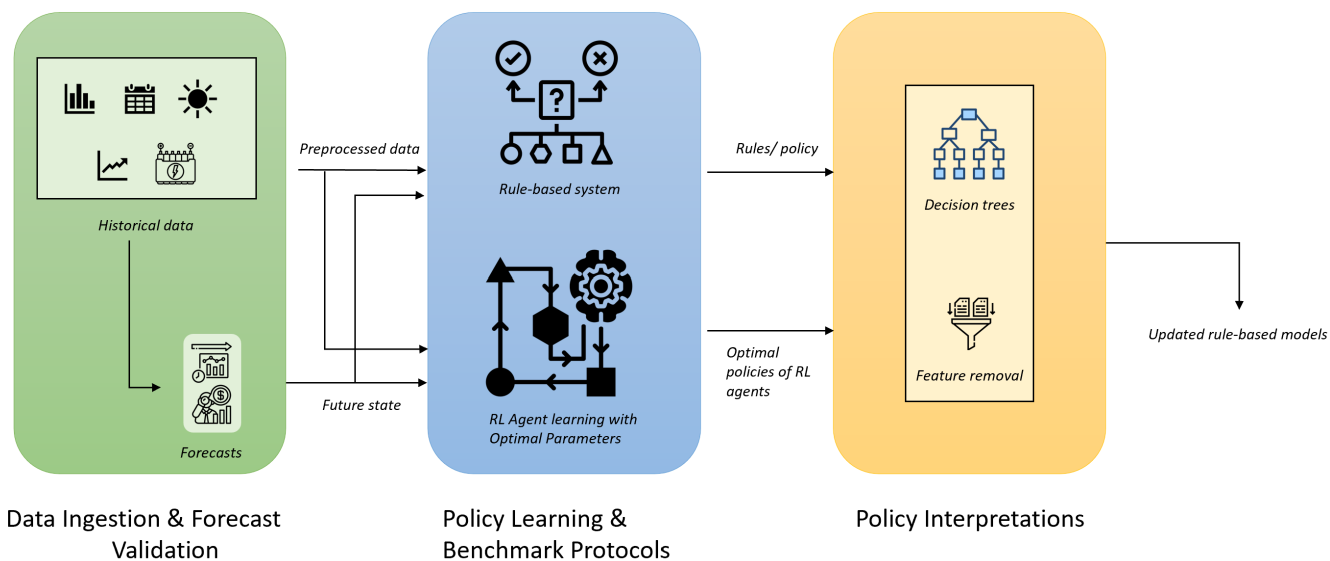


FIGURE 1. Overall methodological framework using reinforcement learning for energy system optimization. Historical and forecast data are preprocessed to generate the future state inputs for RL and rule-based models. The reinforcement learning agents produce operational policies, which are iteratively refined using explainable AI (XAI) techniques such as decision tree analysis and feature removal to enhance interpretability and model performance.

building-level demand response, showing strong potential for efficiency gains and cost reductions [3], [28]–[31].

Traditional MPC methods remain the most commonly used approaches, particularly in balancing occupant comfort with energy efficiency. Recent work has, for example, applied economic MPC to occupant-oriented demand response in buildings, jointly considering grid-supportive behavior and thermal comfort [32]. In addition to such model-based approaches, price-based, rule-based control schemes have been proposed for demand response and peak shaving in building clusters, such as the Extended Price Storage Control+ (EPSC+) for coordinating modulating heat pumps under dynamic pricing [33]. Furthermore, a systematic comparison of deep RL algorithms against rule-based controllers and MPC for residential heat pump operation under dynamic tariffs has demonstrated that the best RL agent can outperform rule-based methods and approach MPC-level performance without requiring an explicit thermal model [29]. In parallel, recent studies have explored generalizable reinforcement learning frameworks for HVAC control using real-world data, demonstrating strong adaptability but also highlighting data availability and interpretability challenges [34]. However, MPC strategies are typically building-specific and must be reconfigured when structural characteristics, appliances, or occupancy patterns change [35], [36]. By contrast, DRL policies offer greater adaptability, allowing flexible and cost-efficient solutions across diverse and evolving environments. A practical limitation, however, is that most available BEMS datasets are synthetic. RL agents trained on these datasets often fail to generalize to real-world conditions, where empirical residential data is scarce and difficult to share due to privacy concerns [37]. This underscores the importance of approaches validated on real residential datasets.

Existing RL approaches are mostly based on purely synthetic datasets and do not allow a straightforward practical implementation [38]. Their synthetic nature omits the system dynamics and reward structures of realistic operational datasets. This gap encouraged us to study not only a synthetic test case but also empirical data that captures the operational dynamics of real-world buildings [39].

Moreover, another critical limitation in current research is the lack of interpretability. While RL has demonstrated strong performance in energy management, its black-box nature raises concerns about trustworthiness and accountability. XAI has been increasingly recognized as essential for enhancing transparency, regulatory compliance, and user confidence in AI-driven systems [40], [41]. Existing studies have explored interpretability in energy applications [42]–[44], but few works integrate XAI directly with RL to explain decision-making processes [45]. These explanations in building energy management systems aim not only to improve model transparency but also to provide actionable insights that enable building operators and stakeholders to make informed operational and energy-efficiency decisions [46]. This gap motivates the present study, which investigates both on-policy and off-policy RL methods for building energy management and complements them with post-hoc explanations to improve interpretability.

III. METHODOLOGY

The objective of this study is to develop RL-based policies for building energy management that are both cost-effective and interpretable. This section presents the structured explainable DRL framework proposed in this work, which consists of three interconnected modules: (i) data ingestion and forecast validation, (ii) policy learning and benchmark protocol,

and (iii) policy interpretations. The overall framework of the methodology is shown in Fig. 1.

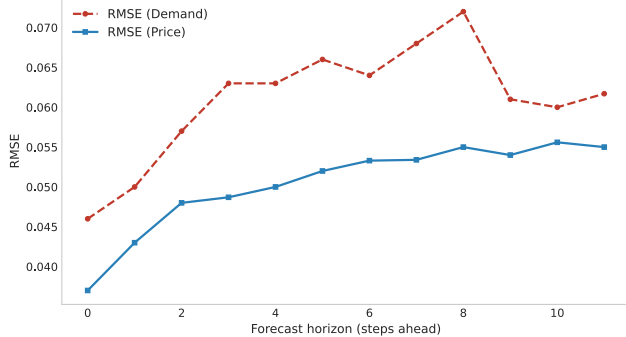


FIGURE 2. Comparative analysis of RMSE calculated at different levels of forecasts for demand and price variables.

A. DATA INGESTION AND FORECAST VALIDATION

This module is responsible for preparing the dataset for training within the RL framework. It includes data preprocessing steps as well as the forecasting of key variables, such as load demand and electricity prices. The experiments are conducted using data from the Living Lab Energy Campus (LLEC) [47]. Measurements were collected between 24 June 2024 and 25 September 2024, covering periods of high solar irradiation. The dataset includes:

- 1) Power-related data: residential demand, photovoltaic (PV) generation, and electricity purchased from the grid.
- 2) Weather information: temperature, wind speed, air pressure, and humidity.

Dynamic electricity prices are incorporated using the ENTSO-e platform [48]. Missing values in the dataset are imputed using a forward-fill method, a common time-series imputation technique that propagates the last observed value forward [49]. Future price and demand values with a prediction horizon of up to one hour are forecast using a Long Short-Term Memory (LSTM) network, which is well suited for capturing nonlinear temporal dependencies in sequential data [50]. Multiple forecast horizons are evaluated, and their accuracy is quantified using the root mean square error (RMSE). A comparative analysis is performed for both target variables (demand and electricity price). As shown in Fig. 2, the 1-hour-ahead horizon provides the best predictive accuracy and stability. This validation ensures that including forecast information is beneficial to the state representation without introducing additional variability into the learning process.

For training RL model, we split the dataset into 80% training and 20% testing. After training, the policy is evaluated on test dataset.

B. POLICY LEARNING AND BENCHMARK PROTOCOL

We train six RL algorithms to develop and evaluate our control agents: Deep Q-Network (DQN) [51], Proximal Pol-

icy Optimization (PPO) [52], Advantage Actor–Critic (A2C) [53], Soft Actor–Critic (SAC) [54], Twin Delayed Deep Deterministic Policy Gradient (TD3) [55], and Deep Deterministic Policy Gradient (DDPG) [56]. These algorithms are selected to cover a broad range of learning paradigms, including both on-policy (PPO, A2C) and off-policy (DQN, SAC, TD3, DDPG) methods. The inclusion of both on-policy and off-policy methods establishes a structured benchmarking suite, allowing assessment of policy stability, sample efficiency, and sensitivity to stochastic dynamics under identical environmental conditions. As is often the case for existing complex control systems, we do not have access to a simple representation of the actual control logic underlying the empirical data. Hence, we approximate the behavior of the existing system using a decision tree trained on the empirical dataset to capture its decision-making patterns in a rule-based form.

We adopt an automated hyperparameter optimization approach using the Optuna library [57]. The search range of each hyperparameter for all algorithms is stated in Table. 1. In parallel, 8 environments were trained and the optimal set of hyperparameters were selected for further training. Consequently, we selected the best-performing hyperparameters with best mean reward to reduce manual tuning effort.

All ML experiments were conducted on High-Performance Computing (HPC) infrastructure at KIT, specifically from the Helmholtz AI computing resources (HAICORE). These include A100 GPUs to support researchers within Helmholtz AI community [58].

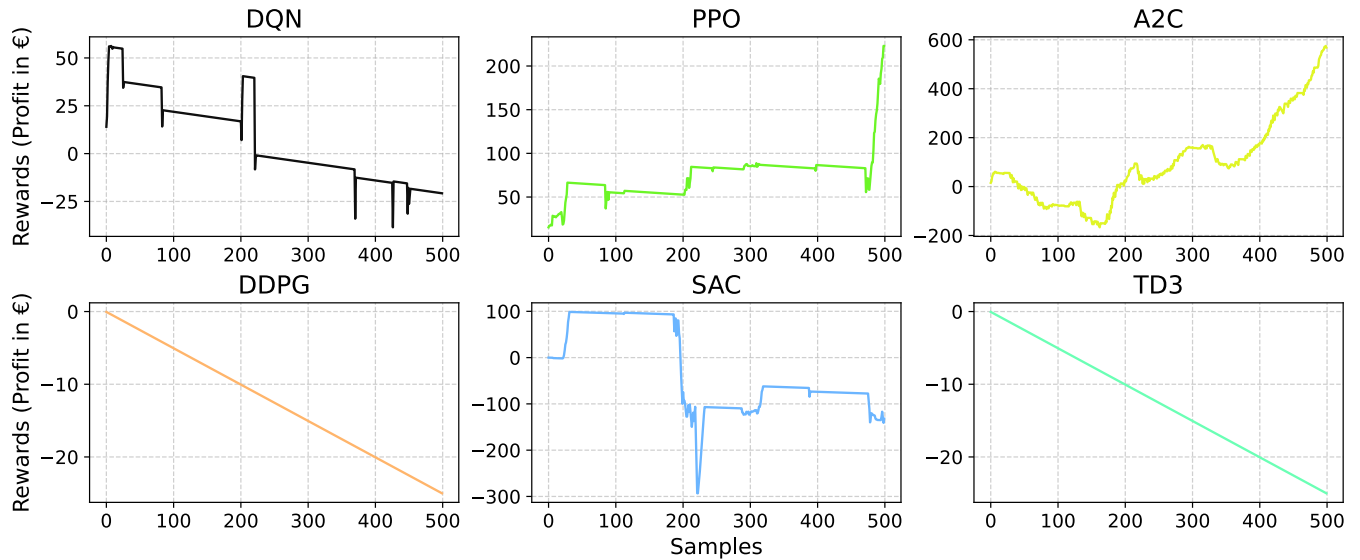
1) Reinforcement Learning Environment

The considered environment of our empirical dataset is a building located on a research campus, primarily operated as an office facility, and equipped with photovoltaic (PV) panels and battery storage [47]. Consequently, its energy demand profile is characterized by higher consumption during working hours and lower demand in the evenings, on weekends and during holidays. The total household demand is met through a combination of PV generation P_{pv} , battery charge $P_{battery}$, and electricity purchased from the grid P_{grid} . The power balance is defined as:

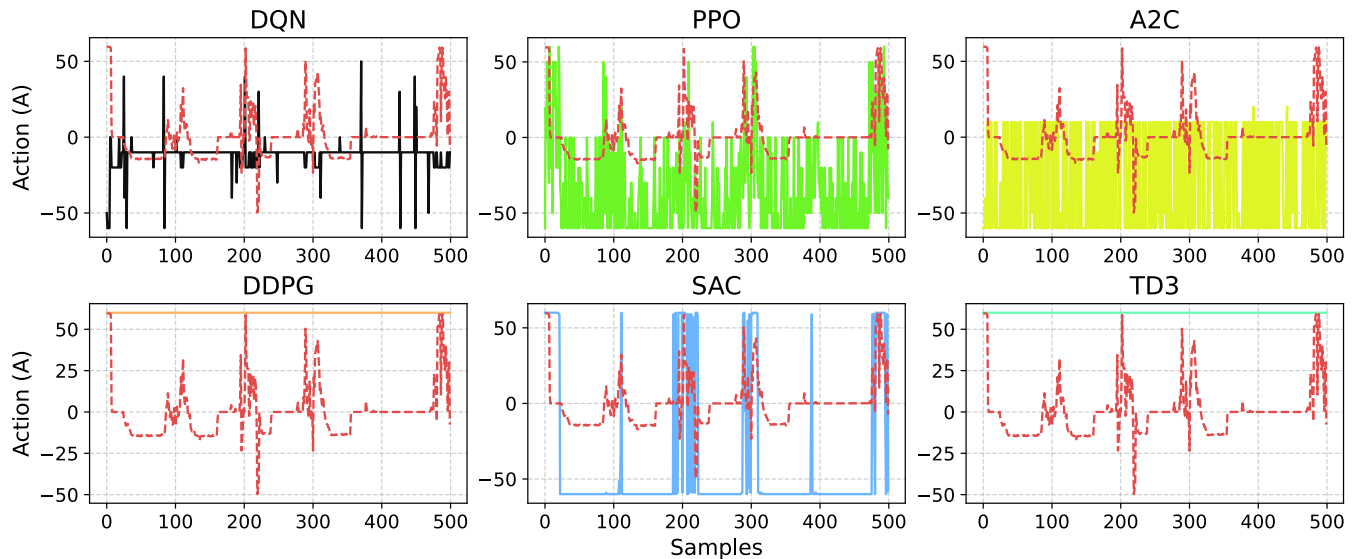
$$P_{grid} = P_{pv} + P_{battery} - P_{demand} \quad (1)$$

The RL agent controls the battery charging/discharging while respecting physical constraints (e.g., avoiding overcharging or deep discharging).

- **State Space:** The selection of the state space is a critical component in RL-based energy management environments, as it directly influences policy convergence and overall learning performance. In this study, the state representation integrates both historical observations and short-term predictive information to enhance the agent’s decision-making capability under dynamic operating conditions. A detailed description of the state variables is provided in Table 2.
- **Action Space:** The action space is defined as the charging/discharging current of the battery. Based on ob-



(a) Cumulative reward plots of all RL agents on test dataset. A2C is performing best among other RL methods. These profit gains are compared with the baseline reward, which is 0.



(b) Actions taken by RL agents and their comparison with actual battery's current (red dashed lines). This comparative analysis show that A2C takes more effective actions to keep future states in consideration and gains maximum profit.

FIGURE 3. Cumulative rewards and corresponding actions obtained by different reinforcement learning agents. The upper two rows present the cumulative rewards, expressed as profit gains (in euros), while the lower two rows show the battery idle, charging and discharging actions (in amperes). The A2C agent exhibits the highest cumulative reward, suggesting a more effective policy for optimizing energy-related profit.

Hyperparameter	DQN	PPO	A2C	SAC	DDPG	TD3
Seed	[1,...10]	[1,...20]	[1,...20]	[1,...20]	[1,...20]	[1,...20]
Gamma	[0.89,...0.99]	[0.89,...0.99]	[0.89,...0.99]	[0.89,...0.99]	[0.89,...0.99]	[0.89,...0.99]
Learning rate	[1e-4,...1e-2]	[1e-3,...0.2]	[1e-3,...0.2]	[1e-3,...0.2]	[1e-3,...0.2]	[1e-3,...0.2]
Train frequency	[1,...6]	-	-	-	-	-
Batch size	[32,...64]	-	-	[32,...64]	[32,...64]	[32,...64]
n epochs	-	[5,...100]	-	-	-	-
Normalize advantage	-	-	[true, false]	-	-	-

TABLE 1. Search range for hyperparameters tuning.

served operating conditions, the current range is set to $[-60, +60]$ A, where negative values correspond to discharging and positive values to charging. For DQN, the action space is discrete - having thirteen distinct actions-

but for the other algorithms, we have used a continuous action space. The bounds of the action space are derived from previous recordings within the empirical dataset to enforce the agent to take plausible actions. It is important to note that any action that overcharges or over-consumes the battery beyond the battery constraints would be considered as impossible action.

- **Reward Function:** The agent is trained to maximize economic profit while ensuring safe battery operation. The reward incorporates:
 - **Battery operations:** include penalties for invalid actions. When the agent selects a charging or dis-

Features	Units	Description	Min	Max
D	kWh	Home demand / load profile	-20	1000
P_{pv}	kW	PV generation	-1000	1000
$P_{battery}$	kW	Battery power	-1000	1000
SoC	%	State of charge	0	100
$price$	€/kWh	Price of electricity	-1.0	20
Day	numeric	Day of the month	1	31
$Month$	numeric	Month of the year	1	12
$Year$	numeric	Year	-	-
h_t	%	Humidity in the environment	0	100
T_t	°C	Temperature at time t	-20	50
$Rainfall_t$	mm/h	Rainfall at time t	0	30
$Windspeed_t$	m/s	Windspeed at time t	0	30
$Airpressure_t$	hPa	Air pressure at time t	950	1025
$Isholiday_t$	binary	If it is holiday or working day t	0	1
$Priceforecast_{t+1, \dots, t+4}$	€/kWh	Price forecast for the next 1-hour	-1.0	20
$Demandforecast_{t+1, \dots, t+4}$	kWh	Demand forecast for the next 1-hour	-20	1000

TABLE 2. State space description along with their respective units and the range of values used in this work.

charging action that would exceed the battery's upper or lower capacity limits respectively, the environment replaces this action with an idle operation and assigns an additional penalty.

- **Net demand balance:**

$$P_{\text{net demand}} = P_{pv} - P_{\text{agent battery}} - P_{\text{demand}} \quad (2)$$

Surplus energy is sold to the grid at a discounted rate, while deficits require purchasing electricity. It is important to note that $P_{battery}$ is different from $P_{\text{agent battery}}$ as former represents the actual battery power taken from historic data whereas later represents the battery power influenced by the RL agent.

- **Grid dependence:** additional penalties are applied for electricity purchased from the grid. Costs are calculated as $C_{grid} = P_{grid} \cdot price$ and $C_{net} = P_{\text{net demand}} \cdot price$.

Formally, the reward is expressed as:

$$R_t = \omega_1 \cdot C_{grid} - \omega_2 \cdot C_{net} \quad (3)$$

where C_{grid} and C_{net} represent the costs associated with grid interaction and net demand. If any unsafe action is taken, the environment penalizes the agent $P_{penalty}$.

$$R_t = \begin{cases} P_{penalty}, & \text{if action}_t \text{ is unsafe} \\ \omega_1 \cdot C_{grid} - \omega_2 \cdot C_{net}, & \text{if action}_t \text{ is safe} \end{cases} \quad (4)$$

The weighting factors (ω_1, ω_2) control the trade-off between economic and operational objectives.

In this work, we keep the weights identical for simplicity. Since the agent can not influence C_{grid} , the aim is to minimize C_{net} expression in Eq. (3) by taking effective actions. Consequently, the overall profit calculated from Eq. (3) is increased.

2) Rule-based System

In this system, we harness the rules from the empirical dataset and extract when specific actions (charging, discharging or idle) are taken. We have the **battery charge** information and we calculate the action in terms of current (as discussed in action space) by dividing it by the voltage. In this case, we keep the voltage as 50 V:

$$A_{\text{actual action}} = P_{\text{battery}}/50 \quad (5)$$

C. POLICY INTERPRETATIONS

The policies obtained from the RL agents are interpreted using several explainability methods, including decision trees, and feature removal analysis [59]. While XAI for power systems often utilizes SHAP for generating feature attributions [43], this approach is not suitable for RL due to unstable and inconsistent attributions. Specifically, RL policies depend on state-action trajectories rather than independent feature contributions, making additive attribution methods yield unstable explanations. Therefore, we adopt alternate explanation techniques, namely, policy distillation via decision-tree approximation, which provides structural rule extraction aligned with policy behavior [60]. In this work, we ensured that the actions suggested by the agent are transparent because they can provide insights to operational actions, which can consequently be helpful to debug and validate the system. These actions are transparent since they allow the verification of SoC safety constraints and price-driven action before real-world deployment. These extracted rules were then compared with the baseline rules derived from the empirical dataset. In the feature removal analysis, we modified the environment by excluding selected state features during the training phase and evaluated the resulting change in rewards to assess the relative importance of each feature. The details are mentioned in section IV-B.

D. SYNTHETIC DATASET OF BUILDING ENERGY MANAGEMENT

EnergyPlus is an energy systems simulator that helps in modeling the energy consumption of the buildings and is developed by the U.S. Department of Energy [39]. In this work, building energy behavior and distributed energy resource operation are simulated using the EnergyPlus example model `Generator_PVWatts`, which incorporates the PVWatts photovoltaic generation model to estimate solar power output based on solar irradiance, system configuration, and weather conditions. By running the simulation under realistic weather inputs and operational settings, time-series data, including building electricity demand, photovoltaic generation, and grid electricity exchange, are extracted to construct the synthetic dataset used for training and evaluation of the proposed control framework. Unlike the empirical dataset, which is obtained from real-world measurements, the synthetic dataset is generated through controlled simulations. The dataset has a one-hour temporal resolution and spans a full year, capturing seasonal variations in weather conditions, building demand, and renewable generation.

IV. RESULTS AND DISCUSSIONS

In this section, we report the performance of the best-performing and optimal policies obtained from the RL and rule-based controllers. We then interpret these policies using multiple XAI techniques, enabling a systematic comparison between the explanations derived from the empirical controller and those obtained from the learned RL models. We

Features	A2C	PPO	SAC	DQN
All	568.49	222.94	-131.87	-20.74
Without SoC	-294.26	-368	8.53	-61.01
Without PV	356.62	<u>62.38</u>	-4.15	-222.31
Without Demand	591	436	151.60	<u>-50</u>
Without Price	31.03	310	<u>-430</u>	31.03
Without Demand forecast	429.92	-9237.12	-6.89	-5.27
Without Price forecast	332	212.28	-1573	-6.89
Without Humidity	<u>32.5</u>	342.13	-824.23	66.12

TABLE 3. Comparison of cumulative rewards obtained by different reinforcement learning agents after removing individual features from the environment during the learning phase. The results illustrate the sensitivity of each agent to specific input features such as state of charge (SoC), photovoltaic (PV) generation, humidity, and forecast variables.

start with a detailed description of our new empirical data set and close with a shorter treatment of the synthetic data set.

A. PERFORMANCE OF RL ALGORITHMS BASED ON REWARDS

The trained agents behave differently and learned different policies. Some can find a better policy than an agent that does not use electrical storage, and exhibit good performance after training for about 100k steps on the training data. Different RL agents conclude with different rewards as shown in Fig.III.

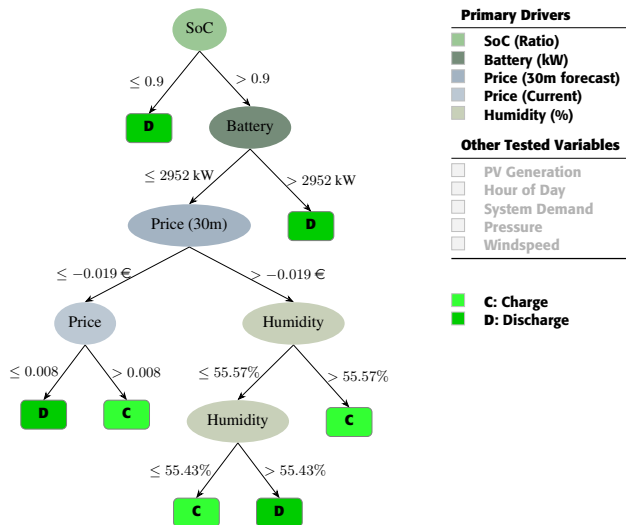


FIGURE 4. Interpretable decision tree derived from the A2C agent's policy. Each node represents a decision rule based on the system's state variables, and the leaf nodes indicate whether the agent chooses to charge (C) or discharge (D) the battery. The tree provides insight into how the A2C model learns to balance charging and discharging decisions in response to changing energy conditions.

It is visible from the reward curves that A2C performs better than other algorithms. The environment is complex and it requires deep exploration and needs more complex policies. In such environments, A2C often outperforms the others [61] as it also includes the complexities of the forecasted features

like price and demand. Furthermore, A2C's on-policy advantage estimation and entropy bonus leads to both rapid early learning and high final returns on this environment.

PPO is also favourable for complex problems, as it is also evident from the learning curve shown in Fig.III. However, we have to run several iterations with fine-tuning of different sets of hyperparameters as PPO and A2C need careful tuning of hyperparameters [61]. It is interesting to observe that the performance of on-policy algorithms (A2C and PPO) is better than the off-policy algorithms despite the advantage of sample efficiency and replay buffers in off-policy methods. We speculate that this advantage of the on-policy algorithms is linked to the inclusion of short-term predictions of demand and electricity price. In such settings, replay buffers used in off-policy methods may contain trajectories generated under outdated forecast conditions. In contrast, on-policy methods update the policy using freshly collected trajectories that align with the current environment dynamics. This reduces the bias introduced by stale samples and leads to more stable policy improvement.

We analyze the actions suggested by the agents to understand their control behavior and evaluate how their decisions align with feasible battery operations (see Fig. III). However, we observe that there are some points where we have overlaps or actions close to the actual or real-world action. If we compare the A2C actions with the baseline actions, we can deduce that A2C agent take smart actions. When the baseline actions are idle, specifically at night when the demand is low, A2C charges the battery so that the reliance should be on the battery in the morning rather than buying it from grid. Consequently, this helps in earning more profit than the baseline.

B. EXPLANATIONS

To understand these policies, we interpret and explain them using XAI methods. These interpretations could be helpful for a layperson interacting with the battery to understand the policy but also for developers when optimizing the algorithms. We use different methods to explain the policies and compare the different levels of explanations, namely, decision trees as simplified control models and feature removal. In this work, interpretations are assessed in terms of domain knowledge and structural transparency. Human-subject evaluation is beyond the scope of this work.

Explanations with Decision Trees

Decision trees are a valuable tool for explaining learned policies, as they are human-readable and easy to interpret. The rules extracted from these trees provide concise insights into the agent's decision patterns; however, they should be understood as approximations of the underlying, more complex control strategy learned by the RL algorithm. We train the decision trees after training the RL agents. For the sake of simplicity in training the decision trees, we generalize the agent's actions into three distinct classes: discharge, idle, and charge, and train the trees up to a depth of 5.

Our observation shows that A2C and PPO policies consider SoC as a major feature to trigger the chain of following

actions. If the *SoC* exceeds 90%, energy is drained from battery (discharge), otherwise, other features are evaluated. The major features that are important for the optimal policy (A2C) are: *SoC*, *power of the battery*, *current price*, *price forecast in the next 30 minutes*, and *the humidity* (see Fig. 4). These features reflect the operational and economic factors governing the energy management problem. In particular, *SoC* determines the available storage flexibility and prevents overcharging, while electricity price and short-term price forecasts guide economically optimal charge–discharge decisions. The inclusion of renewable generation and demand-related variables allows the agent to anticipate future energy availability and consumption. Consequently, the learned policy aligns with intuitive control principles of energy arbitrage and storage management, where the battery is discharged when sufficiently charged and when economic conditions are favorable.

We also obtain the rules from the decision tree without the inclusion of RL agent as shown in Fig.5. It is interesting to observe that the tree has only two distinct classes: discharge and charge. It can be concluded that during this time frame the idle action is never taken. The policies that we obtain from A2C and PPO are more realistic as they consider all three actions. Furthermore, the features of the RL agents are also include forecasted values of demand and price into account which are ignored by our simplified decision tree. The anticipated values of these features likely help A2C and PPO to achieve their superior performance.

Finally, we note that these decision trees cannot replace the DRL agents. Both the extracted trees from the existing control strategy (Fig. 5) or approximating the RL model (Fig. 4) perform poorer than the full RL models. We still need RL policy as it uses the forecasted values to take more complex actions. For example, it learns anticipatory charging and price-driven arbitrage, which are absent in the baseline environment. If a simple transparent system is desired, the decision tree of the RL model (Fig.4) could be used instead of the existing policy, as it outperforms the current one while being fully transparent.

Models	Rewards/Profit gains
A2C	568.49
Baseline	0
DT - A2C	29.34
DT - Baseline	-1420.42
PPO (EnergyPlus)	412
A2C (EnergyPlus)	400

TABLE 4. Comparison of cumulative rewards for the best-performing RL agent (A2C), the baseline controller, and the corresponding decision-tree (DT) approximations along with the approximations of best performing model PPO (EnergyPlus) on simulated data. The RL agent outperforms both the baseline and the tree-based approximations of its policy.

Explanations with Feature Removal

Complementary to decision trees, we also explore the feature removal methodology to find out the impact of excluding

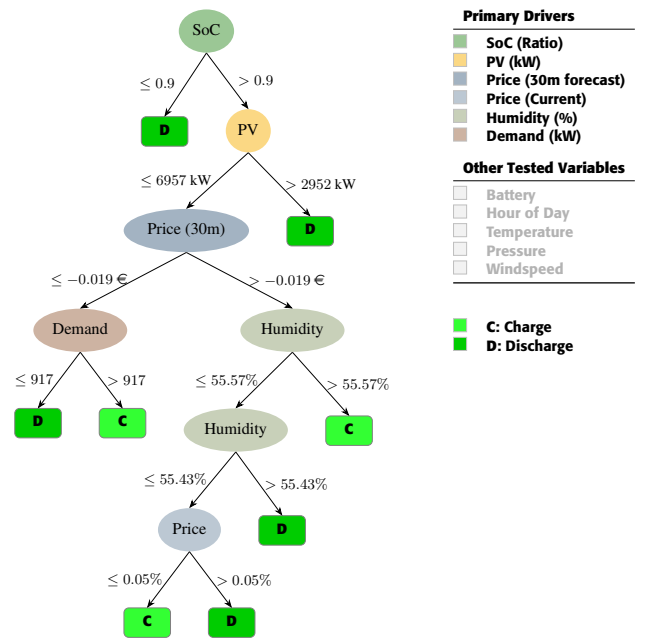


FIGURE 5. Decision tree generated from empirical data without reinforcement learning. The nodes represent decision thresholds based on measured system variables, while the leaf nodes correspond to the charging (C) and discharging (D) actions of the battery. This data-driven model provides a baseline for understanding the inherent decision logic derived directly from observed energy system behavior.

features on the cumulative rewards of all algorithms. Instead of testing all features, we conduct experiments on the features that we believe would have the most significant impact, including *pv*, *demand*, *price*, *SoC*, *humidity*, *demand forecast* and *price forecast*, partially guided by our results from the decision trees.

Table 3 depicts the impact on cumulative rewards or profit gain after dropping the feature from the state space. From these experiments, we can conclude that every feature plays a different role in formulating the different RL policies. We observe that all the features are important for these strategies. If we drop the *PV generation* feature from the environment, the profit gain is dropped for on-policy RL algorithms. Similarly, *price* is a key feature for these algorithms. However, it is interesting to observe that *demand* is not important for on-policy algorithms (A2C, PPO) rather future values of demand and price (*demand forecast*, *price forecast*) have an evident importance. This leads to the fact that *demand* is not important because it should be fulfilled in any case. However based on forecasted demand, the agent can take action on battery to prepare it for future. This importance is also depicted by the decision tree (Fig. 8 in the Appendix). Hence, the explanations are consistent with the corresponding decision-tree representations. Nevertheless, these trees constitute simplified approximations of the underlying policy and cannot capture all relevant decision-making nuances. The RL model retains a more comprehensive understanding of the system

dynamics, which is only partially reflected in the tree-based approximations (see Table 4).

C. COMPARING POLICY PERFORMANCE ON A SYNTHETIC DATASET

The generalization capability of the framework is evaluated by testing the trained policies on unseen datasets. This step helps assess the robustness of the learned policies and reduces the risk of overfitting to a single dataset. For a fair comparison, the trained policies trained on the empirical dataset were evaluated on the simulated dataset.

To complement the training on the empirical data set, we generate a synthetic dataset using EnergyPlus, which simulates building energy consumption, power generation from PV, along with corresponding weather conditions [39]. The simulated data covers a temporal span of one year, resulting in more than 8,500 records. This dataset captures seasonal variations that influence PV generation and building load profiles for buildings located across different geographical sites.

The evaluation indicates a performance similar to the real-world building dataset (see Fig. 7). Again, the on-policy reinforcement learning agents consistently achieve higher rewards than the off-policy ones. Interestingly, the DQN agent demonstrates slightly improved performance on the synthetic dataset, suggesting that the policy learned by DQN might be generally usable even if it is not always among the best performers.

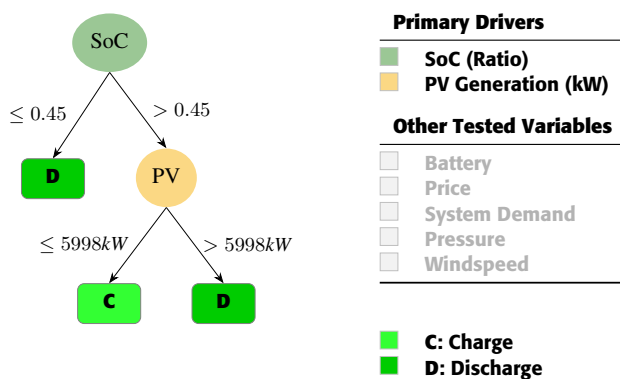


FIGURE 6. DT derived from A2C agent's policy using simulated dataset.

Again, we also interpret the actions taken by these RL models. The *SoC* feature remains important for all agents, even when the policies are evaluated on different datasets. This observation is consistent with the interpretations obtained from the previous experiments. However, the approximation obtained from the A2C agent is relatively simple, as it primarily relies on only two features: *SoC* and *PV* (see Fig 6).

The approximation derived from the PPO agent is very similar to the one obtained from the real-world dataset (see Fig 9 in the Appendix). Note that the RL policies them-

selves are not retrained; rather, the decision trees are fitted to the state–action pairs observed when the trained policies are evaluated on the synthetic dataset. This consistency indicates that the learned policy is reliable and strengthens the evidence supporting the generalization capability of the proposed framework.

Overall, this second data set indicates that the proposed framework is easily applicable to both real-world and synthetically generated building environments, highlighting its potential application to different building structures and operational conditions.

V. CONCLUSION AND FUTURE DIRECTION

In summary, we have developed and presented an explainable reinforcement learning (XRL) framework that optimizes and interprets energy management in a building. We have demonstrated the proposed explainable DRL both in a synthetic and a novel empirical data setting. In this work, we apply different off-policy and on-policy algorithms to optimize the energy management in a single building. The real-world building data is used in this building to train RL agent and get efficient strategies. A wide space of 21 different features including price, demand, weather information have been considered during the training phase. Experimental results have shown on-policy algorithms (A2C, PPO) are performing better than off-policy algorithms. Consequently, they provide optimal strategies for our complex system. These policies are explained with two different techniques to make it understandable for a user so that he can gain trust and rely on the actions of the agent. The techniques that we have used in this work for interpretation are decision trees and feature removal.

In conclusion, compared to the baseline controller, our approach reduces operational costs while providing transparent and interpretable decision-making, thereby increasing trust in the learned policies. We hope that this work encourages broader adoption of explainable AI methods and greater consideration of transparency in energy system algorithms. For critical infrastructure, such transparency is already required under the European Union's AI Act [62] and is increasingly discussed in other regions, including the United States [63]. Beyond regulatory demands, explainability offers additional benefits to AI developers and domain experts by highlighting influential features and enabling the extraction of simplified decision-tree representations of complex RL policies. Furthermore, the data-driven nature of our approach enhances its flexibility, as a policy trained for one building can be adapted to others through transfer learning. In this sense, our XRL framework complements detailed model-predictive controllers (MPC): on the one hand, XRL can offer a fully data-driven alternative that is updated through retraining rather than model redesign; on the other hand, MPC formulations can be informed or simplified using interpretable rules derived from the XRL framework.

In the future, we aim to extend the presented XRL framework beyond the building level to additional components of power system operation. Potential applications include

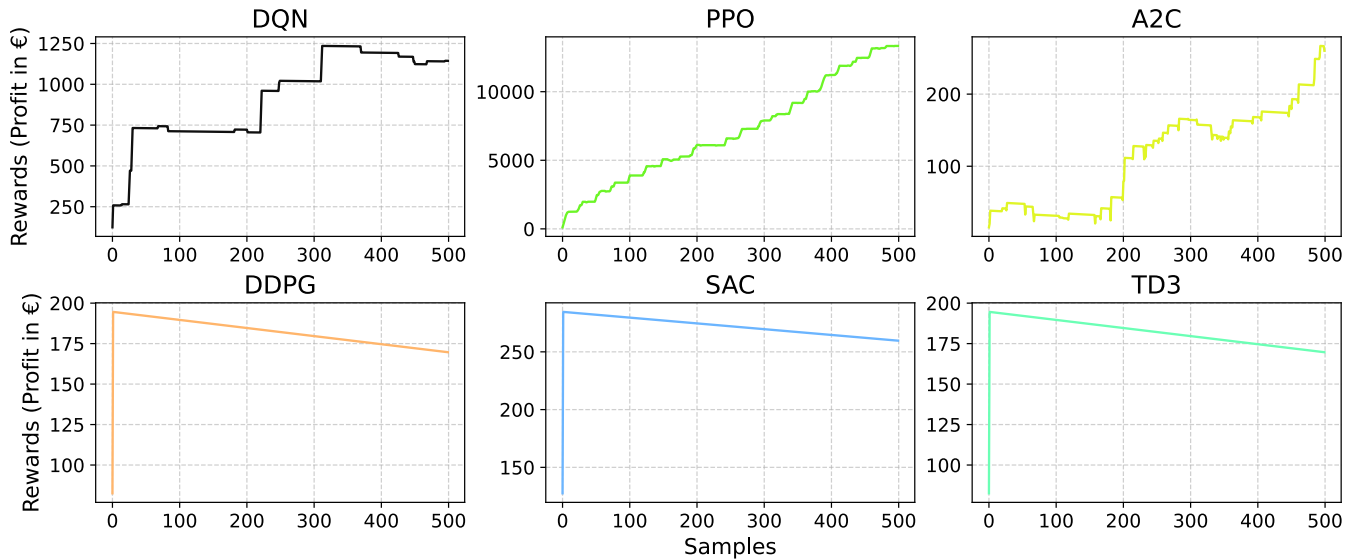


FIGURE 7. Cumulative rewards on synthetic dataset proves that on-policy algorithms (PPO and A2C) are suited for synthetic dataset. However an off-policy algorithm (DQN) is applicable for building model as well.

emergency control in transmission grids [64], coordinated EV charging, and congestion management or redispatch tasks, where data-driven control has shown increasing promise. Another important direction concerns aligning local control policies with broader grid-level objectives. In this study, we adopted the perspective of a single building operating under predefined buying and selling rules. However, additional reward terms could be integrated to incentivize behavior that supports system stability. While current price signals implicitly reflect some grid conditions, further incentives—potentially provided by transmission system operators (TSOs) to reduce redispatch needs or mitigate congestion—could guide local charging and discharging strategies toward globally beneficial outcomes. Such extensions would enable a more holistic integration of XRL approaches into power system operation and planning.

ACKNOWLEDGMENTS

We gratefully acknowledge funding from the Helmholtz Association and the Networking Fund through Helmholtz AI and under grant no. VH-NG-1727. We also acknowledge the usage of CPU resources of the HAICORE@KIT high-performance computing infrastructure. Furthermore, the authors gratefully acknowledge the computing time provided on the high-performance computer HoreKa by the National High-Performance Computing Center at KIT (NHR@KIT). This center is jointly supported by the Federal Ministry of Education and Research and the Ministry of Science, Research and the Arts of Baden-Württemberg, as part of the National High-Performance Computing (NHR) joint funding program (<https://www.nhr-verein.de/en/our-partners>). HoreKa is partly funded by the German Research Foundation (DFG).

DECLARATION OF GENERATIVE AI AND AI-ASSISTED TECHNOLOGIES IN THE MANUSCRIPT PREPARATION PROCESS

During the preparation of this work the authors used ChatGPT in order to rephrase the content. After using this tool, the authors reviewed and edited the content as needed and take full responsibility for the content of the published article.

APPENDIX A DECISION TREES FOR PPO MODELS

We complement interpretability results, specifically the decision trees, from the main text by providing the decision tree for PPO model for the empirical data in Fig. 8 and the decision tree for PPO model for the synthetic data in Fig. 9.

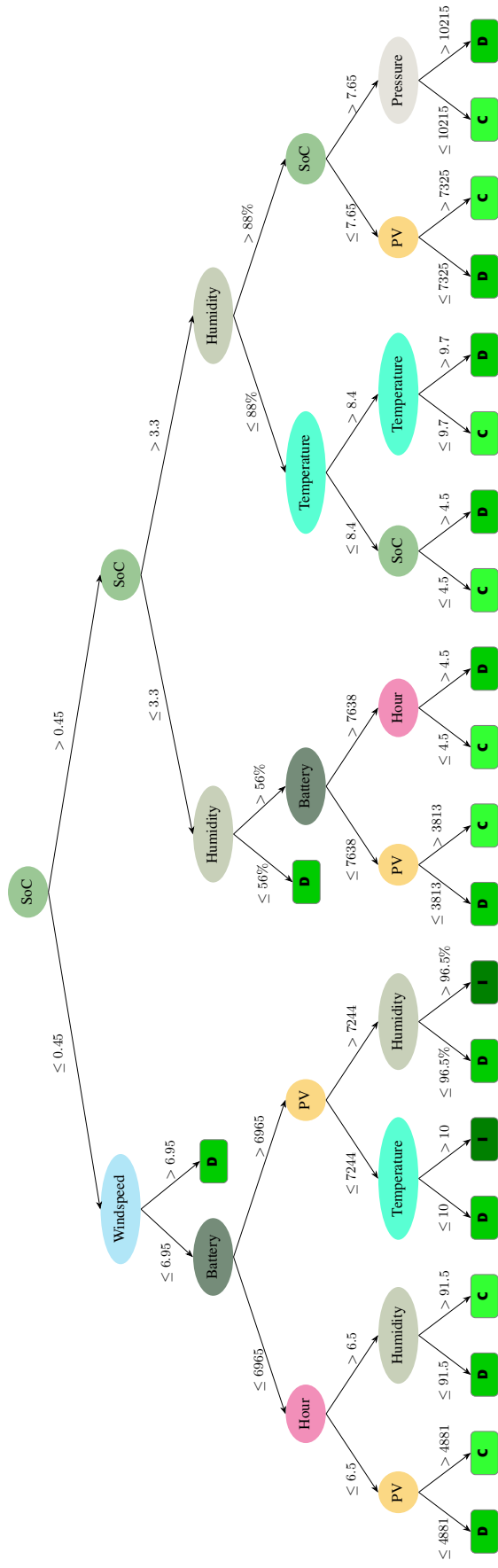


FIGURE 9. Decision tree representation of the PPO agent’s learned policy on synthetic data. Each internal node represents a decision condition based on the system’s state variables, while the terminal leaves correspond to the battery idle (I), charging (C) and discharging (D) actions. The deeper structure of the tree reflects the PPO agent’s more complex decision-making process for energy management under varying operational conditions.

REFERENCES

- [1] Gokul Sidarth Thirunavukkarasu, Mehdi Seyedmahmoudian, Elmira Jamei, Ben Horan, Saad Mekhilef, and Alex Stojcevski. Role of optimization techniques in microgrid energy management systems—a review. *Energy Strategy Reviews*, 43:100899, 2022.
- [2] Hallah Shahid Butt, Qiong Huang, and Benjamin Schäfer. Explainable reinforcement learning for optimizing electricity costs in building energy management. In *2024 3rd International Conference on Energy Transition in the Mediterranean Area (SyNERGY MED)*, pages 1–6. IEEE, 2024.
- [3] Hou Shengren, Pedro P Vergara, Edgar Mauricio Salazar Duque, and Peter Palensky. Optimal energy system scheduling using a constraint-aware reinforcement learning algorithm. *International Journal of Electrical Power & Energy Systems*, 152:109230, 2023.
- [4] Monthly sunshine hours germany 2024–2025| statista. <https://www.statista.com/statistics/982758/average-sunshine-hours-germany/>. Accessed: 2025-06-30.
- [5] Abdul Afram and Farrokh Janabi-Sharifi. Theory and applications of hvac control systems – a review of model predictive control (mpc). *Building and Environment*, 72:343–355, 2014.
- [6] Markus Killian and Manfred Kozek. Ten questions concerning model predictive control for energy efficient buildings. *Building and Environment*, 105:403–412, 2016.
- [7] Yudong Ma, Adam Kelman, Aaron Daly, and Francesco Borrelli. Predictive control for energy efficient buildings with thermal storage: Modeling, simulation, and experiments. *IEEE Control Systems Magazine*, 32(1):44–64, 2012.
- [8] Ján Drgoňa, Javier Arroyo, Itziar Cupeiro Figueroa, David Blum, Krzysztof Arendt, Donghun Kim, Elena Ollé, Jozef Oravec, Michael Wetter, Draguna Vrabie, and Lieve Helsens. All you need to know about model predictive control for buildings. *Annual Reviews in Control*, 50:190–232, 2020.
- [9] David Sturzenegger, Dimitrios Gyalistras, Manfred Morari, and Roy S. Smith. Model predictive climate control of a swiss office building: Implementation, results, and cost-benefit analysis. *IEEE Transactions on Control Systems Technology*, 24(1):1–12, 2016.
- [10] Frauke Oldewurtel, David Sturzenegger, and Manfred Morari. Importance of occupancy information for building climate control. *Applied Energy*, 101:521–532, 2013.
- [11] Xin Zhang, Chongqing Kang, and Qing Xia. A coordinated model predictive control approach for building energy management considering real-time electricity prices. *Energy*, 164:792–802, 2018.
- [12] Tao Wei, Yujie Wang, Yan Li, and Tong Zhang. A review of reinforcement learning for energy management in smart buildings. *Energy and AI*, 10:100204, 2022.
- [13] Yixuan Zhang, Hoi-Lun Lam, Dong Li, Jianjun Qin, and Ho Ting Chan. Deep reinforcement learning for building hvac control: Review and challenges. *Energy and Buildings*, 240:110886, 2021.
- [14] Yulong Chen, Leslie K. Norford, and Ali M. Malkawi. Reinforcement learning-based control for building energy management: A review and case study. *Applied Energy*, 281:116060, 2021.
- [15] Guanqi Gao, Zhiwei Shi, and Xuesong Lu. A reinforcement learning approach for optimal control of building hvac systems under partial observability. *Energy and Buildings*, 223:110135, 2020.
- [16] Bowen Yu, Ján Drgoňa, David Blum, and Michael Wetter. Model-free control of building energy systems using deep reinforcement learning: Recent progress and future prospects. *Energy and Buildings*, 285:112885, 2023.
- [17] Gökhan Demirel, Simon Grafenhorst, Jakob Ohm, Benjamin Schäfer, Kevin Förderer, and Veit Hagenmeyer. Multi-objective reinforcement learning with shielding for control and safety in power grids. *ACM SIGEnergy Energy Informatics Review*, 5(3):93–104, 2025.
- [18] Kiswendsida Elias Ouedraogo, Pinar Oğuz Ekim, and Erhan Demirok. Feasibility of low-cost energy management system using embedded optimization for pv and battery storage assisted residential buildings. *Energy*, 271:126922, 2023.
- [19] Jahangir Hossain, Aida FA Kadir, Ainain N Hanafi, Hussain Shareef, Tamer Khatib, Kyairul A Baharin, and Mohamad F Sulaima. A review on optimal energy management in commercial buildings. *Energies*, 16(4):1609, 2023.
- [20] Izabela Rojek, Dariusz Mikołajewski, Adam Mroziński, Marek Macko, Tomasz Bednarek, and Krzysztof Tyburek. Internet of things applications for energy management in buildings using artificial intelligence—a case study. *Energies*, 18(7):1706, 2025.
- [21] Daniel Beechey, Thomas MS Smith, and Özgür Şimşek. Explaining reinforcement learning with shapley values. In *International Conference on Machine Learning*, pages 2003–2014. PMLR, 2023.
- [22] Ashkan Entezari, Alireza Aslani, Rahim Zahedi, and Younes Noorollahi. Artificial intelligence and machine learning in energy systems: A bibliographic perspective. *Energy Strategy Reviews*, 45:101017, 2023.
- [23] Mohammad Mahdi Foroootan, Iman Larki, Rahim Zahedi, and Abolfazl Ahmadi. Machine learning and deep learning in energy systems: A review. *Sustainability*, 14(8), 2022.
- [24] International Energy Agency. Net zero by 2050: A roadmap for the global energy sector. Technical report, International Energy Agency (IEA), May 2021. <https://www.iea.org/reports/net-zero-by-2050>, Accessed: 2026-04-24.
- [25] International Energy Agency. Energy efficiency in buildings 2023. Technical report, International Energy Agency (IEA), November 2023. <https://www.iea.org/reports/energy-efficiency-2023>, Accessed: 2026-04-24.
- [26] Qinglong Xu, Yu Sun, Yang Zhang, and Shuo Wang. A comprehensive review of building energy management systems: Current status and future directions. *Energy and Buildings*, 290:113053, 2023.
- [27] Dalia Mohammed Talat Ebrahim Ali, Violeta Motuzienė, and Rasa Džiugaitė-Tumėnienė. Ai-driven innovations in building energy management systems: A review of potential applications and energy savings. *Energies*, 17(17), 2024.
- [28] Di Cao, Weihao Hu, Junbo Zhao, Guozhou Zhang, Bin Zhang, Zhou Liu, Zhe Chen, and Frede Blaabjerg. Reinforcement learning and its applications in modern power and energy systems: A review. *Journal of modern power systems and clean energy*, 8(6):1029–1042, 2020.
- [29] Gökhan Demirel, Ömer Ekin, Jianlei Liu, Luigi Spatafora, Kevin Förderer, and Veit Hagenmeyer. Advanced Deep Reinforcement Learning for Heat Pump Control in Residential Buildings. In *2025 IEEE PES Innovative Smart Grid Technologies Conference Europe (ISGT Europe)*, pages 1–5, 2025.
- [30] Luca Pincirolì, Piero Baraldi, Guido Ballabio, Michele Compare, and Enrico Zio. Optimization of the operation and maintenance of renewable energy systems by deep reinforcement learning. *Renewable Energy*, 183:752–763, 2022.
- [31] Zidong Zhang, Dongxia Zhang, and Robert C Qiu. Deep reinforcement learning for power system applications: An overview. *CSEE Journal of Power and Energy Systems*, 6(1):213–225, 2019.
- [32] Moritz Frahm, Philipp Zwickel, Jan Wächter, Felix Langner, Pascal Strauch, Jörg Matthes, and Veit Hagenmeyer. Occupant-oriented economic model predictive control for demand response in buildings. In *Proceedings of the 13th ACM International Conference on Future Energy Systems (e-Energy '22)*, pages 354–360, New York, NY, USA, 2022. Association for Computing Machinery.
- [33] Felix Langner, Jovana Kovačević, Philipp Zwickel, Thomas Dengiz, Moritz Frahm, Simon Waczowicz, Hüseyin K. Çakmak, Jörg Matthes, and Veit Hagenmeyer. Coordinated price-based control of modulating heat pumps for practical demand response and peak shaving in building clusters. *Energy and Buildings*, 324:114940, 2024.
- [34] Xiaoyu Mao, Yan Cheng, Xue Li, Haoran Li, Rui Yang, and Tianzhen Hong. A generalizable reinforcement learning framework for hvac control using real-world data. *Energy and Buildings*, 305:113941, 2024.
- [35] Yuankun Liu, Dongxia Zhang, and Hoay Beng Gooi. Optimization strategy based on deep reinforcement learning for home energy management. *CSEE Journal of Power and Energy Systems*, 6(3):572–582, 2020.
- [36] Dan Wang, Wanfu Zheng, Zhe Wang, Yaran Wang, Xiufeng Pang, and Wei Wang. Comparison of reinforcement learning and model predictive control for building energy system optimization. *Applied Thermal Engineering*, 228:120430, 2023.
- [37] Kai Wang, Zhene Zou, Minghao Zhao, Qilin Deng, Yue Shang, Yile Liang, Runze Wu, Xudong Shen, Tangjie Lyu, and Changjie Fan. RL4rs: A real-world dataset for reinforcement learning based recommender system. In *Proceedings of the 46th International ACM SIGIR Conference on Research and Development in Information Retrieval*, pages 2935–2944, 2023.
- [38] Liang Yu, Shuqi Qin, Meng Zhang, Chao Shen, Tao Jiang, and Xiaohong Guan. A review of deep reinforcement learning for smart building energy management. *IEEE Internet of Things Journal*, 8(15):12046–12063, 2021.
- [39] National Renewable Energy Laboratory (NREL). Energyplus™, 09 2017.
- [40] Julie Gerlings, Arisa Shollo, and Ioanna Constantiou. Reviewing the need for explainable artificial intelligence (xAI). *arXiv preprint arXiv:2012.01007*, 2020.
- [41] Wei Zhang, Fang Liu, Yonggang Wen, and Bernard Nee. Toward explainable and interpretable building energy modelling: An explainable

- artificial intelligence approach. In *Proceedings of the 8th ACM International Conference on Systems for Energy-Efficient Buildings, Cities, and Transportation*, BuildSys '21, page 255–258, New York, NY, USA, 2021. Association for Computing Machinery.
- [42] Mohamed Chaibi, EL Mahjoub Benghoulam, Lhoussaine Tarik, Mohamed Berrada, and Abdellah El Hmaidi. An interpretable machine learning model for daily global solar radiation prediction. *Energies*, 14(21), 2021.
- [43] Roy Machlev, Roe Melamed, Andrey Belikov, and Yoash Levron. Explainable AI (XAI) techniques for energy and power systems: Review, challenges, and future directions. *Energy and AI*, 9:100169, 2022.
- [44] Simon Wenninger, Can Kaymakci, and Christian Wiethe. Explainable long-term building energy consumption prediction using qlattice. *Applied Energy*, 308:118300, 2022.
- [45] Erika Puiutta and Eric MSP Veith. Explainable reinforcement learning: A survey. In *International cross-domain conference for machine learning and knowledge extraction*, pages 77–95. Springer, 2020.
- [46] Brígida Teixeira, Leonor Carvalhais, Tiago Pinto, and Zita Vale. Explainable ai framework for reliable and transparent automated energy management in buildings. *Energy and Buildings*, 347:116246, 2025.
- [47] KIT - IAI - RPE- LLEC. <https://www.iai.kit.edu/english/RPE-LLEC.php>. Accessed: 2025-06-30.
- [48] entso e. Electricity market transparency. <https://www.entsoe.eu/data/transparency-platform/>, 2015.
- [49] Rob J. Hyndman and George Athanasopoulos. *Forecasting: Principles and Practice*. OTexts, 2nd edition, 2018. Accessed: 2024-01-01.
- [50] Sepp Hochreiter and Jürgen Schmidhuber. Long short-term memory. *Neural Computation*, 9(8):1735–1780, 1997.
- [51] Volodymyr Mnih, Koray Kavukcuoglu, David Silver, Andrei A. Rusu, Joel Veness, Marc G. Bellemare, Alex Graves, Martin Riedmiller, Andreas K. Fidjeland, Georg Ostrovski, Stig Petersen, Charles Beattie, Amir Sadik, Ioannis Antonoglou, Helen King, Dharmas Kumar, Daan Wierstra, Shane Legg, and Demis Hassabis. Human-level control through deep reinforcement learning. *Nature*, 518(7540):529–533, 2015.
- [52] John Schulman, Filip Wolski, Prafulla Dhariwal, Alec Radford, and Oleg Klimov. Proximal policy optimization algorithms. In *Proceedings of the 34th International Conference on Machine Learning (ICML)*, pages 1–12, 2017.
- [53] Volodymyr Mnih, Adria Puigdomenech Badia, Mehdi Mirza, Alex Graves, Timothy Lillicrap, Tim Harley, David Silver, and Koray Kavukcuoglu. Asynchronous methods for deep reinforcement learning. In *Proceedings of the 33rd International Conference on Machine Learning (ICML)*, pages 1928–1937, 2016.
- [54] Tuomas Haarnoja, Aurick Zhou, Pieter Abbeel, and Sergey Levine. Soft actor-critic: Off-policy maximum entropy deep reinforcement learning with a stochastic actor. In *Proceedings of the 35th International Conference on Machine Learning (ICML)*, pages 1856–1865, 2018.
- [55] Scott Fujimoto, Herke Hoof, and David Meger. Addressing function approximation error in actor-critic methods. In *Proceedings of the 35th International Conference on Machine Learning (ICML)*, pages 1582–1591, 2018.
- [56] Timothy P. Lillicrap, Jonathan J. Hunt, Alexander Pritzel, Nicolas Heess, Tom Erez, Yuval Tassa, David Silver, and Daan Wierstra. Continuous control with deep reinforcement learning. *arXiv preprint arXiv:1509.02971*, 2015.
- [57] Takuya Akiba, Shotaro Sano, Toshihiko Yanase, Takeru Ohta, and Masanori Koyama. Optuna: A next-generation hyperparameter optimization framework. In *Proceedings of the 25th ACM SIGKDD International Conference on Knowledge Discovery & Data Mining, KDD '19*, page 2623–2631, New York, NY, USA, 2019. Association for Computing Machinery.
- [58] Helmholtz AI. Computing Resources – HAICORE. <https://www.helmholtz.ai/you-helmholtz-ai/computing-resources/>, 2026.
- [59] Scott M. Lundberg and Su-In Lee. A unified approach to interpreting model predictions. In *Proceedings of the 31st International Conference on Neural Information Processing Systems (NIPS)*, pages 4765–4774, 2017.
- [60] Mark W. Craven and Jude W. Shavlik. Extracting tree-structured representations of trained networks. In *Proceedings of the 8th International Conference on Neural Information Processing Systems (NIPS)*, pages 24–30, 1996.
- [61] Neil De La Fuente and Daniel A Vidal Guerra. A comparative study of deep reinforcement learning models: Dqn vs ppo vs a2c. *arXiv preprint arXiv:2407.14151*, 2024.
- [62] European Commission. Artificial Intelligence Act, 2024.
- [63] U.S. Department of Homeland Security. Roles and Responsibilities Framework for Artificial Intelligence in Critical Infrastructure, 2024.
- [64] Antoine Marot, Benjamin Donnot, Gabriel Dulac-Arnold, Adrian Kelly, Aidan O’Sullivan, Jan Viebahn, Mariette Awad, Isabelle Guyon, Patrick Panciatici, and Camilo Romero. Learning to run a power network challenge: a retrospective analysis, 2021.



HALLAH SHAHID BUTT received the B.Sc. degree in Software Engineering from Fatima Jinnah Women University and M.Sc. degree in Information Technology from National University of Sciences and Technology, Pakistan. She is doing Ph.D. degree from Karlsruhe Institute of Technology, Germany. Her research interests include reinforcement learning, explainable artificial intelligence and their applications in energy systems.



LUIGI SPATAFORA received his Ph.D. in mechanical engineering from the Karlsruhe Institute of Technology. He leads the Scientific Infrastructure Group at the Energy Lab and the Living Lab Energy Campus. His research interests include renewable energy-based buildings and districts.



QIONG HUANG received the Ph.D. degree from Okinawa Institute of Science and Technology Graduate University, Japan, in 2023. She is currently a Postdoctoral Researcher with Institute for Automation and Applied Informatics, Karlsruhe Institute of Technology, Germany. Her research interests include reinforcement learning, multi-agent system, and control applications of energy systems.



SIMON WACZOWICZ received the Ph.D. degree in mechanical engineering from KIT in 2018. Since then, he has headed the Research Platform Energy department at the IAI at KIT. His research interests include energy system design and operation, and time series analysis and forecasting.




GÖKHAN DEMIREL received the B.Sc. and M.Sc. degrees in electrical engineering and information technology from the Karlsruhe Institute of Technology (KIT), Karlsruhe, Germany, in 2017 and 2021. His research interests include optimal control, smart grid, reinforcement learning, and their applications.



VEIT HAGENMEYER is currently the Professor of Energy Informatics with the Faculty of Informatics, and the Director of the Institute for Automation and Applied Informatics, Karlsruhe Institute of Technology, Karlsruhe, Germany. His research interests include modeling, optimization and control of sector-integrated energy systems, machine learning based forecasting of uncertain demand and production in energy systems mainly driven by renewables, and integrated cyber-security of such

systems.



KEVIN FÖRDERER received the B.Sc. degree in industrial engineering and management and the M.Sc. degree in Economathematics from the Karlsruhe Institute of Technology (KIT), Karlsruhe, Germany, before working with FZI Forschungszentrum Informatik as a Research Associate and receiving the Ph.D. degree from KIT in 2021. In 2021, he became the Head of Group for the research group IT Methods and Components for Energy Systems (IT4ES) with the Institute of

Automation and Applied Informatics, KIT.



ERFAN TAJALLI-ARDEKANI received the B.Sc. degree in industrial engineering and management and the M.Sc. degree in Economathematics from the Karlsruhe Institute of Technology (KIT), Karlsruhe, Germany, before working with FZI Forschungszentrum Informatik as a Research Associate and receiving the Ph.D. degree from KIT in 2021. In 2021, he became the Head of Group for the research group IT Methods and Components for Energy Systems (IT4ES) with the Institute of

Automation and Applied Informatics, KIT.



BENJAMIN SCHÄFER is an Assistant Professor at the Department of Informatics at KIT, Germany, since 2023. He investigates power systems with the help of (explainable) machine learning and stochastic modelling. Prior to joining KIT, he worked in Göttingen (Germany), Dresden (Germany), London (United Kingdom), Tokyo (Japan) and Ås (Norway), graduating with a PhD thesis in 2017.

...