
WorldCoder-Bench: Benchmarking Physically Grounded 3D World Synthesis

Shuo Lu^{1,†} Yinuo Xu^{1,†} Kecheng Yu¹ Siru Jiang¹ Yongcan Yu¹ Yubin Wang²
Haitao Yang² Yuxiang Zhang² Bin Wang² Ran He¹ Jian Liang^{1,‡}

¹NLPR & MAIS, CASIA ²Huawei Noah’s Ark Lab

Abstract

Large language models (LLMs) are increasingly asked not only to write static interfaces, but to construct executable interactive worlds from natural language. Browser-native 3D, commonly built with `Three.js`, is a natural next frontier: generated programs must integrate assets, obey spatial and physical constraints, and keep user-facing controls synchronized with hidden runtime state. Existing web-generation benchmarks and evaluators, however, largely observe only pixels or DOM nodes, while the mechanics of a `Three.js` world unfold inside an opaque `<canvas>`. We introduce `WORLDCODER-BENCH`, a benchmark for autonomous, physically grounded 3D world synthesis. `WORLDCODER-BENCH` contains 2,026 expert-curated tasks across Simulation, Rendering, and Application scenarios, with optional `.gltf` assets and hidden behavioral contracts. We further propose `STATEPROBE`, an execution-based protocol that probes generated programs in a sandboxed browser and verifies hidden, mutation-hardened contracts over runtime states and transitions. Beyond verification coverage, we report Return on Automation and Time Efficiency Multiplier to measure correctness-adjusted cost and time savings. Across nine frontier models, the best system reaches only 27.8% verification coverage on `WORLDCODER-CORE` and 19.9% on `WORLDCODER-ROBUST`, with failures dominated by state-schema drift and broken interaction chains rather than missing scene elements. Utility metrics further show that cheap or fast models can still provide substantial value on easier domains. `WORLDCODER-BENCH` is available at <https://anonymous.4open.science/r/WorldCoder-Bench/>.

1 Introduction

Frontier large language models (LLMs) have moved past producing static UI mockups to generating executable, end-to-end web applications from a single instruction [1, 2, 3, 4]. A natural next step is browser-native 3D worlds: physics simulators, scientific visualizations, configurable products, and casual games shipped as a single HTML page [5, 6, 7]. `Three.js`, with its deep WebGL integration and vast public corpus, has emerged as the dominant substrate for this kind of generation. Authoring such a world by hand is a multi-day frontend job; making an LLM author one in seconds promises a step change in how interactive 3D content is built. The moment the deliverable becomes a *world* rather than a page, however, “looks right” stops being a useful proxy for “works right”: objects must collide where they are supposed to, energy must dissipate at the right rate, and on-screen widgets must stay in lockstep with the engine state as the user interacts.

Whether the resulting code actually works is almost impossible to tell from the outside [8, 9, 10]. `Three.js` renders into a single `<canvas>` that emits only WebGL pixels; the geometry, physics, animation phase, and interaction logic that determine correctness all live inside the JavaScript runtime,

[†]Equal contribution. [‡]Corresponding author.




Figure 1: Representative 3D worlds generated in WORLDCODER-BENCH, spanning three macro-categories (Simulation, Application, Rendering).

invisible to a screenshot, a DOM walker, or an external visual agent. The cost of this blind spot is severe in practice: in our experiments, DOM-based scoring is essentially uncorrelated with hidden state-level correctness (per-pair Kendall $\tau_b = -0.02$ across 1,434 pairs), and an 8-turn agent probing the source at $\sim 400\times$ the cost of DOM still grants passing marks to 45.6% of severely defective outputs. Surface heuristics would not just be noisy; they would systematically misdirect model development for an entire problem class.

We introduce WORLDCODER-BENCH, the first benchmark whose unit of evaluation is a fully executable `Three.js` world; representative examples are shown in Figure 1. WORLDCODER-BENCH contains 2,026 expert-curated tasks that span the major intents of browser-native 3D generation, from physically evolving simulations and controllable rendering effects to interactive goal-driven applications. These tasks cover 15 fine-grained domains and include both primitive-only scenes and asset-dependent worlds with `.gltf` resources. Each instance is provided as a structured directory with a natural-language brief, required interface schema, and optional assets, and the model must produce a single HTML page that loads, renders, and responds to user actions in a standard browser.

To pierce the canvas and judge what the world actually does, we pair the benchmark with STATEPROBE, our execution-based state verification protocol. STATEPROBE runs each generated program in a headless Chromium instance and exposes a small runtime interface that surfaces task-relevant variables. A scripted action sequence drives the world while STATEPROBE snapshots state before and after each step and checks the resulting deltas against a hidden behavioral contract authored by domain experts. Critically, STATEPROBE scrutinizes the contracts themselves: every contract is admitted only after catching a battery of programmatically injected defects (deleted state updates, scaled physical constants, swapped event targets), so a passing run reflects genuine behavioral correctness, not slack thresholds. We complement the primary verification coverage metric with two utility multipliers, return on automation and time efficiency multiplier, which place model output on the same axis as paid 3D-web developer labor.

Summary of contributions. 1) We present WORLDCODER-BENCH, the first benchmark that scores models on whether a generated `Three.js` world is *behaviorally* correct rather than merely visually plausible, comprising 2,026 expert-curated tasks across three macro-categories and 15 fine-grained domains. 2) We propose STATEPROBE, an execution-based state-verification protocol driven by hidden behavioral contracts; every contract is mutation-hardened against injected defects, so a passing run reflects genuine correctness rather than slack thresholds. 3) We introduce Return on Automation and Time Efficiency Multiplier, the first task-level utility metrics for 3D web development that combine inference cost and latency with public developer labor rates and discount cheap-but-incorrect outputs. 4) We benchmark nine frontier models with STATEPROBE, showing that no system exceeds

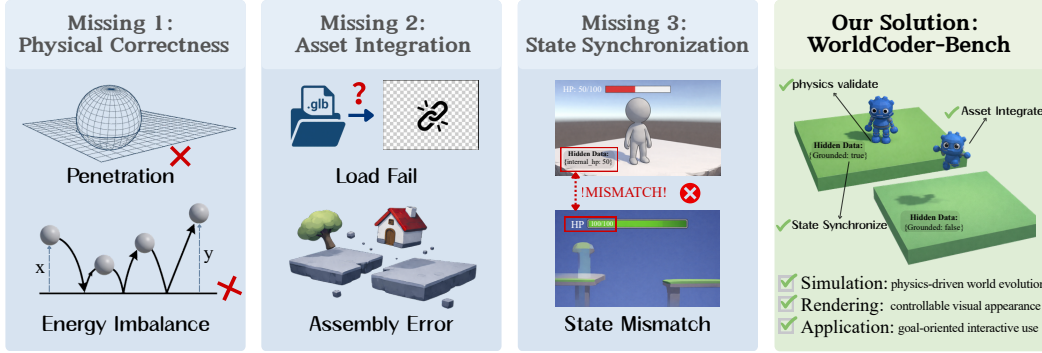


Figure 2: Motivation for WORLD CODER-BENCH. Existing benchmarks under-test physical correctness, asset integration, and state synchronization in generated 3D worlds; WORLD CODER-BENCH targets these gaps with executable tasks and hidden behavioral contracts.

30% Verification Coverage and that even the strongest external evaluation paradigm misclassifies 45.6% of severely defective outputs, underscoring the necessity of our approach.

2 WORLD CODER-BENCH

WORLD CODER-BENCH evaluates autonomous, physically grounded 3D world synthesis by requiring models to generate self-contained `Three.js` programs from natural-language specifications. As illustrated in Figure 2, prior benchmarks largely overlook three aspects that are indispensable for executable worlds: physical correctness [1, 11, 12, 13, 3, 14, 15, 16, 17], asset integration [1, 11, 18, 19, 20], and state synchronization [1, 11, 3, 12, 14]. WORLD CODER-BENCH is the first benchmark to explicitly target all three via STATE PROBE, an execution-based state-verification protocol that scores generated worlds against hidden behavioral contracts. We define the task, curation process, and dataset composition in this section; STATE PROBE is elaborated in Section 3.

2.1 Task Formulation

We formulate WORLD CODER-BENCH as an end-to-end conditional code generation task for executable 3D world synthesis. Each task instance is a structured directory $x = (\mathcal{I}, \mathcal{A})$, where \mathcal{I} is a `task.json` file containing the natural-language instruction, and \mathcal{A} is an optional `assets/` folder containing pre-authored 3D resources such as `.glb` models. Given x , the model must output a single self-contained HTML file y that uses `Three.js` to render and control a functional, interactive 3D world in a standard browser. The generated program is executed in a sandboxed browser and evaluated against hidden programmatic assertions. Models receive only the visible task input and do not have access to evaluation contracts, action sequences, thresholds, or test scripts. This preserves zero-shot evaluation while allowing correctness to be judged through executable runtime behavior rather than static appearance.

2.2 Data Curation

To ensure high quality, diversity, and rigorous evaluability, WORLD CODER-BENCH is constructed through a systematic four-stage pipeline, as illustrated in Figure 3.

Stage I: Expert Seed Curation. A team of five PhD researchers in 3D graphics and interactive systems spent two months hand-crafting seed tasks. Each seed undergoes strict peer review to guarantee objective clarity, implementation feasibility, and unambiguous interaction flows. These seeds serve as foundational templates for diverse task families rather than a separate evaluation split.

Stage II: Expansion & Filtering. Using the expert seeds, we employ LLM-assisted expansion to generate over 10,000 candidate tasks covering various spatial layouts, physical mechanics, and rendering effects. Annotators then rigorously filter this pool, discarding tasks that are ambiguous, trivial, underspecified, or incapable of being operationalized into deterministic runtime checks.

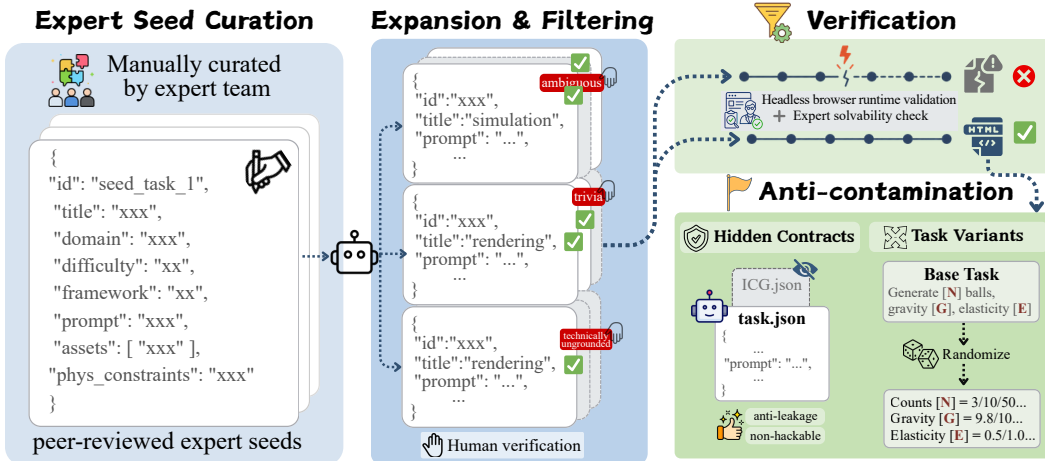


Figure 3: Data curation of WORLDCODER-BENCH, from expert seed creation and LLM-assisted expansion to execution validation, hidden contracts, and randomized task variants.

Stage III: Verification. Surviving candidates undergo runtime validation in a headless browser to confirm asset availability, stable loading, and compatibility with our standardized interface. Experts then author behavioral evaluation contracts specifying expected affordances, reachable states, action-driven transitions, and state-level assertions. Tasks exhibiting unstable execution or unreliable evaluability are discarded (see Section 3).

Stage IV: Anti-Contamination. The pipeline yields 2,026 finalized canonical tasks. To prevent data leakage and metric hacking, all evaluation logic and assertions are strictly hidden from the model prompts and leaderboard releases. Furthermore, we generate robustness variants by perturbing physical constants, object counts, initial states, and asset choices. This targeted randomization breaks common default assumptions and significantly increases task difficulty, ensuring models must genuinely understand the underlying mechanics rather than memorize static templates.

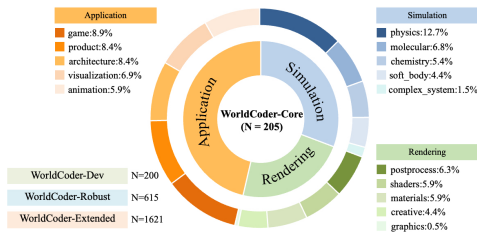


Figure 4: Distribution and composition of WORLDCODER-BENCH.

Held-out behavioral ground truth. Correctness in WORLDCODER-BENCH is behavioral rather than tied to a single reference HTML: multiple `Three.js` implementations may be valid if their runtime states satisfy the intended contract. We treat expert-authored rubrics and reference traces as held-out behavioral ground truth. Hidden splits keep these contracts private to preserve leaderboard integrity, while WORLDCODER-DEV releases them for debugging and evaluator integration.

2.3 Dataset Composition and Splits

Figure 4 summarizes the taxonomy and split design of WORLDCODER-BENCH. We organize tasks by the primary user intent of the generated 3D world—observing system evolution, controlling visual presentation, or completing an interactive goal—which correspond to three macro-categories: *Simulation*, *Rendering*, and *Application*. This taxonomy is intuitive for users and aligned with our evaluator, since each intent requires different runtime contracts over dynamics, rendering states, or interaction logic.

After curation, the 2,026 canonical tasks are partitioned by evaluation purpose rather than construction source. WORLDCODER-CORE contains 205 hidden tasks and serves as the primary leaderboard split, selected for high difficulty and approximate balance across categories and domains. WORLDCODER-EXTENDED contains 1,621 hidden tasks for large-scale, lower-variance

model comparison. **WORLDCODER-ROBUST** is a harder, perturbation-augmented stress-test built on top of **WORLDCODER-CORE**: each canonical task is instantiated as three independent variants under controlled randomization of physical constants (e.g., gravity, elasticity, masses), object counts, initial states, prompt phrasing, and .gltf asset filenames, yielding 615 variants in total. The behavioral contract is rewritten for each variant so that solving it requires understanding the underlying mechanics rather than recalling memorized prompt or asset templates, which makes **WORLDCODER-ROBUST** the most direct probe of mechanism-level generalization in **WORLDCODER-BENCH**. **WORLDCODER-DEV** contains 200 public tasks with released contracts and reference outputs for local debugging and evaluator integration.

Each task is additionally annotated with a difficulty level (D1–D6) and an asset tier. Difficulty ranges from basic scene initialization to multi-step logic, strict physical constraints, and state synchronization. Asset tiers distinguish primitive-only tasks, single- .gltf tasks, and multi-asset tasks. Full domain counts, split statistics, difficulty distributions, asset tiers, prompt lengths, and estimated human effort are reported in Appendix B.1.

3 Evaluation

In this section, we propose **STATEPROBE**, the execution-based state-verification protocol that **WORLDCODER-BENCH** uses to evaluate generated 3D worlds. We first explain why external observation is insufficient, then introduce mutation-hardened behavioral contracts as hidden ground truth, describe the execution protocol that probes runtime state, and finally define the capability and practical-utility metrics that **STATEPROBE** reports.

3.1 From External Observation to State Verification

The core challenge is that correctness in a generated 3D world often lies beneath the rendered surface. As shown in Figure 5, screenshot [1, 18, 11, 21] or VLM judges [3, 22, 23] can assess visual plausibility [14, 1], but cannot recover exact coordinates, velocities, collision states, conservation quantities, or hidden interaction variables. DOM-based evaluation works for ordinary web pages, but **Three.js** worlds are rendered as WebGL pixels inside `<canvas>`; the DOM exposes only peripheral elements such as buttons or labels. Pure agent exploration adds interaction, but remains costly, non-deterministic, hard to audit, and still dependent on visual evidence. All three paradigms observe the world from the outside. **STATEPROBE** instead makes runtime behavior observable: it reads internal state variables, applies controlled actions, and checks whether the world satisfies the physical, spatial, and interactive conditions specified by the task.

3.2 Mutation-Hardened Contracts

Expert-Authored Behavioral Contracts. Each task is paired with a hidden executable specification that defines the required affordances, states, transitions, and assertions. Authored by domain experts based on the task prompt, these contracts encode expected objects and controls, canonical interaction paths, numerical tolerances, and task-specific invariants (e.g., physical conservation laws, rendering-state changes, or UI-state synchronization) that a correct world must satisfy.

Calibration via Mutation Testing. To prevent permissive evaluation, **STATEPROBE** calibrates all contracts using mutation testing inspired by software engineering practices [24]. Starting from validated internal implementations, we deliberately inject common failures into the HTML—such as stale state updates, corrupted physical constants, broken asset loading, swapped event targets, or HUD mismatches. A contract is admitted by **STATEPROBE** only if it successfully rejects these mutated variants; otherwise, it is revised or the task is discarded. This hardening step ensures that a `CHECK_PASS` reflects genuine behavioral correctness rather than loose surface compliance.

3.3 Execution Protocol

Runtime state interface. Each generated program must expose a standardized runtime state interface, typically a global object such as `window.__3D_STATE__`. This interface reports raw variables such as object coordinates, velocities, selected modes, counters, camera distances, and interaction flags.

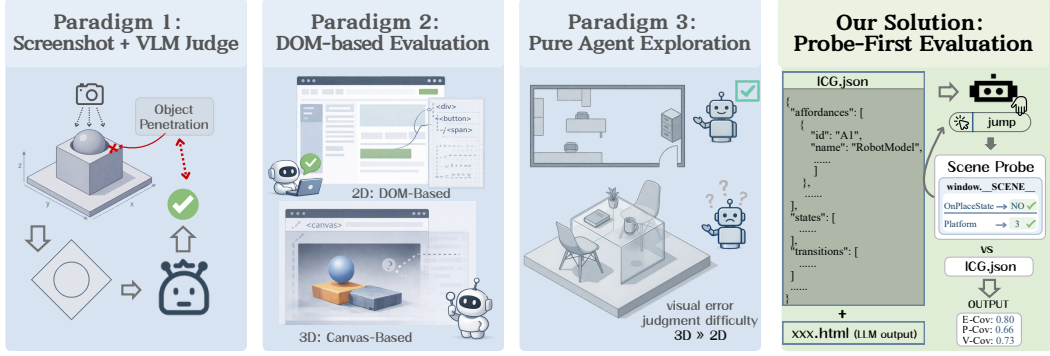


Figure 5: Evaluation paradigms for 3D world synthesis. External evaluators observe pixels, DOM structure, or visual traces; STATEPROBE verifies hidden contracts through runtime state probes.

The interface schema is visible to the model, but the contract remains hidden: models do not see the action sequence, thresholds, expected transitions, or assertion scripts.

Sandboxed execution. STATEPROBE runs each generated program in a headless Chromium browser managed by Playwright, with fixed browser settings and a local version-locked `Three.js` archive. STATEPROBE first checks executability: the page must load, create a live WebGL context, maintain a render loop, and avoid early JavaScript exceptions. Failure at this stage yields `RUNTIME_CRASH`.

Action-driven probes. For executable programs, STATEPROBE applies deterministic action-driven probes. For each scripted action, such as a click, key press, drag event, or physics-step command, STATEPROBE records a *before* snapshot, applies the action, records an *after* snapshot, and checks hidden assertions over the resulting state delta. Each task is then labeled `RUNTIME_CRASH`, `CHECK_FAIL`, or `CHECK_PASS`, separating load-time failures, behavioral violations, and fully verified executions while retaining an auditable trace of every probed transition.

3.4 Metrics

A binary outcome is too coarse for complex 3D worlds, so STATEPROBE reports four coverage metrics aligned with the contract structure:

- *Affordance Coverage* (A-Cov): expected objects, controls, and interactive affordances are present.
- *State Coverage* (S-Cov): required intermediate world states are reachable through interaction.
- *Transition Coverage* (T-Cov): action-triggered state changes satisfy expected postconditions.
- *Verification Coverage* (V-Cov): the overall proportion of hidden assertions that pass.

V-Cov is the primary leaderboard metric; A-Cov, S-Cov, and T-Cov diagnose where a generated world fails, and we additionally report system-level signals such as crash rate, missing-output rate, token usage, cost, and latency.

Quality-adjusted utility. To estimate practical value, we combine correctness, cost, and time. For each task t , the normalized verification score $\widehat{V\text{-Cov}}(t) \in [0, 1]$ acts as a quality discount. Let $H_{\text{human}}(t)$ be the expert-estimated human completion time, R the 3D-web developer hourly rate,¹ $C_{\text{model}}(t)$ the model cost, and $H_{\text{model}}(t)$ the model generation time:

$$\text{RoA} = \frac{\sum_{t=1}^n \widehat{V\text{-Cov}}(t) \cdot H_{\text{human}}(t) \cdot R}{\sum_{t=1}^n C_{\text{model}}(t)}, \quad \text{TEM} = \frac{\sum_{t=1}^n \widehat{V\text{-Cov}}(t) \cdot H_{\text{human}}(t)}{\sum_{t=1}^n H_{\text{model}}(t)}. \quad (1)$$

Return on Automation (RoA) reports quality-adjusted human-labor value per dollar of model cost; Time Efficiency Multiplier (TEM) reports human-hours saved per hour of model generation. Both

¹We set $R = \$60/\text{hour}$ based on public salary estimates for WebGL and web developers: Wellfound reports an average WebGL developer salary of roughly \$125,000/year, or \$60.10/hour under a 2,080-hour work year [25]; Talent.com reports an average U.S. web developer wage of \$61.83/hour [26].

Table 1: Performance on WORLDCODER-CORE. Red / blue mark the best/second-best per column.

Model	V-Cov \uparrow	V-Cov by Macro-Category (%)			Diagnostic Coverages (%)			Economics	
		Sim.	Render.	App.	A-Cov	S-Cov	T-Cov	RoA \uparrow	TEM \uparrow
<i>Proprietary Models</i>									
GPT-5.4 [27]	27.8	26.8	37.8	23.5	66.2	46.1	26.3	1,264.6	68.87
Gemini 3.1 Pro Preview [30]	26.5	27.0	35.9	21.4	67.4	45.9	25.1	1,551.2	56.81
Claude Sonnet 4.6 [29]	18.7	21.4	25.1	13.7	56.5	33.4	17.0	1,020.7	48.34
Claude Opus 4.6 [28]	17.5	18.2	22.2	14.6	58.6	38.3	15.8	562.3	44.19
<i>Open-Weights & Regional Models</i>									
Qwen3.6-Plus [32]	25.3	24.6	30.4	23.2	65.3	43.6	23.7	4,343.9	37.10
DeepSeek-V3.2 [31]	21.9	21.3	28.8	18.8	60.5	37.4	20.7	14,538.8	22.49
DeepSeek-V4-Flash [35]	16.5	11.8	24.2	15.8	40.6	30.7	15.9	19,150.4	23.23
Kimi-K2.5 [33]	18.2	13.6	29.3	15.8	50.9	34.4	17.1	4,062.7	38.26
MiniMax-M2.7 [34]	23.0	22.6	30.2	19.7	57.6	39.9	21.7	12,322.2	48.36

metrics deliberately discount cheap or fast outputs that fail behavioral verification, so practical value is earned only when correctness clears the contract.

4 Experiments

We evaluate nine frontier models on WORLDCODER-BENCH under a unified zero-shot protocol, characterizing their capability, robustness to parameter perturbations, economic value relative to expert labor, and dominant failure modes, four facets that together explain the gap between visible plausibility and behavioral correctness in LLM-generated 3D worlds.

4.1 Setup

Models. We benchmark nine frontier proprietary and open-weights models drawn from eight families: GPT-5.4 [27], Claude Opus 4.6 and Sonnet 4.6 [28, 29], Gemini 3.1 Pro Preview [30], DeepSeek V3.2 and V4-Flash [31], Qwen 3.6-Plus [32], Kimi K2.5 [33], and MiniMax M2.7 [34]. All nine appear in Table 1; system-level diagnostics (crash rate, missing-probe rate, median tokens / latency) are in Appendix C.2. Every model runs zero-shot on the same `task.json` and `assets` directory, emits a single self-contained HTML, and is scored by STATEPROBE against the mutation-hardened contract of §3.2. Models receive the required runtime interface schema but never the hidden action sequences, thresholds, or assertion scripts.

Metrics. Capability is reported as Verification Coverage (V-Cov, the per-task share of hidden assertions that pass) together with its Affordance, State, and Transition components (§3.4). Practical utility is reported as Return on Automation (RoA, \$/\$) and Time Efficiency Multiplier (TEM, hr/hr), computed from logged tokens at each model’s May-2026 public API rate, measured API latency, and a difficulty-conditioned H_{human} estimator anchored to seven expert annotations (median 4.7 h); per-model rates, fallback table, and an $R \in \{\$25, \$60, \$100\}$ sensitivity check are in Appendix C.1.

4.2 Performance on WORLDCODER-CORE

We evaluate the performance of nine frontier models on the WORLDCODER-CORE to assess their ability to generate functionally correct 3D worlds. Four distinct patterns emerge from the evaluation.

Executable 3D world synthesis remains far from solved. The strongest model (GPT-5.4) reaches only V-Cov=27.8%, and the top four cluster within 23.0–27.8%; no system exceeds 30% on the hidden contracts despite producing programs that load and visually resemble the target world. The proprietary–open gap is a small 2.5 points (Qwen3.6-Plus, 25.3%).

Coverage hierarchy reveals a presence-vs-behavior gap. The diagnostic columns separate *visible presence* from *behavioral correctness*: models reliably instantiate objects and controls (A-Cov 40.6–67.4%) and reach intermediate states (S-Cov 30.7–46.1%), but action-driven transitions barely succeed (T-Cov 15.8–26.3%). Each layer roughly halves, so most failures sit at the transition / assertion layer rather than at scene initialization.

Table 2: Paradigm comparison on WORLDCODER-CORE (1,434 pairs). τ_b : per-pair Kendall correlation with V-Cov; FPR: share of low-V-Cov (V-Cov<30) pairs each paradigm calls passing; cost normalized to DOM-only.

Paradigm	Pass rate (%)	Kendall τ_b vs. V-Cov	FPR (%) ↓	Cost
DOM-only inspection	32.6	-0.021	33.7	1.0×
Screenshot+VLM (GPT-5.4)	2.7	-0.068	3.2	~50×
Pure Agent (8-step inspection)	49.7	+0.111	45.6	~400×
Ours (V-Cov, ground truth)	—	1.000	0.0	~2×

Rendering is easiest; Application is hardest. Rendering V-Cov (22.2–37.8%) consistently dominates Simulation (11.8–29.1%) and Application (13.7–23.5%). `Three.js` makes shader, material, and post-processing tasks structurally easy via idiomatic APIs (`RawShaderMaterial`, `EffectComposer`) absorbed during pretraining; Simulation adds analytic correctness criteria, and Application adds tight state-synchronization assertions.

The ranking is not an artifact of STATEPROBE. We re-score 1,434 ⟨model, task⟩ pairs (the seven models with complete report coverage × 205 tasks) under three external alternatives (Table 2). DOM-only achieves $\tau_b = -0.021$ at unit cost (statistically random); Screenshot+VLM at ~50× cost yields $\tau_b = -0.068$ by penalizing visual differences indiscriminately; an 8-step inspection agent at ~400× cost is the only baseline with a positive correlation ($\tau_b = +0.111$) but admits 45.6% of low-V-Cov outputs as passing. None reproduces the Table 1 ranking; per-paradigm errors are in Appendix C.4.

4.3 Robustness on WORLDCODER-ROBUST

Robust V-Cov widens the model gap and exposes template recall. Table 3 reports coverage on WORLDCODER-ROBUST, the parameter-perturbed split of §2.3. GPT-5.4 leads V-Cov (19.9%) and T-Cov (18.3%) and Gemini-3.1-Pro is a close second on V-Cov (19.1%) while topping affordance and state coverage, evidencing the strongest behavioral generalization under randomized constants and assets. Qwen3.6-Plus shows the largest decline, from 25.3% on canonical seeds to 13.5% on WORLDCODER-ROBUST, a direct signature of template recall over mechanism understanding. The proprietary–open gap widens to 6 points (vs. 2.5 on WORLDCODER-CORE), so robust V-Cov is a strictly more discriminative axis than canonical V-Cov at the frontier.

Table 3: Robustness on WORLDCODER-ROBUST (%).

Model	V-Cov ↑	A-Cov	S-Cov	T-Cov
GPT-5.4 [27]	19.9	65.6	44.9	18.3
Gemini-3.1-Pro [30]	19.1	66.8	46.3	17.6
Kimi-K2.5 [33]	15.6	57.9	34.9	14.3
Claude-Opus-4.6 [28]	13.9	58.3	39.8	12.4
Qwen3.6-Plus [32]	13.5	52.2	34.8	12.1

4.4 Practical Benefits

Even at V-Cov below 30%, the absolute economic value of LLM-generated 3D worlds is substantial because human authoring is expensive. RoA and TEM (§3.4) make this concrete.

Aggregate utility flips the V-Cov ranking.

The Economics columns of Table 1 invert the V-Cov order: DeepSeek-V4-Flash tops RoA at \$19,150/\$, 30× above any proprietary system, with DeepSeek-V3.2 second (\$14,539/\$). GPT-5.4 wins TEM at 68.9× by pairing the highest V-Cov with the lowest latency (88.1 s/task), Gemini-3.1-Pro second at 56.8×. Cost-sensitive deploy-

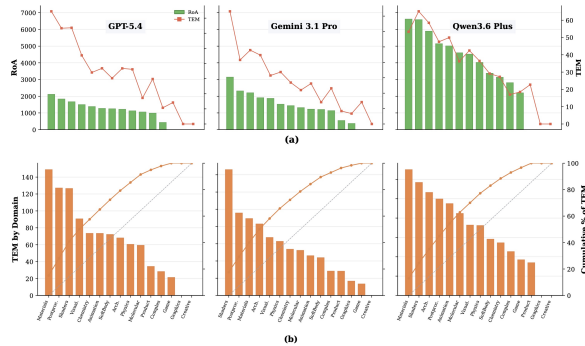


Figure 6: Per-domain RoA (a) and TEM Pareto curves (b) on WORLDCODER-CORE for three models.

ments favor DeepSeek; latency-bounded ones favor GPT-5.4 or Gemini.

Per-domain decomposition exposes a Pareto profile. Figure 6 decomposes GPT-5.4, Gemini-3.1-Pro, and Qwen3.6-Plus across the 15 fine-grained domains; the same plot for all seven evaluated models is in Appendix C.3. (i) RoA and TEM concentrate on the same head: Materials, Shaders, and Postprocess top both metrics for every model. (ii) Cumulative TEM bends above the uniform reference: the top-5 of 15 domains contribute 55–65% of total TEM. (iii) All three models collapse to near-zero RoA on Complex System, Creative, and Graphics, so future progress on WORLDCODER-BENCH should be measured against this long tail.

4.5 Error Analysis

To locate dominant failure modes, we classify 596 zero-T-Cov records across nine models into six categories (Figure 7): **State Schema Drift** (deviation from the prompt-specified schema), **Physics Violation** (broken energy / stability invariants), **Broken Interaction Chain** (event handlers not synced to the exposed state), **Missing UI Elements** (dropped secondary controls), **Semantic Misunderstanding** (broken generative algorithms), and **Crash** (runtime exceptions).

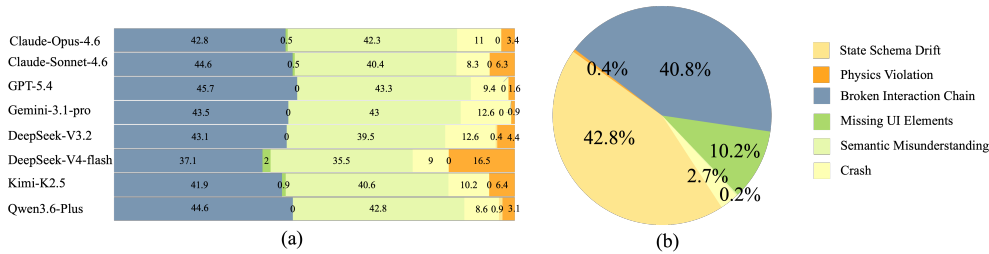


Figure 7: Error taxonomy and model failure profiles.

Drift and Chain dominate the failure surface. Two categories account for 83.6% of failures: **State Schema Drift** (42.8%) and **Broken Interaction Chain** (40.8%). This explains the presence-vs-behavior gap in §4.2: models often create visually plausible scenes and expose some intermediate states, but the required runtime interface is brittle, incomplete, or not updated by user actions.

Model profiles separate well-formed outputs from crash-prone ones. GPT-5.4 and Gemini have the lowest crash rates (3.4% and 2.0%), indicating that their pages usually survive long enough to reach state-level probes. By contrast, DeepSeek-V4-Flash crashes on 16.5% of its failures, while Kimi-K2.5 frequently omits the required state object entirely.

Physics Violation (0.4%) and **Semantic Misunderstanding** (2.7%) are less frequent in this zero-T-Cov subset, but they mark the hard tail: Creative tasks expose algorithmic-reasoning failures, and Physics tasks remain sensitive to numerical precision and stability.

These findings point to two open challenges: preserving exact, action-synchronous runtime-state contracts under complex interactive specifications, and improving the physical and algorithmic reasoning needed for the long tail of executable 3D worlds.

5 Conclusion

We introduced WORLDCODER-BENCH, a benchmark for autonomous, physically grounded 3D world synthesis, and STATEPROBE, an execution-based protocol that evaluates generated `Three.js` worlds against hidden, mutation-hardened behavioral contracts. Across nine frontier models, the best system reaches only 27.8% Verification Coverage on WORLDCODER-CORE and 19.9% on WORLDCODER-ROBUST, while DOM, Screenshot+VLM, and agent-based evaluators fail to reproduce the contract-based ranking. The main failures lie in executable behavior rather than visual presence, especially state-schema drift, broken interaction chains, and runtime state synchronization. RoA and TEM further show that partially correct generations can still provide quality-adjusted value in easier domains. We release WORLDCODER-BENCH and STATEPROBE as a diagnostic platform

for measuring progress toward behaviorally reliable 3D coding agents, and hope it helps pave the way for autonomous systems that can construct executable worlds, not just plausible scenes.

References

- [1] Chenglei Si, Yanzhe Zhang, Ryan Li, Zhengyuan Yang, Ruibo Liu, and Diyi Yang. Design2code: Benchmarking multimodal code generation for automated front-end engineering. In *Proc. NAACL*, pages 3956–3974, 2025.
- [2] Shuyan Zhou, Frank F Xu, Hao Zhu, Xuhui Zhou, Robert Lo, Abishek Sridhar, Xianyi Cheng, Tianyue Ou, Yonatan Bisk, Daniel Fried, et al. Webarena: A realistic web environment for building autonomous agents. In *Proc. ICLR*, 2023.
- [3] Chenchen Zhang, Yuhang Li, Can Xu, Jiaheng Liu, Ao Liu, Changzhi Zhou, Ken Deng, Dengpeng Wu, Guanhua Huang, Kejiao Li, et al. Artifactsbench: Bridging the visual-interactive gap in llm code generation evaluation. *arXiv preprint arXiv:2507.04952*, 2025.
- [4] Shuo Lu, Kecheng Yu, Siru Jiang, Yinuo Xu, Bing Zhan, Yanbo Wang, Changxin Ke, Yuan Xu, Xin Xiong, Xinyun Zhou, et al. Openclaw research: A systematic survey of large language model agents in open deployment. 2026.
- [5] Thomas Steenbergen and Michael S Lew. Analysis of using browser-native technology to build rich internet applications for image manipulation. *arXiv preprint arXiv:1101.0235*, 2010.
- [6] John David N Dionisio, William G Burns Iii, and Richard Gilbert. 3d virtual worlds and the metaverse: Current status and future possibilities. *ACM computing surveys (CSUR)*, 45(3):1–38, 2013.
- [7] Ramteja Sajja, Omer Mermer, Yusuf Sermet, and Ibrahim Demir. Hydro3djs: A modular web-based library for real-time 3d visualization of watershed dynamics and digital twin integration. *Environmental Modelling & Software*, page 106853, 2025.
- [8] Ahmed Fawzy, Amjed Tahir, and Kelly Blincoe. Vibe coding in practice: Motivations, challenges, and a future outlook—a grey literature review. *arXiv preprint arXiv:2510.00328*, 2025.
- [9] Michael Feathers. *Working effectively with legacy code*. Prentice Hall Professional, 2004.
- [10] Shuo Lu, Yingsheng Wang, Lijun Sheng, Lingxiao He, Aihua Zheng, and Jian Liang. Out-of-distribution detection: A task-oriented survey of recent advances. *ACM Computing Surveys*, 58(2):1–39, 2025.
- [11] Hugo Laurençon, Léo Tronchon, and Victor Sanh. Unlocking the conversion of web screenshots into html code with the websight dataset. *arXiv preprint arXiv:2403.09029*, 2024.
- [12] Hongda Zhu, Yiwen Zhang, Bing Zhao, Jingzhe Ding, Siyao Liu, Tong Liu, Dandan Wang, Yanan Liu, and Zhaojian Li. Frontendbench: A benchmark for evaluating llms on front-end development via automatic evaluation. *arXiv preprint arXiv:2506.13832*, 2025.
- [13] Kai Xu, YiWei Mao, XinYi Guan, and ZiLong Feng. Web-bench: A llm code benchmark based on web standards and frameworks. *arXiv preprint arXiv:2505.07473*, 2025.
- [14] Yang Chen, Minghao Liu, Yufan Shen, Yunwen Li, Tianyuan Huang, Xinyu Fang, Tianyu Zheng, Wenxuan Huang, Cheng Yang, Daocheng Fu, et al. Iwr-bench: Can llms reconstruct interactive webpage from a user interaction video? *arXiv preprint arXiv:2509.24709*, 2025.
- [15] Wayne Chi, Yixiong Fang, Arnav Yayavaram, Siddharth Yayavaram, Seth Karten, Qihong Anna Wei, Runkun Chen, Alexander Wang, Valerie Chen, Ameet Talwalkar, et al. Gamedevbench: Evaluating agentic capabilities through game development. In *Proc. ICML*, 2026.
- [16] Wei Zhang, Jack Yang, Renshuai Tao, Lingzheng Chai, Shawn Guo, Jiajun Wu, Xiaoming Chen, Ganqu Cui, Ning Ding, Xander Xu, et al. V-gamegym: Visual game generation for code large language models. *arXiv preprint arXiv:2509.20136*, 2025.

- [17] Shuo Lu, Yanyin Chen, Wei Feng, Jiahao Fan, Fengheng Li, Zheng Zhang, Jingjing Lv, Junjie Shen, Ching Law, and Jian Liang. Uni-layout: Integrating human feedback in unified layout generation and evaluation. In *Proceedings of the 33rd ACM International Conference on Multimedia*, pages 7709–7718, 2025.
- [18] Tony Beltramelli. pix2code: Generating code from a graphical user interface screenshot. In *Proc. CHI*, pages 1–6, 2018.
- [19] Jingyu Xiao, Yuxuan Wan, Yintong Huo, Zixin Wang, Xinyi Xu, Wenxuan Wang, Zhiyao Xu, Yuhang Wang, and Michael R Lyu. Interaction2code: Benchmarking mllm-based interactive webpage code generation from interactive prototyping. In *Proc. ASE. IEEE*, 2025.
- [20] Shuo Lu, Yinuo Xu, Jianjie Cheng, Lingxiao He, Meng Wang, and Jian Liang. Deepresearch-slice: Bridging the retrieval-utilization gap via explicit text slicing. *arXiv preprint arXiv:2601.03261*, 2025.
- [21] Shuo Lu, Haohan Wang, Wei Feng, Weizhen Wang, Shen Zhang, Yaoyu Li, Ao Ma, Zheng Zhang, Jingjing Lv, Junjie Shen, et al. One size, many fits: Aligning diverse group-wise click preferences in large-scale advertising image generation. *arXiv preprint arXiv:2602.02033*, 2026.
- [22] Chunyang Li, Yilun Zheng, Xinting Huang, Tianqing Fang, Jiahao Xu, Lihui Chen, Yangqiu Song, and Han Hu. Webdevjudge: Evaluating (m) llms as critiques for web development quality. In *Proc. ICLR*, 2025.
- [23] Shuo Lu, Jianjie Cheng, Yinuo Xu, Yongcan Yu, Lijun Sheng, Peijie Wang, Siru Jiang, Yongguan Hu, Run Ling, Yihua Shao, et al. Do mllms really understand space? a mathematical reasoning evaluation. *arXiv preprint arXiv:2602.11635*, 2026.
- [24] Yue Jia and Mark Harman. An analysis and survey of the development of mutation testing. *IEEE transactions on software engineering*, 37(5):649–678, 2010.
- [25] Wellfound. Webgl developer salary in web development startups. <https://wellfound.com/hiring-data/i/web-development/s/webgl>, 2025. Accessed 2026-05-07.
- [26] Talent.com. Web developer salary in united states. <https://www.talent.com/salary?job=web%2Bdeveloper>, 2026. Accessed 2026-05-07.
- [27] openai. Introducing gpt-5.4, 2026. URL <https://openai.com/index/introducing-gpt-5-4/>. Accessed: 2026-03-05.
- [28] anthropic. Introducing claude opus 4.6, 2026. URL <https://www.anthropic.com/news/claude-opus-4-6>. Accessed: 2026-02-17.
- [29] anthropic. Introducing claude sonnet 4.6, 2026. URL <https://www.anthropic.com/news/claude-sonnet-4-6>. Accessed: 2026-02-17.
- [30] google. Gemini 3.1 pro: A smarter model for your most complex tasks, 2026. URL <https://blog.google/innovation-and-ai/models-and-research/gemini-models/gemini-3-1-pro>. Accessed: 2026-02-19.
- [31] Aixin Liu, Aoxue Mei, Bangcai Lin, Bing Xue, Bingxuan Wang, Bingzheng Xu, Bochao Wu, Bawei Zhang, Chaofan Lin, Chen Dong, et al. Deepseek-v3. 2: Pushing the frontier of open large language models. *arXiv preprint arXiv:2512.02556*, 2025.
- [32] Alibaba. Qwen3.6-plus: Towards real world agents, 2026. URL <https://qwen.ai/blog?id=qwen3.6>. Accessed: 2026-04-02.
- [33] Kimi Team, Tongtong Bai, Yifan Bai, Yiping Bao, SH Cai, Yuan Cao, Y Charles, HS Che, Cheng Chen, Guanduo Chen, et al. Kimi k2. 5: Visual agentic intelligence. *arXiv preprint arXiv:2602.02276*, 2026.
- [34] Xiaomi. Minimax m2.7 deep dive: Why minimax m2.7 is becoming a core agentic productivity model, 2026. URL <https://minimax-m2.com/minimax-m27>. Accessed: 2026-03.

- [35] deepseek. Deepseek-v4 preview: Entering the era of millions of contexts for everyone, 2026. URL <https://mp.weixin.qq.com/s/8bxXqS2R8Fx5-1TLDBiEDg>. Accessed: 2026-04-24.
- [36] Zhiyu Lin, Zhengda Zhou, Zhiyuan Zhao, Tianrui Wan, Yilun Ma, Junyu Gao, and Xuelong Li. Webuibench: a comprehensive benchmark for evaluating multimodal large language models in webui-to-code. In *Proc. ACL*, pages 15780–15797, 2025.
- [37] Jingyu Xiao, Man Ho Lam, Ming Wang, Yuxuan Wan, Junliang Liu, Yintong Huo, and Michael R Lyu. Designbench: A comprehensive benchmark for mllm-based front-end code generation. *arXiv preprint arXiv:2506.06251*, 2025.
- [38] Chenxu Liu, Yingjie Fu, Wei Yang, Ying Zhang, and Tao Xie. Webcoderbench: Benchmarking web application generation with comprehensive and interpretable evaluation metrics. *arXiv preprint arXiv:2601.02430*, 2026.
- [39] Zimu Lu, Yunqiao Yang, Houxing Ren, Haotian Hou, Han Xiao, Ke Wang, Weikang Shi, Aojun Zhou, Mingjie Zhan, and Hongsheng Li. Webgen-bench: Evaluating llms on generating interactive and functional websites from scratch. In *Proc. NeurIPS*, 2025.
- [40] Xiang Deng, Yu Gu, Boyuan Zheng, Shijie Chen, Sam Stevens, Boshi Wang, Huan Sun, and Yu Su. Mind2web: Towards a generalist agent for the web. In *Proc. NeurIPS*, 2023.
- [41] Xing Han Lù, Zdeněk Kasner, and Siva Reddy. Weblinx: Real-world website navigation with multi-turn dialogue. In *Proc. ICML*, 2024.
- [42] Xiao Cai, Sitong Su, Jingkuan Song, Pengpeng Zeng, Ji Zhang, Qinhong Du, Mengqi Li, Heng Tao Shen, and Lianli Gao. Gt23d-bench: A comprehensive general text-to-3d generation benchmark. *arXiv preprint arXiv:2412.09997*, 2024.
- [43] Zhaoda Ye, Xinhan Zheng, Yang Liu, and Yuxin Peng. Relscene: A benchmark and baseline for spatial relations in text-driven 3d scene generation. In *Proc. ACM-MM*, pages 10563–10571, 2024.
- [44] Lu Ling, Chen-Hsuan Lin, Tsung-Yi Lin, Yifan Ding, Yu Zeng, Yichen Sheng, Yunhao Ge, Ming-Yu Liu, Aniket Bera, and Zhaoshuo Li. Scenethesis: A language and vision agentic framework for 3d scene generation. In *Proc. ICLR*, 2025.
- [45] Yandan Yang, Baoxiong Jia, Peiyuan Zhi, and Siyuan Huang. Physcene: Physically interactable 3d scene synthesis for embodied ai. In *Proc. CVPR*, pages 16262–16272, 2024.
- [46] Ronan Riochet, Mario Ynocente Castro, Mathieu Bernard, Adam Lerer, Rob Fergus, Véronique Izard, and Emmanuel Dupoux. Intphys: A framework and benchmark for visual intuitive physics reasoning. *IEEE Transactions on Pattern Analysis and Machine Intelligence*, 2018.
- [47] Daniel M Bear, Elias Wang, Damian Mrowca, Felix J Binder, Hsiao-Yu Fish Tung, RT Pramod, Cameron Holdaway, Sirui Tao, Kevin Smith, Fan-Yun Sun, et al. Physion: Evaluating physical prediction from vision in humans and machines. In *Proc. NeurIPS*, 2021.
- [48] Anton Bakhtin, Laurens van der Maaten, Justin Johnson, Laura Gustafson, and Ross Girshick. Phyre: A new benchmark for physical reasoning. In *Proc. NeurIPS*, 2019.
- [49] Sangeetha Abdu Jyothi, Carlo Curino, Ishai Menache, Shravan Matthur Narayanamurthy, Alexey Tumanov, Jonathan Yaniv, Ruslan Mavlyutov, Inigo Goiri, Subru Krishnan, Janardhan Kulkarni, et al. Morpheus: Towards automated {SLOs} for enterprise clusters. In *Proc. OSDI*, pages 117–134, 2016.

A Related Work

A.1 Benchmarks for Web, Frontend, and Game Code Generation

From webpage reconstruction to interactive evaluation. Benchmarks for web code generation have evolved from early screenshot matching and static webpage reconstruction to the evaluation of dynamic interactions, multi-file projects, and real user requirements. Design2Code [1] formulates the task as generating executable frontend code from webpage screenshots, while WebUIBench [36], DesignBench [37], FrontendBench [12], Web-Bench [13], WebCoderBench [38], and WebGenBench [39] extend the scope to UI understanding, modern frontend frameworks, editing and repair, multi-file website generation, and end-to-end functional testing. ArtifactsBench [3] further evaluates executable artifacts with stage-wise screenshots and checklist-guided multimodal judging; IWR-Bench [14], Mind2Web [40], WebArena [2], and WebLINX [41] incorporate temporal signals, browser actions, and realistic or high-fidelity web environments.

Limits of 2D web evidence for 3D physical correctness. Nevertheless, these benchmarks still rely mainly on screenshots, DOM structures, browser actions, or page-level assertions. For WebGL/Three.js scenes, key object states, physical properties, and simulation processes are encapsulated inside a single `<canvas>` and its rendering or physics engine, making object-level 3D state difficult to access through external observations. Game code generation benchmarks such as GameDevBench [15] and V-GameGym [16] are closer to interactive code generation, but they target Godot 4 project tasks or 2D Pygame environments rather than end-to-end generation of browser-native 3D scenes. They are also not designed around floating-point physical invariants, runtime state probes, rendering-engine synchronization, or evaluator calibration. Thus, existing web, frontend, and game code benchmarks cannot reliably determine whether LLM-generated interactive 3D web scenes are physically correct.

A.2 3D Evaluation Paradigms

Visual and physics-oriented 3D evaluation. Existing 3D evaluation mainly follows two paths. Visual evaluation judges generation quality through multi-view rendering, image consistency, or video observation; benchmarks such as GT23D-Bench [42], RelScene [43], Scenethesis [44], and PhyScene [45] assess geometric completeness, spatial relations, layout plausibility, and physical plausibility. Physics-oriented evaluation, represented by IntPhys [46], Physion [47], PHYRE [48], and Morpheus [49], tests whether models understand or obey physical laws through intuitive physics, object-motion prediction, mechanics puzzles, or conservation constraints.

From external observation to probe-first verification. Although these works show that 3D content cannot be evaluated solely by 2D visual similarity, they do not directly address browser-native 3D code generation. Visual evaluation compresses 3D scenes into 2D projections, losing depth, occlusion, temporal dynamics, and internal engine state; physics-oriented benchmarks usually operate on videos, offline simulators, or specialized physical tasks rather than LLM-generated Three.js/WebGL programs running in real browsers. To bridge this gap, we shift from visual plausibility to physical correctness and propose Probe-First Evaluation: generated code must expose a standardized `__SCENE__` state interface, interaction paths are modeled through a Scene Interaction Graph, before-and-after engine-state snapshots are captured, and key properties such as position, velocity, mass, collision, energy, and HUD synchronization are verified at floating-point precision using sanity checks, physics formula oracles, and task-specific assertions. We further introduce mutation testing [24] into evaluator calibration, injecting controlled faults to test whether the checker detects known errors and converting evaluator reliability into task-level confidence within a self-diagnosing evaluation loop.

B Dataset Details and Statistics

B.1 Top-Level Statistics and Domain Taxonomy

Table 4: Top-level statistics of WORLDCODER-BENCH. The full benchmark contains 2,026 canonical tasks; the WORLDCODER-CORE evaluation set used in the main results is a 205-task hard subset selected for low reference-model T-Cov.

Total canonical tasks		2,026
Macro categories	3 (Simulation, Rendering, Application)	
Fine-grained domains		15
Difficulty levels		6 (D1–D6)
Asset tiers		3 (Tier 0 / 1 / 2)
<hr/>		
WORLDCODER-CORE (main eval set)		205 tasks
Simulation / Rendering / Application		63 / 47 / 95
Difficulty \geq D5		164 (80.0%)
Tasks with .glb assets		25 (12.2%)
Shared 3D-asset files		73

Table 4 summarizes the top-level structure of WORLDCODER-BENCH, and Table 5 expands the three macro-categories into 15 fine-grained domains. The main results in the paper are reported on WORLDCODER-CORE, the 205-task hard subset selected for low reference-model T-Cov; consequently, 80% of WORLDCODER-CORE tasks are at difficulty D5 or D6, and only 25 (12%) require external .glb assets.

Table 5: Task taxonomy of WORLDCODER-BENCH. Tasks are grouped by the primary user intent of the generated 3D world, with fine-grained domains retained for diagnostic analysis.

Macro Category	User Intent	Fine-Grained Domains	Primary Evaluation Focus	#Tasks
Simulation	Observe system evolution	physics, soft_body, complex_system, molecular, chemistry/lab	Physical or chemical constraints, dynamic evolution, conservation behavior, stable state transitions	649
Rendering	Control visual presentation	shaders, materials, postprocess, graphics, creative	Rendering parameters, material appearance, shader behavior, post-processing effects, procedural visual states	620
Application	Complete an interactive goal	game, animation, architecture, product, visualization	Functional logic, interaction workflow, task completion, synchronization between user actions and world state	757
Total	–	15 domains	–	2,026

B.2 Dataset Splits and Difficulty Distribution

Table 6 lists the four hidden/public splits we release, and Table 7 shows the per-(domain, difficulty) cell counts in WORLDCODER-CORE. Difficulty is annotated by the curating expert on a D3–D6 scale within WORLDCODER-CORE (the easier D1/D2 levels exist in the broader benchmark but were filtered out by the bottom-T-Cov sampling). Application and Simulation tasks dominate the D5–D6 tail, while creative and graphics rendering tasks are concentrated at D4–D5.

Table 6: Dataset splits in WORLDCODER-BENCH. WORLDCODER-CORE, WORLDCODER-EXTENDED, and WORLDCODER-DEV are subsets of the 2,026 finalized canonical tasks.

Split	Size	Visibility	Purpose
WORLDCODER-CORE	205 tasks	Hidden	Primary leaderboard set, selected for high complexity and approximate balance across macro-categories and domains.
WORLDCODER-EXTENDED	1,621 tasks	Hidden	Large-scale evaluation set preserving the broader curated task distribution for lower-variance model comparison.
WORLDCODER-ROBUST	615 variants	Hidden	Robustness set derived from WORLDCODER-CORE, with three parameterized variants per core task.
WORLDCODER-DEV	200 tasks	Public	Development set with released contracts and reference outputs for local debugging and evaluator integration.

Table 7: WORLDCODER-CORE distribution over the (domain, difficulty) grid. The right-most column is the per-domain total (n).

Domain	Macro	D3	D4	D5	D6	n
physics	Sim.	0	10	11	5	26
chemistry	Sim.	0	2	5	4	11
soft_body	Sim.	0	2	6	1	9
molecular	Sim.	0	2	5	7	14
complex_sys.	Sim.	0	0	2	1	3
graphics	Render.	0	0	1	0	1
materials	Render.	0	0	9	3	12
creative	Render.	0	3	6	0	9
shaders	Render.	0	1	5	6	12
postprocess	Render.	0	0	6	7	13
product	App.	0	12	5	3	20
visualization	App.	2	1	7	7	17
game	App.	0	5	14	4	23
architecture	App.	0	0	8	10	18
animation	App.	0	1	7	9	17
Total		2	39	97	67	205

B.3 Anti-Leakage Protections

To ensure the integrity of the benchmark, we implement the following protections:

1. Behavioral contracts (SIG, action sequence, assertions) are never included in the model prompt.
2. Different parameter instances reference different 3D asset files, preventing memorization of asset filenames.
3. Physical constants (gravity, elasticity), object counts, prompt phrasing, and initial states are randomized per variant in WORLDCODER-ROBUST.
4. Tasks are original designs authored by 3D-graphics experts; they are not reproductions of public `Three.js` tutorials or example galleries.
5. Hidden-split contracts and reference outputs are kept strictly private; only WORLDCODER-DEV releases reference traces for evaluator integration.

C Extended Experimental Results

C.1 Cost / Time Accounting and Hourly-Rate Sensitivity

The RoA and TEM values in Table 1 are computed directly from per-task evidence rather than aggregate estimates. We document the three components below.

$C_{\text{model}}(t)$: **per-call API cost.** For every (model, task) pair we read the logged prompt and completion token counts from the generation pipeline and apply the public May-2026 input/output rate of each model (Table 8). DeepSeek-V3.2 is not on a current public price page, so we use the closest non-flash variant (DeepSeek-V4 Pro promotional list price) as a documented proxy; all other rates are taken directly from each provider’s public pricing page.

Table 8: Public May-2026 API rates used to compute $C_{\text{model}}(t)$ for the nine evaluated models. Sources: vendor pricing pages. DeepSeek-V3.2 is not on a current public price page, so we use the V4 Pro promotional rate as a documented proxy.

Model	Input (\$/1M tok)	Output (\$/1M tok)
GPT-5.4	2.50	15.00
Gemini-3.1-Pro-Preview	2.00	12.00
Claude Sonnet 4.6	3.00	15.00
Claude Opus 4.6	5.00	25.00
Qwen3.6-Plus	0.50	3.00
DeepSeek-V3.2	0.435	0.87
DeepSeek-V4-Flash	0.14	0.28
Kimi-K2.5	0.60	2.00
MiniMax-M2.7	0.30	1.20

$H_{\text{model}}(t)$: **per-call API latency.** We use the measured end-to-end latency logged by the generation pipeline for each (model, task) call, in seconds (converted to hours). Median latencies range from 79 s for Claude Sonnet 4.6 to 244 s for DeepSeek-V3.2 (Table 11).

$H_{\text{human}}(t)$: **per-task expert-effort estimator.** A subset of WORLDCODER-CORE tasks carries an explicit `estimated_human_time_minutes` field authored by a multi-year `Three.js` practitioner. The expert reads each `task.json`, mentally walks through the solution, and reports the wall-clock time required to satisfy the corresponding contract. Across the seven tasks currently annotated this way, estimates range 120–480 min (mean 284 min, median 280 min \approx 4.7 h). For tasks without an explicit annotation, we use a difficulty-conditioned fallback (Table 9) anchored to the seven explicit estimates and rounded to whole hours; values are intentionally conservative so that RoA / TEM are not inflated by under-counting human effort. WORLDCODER-DEV releases the per-task annotations to support community refinement.

Table 9: Difficulty-conditioned fallback for $H_{\text{human}}(t)$ when a task lacks an explicit expert estimate.

Difficulty	Fallback (min)	Hours
D3 (basic interaction)	120	2
D4 (multi-step interaction)	240	4
D5 (physics / animation / shaders)	360	6
D6 (complex system / multi-asset)	480	8

Hourly-rate sensitivity. The default $R=\$60/\text{hr}$ is anchored to a Wellfound report of $\sim \$60.10/\text{hr}$ for WebGL developers and a Talent.com average of $\$61.83/\text{hr}$ for U.S. web developers (§3.4). Because RoA is linear in R , scaling R scales every model’s RoA by the same factor; relative model rankings are therefore identical across different market rates, such as $R \in \{\$25, \$60, \$100\}/\text{hr}$ (Table 10), which reflect junior, mid-level, and senior developer compensation. TEM does not depend on R at all and is unchanged. Practitioners can rescale RoA to any local market rate by multiplying the Table 1 values by $R/60$.

Table 10: RoA (\$ of expert labor saved per \$ of API cost) for all nine models across different regional developer rates. Rankings are R -invariant.

Model	$R=\$25$	$R=\$60$ (default)	$R=\$100$
GPT-5.4	526.9	1,264.6	2,107.7
Gemini-3.1-Pro-Preview	646.3	1,551.2	2,585.3
Claude Sonnet 4.6	425.3	1,020.7	1,701.2
Claude Opus 4.6	234.3	562.3	937.2
Qwen3.6-Plus	1,810.0	4,343.9	7,239.8
DeepSeek-V3.2	6,058.2	14,538.8	24,231.3
DeepSeek-V4-Flash	7,979.5	19,150.4	31,917.3
Kimi-K2.5	1,693.0	4,062.7	6,771.2
MiniMax-M2.7	5,134.3	12,322.2	20,537.0

C.2 Full Model Leaderboard with System-Level Diagnostics

Table 11 extends the main-text WORLDCODER-CORE leaderboard with two system-level diagnostics: **Crash%** (RUNTIME_CRASH rate) and **Probe%** (PROBE_MISSING rate), alongside the median completion-token count and median end-to-end latency that drive RoA and TEM. Three observations emerge: First, raw V-Cov and crash robustness are not strictly aligned. While GPT-5.4 and Gemini-3.1-Pro keep RUNTIME_CRASH below 4%, DeepSeek-V4-Flash crashes on 42.4% of tasks, and Claude Sonnet 4.6 crashes on 13.7% despite having a V-Cov comparable to other mid-tier models. Second, PROBE_MISSING is concentrated in two models: Claude Opus 4.6 (7.3%) and Kimi-K2.5 (10.2%). For these models, omitting the runtime-state interface entirely accounts for a meaningful share of failures. Third, the per-task token cost varies by an order of magnitude across the suite (from 5,418 for Claude Sonnet 4.6 to 15,843 for DeepSeek-V4-Flash), which primarily explains why RoA inverts the V-Cov ranking in the main text.

Table 11: Per-model leaderboard on WORLDCODER-CORE with system-level diagnostics. **Crash%** and **Probe%** are the share of RUNTIME_CRASH and PROBE_MISSING runs over 205 tasks (a run can be neither). **tokens** is the median per-task completion-token count and **latency** the median per-task end-to-end API latency (logged from the generation pipeline). **RoA** (\$/\$) and **TEM** (hr/hr) follow the dollar-grounded formulation of §3.4 and require $\geq 90\%$ report coverage; Kimi-K2.5 and MiniMax-M2.7 fall below that threshold and report only V-Cov columns.

Model	V-Cov	A-Cov	S-Cov	T-Cov	Crash%	Probe%	tokens	latency	RoA	TEM
<i>Proprietary models</i>										
GPT-5.4	27.8	66.2	46.1	26.3	3.4	0.5	6,799	88 s	1,264.6	68.87
Gemini-3.1-Pro-Preview	26.5	67.4	45.9	25.1	2.0	0.0	6,510	105 s	1,551.2	56.81
Claude Sonnet 4.6	18.7	56.5	33.4	17.0	13.7	3.4	5,418	79 s	1,020.7	48.34
Claude Opus 4.6	17.5	58.6	38.3	15.8	7.3	7.3	5,459	81 s	562.3	44.19
<i>Open-weights / regional models</i>										
Qwen3.6-Plus	25.3	65.3	43.6	23.7	6.8	0.0	9,031	168 s	4,343.9	37.10
DeepSeek-V3.2	21.9	60.5	37.4	20.7	9.8	0.0	7,510	244 s	14,538.8	22.49
DeepSeek-V4-Flash	16.5	40.6	30.7	15.9	42.4	0.0	15,843	201 s	19,150.4	23.23
Kimi-K2.5	18.2	50.9	34.4	17.1	14.6	10.2	6,488	153 s	4,062.7	38.26
MiniMax-M2.7	23.0	57.6	39.9	21.7	14.6	0.0	10,244	191 s	12,322.2	48.36

Table 12 provides the per-domain breakdown aggregated in the main-text macro-category columns. The pattern from §?? is clearly visible: `materials`, `shaders`, and `postprocess` carry the Rendering category for every model; `creative` is universally zero; and `game` remains harder than every Simulation domain except `complex_system`. Cross-model variance is highest in Simulation (e.g., `molecular` ranges 6.0–31.9%, `soft_body` ranges 5.0–32.3%), confirming that the V-Cov gap between adjacent models is driven by physics and analytic correctness rather than static rendering.

Table 12: Per-domain V-Cov (%) on WORLDCODER-CORE for all nine evaluated models. The number of WORLDCODER-CORE tasks in each domain (n) is given in the rightmost column. Every model collapses on creative, and graphics carries only one task and is reported for completeness.

Domain	Macro	GPT-5.4	Gem. 3.1	Sonnet	Opus	Qwen	DS-V3.2	DS-V4	Kimi	MiniMax	n
physics	Sim.	21.7	28.0	18.2	15.9	21.7	21.4	16.6	11.9	23.0	26
chemistry	Sim.	36.1	30.9	31.0	23.4	23.9	29.3	7.8	19.6	17.0	11
soft_body	Sim.	32.3	27.7	24.3	21.1	26.1	32.3	5.0	25.7	21.8	9
molecular	Sim.	28.0	24.0	20.8	17.7	31.9	11.3	13.2	6.0	29.3	14
complex_sys.	Sim.	15.7	15.7	9.3	13.0	13.0	3.7	0.0	5.6	10.2	3
graphics	Render.	0.0	9.1	0.0	9.1	0.0	0.0	0.0	9.1	0.0	1
materials	Render.	54.8	35.5	30.6	28.3	41.6	32.6	37.8	30.3	45.8	12
creative	Render.	0.0	0.0	0.0	0.0	0.0	0.0	0.0	0.0	0.0	9
shaders	Render.	49.2	60.5	25.8	28.2	42.3	38.4	25.3	42.8	41.1	12
postprocess	Render.	40.8	40.7	38.6	27.3	32.4	38.6	29.1	37.6	28.8	13
product	App.	14.9	14.8	7.6	5.4	11.9	10.0	4.9	6.5	10.3	20
visualization	App.	37.7	30.4	21.9	27.1	27.0	31.7	27.3	27.0	32.2	17
game	App.	9.7	7.0	6.1	8.0	12.8	7.5	8.2	5.0	8.7	23
architecture	App.	29.1	37.3	15.8	19.7	36.3	23.2	28.7	28.1	31.0	18
animation	App.	32.4	22.9	20.5	16.4	33.1	26.9	13.9	17.1	21.2	17
Overall	–	27.8	26.5	18.7	17.5	25.3	21.9	16.5	18.2	23.0	205

C.3 Per-Domain Economic Profile (All Seven Models)

Figure 8 extends the main-text per-domain decomposition to all seven models with complete WORLDCODER-CORE evaluation, ordered by average V-Cov from left to right. The two openweights DeepSeek variants dominate the per-domain RoA bars by roughly an order of magnitude (peaks of \sim \$22,000–\$33,000 per API dollar vs. \sim \$2,000–\$6,600 for the other five models), while the proprietary GPT-5.4 and Gemini-3.1-Pro panels lead on per-domain TEM (\sim 140–150 \times peaks vs. \sim 40 \times for the DeepSeek panels). Two robust qualitative patterns survive across all models: (i) Materials, Shaders, and Postprocess sit in the top-5 of both per-domain RoA and per-domain TEM regardless of family or price tier, and (ii) every model exhibits the same near-zero-RoA tail on Complex System, Creative, and Graphics, confirming that the Pareto concentration is a property of WORLDCODER-BENCH’s task distribution rather than any specific model.

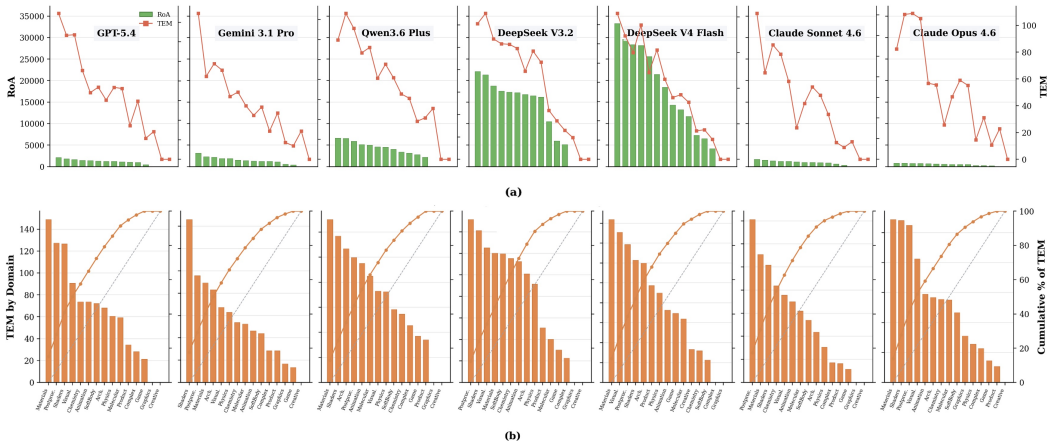


Figure 8: Per-domain economic profile on WORLDCODER-CORE for all seven models with complete report coverage, sorted left-to-right by average V-Cov. Layout matches Figure 6: row (a) plots per-domain RoA (green bars) with per-domain TEM (red line); row (b) plots per-domain TEM (orange bars) with cumulative TEM share (line, right axis). Note the order-of-magnitude difference in the RoA scale relative to the main-text figure, which is dominated by the DeepSeek panels.

C.4 Per-Model Paradigm Comparison

Table 13 reports the per-model averages of each external paradigm against the ground-truth V-Cov, complementing the aggregate breakdown in §4.5. The aggregated Kendall τ_b across our seven models is -0.238 for DOM-only, meaning DOM scoring actively inverts the true ranking: **DeepSeek-V3.2 (V-Cov=21.9) receives a DOM score of 54.7, higher than GPT-5.4 (V-Cov=27.8, DOM 50.0)**. Pure Agent compresses similarly—DeepSeek-V4-Flash, the second-weakest model by V-Cov, receives the *highest* Agent score in the suite. A leaderboard built on these external paradigms would systematically misdirect the field; only an evaluator with direct access to internal runtime state recovers the human-authored specification at the resolution required for ranking adjacent models.

Table 13: Per-model paradigm scores on WORLDCODER-CORE. **V-Cov** is STATEPROBE’s ground-truth Verification Coverage; **DOM avg.** is the affordance-presence ratio (scaled to 0–100); **VLM avg.** is the GPT-5.4 source-judge score; **Agent avg.** is the Pure Agent verdict score after 8 inspection turns. External paradigms compress the inter-model gap and frequently invert the V-Cov ranking (e.g., DeepSeek-V3.2 receives DOM 54.7 vs. GPT-5.4’s 50.0).

Model	V-Cov	DOM avg.	VLM avg.	Agent avg.	n
GPT-5.4	27.8	50.0	46.7	49.6	205
Gemini-3.1-Pro	26.5	47.6	40.2	49.2	205
Qwen3.6-Plus	25.4	52.0	34.2	47.5	204
DeepSeek-V3.2	21.9	54.7	33.2	46.2	205
DeepSeek-V4-Flash	19.9	51.1	35.1	51.8	205
Claude-Sonnet-4.6	18.7	51.1	36.5	50.8	205
Claude-Opus-4.6	17.5	51.8	36.8	48.1	205
<i>Per-model Kendall τ_b</i>	—	-0.238	$+0.143$	$+0.048$	—

D Detailed Error Analysis and Case Studies

D.1 Failure-Mode Breakdown by Model and Domain

This section expands the taxonomy of §4.5 along two cross-sections: by model (Table 14) and by domain (Table 15). The classification is performed by an LLM grader over the generated HTML and the contract trace of every zero-T-Cov record (596 records across nine models). Each record is tagged with one primary mode and up to two secondary modes. The per-model table counts both primary and secondary occurrences (rows are non-exclusive), while the per-domain table reports primary causes only.

The dominant modes are close to model-invariant. Across all nine models, *State Schema Drift* occurrence ranges from 93–98% and *Broken Interaction Chain* ranges from 88–98%. Frontier proprietary models are not safer than open-weights models on these axes; the gap between models is driven mostly by system-level signals (**Crash%** and **Probe%**) rather than the specific behavioral mode of failure.

Physics math errors are the rare exception, not the rule. *Physics Violation* averages only 1% across models (peaking at 5% for DeepSeek-V4-Flash). Physics tasks typically fail because the model exposes the wrong field names or fails to wire the keyboard listener (Drift / Chain), not because the integration scheme is fundamentally wrong. *Semantic Misunderstanding* is even rarer (0–2%), confirming that current models generally understand task intent.

Domain pattern: Drift is universal, but Chain and UI cluster. Table 15 shows that physics and visualization tasks are $\geq 90\%$ Drift-driven. Conversely, chemistry (39% Chain), animation (26% Chain), and game tasks (25% Chain) see a meaningful fraction of failures in the interaction-chain mode. *Missing UI Elements* peaks in molecular (41%), soft_body (36%), and chemistry (35%)—the three Simulation domains with the most onscreen affordances per task. This explains why T-Covgaps grow in interaction-heavy and UI-heavy domains: a model that scores well on physics state probes can still fail on Chain or UI when synchronized event handling is required.

Table 14: Per-model failure-mode breakdown on WORLDCODER-CORE. The five behavioural-mode columns (**Drift / Phys. / Chain / UI / Sem.**, corresponding to State Schema Drift, Physics Violation, Broken Interaction Chain, Missing UI Elements, and Semantic Misunderstanding) report the share of zero-T-Cov records (N) that exhibit each mode as a primary or secondary cause and are non-exclusive (rows can sum to more than 100%). **Crash%** and **Probe%** are exclusive runtime signals over all tasks.

Model	Drift	Phys.	Chain	UI	Sem.	Crash%	Probe%	N
GPT-5.4	97	0	92	20	0	3.4	0.5	71
Gemini-3.1-Pro-Preview	93	0	92	27	0	2.0	0.0	71
Claude Sonnet 4.6	97	1	88	18	0	13.7	3.4	76
Claude Opus 4.6	93	1	92	24	0	7.3	7.3	75
Qwen3.6-Plus	98	0	94	19	2	6.8	0.0	62
DeepSeek-V3.2	96	0	88	28	1	9.8	0.0	78
DeepSeek-V4-Flash	95	5	91	23	0	42.4	0.0	44
Kimi-K2.5	95	2	92	23	0	14.6	10.2	60
MiniMax-M2.7	97	0	98	22	0	14.6	0.0	59
Overall	96	1	92	23	0	12.8	2.3	596

Table 15: Per-domain primary failure-mode distribution on WORLDCODER-CORE (zero-T-Cov records only, mutually exclusive primary cause). Columns map to the §4.5 categories: **Drift** (State Schema Drift), **Phys.** (Physics Violation), **Chain** (Broken Interaction Chain), **UI** (Missing UI Elements), and **Sem.** (Semantic Misunderstanding). n is the number of zero-T-Cov records in that domain across all nine models. Drift dominates whenever physics tasks fail; Chain and UI take over in interaction-heavy and UI-heavy domains.

Domain	Macro	Drift	Phys.	Chain	UI	Sem.	n
physics	Sim.	90	0	9	3	0	99
chemistry	Sim.	70	0	39	35	0	23
soft_body	Sim.	57	0	29	36	0	14
molecular	Sim.	69	0	10	41	0	29
complex_sys.	Sim.	100	0	0	0	0	7
creative	Render.	89	0	12	1	0	75
product	App.	77	0	25	10	0	96
visualization	App.	96	0	4	22	0	45
game	App.	66	0	25	14	0	118
architecture	App.	85	0	9	18	0	34
animation	App.	64	0	26	21	0	42

D.2 Representative Case Walk-through

Figure 11 samples six WORLDCODER-CORE tasks across the three macro-categories, showing representative model outputs. Listing 1 reproduces an abridged task.json for P253 (Basketball Free Throw with Particle Effects) to illustrate how prompts couple a natural-language scene description with a runtime-state contract.

Listing 1: Abridged task.json for P253: Basketball Free Throw with Particle Effects.

```

{id": "P253_basketball_free_throw_with_particle_effe",
"title": "Basketball Free Throw with Particle Effects",
"domain": "game",
"difficulty": "L5",
"framework": "three.js",
"prompt": "Create a single HTML file with an interactive 3D basketball free throw game
using Three.js. Load the 'BarramundiFish.glb' model using GLTFLoader as a trophy/
mascot that sits on the scoreboard and animates when the player scores.

```

SCENE SETUP:

- Use a PerspectiveCamera at position (0, 5, 15) looking toward the hoop.
- Add ambient light (intensity 0.5) and a directional light at (10, 20, 10) with intensity 1.0 and castShadow enabled.
- Create a basketball court floor: a large green/brown plane at y=0 with receiveShadow.
- Create a basketball hoop: an orange torus (ring) at position (0, 8, -8) with inner radius 0.6, outer radius 0.08, oriented horizontally (rotated $\text{PI}/2$ on X). Add a backboard behind it as a white box (2.5 x 2 x 0.1) at (0, 9, -8.5). Add a pole as a thin grey cylinder from the ground to the backboard.
- Create a basketball: an orange sphere with radius 0.35 at starting position (0, 3, 10). Add dark curved lines texture or pattern if possible.
- Load 'BarramundiFish.glb' using GLTFLoader. Scale it to (2, 2, 2) and place it at (4, 10.5, -8.5) on top of the backboard as a quirky mascot trophy. Store reference as window.__fishModel.

PHYSICS:

- Implement simple projectile physics with gravity = -9.81 m/s^2 . Use a fixed timestep of 1/60.
- When the ball is launched, apply initial velocity based on power and angle.
- Ball velocity: vx based on aimX, vy = power * sin(angle), vz = -power * cos(angle).
- Detect collision with the hoop ring: if ball passes through the torus center (within 0.6 radius horizontally and within 0.3 vertically of the hoop center y=8, z=-8), count as a SCORE.
- Detect collision with backboard: if ball hits the backboard box, reflect the z-velocity (multiply by -0.5 for energy loss).
- Detect floor collision: if ball.y <= 0.35, bounce with vy *= -0.4, reduce horizontal velocities by 0.8.
- Ball stops when speed < 0.1 after bouncing.

PARTICLE EFFECTS:

- On SCORE: emit 100 gold/yellow particles from the hoop position. Particles spread outward with random velocities, fade out over 2 seconds, and have gravity. Use THREE.Points with BufferGeometry.
- On ball launch: emit 20 white smoke particles from the ball's starting position that fade over 0.5 seconds.
- Particles should have size attenuation and transparency.

USER INTERACTIONS:

- POWER: Press and hold SPACEBAR to charge power (0 to 20 over 2 seconds). A power bar HUD element shows the current charge. Release to lock power.
- ANGLE: After power is set, use UP/DOWN arrow keys to adjust launch angle between 30 and 75 degrees. Display angle in HUD.
- AIM: Use LEFT/RIGHT arrow keys to adjust horizontal aim (aimX) between -3 and 3. Display in HUD.
- LAUNCH: Press ENTER to launch the ball with current power, angle, and aim.
- RESET: Press 'R' to reset the ball to starting position for another throw.
- The fish trophy should rotate (spin on Y axis) and bounce up/down for 2 seconds when a score happens.

HUD/UI:

- Top-left: Score counter (div id='scoreDisplay') showing 'Score: X'
- Top-right: Shots taken counter (div id='shotsDisplay') showing 'Shots: X'
- Bottom-center: Power bar (div id='powerBar') with inner fill div (id='powerFill'), width proportional to power.
- Below power bar: Angle display (div id='angleDisplay') showing 'Angle: XX°'
- Below angle: Aim display (div id='aimDisplay') showing 'Aim: X.X'
- Center: Status text (div id='statusText') showing current phase: 'Hold SPACE to charge', 'Use UP/DOWN for angle', 'Press ENTER to launch', 'SCORE!', or 'Miss! Press R to reset'.

STATE MANAGEMENT - Expose window.__3D_STATE__ with:

- phase: 'charging' | 'aiming' | 'ready' | 'flying' | 'scored' | 'missed' | 'idle'
- power: number (0-20)
- angle: number (30-75)
- aimX: number (-3 to 3)
- score: number (total baskets made)
- shots: number (total shots taken)
- ballPosition: {x, y, z}
- ballVelocity: {x, y, z}
- isCharging: boolean
- particleCount: number (active particles)
- fishLoaded: boolean
- fishCelebrating: boolean
- ballSpeed: number (magnitude of velocity)
- lastShotResult: 'none' | 'score' | 'miss'

Initialize phase as 'idle', power 0, angle 45, aimX 0, score 0, shots 0.",

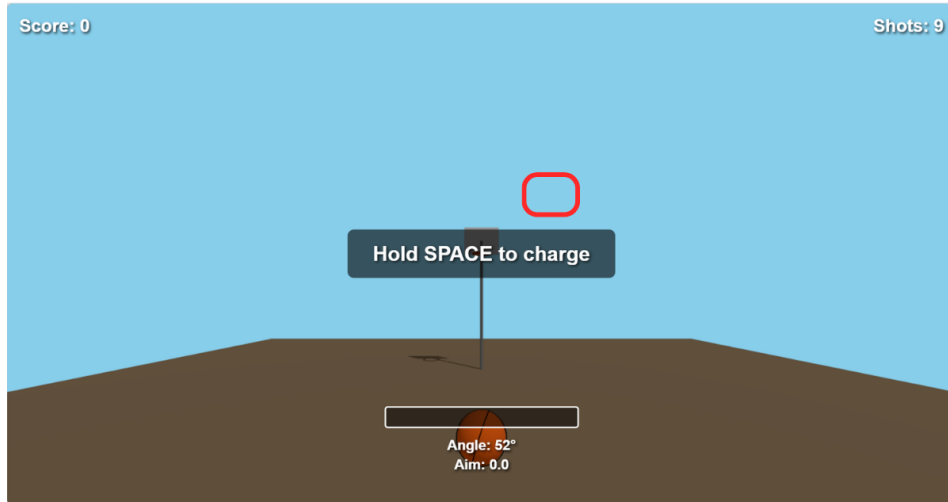
```
"assets": [  
  "BarramundiFish.glb"  
],
```

```
"physics_constraints": "Projectile motion with gravity=-9.81. Floor bounce at y=0.35 with restitution 0.4. Backboard reflection with 0.5 energy loss. Ball stops when speed < 0.1. Hoop scoring detection within 0.6 radius of hoop center."
```

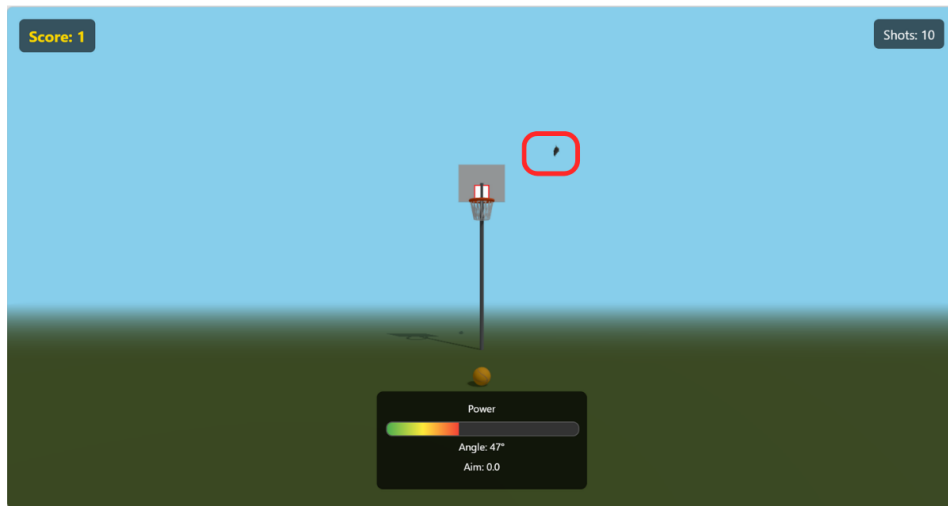
The task contract probes that phase advances through `idle` → `charging` → `flying` → `{scored, missed}` on the correct action sequence, that `ballVelocity` matches the expected projectile trajectory, and that `score`, `shots`, and `lastShotResult` stay synchronized. Five different model outputs hit five distinct failure modes on this single task:

- **Claude Opus 4.6** (Figure 9, left) returns a *local resource path error*: it requests the `.glb` from a relative path that does not match the task directory layout.
- **Gemini-3.1-Pro-Preview** (Figure 9, middle) bypasses the supplied asset directory and *fetches the model from an external GitHub raw URL*, breaking sandbox isolation.
- **GPT-5.4** (Figure 9, right) parses the prompt cleanly but *fails to render the 3D scene* altogether.
- **DeepSeek-V4-Flash** (Figure 10, top) loads the asset but *omits the required global reference window*. `__fishModel`, violating explicit instructions.
- **Qwen3.6-Plus** (Figure 10, bottom) renders the scene but *advances physics with `clock.getDelta()` rather than the fixed 1/60 s timestep*, making the trajectory frame-rate dependent and causing the hoop-pass test to fire at the wrong moment.

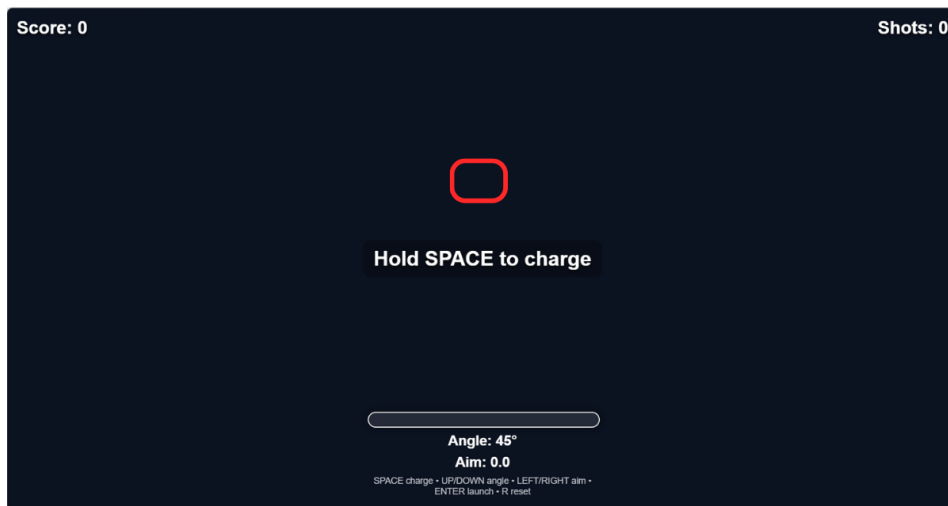
Every failure mode here is invisible to a screenshot judge or a DOM inspector because the rendered frame and surrounding HTML appear correct.



claude-opus-4.6, Error: Local resource path error



gemini-3.1-pro-preview, Error: Use external resources




gpt-5.4, Error: Rendering failed

Figure 9: Failure cases on P253 from Claude Opus 4.6, Gemini-3.1-Pro-Preview, and GPT-5.4.



deepseek-v4-flash, Error: Interface inconsistency



qwen-3.6-plus, Error: Points strategy does not match

Figure 10: Failure cases on P253 from DeepSeek-V4-Flash (top) and Qwen3.6-Plus (bottom): missing global asset reference, and frame-rate-dependent physics integration.



Figure 11: Six representative WORLDCODER-CORE tasks (two per macro-category).

E Broader Impact

Positive Impacts. WORLDCODER-BENCH evaluates code-generation capability through executable 3D web programs and does not involve human subjects, personal data, or scraped user content. We expect the primary practical impact of WORLDCODER-BENCH to be diagnostic: by exposing where state-level contracts fail before deployment, the benchmark helps developers and researchers catch physics inconsistencies, broken interaction wiring, and HUD desynchronization in LLM-generated 3D code that visual inspection would otherwise pass. This can accelerate the safe and reliable authoring of interactive educational tools, scientific visualizations, and spatial computing applications.

Negative Impacts and Mitigations. As LLMs become more capable of generating highly realistic and interactive 3D worlds, there is a potential risk of misuse, such as creating deceptive interactive simulations or deepfake-like 3D environments for disinformation. However, WORLDCODER-BENCH itself is an evaluation framework rather than a generative model. To mitigate security risks during evaluation, all generated programs in our pipeline are strictly executed inside a headless, network-locked Chromium sandbox bundled with a version-locked Three.js archive, ensuring models cannot exfiltrate data or load malicious remote scripts. Furthermore, all 3D assets shipped with WORLDCODER-BENCH are released under permissive licenses with documented provenance.