

# The World’s Fastest Matching Engine Algorithm

Jake Yoon

jake@flash1.com

Flash One Technologies LLC

United States

## Abstract

Every electronic exchange relies on an order book whose storage layer determines matching latency. The dominant implementation—linked lists chained through a balanced tree—imposes two costs on every operation: pointer-chased traversal to reach the insertion point, and root-to-leaf search to locate the target price level. Under micro-burst conditions these costs produce tail-latency spikes that degrade market quality precisely when liquidity is most needed. We present two data-structure contributions that eliminate these costs. The first is the *Priority-Indicated Node* (PIN), a priority queue in which entries occupy fixed-capacity, contiguously addressable slots and each slot carries a priority indicator encoding the entry’s global priority status. Unlike heaps, which require  $O(\log n)$  comparisons per operation, the PIN resolves insertion position directly from the indicators without comparing entries; indicator updates are  $O(1)$ , independent of queue size. A depth-aware capacity model sizes each PIN so that hot entries fit within L1 residency. The second addresses a broader inefficiency: balanced search trees search from root to leaf on every insertion and deletion, even when the caller already knows the key’s in-order neighbors. In many workloads—ordered event streams, incremental index maintenance, electronic trading—these neighbors are available at zero cost. Neighbor-aware insertion and deletion exploit known neighbor references to attach or remove a node with  $O(1)$  reference writes, followed by single-path rebalancing, uniformly across red-black, AVL, and B/B<sup>+</sup>-tree variants. A single CPU core sustains **32 million order messages per second** with sub-microsecond tail latency under multi-million message-per-second micro-bursts, and is **5–11×** faster than the best available open-source matching engines on the same hardware. Scaled to a single 96-core instance (\$1,630/month), the engine sustains **640 million** messages per second across 10,000 symbols.

## 1 Introduction

Modern electronic venues routinely experience micro-bursts: short, extremely intense spikes in order flow that last only microseconds yet carry a significant fraction of daily volume [14, 15, 32]. During these bursts, the per-symbol matching core saturates, queues build up, tail latency spikes, and deterministic behavior is lost [14, 15]. Market makers react with defensive quoting, wider spreads, and reduced displayed liquidity, harming both traders and the exchange [2].

Existing high-performance exchanges are already close to the limits of conventional software architectures [46]. Public documentation reports peak throughputs of only  $\sim 300,000$  orders/s per partition (each bundling multiple products) on carefully engineered systems [15, 17]. Because per-symbol matching logic is strictly serialized, Amdahl’s law makes it the dominant bottleneck regardless of how aggressively surrounding infrastructure is parallelized or scaled out [1, 14].

This paper presents a new matching engine architecture that targets deterministic, micro-burst-resilient performance on a single CPU core per symbol. The key observation is that most hot-path work consists of structured, cache-sensitive operations on queues of resting orders and price levels. We therefore organize the book as a hierarchy of fixed-capacity *Priority-Indicated Nodes* (PINs) with contiguously addressable slots, bounded relocation cascades, and depth-aware node capacities, coupled with a compact, neighbor-aware balanced search tree over price levels that supports constant-time splice/graft operations from known neighbors followed by a short rebalancing walk.

We implement this design on commodity CPUs and evaluate it using workloads calibrated to regulator-reported market activity, including synthetic micro-bursts with millions of back-to-back messages. On a latest-generation ARM core, one matching unit servicing one symbol sustains **32 million order messages per second per CPU core** under realistic stochastic price dynamics (up to 33 M/s under controlled conditions) while maintaining sub-microsecond tail latency under the harshest bursts, and is **5–11×** faster than the best available open-source matching engines on the same hardware. The same architecture is designed from the ground up for hardware acceleration: the PIN’s fixed-capacity slot regions map directly to on-chip block memory (BRAM), priority indicators map to hardware priority encoders, and neighbor-aware tree operations eliminate the deep data-dependent traversals that are hostile to hardware pipelines. An FPGA realization of this specified design is underway; this paper reports the CPU results.

In summary, this paper makes the following contributions:

- We formulate the micro-burst matching problem for single-symbol order books and show that realistic exchange workloads and public throughput ceilings place the per-symbol matching loop at the architectural bottleneck [14, 15].

- We introduce the *Priority-Indicated Node* (PIN), a new priority queue design with (i) a contiguously addressable region of  $C$  logical slots and (ii) priority indicators encoding the node-local priority rule, that provide worst-case constant work per node while preserving strict price–time priority.
- We develop a neighbor-aware balanced search tree framework for price levels that supports constant-time splice and graft operations from known neighbors, followed by a single root-to-leaf rebalancing path, in a representation-independent way.
- We provide a complete implementation on commodity CPUs along with a public benchmark harness, baseline adapters, deterministic workload generator, and byte-identical reference hashes,<sup>1</sup> so every single-symbol result in this paper is independently reproducible.

## 2 Background and Motivation

Electronic limit order books (LOBs) implement continuous double auctions for individual instruments. For each symbol, the exchange maintains a price-indexed set of resting orders and a *matching engine* that consumes a totally ordered message stream, updates the in-memory book, and emits executions and acknowledgements.

Strict price–time priority is inherently *serial* at the symbol level: competing messages for the same instrument must be processed in a single deterministic sequence. This is a correctness requirement, not an implementation choice, and it creates a hard ceiling on per-symbol throughput regardless of how aggressively other pipeline stages are parallelized [2, 7]. Modern exchange architectures therefore scale *across* symbols (many matching instances in parallel) but remain throughput-limited *within* a hot symbol by the performance and memory behavior of a single matching core. Our target regime is similar to recent microsecond- scale RPC and cache systems (e.g., eRPC, Caladan), where queuing and scheduling rather than raw compute often dominate tail latency [18, 26].

**Why order-book matching is fundamentally harder than key-value workloads.** High-throughput in-memory systems such as MICA [30] and FaRM [16] achieve tens to hundreds of millions of operations per second on key-value workloads, so the throughput numbers in this paper deserve context. A key-value get/put is a point operation: hash to a bucket, read or write one record, done. An order-book message triggers a *cascade* of dependent, state-mutating steps that must all complete atomically under strict serial ordering: (i) look up an existing order by ID (hash); (ii) locate or create the target price level in a dynamically sized ordered index (tree search); (iii) insert into, delete from, or match against a priority queue at that level while preserving price–time ordering across *all* levels; (iv) if the order crosses the spread,

walk the opposite side of the book executing trades at successively worse prices until the order is filled or exhausted, updating aggregate depth at each level; and (v) emit a deterministic sequence of acknowledgments, trades, and market-data deltas. A single aggressive order can therefore touch dozens of price levels and hundreds of resting orders in one indivisible operation. Moreover, approximately 95% of messages are cancellations that target *arbitrary* positions in the queue—not just the head or tail—making the dominant workload a random-delete priority queue. These constraints—strict serial ordering, multi-step state cascades, dynamic ordered indexing, and random-position deletion—are what make the matching-engine bottleneck a data-structure problem distinct from the workloads studied in prior high-throughput in-memory systems.

### 2.1 Market Micro-Bursts Expose Throughput Ceilings

Modern electronic markets exhibit highly bursty order-arrival patterns: long periods of moderate activity punctuated by sub-millisecond *micro-bursts* triggered by news, auction transitions, or feedback among fast strategies. A disproportionate share of trading occurs in these short intervals, and they dominate tail latency and perceived market quality [2].

From a systems perspective, a micro-burst is the regime where the instantaneous ingress rate for a single symbol exceeds the sustainable service rate of its matching engine. Deutsche Börse’s T7 measurements illustrate this gap: during a representative burst, inbound traffic peaks around 8 million messages/second at an early gateway timestamp, but only  $\sim 300,000$  messages/second at the start of matching, with intermediate stages in the few-hundred-kHz range [15]. Public documentation similarly reports sustainable per-partition matching throughput on the order of a few  $10^5$  messages/second even in highly engineered systems [17]. When burst rates exceed this ceiling, per-symbol queues grow and end-to-end latency becomes dominated by *queuing delay* rather than raw compute.

### 2.2 Latency Spikes Create Execution Uncertainty and Widen Spreads

Queuing during micro-bursts matters economically because it makes execution timing *unpredictable*. A market maker’s cancel/replace message competes for the same serialized bandwidth as everyone else’s messages; when the book is congested, stale quotes cannot be withdrawn quickly and are exposed to *latency arbitrage* (stale-quote “sniping”) by faster traders [2, 7]. Rational liquidity providers respond by quoting more conservatively (less depth, wider spreads, more frequent quote fading), raising transaction costs for investors.

Using message-level exchange data, Aquilina, Budish, and O’Neill estimate that eliminating stale-quote sniping would reduce effective spreads—investors’ cost of liquidity—by *up to*

<sup>1</sup><https://github.com/flash1-dev/matching-engine-benchmark>

17% [2]. Congestion-induced execution uncertainty is therefore not a minor distributional effect; it is a first-order contributor to spreads and thus to market quality. A faster per-symbol matching core shrinks the congestion window at the source, so the matching engine's throughput ceiling is not only the exchange's infrastructure problem—it is the liquidity provider's P&L problem.

### 2.3 Why Throughput, Not Baseline Latency, Is the Remaining Bottleneck

Over the last decade, venues and participants have largely exhausted easy gains in *baseline* latency through co-location, optimized networking stacks, and specialized hardware. Deutsche Börse, for example, reports microsecond-scale baseline latencies in T7 (a few microseconds one-way in colocated settings and low double-digit microseconds from NIC to matching-engine ingress) [15]. At these scales, shaving a few more microseconds off median latency does little to address the dominant source of tail latency under stress: queues at the serialized match loop during bursts.

Empirical evidence also shows diminishing returns to latency reduction once fast access is already available. A case study finds that a latency reduction at an Australian exchange yielded some liquidity improvements but no persistent reduction in bid-ask spreads when institutional traders already had co-location [34]. By contrast, exchange technology upgrades that explicitly increase *capacity* have clearer market-quality effects on both spreads and fairness; we quantify one such upgrade—TSE's Arrowhead renewal—in detail in Section 2.4. Together, these results reinforce our systems motivation: increasing the throughput of the single-threaded per-symbol matching core—the true bottleneck during micro-bursts—produces measurable improvements in both market quality and exchange revenue [2, 15].

### 2.4 Commercial Significance

Improving sustainable per-symbol throughput is therefore a commercial lever as well as a systems goal. The mechanism is most direct in U.S. equities, where Regulation NMS Rule 611 (the Order Protection Rule) prohibits any trading center from executing an order at a price inferior to a “protected quotation” displayed on another venue [48, 50]. A quotation is protected only if it is automated, immediately executable, and publicly disseminated at the National Best Bid or Offer (NBBO). An exchange that cannot update its quotes fast enough during a micro-burst risks losing NBBO status: its displayed price becomes stale, and Rule 611 routes incoming marketable order flow to whichever competing venue *is* at the NBBO. In a market with seventeen active trading venues [9] — three operated by Nasdaq, five by NYSE, four by Cboe, and five independents (IEX, MEMX, LTSE, MIAX, BSTX) — the marginal effect of matching-engine throughput on NBBO capture time directly translates to captured order flow and thus to transaction-fee revenue. Among exchanges,

Nasdaq captures the largest share of on-exchange volume (roughly 49% of trading in NYSE-listed stocks and 67% of Nasdaq-listed stocks, vs. NYSE's 33% and 15%) [35]. An exchange whose matching engine can process micro-bursts without congestion-induced quote staleness holds a structural advantage in this competition. The baseline effect of a throughput upgrade is already evident even without the NBBO amplifier. TSE's Arrowhead renewal in September 2015 approximately doubled order-processing capacity [19]. The market-quality effects were substantial: effective spreads fell 6.45%, particularly for large-cap stocks with low tick sizes, and marking-the-close manipulation declined 61% [27]. High-frequency market makers increased their liquidity provision following the upgrade [37]. The revenue impact was direct: average daily trading value for cash equities rose 19.4% and Nikkei 225 mini futures volume grew 33.4% year-on-year; trading services revenue rebounded from a 10% decline to ¥48.70 billion in FY2015 to ¥52.47 billion in FY2016 (up 7.7%), with JPX attributing the growth to “increases in trading of cash equities and derivatives” [23]. Read together, the two are not parallel examples but a base effect and its amplifier. JPX's Arrowhead upgrade is well-documented evidence of the base mechanism: faster matching lets market makers refresh quotes faster, which raises their profitability and lets them quote tighter—compressing spreads and lifting both market quality and trading volume. In fragmented U.S. equities, Rule 611 amplifies that effect by orders of magnitude: because marketable flow must route to whichever venue holds the NBBO, a faster matching core does not merely improve its own market—it absorbs volume from slower competitors, converting a throughput edge into outsized market-share gains.

**Quantifying the stakes.** The preceding data points allow back-of-envelope estimates of the economic value at stake. For exchanges: consolidated U.S. equity volume routinely exceeds \$500 billion in daily notional across approximately 250 trading days per year, of which 53% executes on-exchange [9]. One percentage point of on-exchange market share therefore represents approximately \$660 billion in annual matched notional. At typical net capture rates of \$0.001–\$0.003 per share, a single percentage point of market share translates to tens of millions of dollars in annual transaction-fee revenue. For liquidity providers: Aquilina, Budish, and O'Neill estimate that stale-quote sniping extracts approximately \$5 billion per year from liquidity providers across global equity markets alone (\$2.3–\$8.4 billion across sensitivity analyses), imposing a roughly 0.5 basis point tax on trading volume [2]. A matching engine that eliminates congestion-induced quote staleness during micro-bursts reduces this adverse-selection cost at the source, directly improving quoting-firm P&L in proportion to each firm's share of displayed liquidity.

### 3 System Overview

Our prototype implements a full end-to-end exchange pipeline around the core matching engine evaluated in later sections. The design follows a shard-per-core, shared-nothing structure: network ingress, sequencing, matching, and outbound publication run on dedicated cores and communicate only via explicit message passing through bounded queues. This single-writer-per-core model avoids cross-core synchronization on the critical path, following the delegation principle shown to outperform fine-grained locking in high-throughput systems [44].

#### 3.1 End-to-End Pipeline

Rather than a single monolithic thread that handles sockets and matching in one loop, the implementation is decomposed into a deterministic ingest/sequence stage, a set of matcher shards, and a dedicated outbound publishing stage. Conceptually, one exchange *segment* is organized as:

**Ingress: TCP shards.** The ingress stage consists of  $N$  TCP shards using kernel-bypass networking, following the general trend toward user-level dataplanes (e.g., IX, Arrakis) that demonstrate moving packet I/O out of the kernel is critical for microsecond-scale services [5, 39]. Each TCP shard parses inbound order-entry messages and emits compact internal order descriptors into a shared ingress queue.

**Sequencer: deterministic merge and dispatch.** A single *Sequencer* thread drains the ingress queue and performs two tasks. First, it linearizes concurrent arrivals from the TCP shards into a deterministic internal event stream, assigning each message a monotonically increasing sequence identifier. Second, it routes each message to exactly one matcher shard based on its symbol, producing an  $M$ -way fanout into  $M$  per-matcher queues, preserving a single total order *per symbol* at the destination matcher.

**Matching: sharded matchers with symbol partitions.** The system runs  $M$  matcher shards. Each matcher is pinned to its own core and owns all order-book state for its assigned symbol range:

$$\text{Matcher } i \text{ handles symbols } \left[ \frac{iN_{\text{sym}}}{M}, \frac{(i+1)N_{\text{sym}}}{M} \right).$$

This partitioning is configurable; in the stress tests used in this paper, hot symbols can be isolated so that a single matcher shard services one symbol, making the measured throughput and latency representative of a single-symbol matching core.

Each matcher executes the matching and book-update logic and emits resulting events (acknowledgments, trades, cancels, and market-data deltas) into a dedicated output queue.

**Egress: outbound publishing (market data and client responses).** A single *OutboundPublisher* thread drains the

output queues from all matchers and performs all outbound formatting and transport. Market-data dissemination uses a UDP multicast feed, and client-directed responses (e.g., order acknowledgments and fills) are routed to the appropriate TCP shard for each client session.

#### 3.2 Order Book Representation Inside Each Matcher

In most production implementations, the order book is represented in a queue of orders within a specific price level, and each price-level is organized in a linear data structure or a tree-like structure. In our implementation, the order book is represented as two tightly coupled layers: a chain of Priority-Indicated Nodes that stores individual orders in contiguous memory, and a balanced search tree of price-level metadata that maps prices to the nodes and slots that currently hold the best orders at each level. This organization ensures that the latency-critical matching loop touches a small, cache-friendly working set while preserving strict price-time semantics. Each matcher shard owns the order book data structure for the symbols that are allocated for it.

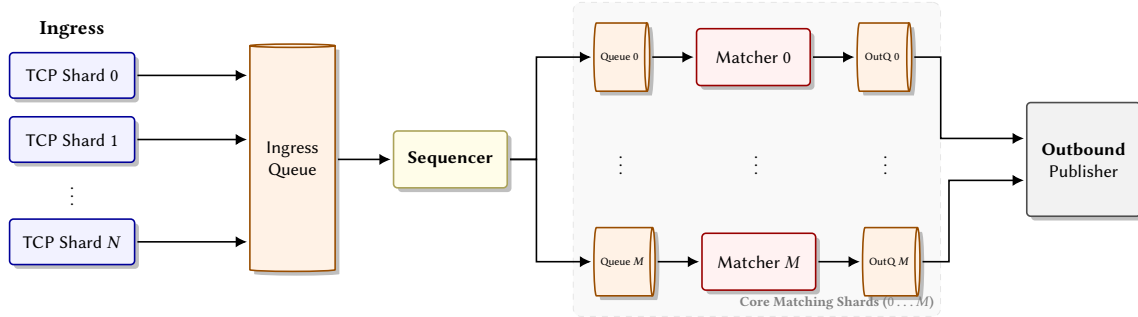
#### 3.3 Design Constraints and Objectives

The pipeline is designed around four constraints: deterministic per-symbol ordering (one matcher shard, one thread, owning all state for its symbols); hot-path isolation (matchers never touch sockets, kernel APIs, or allocator-heavy structures, with all network and serialization work in TCP shards and the *OutboundPublisher*); bounded inter-stage communication (lock-free queues); and kernel-bypass networking to keep the matcher fed at the message rates this work targets.

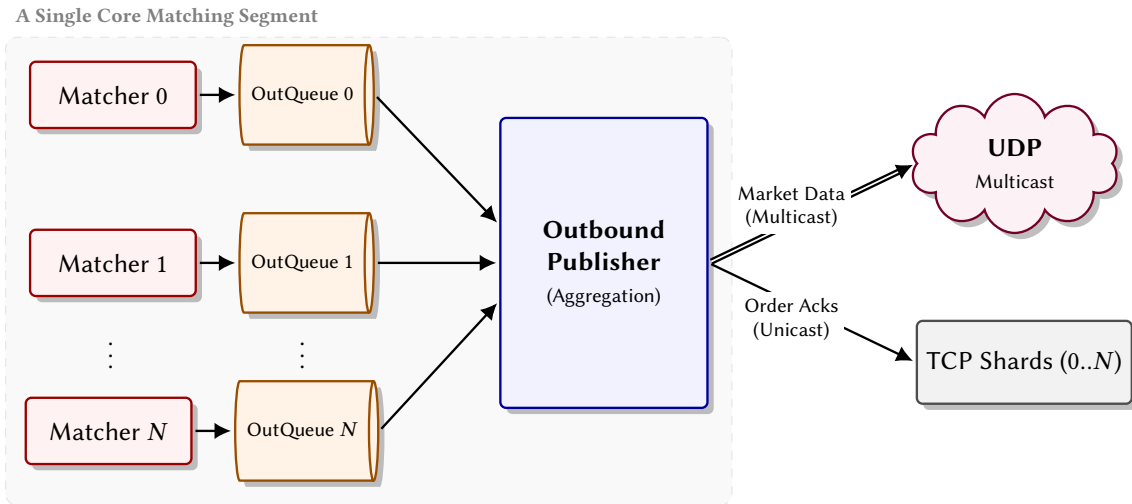
## 4 Data Structures and Core Algorithms

### 4.1 Key Limitations of Existing Work

Most production and open-source matching engines still use pointer-chasing structures: each price level is a linked list (or tree of lists) of orders, with a balanced tree or array indexing price levels. This gives simple  $O(1)$  queue edits and  $O(\log N)$  price lookup, but it fights modern CPUs: heap-allocated nodes are scattered in memory, hardware prefetchers cannot predict pointer chains, and each list/tree step risks a dependent cache miss, so under micro-bursts the core stalls on memory rather than arithmetic. The obvious opposite extreme—storing a per-price queue as a single contiguous array—plays nicely with caches and prefetchers, but is mismatched to real workloads where roughly 95% of orders cancel without executing and many cancels hit in the middle of the FIFO. In an array, deleting from the middle requires shifting a suffix of the queue, giving  $O(n)$  work per cancel at that level; under heavy churn, the engine burns cycles on large memmoves and loses the benefit of locality. In short, classic pointer-based designs underutilize the cache hierarchy, while naive flat arrays make random in-queue deletions prohibitively expensive; our design is motivated by



**Figure 1.** System Architecture: a single segment of the matching engine pipeline ingests orders from  $N$  TCP shards into a shared ingress queue, sequences them, and dispatches them to  $M$  sharded core matchers.



**Figure 2.** Outbound Publisher Logic: Aggregating trade events and routing them to UDP multicast and TCP shards.

the need to keep storage contiguous and prefetch-friendly without incurring  $O(n)$  compaction on the dominant cancel path.

Cache-aware index structures such as Masstree [31] and Silo [47] have demonstrated that memory layout dominates algorithmic complexity at high throughput, but they target point queries; the order book’s combination of ordered traversal, random-position deletion, and dynamic ordered insertion (§2) requires a different structure that nonetheless applies the same locality principles.

#### 4.2 Priority-Indicated Node (PIN)

A *Priority-Indicated Node (PIN)* is a fixed-capacity priority queue node with (i) a contiguously addressable region of  $C$  logical slots and (ii) priority indicators encoding the node-local priority rule.

**Contiguously addressable slot region.** A node exposes a logical slot index space  $\{0, \dots, C - 1\}$  such that slot  $i$  is found by base-plus-stride arithmetic, with no pointer chasing. The

region may be (i) a single embedded array, (ii) a small number of back-to-back sub-arrays, or (iii) a contiguous section of a shared arena owned by the node (with linear or ring indexing). Across all cases we enforce a *base/stride invariant*: during normal operations (e.g., insert, delete, modify, and cascades), the base address (or arena offset) and per-slot stride do not change, so consecutive indices always map to predictable fixed-offset locations. Each slot stores either the order object or a compact reference to an order stored elsewhere.

**Priority indicators.** For each slot  $i$  the node maintains an indicator value that encodes the *global* priority status of the order currently in that slot under the active rule. In a price-time book, for example, an indicator might record that slot  $i$  holds the book-wide best (or  $k$ -th best) order at its price level; this is not merely a node-local ranking but a projection of the order’s position in the full priority sequence onto a slot-local representation. In the embodiment evaluated here, the node maintains one indicator per slot, updated whenever orders move so that each slot’s indicator stays

consistent with the order it holds; more generally, a priority indicator need not be materialized as one datum per slot. In a sparse encoding, an indicator that is inactive or non-asserted under the current rule—even for a slot that stores a live order—may be absent from the encoding or set to a neutral value, avoiding overhead for materializing indicators whose priority status is not currently relevant.

**Comparison with database page layouts.** Database systems such as PostgreSQL use per-slot `ItemId` entries within heap pages to track storage-management states—liveness, redirection, and garbage-collection eligibility (`LP_NORMAL`, `LP_REDIRECT`, `LP_DEAD`, `LP_UNUSED`) [40]. Those flags govern *where* and *whether* a tuple can be found, but carry no information about its rank relative to other tuples in the page. Our indicators encode *priority semantics*—the order’s position (head, tail, cohort membership) under a global ordering rule—directly into the slot metadata, so the node can resolve “which slot holds the highest-priority order?” in  $O(1)$  without scanning the entire book. PostgreSQL’s `ItemId` flags cannot answer this without a sequential scan plus an external sort.

**Representation and placement.** Indicators are representation and placement neutral: they may be bitmasks (one bit per slot), slot-indexed arrays of flags or references, or fields embedded in the order objects; they may live inside the node, in a per-node external structure, or in the orders. Empty slots are encoded by absence of an indicator entry or a neutral value (e.g., `bit=0/null`). More generally, we use *priority indicator* for any such encoding; a one-indicator-per-slot layout is the realization evaluated here, not a defining restriction.

**Why these two properties matter.** Base/stride addressing plus priority indicators decouples logical priority from physical layout. Node-local operations are  $O(C)$  (with small  $C \ll n$  total orders), reduce slot access to base-plus-stride arithmetic, and avoid the  $O(n)$  data shifting and compaction overhead of conventional array-based or unrolled-list designs, while retaining cache-friendly contiguous storage.

**Hardware suitability.** The PIN’s properties map cleanly to hardware. Contiguously addressable slots fit FPGA block RAM (BRAM) or ASIC SRAM with single-cycle deterministic access—no cache hierarchy, no eviction, no miss penalty. Bitmask priority indicators become a combinational priority encoder rather than a sequential `clz/tzcnt`, and the bounded relocation cascade maps to a short pipelined datapath with a statically known maximum depth. Because the tree is touched only on price-level creation or deletion—a rare event relative to per-order PIN operations—its logic need not be pipelined for throughput; a state machine that stalls the matcher for a small number of cycles on level transitions is sufficient. Statically sized memory, fixed-width parallel

operations, bounded pipeline depth, and rare-event tree handling make the architecture a natural fit for FPGA and ASIC embodiments; the deployment-level argument is in §6.5.

**Append and Prepend within a node.** All insertions into a node are expressed as *Append* or *Prepend* relative to a rule-defined reference at that price level (e.g., the current head or tail under strict price–time). *Append* writes the new order into a chosen free slot and makes it the lowest-priority order at that level; *Prepend* makes it the highest-priority order. Each operation performs one payload write and a constant number of indicator updates.

**Directed relocation cascades with bounded hops.** If *Append/Prepend* targets a full node, the engine executes a directed relocation *cascade*. A *Push Back* hop moves one selected order to the next node toward the tail; a *Push Forward* hop moves one order to the previous node toward the head. Each hop relocates a single order payload and performs the corresponding bounded indicator updates. Cascades are capped at  $D_{\max}$  hops; if no free slot is found within  $D_{\max}$  hops, the engine allocates or reuses a node at the boundary, links it in, and places the relocating order there. Thus insertion into a full node touches only a short run of adjacent nodes and has worst-case cost proportional to  $D_{\max}$ .

### 4.3 Flexible Node Capacity Model

Node capacity need not be uniform across the book. Orders near the top of book are accessed far more often than those in the tail, so using the same width everywhere wastes cache and TLB footprint on cold regions while under-amortizing misses on the hot prefix. We therefore use a *Flexible Node Capacity* policy that chooses each node’s slot capacity as a function of its depth from the book head. The policy is applied only at node allocation or deallocation time; a node’s capacity is fixed for its lifetime.

**Depth-indexed capacity function.** Let  $d \in \mathbb{N}$  denote node depth, with  $d = 0$  at the best price level on a given side (best bid/ask), increasing away from the top of book. We define a depth-dependent capacity function

$$\kappa(d) = C_d \in \mathbb{N}$$

subject to:

1. **Monotone nonincreasing:**  $C_0 \geq C_1 \geq C_2 \geq \dots$ , so hotter regions may be wider.
2. **Per-node bound:** there exists  $C_{\max}$  with  $C_d \leq C_{\max}$  for all  $d$ , chosen so that all per-slot indicators fit in a small, fixed number of machine words.
3. **Unbounded total depth:**  $\sum_{d=0}^{\infty} C_d = \infty$ , so the book can grow arbitrarily deep even if tail nodes use minimal capacities.

These constraints preserve the bitmask/flag invariants of the Priority-Indicated Node and ensure that changing  $\kappa(\cdot)$

never forces a global reorganization; only newly allocated or recycled nodes adopt new capacities.

**Per-node latency model.** For a node of capacity  $k$  that stores orders in a contiguous array, in-node work (e.g., shifts) is  $O(k)$ . We model the latency of a book operation that hits this node as

$$T_{\text{hit}}(k) = Ak, \quad T_{\text{miss}}(k) = Ak + t_R,$$

where  $A > 0$  is the average per-slot scan/shift cost and  $t_R > 0$  is the extra penalty of missing in L1. Let  $P(k)$  be the probability the node is resident in L1 when an operation touches one of its orders. The expected latency is

$$L(k) = P(k) T_{\text{hit}}(k) + [1 - P(k)] T_{\text{miss}}(k) = Ak + [1 - P(k)] t_R.$$

The  $k$ -dependent part of the objective is

$$\Delta(k) = Ak - t_R P(k),$$

so minimizing  $L(k)$  is equivalent to minimizing  $\Delta(k)$ .

**Empirical access model.** Index price levels by  $\ell \in \{1, 2, \dots\}$ , with  $\ell = 1$  at the best price. Empirical studies of limit order books report that order-flow intensity decays with distance from the best quotes with heavy tails and that average depth profiles decay roughly exponentially.[6, 11, 21, 33, 54] We encode this via:

1. Updates per price level follow approximately a power law:

$$\#\text{updates}(\ell) \propto \ell^{-\beta}, \quad \beta > 1.$$

[6, 11, 21, 54]

2. Expected queue length at level  $\ell$  decays roughly exponentially:

$$n_\ell = n_1 e^{-\gamma(\ell-1)}, \quad \gamma > 0.$$

[6, 21, 33]

Within a level we assume uniform hits across positions in the FIFO queue. Conditional on a hit at level  $\ell$ , each of the  $n_\ell$  orders is equally likely:

$$\Pr(\text{offset } j \mid \ell) = \frac{1}{n_\ell}, \quad 0 \leq j < n_\ell.$$

Writing  $Z_\beta = \sum_{m=1}^{\infty} m^{-\beta}$  for the normalizing constant, the probability that a random book operation hits the order at level  $\ell$  and offset  $j$  is

$$p_{\ell,j} = \frac{\ell^{-\beta}}{Z_\beta n_\ell}.$$

Because this does not depend on  $j$ , we write  $p_\ell$  for the per-order hit probability at level  $\ell$ .

**Node hit probability and capacity choice.** Group orders into nodes that each hold  $k$  consecutive orders in a global ranking (e.g., scan price levels by increasing  $\ell$ , and within each level scan FIFO offsets). Let  $s$  be the rank of the first order in a node, and  $p_i$  the hit probability of the order with rank  $i$ . For nodes far from the head and  $k \ll s$ ,  $p_i$  varies slowly and we approximate

$$p_i \approx p_s \quad \text{for } i \in \{s, \dots, s + k - 1\}.$$

The node hit probability is then

$$P(k) = 1 - \prod_{i=s}^{s+k-1} (1 - p_i) \approx 1 - (1 - p_s)^k.$$

**Deep nodes.** If  $kp_s \ll 1$ , then  $(1 - p_s)^k \approx 1 - kp_s$  and

$$P(k) \approx kp_s.$$

Substituting into  $\Delta(k)$  gives

$$\Delta(k) \approx k(A - t_R p_s).$$

Whenever  $p_s < A/t_R$ ,  $\Delta(k)$  grows with  $k$ , so the optimal choice is the smallest feasible node size. This justifies thin nodes in the tail.

**Top-of-book nodes.** Near the head of book, per-order hit probabilities are large enough that the linearization  $(1 - p_s)^k \approx 1 - kp_s$  used for deep nodes no longer holds. At the best price level ( $\ell = 1$ ), the per-order hit probability from the empirical model above is

$$p_1 = \frac{1^{-\beta}}{Z_\beta n_1} = \frac{1}{Z_\beta n_1},$$

where  $Z_\beta = \sum_{m=1}^{\infty} m^{-\beta}$  is the normalizing constant of the power-law level-hit distribution and  $n_1$  is the queue length at the best price. More generally, for a node sitting at level  $\ell$  near the top of book, we approximate  $p_i$  over the node by the constant

$$C_{\text{top}} = \frac{\ell^{-\beta}}{Z_\beta n_\ell}.$$

At  $\ell = 1$  this reduces to  $C_{\text{top}} = 1/(Z_\beta n_1)$ . Because  $C_{\text{top}}$  is small but  $kC_{\text{top}}$  is no longer negligible, we use the exponential approximation

$$(1 - C_{\text{top}})^k \approx \exp(-k C_{\text{top}})$$

to obtain the node hit probability

$$P(k) = 1 - (1 - C_{\text{top}})^k \approx 1 - \exp(-k C_{\text{top}}).$$

Substituting into the  $k$ -dependent objective  $\Delta(k) = Ak - t_R P(k)$  from the per-node latency model gives

$$\Delta(k) = Ak - t_R [1 - \exp(-k C_{\text{top}})].$$

Differentiating with respect to  $k$  and setting to zero:

$$\frac{d\Delta}{dk} = A - t_R C_{\text{top}} \exp(-k C_{\text{top}}) = 0.$$

Taking logarithms and solving for  $k$  yields the optimal node capacity

$$k^* = \frac{1}{C_{\text{top}}} \ln \left( \frac{t_R C_{\text{top}}}{A} \right).$$

This is well-defined whenever  $t_R C_{\text{top}} > A$ , i.e., when the cache-miss penalty weighted by the per-order hit rate exceeds the per-slot scan cost—precisely the regime at the top of book where orders are hot enough to justify wider nodes. The formula has a natural interpretation:  $k^*$  grows *logarithmically* with the ratio  $t_R/A$ . A large L1 cache-miss penalty  $t_R$  pushes the optimal capacity upward, because packing more orders into a single node amortizes the cost of one cache load across more slots; conversely, a large per-slot scan cost  $A$  favors smaller nodes to curtail the linear work done on every modification. The prefactor  $1/C_{\text{top}}$  scales inversely with hit probability, so hotter levels (higher  $C_{\text{top}}$ ) tolerate wider nodes while cold levels shrink toward the minimum. Dimensionally, both  $t_R$  and  $A$  are measured in CPU cycles, so their ratio is dimensionless;  $C_{\text{top}}$  is a probability and therefore also dimensionless, confirming that  $k^*$  is a pure count of slots as required.

As depth increases and  $C_{\text{top}}$  drops below  $A/t_R$ , the logarithm goes negative and the optimal choice reverts to the smallest feasible node size, recovering the deep-node result. A practical caveat applies at the *very* top of book: the exponential queue-length decay  $n_\ell \approx n_1 e^{-Y(\ell-1)}$  holds empirically in the interior of the book, but the first one to five ticks of many liquid equities exhibit a “hump”—queue lengths longer than the extrapolated exponential. Because the model underestimates the true hit probability for these levels, the analytic  $k^*$  is a conservative lower bound; in production an online estimator (not detailed here) can tighten it from live telemetry.

#### 4.4 Price-Level Index with Neighbor-Aware Balanced-Tree Updates

Each side of the order book maintains a dynamically changing set of *active price levels*; a balanced search tree over prices supports fast best-price queries and predecessor/successor navigation needed by continuous matching. Each tree element is a *Price Level Descriptor* that stores fixed-size metadata (price, aggregated size, and references to the current head/tail order locations in Priority-Indicated Nodes), along with tree links and explicit in-order neighbor links.

**Why neighbor-aware updates.** In conventional balanced trees, inserting or deleting a price-level key costs  $O(\log n)$  for a root-to-leaf *search* (to find the structural edit location), plus  $O(\log n)$  for the subsequent *fix-up* walk (rotations/splits/merges) that restores balance [4, 12, 22]. The key idea of *neighbor-aware* insertion/deletion is to bypass the search phase when the matching engine already knows the in-order predecessor and/or successor of the affected price level. Given these neighbors, the tree edit reduces to

a constant-time splice (or graft) localized to a small set of nodes/pages, followed by the standard fix-up phase along a single ancestor path. Eliminating the search traversal removes a large fraction of pointer-chasing reads and unpredictable branches from the critical path, which is precisely the behavior that becomes fragile under micro-bursts.

**How the matching engine supplies neighbors.** The matching engine naturally maintains (or can obtain at negligible marginal cost) the neighbor information required for these updates:

- **When activating a new price level.** A new level  $p$  is created only when an incoming limit order targets a price with no existing resting interest. At that moment, the engine can determine the immediate predecessor/successor levels in price order from *state it already touches*: (i) best-price pointers and the in-order neighbor links of nearby active levels (common when  $p$  is close to the top of book), or (ii) a single predecessor/successor query (e.g., “floor” or “ceiling”) that is needed anyway to decide where  $p$  sits relative to current book state. Crucially, once the engine has identified the bracketing levels  $(P, S)$ , it does *not* re-traverse the tree from the root to locate the insertion point; it splices the new descriptor directly between  $P$  and  $S$ .
- **When deleting an empty price level.** A level is deleted exactly when the last resting order at that price is executed or canceled. Because each order slot ultimately maps to its owning level descriptor (directly or indirectly via Priority-Indicated Node metadata), the engine holds a pointer to the descriptor being removed. The descriptor itself maintains explicit in-order neighbor links (pred/succ), so the engine can select the successor (or predecessor at the boundary) as a graft candidate without any tree search.

As a result, *tree search is not used to discover neighbors*; neighbor discovery is coupled to the matching workflow and book-local metadata, and the balanced tree is used primarily for (i) maintaining global price order under churn and (ii) providing a bounded-height structure for predictable rebalancing.

**Binary-tree procedure (AVL / Red-Black).** Let  $n$  be the number of active price levels on a side. Suppose a new level  $p$  must be inserted between its immediate neighbors  $P < p < S$  in price order (both may exist, or one may be missing at the extremes). In a binary search tree, the insertion location is characterized by a *unique gap* between  $P$  and  $S$ :

*If both neighbors exist, exactly one of  $\text{right}(P)$  or  $\text{left}(S)$  is null, and the null pointer is the unique attachment location for a new node keyed by  $p$  that preserves the BST invariant.*

Neighbor-aware insertion therefore performs: (i) allocate a descriptor for  $p$ , (ii) attach it using the unique null child pointer determined from  $(P, S)$  with  $O(1)$  pointer writes, (iii) update the doubly-linked neighbor pointers of  $P$ ,  $S$ , and  $p$  in  $O(1)$  writes, and then (iv) run the standard AVL/RB fix-up along the ancestor path to the root, which is  $O(\log n)$  and uses local rotations/recoloring [12, 22].

Deletion is symmetric. When removing a descriptor  $z$ , the engine chooses  $y$  as  $z$ ’s in-order successor (or predecessor at the boundary) directly from neighbor links. It then performs a constant-size graft/transplant that replaces  $z$  with  $y$  while preserving in-order traversal, updates neighbor links in  $O(1)$  writes, and executes the standard fix-up walk along the single path where balance may have been perturbed. Overall, for both insertion and deletion, the cost becomes:

$$T(n) = O(1) + O(\log n),$$

where the  $O(1)$  term replaces the traditional  $O(\log n)$  search.

**Multi-way procedure ( $B/B^+$ -trees).** In multi-way trees, the same neighbor information identifies a unique *gap* in the sorted key sequence at the leaf layer. Operationally, the engine keeps (or quickly derives) a pointer to the leaf/page containing  $P$  or  $S$  (e.g., via the descriptor), inserts the new key  $p$  into that leaf at the appropriate slot, updates leaf-level neighbor links, and then performs the standard split/merge/borrow fix-ups on the single ancestor path to the root [4]. As in the binary case, neighbor-aware updates remove the top-down search and reduce the structural edit to a constant-time localized page operation plus the usual bounded-height rebalancing.

**Theorem 4.1** (Neighbor-aware insertion/deletion). *Let  $T$  be a balanced search tree from any family whose rebalancing procedure uses only order-preserving local transforms (rotations, splits, merges, redistribution) along a single root-to-leaf path. Given a new key  $p$  and its in-order neighbors in  $T$  (predecessor  $P$ , successor  $S$ , or both; at the extremes, one suffices), insertion of  $p$  requires  $O(1)$  reference writes to attach  $p$  at the unique BST-valid position, followed by the standard  $O(\log n)$  rebalancing walk. Deletion is symmetric: given the node  $z$  to remove and its in-order successor  $y$  (obtained from an explicit neighbor link in  $O(1)$ ), the graft/transplant requires  $O(1)$  reference writes followed by the standard rebalancing walk.*

*Proof sketch.* Existence and uniqueness of the attachment point. In any binary search tree, if both  $P$  and  $S$  are present and adjacent in in-order traversal, then exactly one of  $\text{right}(P)$  or  $\text{left}(S)$  is null: if  $\text{right}(P)$  is non-null then  $S$  is the leftmost descendant of  $\text{right}(P)$  so  $\text{left}(S)$  is null; if  $\text{right}(P)$  is null then  $S$  is an ancestor with  $P$  in its left subtree so  $\text{left}(S)$  is non-null. This null pointer is the unique location where  $p$  can be attached as a leaf while preserving the BST invariant; linking  $p$  there requires  $O(1)$  writes. At the boundary (no predecessor or no successor), the attachment point is the leftmost or rightmost null pointer in  $T$ , identifiable in  $O(1)$

from the existing extreme. For multi-way trees ( $B/B^+$ ), the analogous gap is a unique slot position in the leaf containing  $P$  or  $S$ , identifiable in  $O(1)$  given a pointer to that leaf.

*Rebalancing is unaffected.* The standard fix-up procedures (AVL rotations, red-black recoloring,  $B$ -tree splits/merges) are functions solely of the ancestor path from the physically modified position to the root and the local balance metadata (heights, colors, key counts) along that path. These procedures are identical regardless of whether the modification point was found by root-to-leaf search or by neighbor-based  $O(1)$  lookup — the tree state after attachment is the same in both cases. Trees requiring occasional global rebuilds (e.g., scapegoat trees [20]) are excluded, as their rebalancing is not a local-transform walk.  $\square$

**When neighbors are unavailable.** The neighbor-aware path is an optimization layered on a conventional balanced tree, not a replacement for it. When the caller does not already hold an in-order neighbor, the index falls back to a standard root-to-leaf descent and retains the usual  $O(\log n)$  bound. Neighbor-awareness is therefore a strict improvement rather than a trade-off: the common case, in which mutations cluster near recently touched keys, pays only  $O(1)$  to locate the attachment point, while the rare case degrades gracefully to the textbook cost.

**Generality beyond order books.** The neighbor-aware insertion and deletion technique applies to any balanced-tree index where mutations cluster near recently touched keys — a property we call *key-stream locality*. Whenever updates arrive in an order correlated with key order — or the caller otherwise already holds a reference to an in-order neighbor — the conventional root-to-leaf search to locate the attachment point discards positional information the caller already possesses. Our technique eliminates this redundant traversal by grafting directly at the known neighbor, reducing the insertion and deletion critical path to a single rebalancing walk with  $O(1)$  reference writes per rotation, regardless of tree size.

## 5 Implementation

### 5.1 Platform and Build

All experiments ran on a dedicated AWS EC2 r8g.metal-24x1 (Graviton4) instance (2025-12-03): ARM64 Neoverse-V2, 96 cores (no SMT), single socket / single NUMA node, 754 GB DRAM, 64 B cache lines, Ubuntu 24.04 with Linux 6.14.0-1017-aws, and an AWS ENA NIC. This instance type is listed at approximately \$1,630/month under three-year reserved pricing as of May 2026.

The engine is a single C++ process compiled with GCC 14.2.0 (aarch64-linux-gnu) with aggressive optimizations enabled. A well-optimized x86 build of the same codebase on an r8i instance (Intel Xeon 6, Granite Rapids) achieves approximately

70% of the Graviton4 throughput reported here. The performance is governed by cache hierarchy behavior, memory bus profile, and load-to-use latency rather than peak clock speed; the Graviton4’s single-socket NUMA-free topology and large per-core L2 favor this access pattern.

## 5.2 Runtime

The order book is sharded by symbol and owned by a single matching thread (no locks in the book). Ingress, matching, and egress stages communicate via bounded queues. For benchmarking, all threads are pinned to dedicated cores.

## 6 Evaluation

### 6.1 Methodology

We stress the matcher with synthetic bursts of limit orders calibrated to a highly liquid equity (NVIDIA). Limit prices are drawn from a power-law depth distribution with exponent  $\alpha = 2.23$  fitted to historical level-hit statistics. Quantities are uniform in  $[1, 100]$  shares. We characterize depth sensitivity in Section 6.2.1.

Each limit order is expanded into a short “lifetime” trace with add, optional modify/replace, and eventual cancel or execution. This mirrors modern equity markets, where order flow is dominated by cancellations and replacements: trade-to-order volume ratios are only a few percent and  $\sim 97\%$  of orders are cancelled before trading [28, 51].

Upon arrival, an order is marked immediate-or-cancel (IOC) with probability  $p_{IOC} = 0.15$ , consistent with the material share of IOC-like liquidity-taking instructions in real data [29]. IOC orders either execute against top-of-book liquidity or expire without posting residual size.

Non-IOC orders model active quote management. Each may be modified once (small price/size change) and is then cancelled with probability  $p_{cancel} = 0.95$ , aligned with the extreme order-to-trade imbalance and short quote lifetimes observed in SEC data [49, 51]. Non-IOC lifetimes are drawn from an exponential distribution with median 0.431 ms, chosen to be harsher than typical production lifetimes but anchored to measured millisecond/sub-millisecond cancellation mass [49, 52]. Combined with the power-law depth profile and high cancellation rate, this produces dense microbursts with millions of back-to-back messages and heavy churn at the top of book, which is the regime we target.

**Stochastic mid-price model.** Real instruments do not trade at a fixed price. For the single-matcher microbenchmark and all head-to-head comparisons, the mid-price evolves per order via geometric Brownian motion (GBM):

$$mid(t+1) = mid(t) \cdot \exp(-\frac{1}{2}\sigma^2 dt + \sigma\sqrt{dt} Z), \quad Z \sim \mathcal{N}(0, 1),$$

calibrated to NVIDIA (closing price \$167.52, tick size \$0.005 per SEC sub-penny regulation, compliance scheduled for Nov 2026). Order prices are placed relative to the moving mid using the same  $\alpha = 2.23$  power-law distribution. The

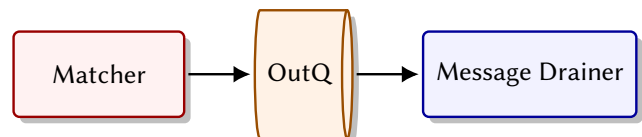
time step  $dt$  is chosen so that the expected  $1\sigma$  log-return over the full burst matches a target swing parameter, and a fixed random seed (12345) ensures reproducibility across engines and scenarios.

We report results under five scenarios. A *static* fixed-price reference uses zero volatility, isolating data-structure performance from price-path effects (realized span 1,529 ticks, 4.6%). The *normal-trading-day* scenario uses 15% annualized volatility with a 2% target swing, representing an unremarkable intraday session for a liquid large-cap equity (median intraday range  $\sim 1.5\text{--}3\%$  in calm periods; realized path 2,057 ticks, 6.1% of start price). A *large-swing* scenario uses 50% annualized volatility with a 25% target swing (realized span 14,313 ticks, 42.7%). Two *flash-crash* scenarios use the same 50% volatility with 40% and 60% target swings (realized spans 23,932 and 37,923 ticks, respectively), modeling the price dislocations documented during events such as the May 2010 Flash Crash. Unless otherwise noted, all single-matcher and comparison results use the normal-trading-day ( $\sim 2\%$  swing) workload as the representative operating point.

### 6.2 Single Matcher Performance

In the single-matcher microbenchmark, each run replays a burst of  $\sim 2\text{M}$  messages generated by the workload above, delivered back-to-back with no inter-message gap. Orders are injected directly into the matcher thread, which publishes events to a dedicated output queue drained by a separate thread pinned to an adjacent core (Figure 3).

Under the normal-trading-day workload ( $\sim 2\%$  swing), a single core sustains **30–32 M msgs/s** (median over ten runs), corresponding to  $\sim 31$  ns per order. Under a controlled fixed-price workload that isolates data-structure performance from price-path effects, throughput rises to **33 M msgs/s** ( $\sim 30$  ns/order). The modest gap reflects the wider active price tree under drift; the engine remains in a stable, CPU-bound regime with no evidence of phase changes or pathological tails in either configuration. In raw throughput, the matcher reaches the same order of magnitude as specialized in-memory key-value systems such as FaRM [16] and MICA [30], despite the multi-step per-message state cascade under strict serial ordering that distinguishes the order-book workload from a point query (§2).



**Figure 3.** Single-matcher setup. Orders are injected directly into the matcher, which pushes events to an output queue drained on an adjacent core.

**6.2.1 Book depth sensitivity.** The benchmarks above start from an empty book. To characterize warm-start behavior, we pre-fill resting orders across  $N$  price levels per side—simulating the standing limit order book accumulated over a trading day—and then run the standard  $\alpha = 2.23$  micro-burst on top of the pre-filled book.

**Table 1.** Micro-burst throughput on a pre-filled standing book. Phase 1 (unmeasured) inserts resting orders; Phase 2 (measured) runs the standard  $\alpha = 2.23$  burst.

Standing Book	Pre-fill Orders	Pre-fill Levels	Burst Depth (P50)	T-put (M/s)
Empty	0	0	20K	33.11
200 lvl/side, ~20/lvl	~6.6K	~397	~27K	29.71
300 lvl/side, ~30/lvl	~15K	~597	~35K	27.85
400 lvl/side, ~50/lvl	~33.5K	~797	~54K	25.56

Table 1 shows that the 200-level/side configuration—~6.5K standing orders across ~400 price levels, the most representative of a liquid equity mid-session—reduces throughput by ~10% (29.7 vs. 33.1 M/s), reflecting realistic cache and memory pressure from the wider working set. Even at 400 levels/side (~800 total, 34K standing orders), throughput remains above 25 M/s, processing each order in under 40 ns. Separately, reducing the power-law exponent to  $\alpha = 1.20$ —substantially harsher than the empirically fitted distribution—spreads order mass across 747 active levels and reduces throughput by ~14%, confirming graceful degradation under extreme tree width.

**6.2.2 Context-switch overhead.** Real exchanges multiplex many symbols per core. To quantify this application-level context switching, we benchmark a matcher while varying the number of active books from 1 to 10,000 symbols. Orders follow the same workload parameters as above, with symbols drawn from a Zipf popularity distribution with  $\alpha = 1.2$  on the same platform as Section 5.

Table 2 summarizes results. With a single symbol, the matcher sustains 31.95 M orders/s at 31.2 ns/order (baseline). Multiplexing across 10–250 symbols yields 12.5–15.9 M/s (63–80 ns), roughly 0.39–0.50× baseline (50–61% overhead). At 1,000 symbols throughput is 11.20 M/s (89.2 ns/order, 65% overhead), and at 10,000 symbols it remains 9.89 M/s (101.1 ns/order, 69% overhead).

The degradation is dominated by locality effects rather than algorithmic work: each message incurs an extra per-symbol pointer dereference, symbol decode and index, and more frequent working-set switches across books, which reduce cache effectiveness. Throughput decreases smoothly as the number of symbols grows, while remaining substantial even at 10,000 books on a single core.

**Table 2.** Multi-Symbol Scaling Performance. Throughput and latency are measured on a **single core** as the number of active symbols increases.

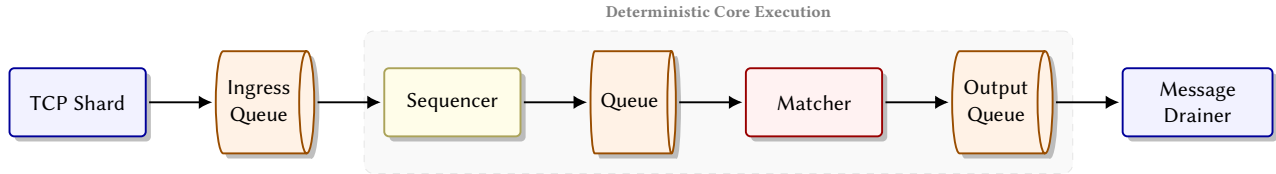
Symbols (Count)	T-put (M/s)	Latency (ns)	vs. Base	Overhead (%)
1	31.95	31.2	Baseline	0%
10	15.86	63.0	0.50x	50%
50	14.46	69.1	0.45x	55%
100	13.89	71.9	0.43x	57%
250	12.46	80.2	0.39x	61%
500	11.96	83.6	0.37x	63%
1,000	11.20	89.2	0.35x	65%
2,500	10.59	94.4	0.33x	67%
5,000	10.15	98.5	0.32x	68%
10,000	9.89	101.1	0.31x	69%

### 6.3 End-to-End Pipeline Latency

To characterize latency through the full pipeline—ingress, sequencing, matching, and output stages (Figure 4)—we timestamp orders at ingress and at the output stage. Under production-equivalent conditions, the matcher emits OrderAck inline immediately upon order receipt, then continues with matching—the same pattern Nasdaq INET uses in its OUCH protocol; other major venues (NYSE Pillar, LSE Millennium) follow related patterns, while CME iLink instead publishes its New acknowledgment after the match event completes atomically. Trade and CancelAck (including IOC residual cancellations) flow through the inter-thread output stage to the publisher. Each run replays a back-to-back burst of ~2M messages from the workload.

Table 3 shows end-to-end latency under this production-equivalent mode, measured across 301,162 samples pooled from 10 trials (after excluding 20 OS-interrupt outliers spanning 1.6–33.3  $\mu$ s, 0.007%). Median latency is 49 ns (mean 52.7 ns, standard deviation 23.3 ns), with 128 ns at P99, 223 ns at P99.9, 365 ns at P99.99, and a 626 ns interrupt-free worst case over 300,000 samples. The resulting latency profile is comparable to user-level high-throughput, low-latency systems such as eRPC and Caladan [18, 26]. More broadly, a family of microsecond-scale systems — ZygOS [41], Shinjuku [25], and Shenango [38] — have demonstrated that tail latency in serialized request processing is dominated by queuing and scheduling rather than raw compute, precisely the regime our matching engine operates in.

Figure 5 shows the full distribution. The multi-modal shape reflects the CPU cache hierarchy: the primary peak near 48 ns corresponds to operations served entirely from L1, while the secondary shoulder around 80–130 ns captures accesses that miss in L1 and are served from L2. The sparse tail beyond 200 ns reflects occasional L3 hits. This structure is

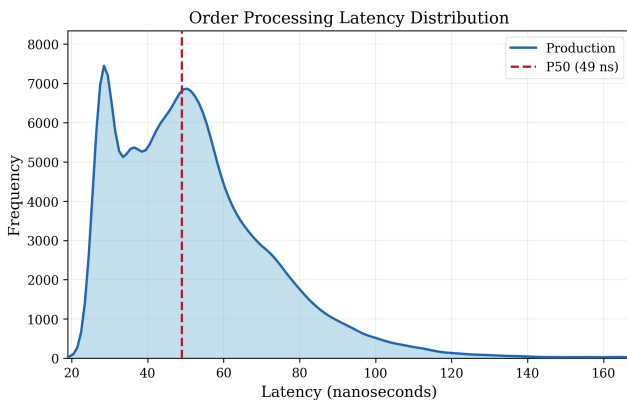


**Figure 4.** Full-Pipeline Measurement: order flow from TCP ingress through sequencing, matching, and draining.

consistent with the depth-aware capacity model concentrating hot orders in L1-resident nodes; under sustained microbursts, the majority of operations remain in the L1 peak.

**Table 3.** End-to-end pipeline latency under the production-equivalent conditions described above. Measured over 301,162 samples pooled from 10 trials (OS-interrupt outliers excluded).

Latency (ns)						
P50	P90	P95	P99	P99.9	P99.99	Max
49	79	92	128	223	365	626



**Figure 5.** Full-Pipeline Latency Distribution. The multi-modal distribution reflects memory hierarchy effects (L1/L2/L3 cache hits).

**6.3.1 Instance-level aggregate throughput.** The preceding experiments measure a single matcher core. To characterize the throughput ceiling of a node instance, we scale the pipeline to multiple matcher segments on the same 96-core machine (Section 5), each segment servicing a disjoint partition of 10,000 total symbols. Symbols are assigned across segments under a Zipf( $\alpha = 1.2$ ) popularity distribution; within each symbol, order arrivals follow the standard power-law ( $\alpha = 2.23$ ) depth distribution. The number of segments is tuned to balance per-matcher cache residency against total core utilization.

Under apples-to-apples conditions with all matchers servicing the realistic Zipf workload, the engine sustains  $\sim 640$  million messages per second across 10,000 symbols on a single instance (643.6 M/s median,  $\pm 14.6$  M/s standard deviation over 10 runs). Beyond the optimal point, aggregate throughput plateaus and then decreases as additional matchers increase L3 cache contention from concurrent working-set switches across books and compete with dedicated I/O cores for memory bandwidth, confirming that the instance-level ceiling is memory-hierarchy-bound, not compute-bound—precisely the bottleneck that the FPGA embodiment, with dedicated per-symbol BRAM partitions and no shared cache hierarchy, is designed to eliminate (§6.5).

The realistic per-symbol distribution—Zipf-distributed flow across symbols combined with power-law depth within each symbol—concentrates  $\sim 80\%$  of orders on the top ten price levels of each active symbol, keeping each matcher’s hot order-book nodes L1-resident. Cancel operations resolve in  $O(1)$  without cache misses. This production-realistic load pattern, rather than a uniform synthetic one, is what real exchanges experience: a small number of heavily-traded symbols dominate volume, and within each symbol orders cluster near the top of book.

For context, publicly documented aggregate market messaging rates are as follows. The CTA consolidated quote feed for U.S. equities has a provisioned capacity of 27 million messages per second [10]. The OPRA consolidated options feed—the largest market-data feed in the world—reported a peak sustained rate of 44.8 million messages per second in Q3 2024 [8]; during the April 2025 sell-off, peak 1-millisecond bursts exceeded 187 million messages per second [13].

**6.4 Head-to-Head Comparison**

We compare against three baselines that span the conventional design space: (i) Exchange-core [53], a Java matching engine using an adaptive radix tree with doubly-linked order lists; (ii) QuantCup 1 [42], the winning entry of the 2011 QuantCup matching engine contest sponsored by Tower Research Capital (\$10,000 first prize), a contest-optimized flat-array design; and (iii) Liquibook [36], a conventional tree-of-lists design evaluated separately due to its  $O(n)$  cancel path.

**Common protocol.** All engines are measured on the same platform (Section 5). Our engine and QuantCup are compiled with GCC 14.2.0 at `-O3`; we run Exchange-core under JDK 11 with `-server -Xms2g -Xmx2g` after three full JIT warmup passes (harness-side choices; not prescribed by the project). Each configuration uses 10 subprocess-isolated runs; medians are reported. All engines emit OrderAck, Trade, CancelAck (including IOC residuals), and ModifyAck to an identical Output queue serviced by a dedicated thread on an adjacent core, so output-path overhead is included uniformly. For Exchange-core, we call `OrderBookDirectImpl` directly, bypassing the LMAX Disruptor pipeline, risk engine, and journaling—the same level of isolation as all other engines. All engines receive the same binary order stream from a fixed seed.

QuantCup has no native modify support; modifies are implemented as cancel + re-insert in our adapter. Exchange-core’s `moveOrder` changes price but has no “increase quantity” API, so modifies are likewise implemented as cancel + re-insert. All engines use the same cancel + re-insert path for a fair comparison.

**6.4.1 Correctness verification.** We verify trade-by-trade correctness by comparing the output of our engine and all other engines on the identical, deterministic order stream. All benchmark engines produce 71,851 identical trades (normal trading day scheme)—same prices, quantities, and sequence—with zero differences in bytes level when using the same modify order behavior (cancel with reinsert). Correctness verification is a prerequisite for any throughput comparison: engines that produce divergent trade outputs on the same input cannot be meaningfully compared on speed. Stochastic, cancel-dominated workloads of the kind used here expose correctness bugs that simple test cases miss—particularly around order cancellation across multiple price levels, identifier deduplication, and best-price advancement under high churn. The verification harness—the deterministic workload generator, the baseline adapters, and the multi-engine consensus reference hashes against which every engine’s full report stream is checked—is released as part of the public benchmark,<sup>2</sup> so the reference can be regenerated from a fixed seed and the correctness of any engine, including ours, verified independently.

**6.4.2 Against Liquibook.** We run both engines on the same multi-volatility workload sweep (1M NEW orders, ~2M total messages per run, 95% cancel, 20% modify, 15% IOC).

**Correctness defect identified during integration.** While integrating Liquibook our byte-level correctness methodology (§6.4.1) surfaced a defect in IOC handling. The `OrderTracker` constructor (`src/book/order_tracker.h`, lines 55–74) writes its conditions flag to the local parameter `conditions` rather than the member `conditions_`, so `immediate_or_cancel()`

<sup>2</sup><https://github.com/flash1-dev/matching-engine-benchmark>

returns false for IOC orders. The post-match insertion guard then passes and the residual is silently inserted into the resting book, where it later matches against unrelated flow and produces trades that should not exist.

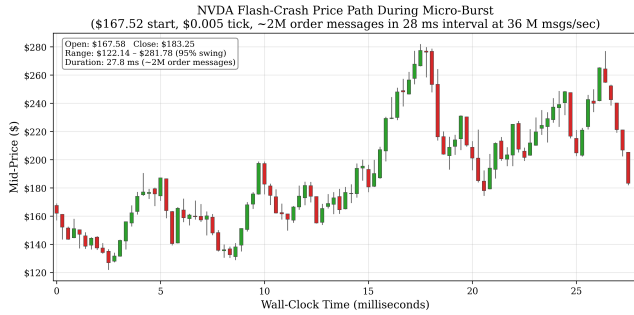
Empirically, on a deterministic 100,000-order baseline with 15% IOC traffic, uncorrected Liquibook generates 26,999 trades—approximately 4× the consensus produced by our engine and corrected Liquibook—consistent with ~15,000 stuck IOC residuals each producing ~1.3 phantom matches. The fix is a one-character call-site change that routes conditions through the explicit `book.add(order, conditions)` signature, bypassing the buggy code path; all Liquibook throughput figures below use this corrected configuration, after which output is byte-identical to ours across every report type. Trivial single-IOC test cases pass on the uncorrected code, which underscores why correctness verification across the full report stream—not just trades—is a prerequisite of any throughput comparison.

**Table 4.** Throughput comparison with Liquibook across five scenarios (1M NEW orders, ~2M total commands per run, 95% cancel, 20% modify, 15% IOC). All figures are medians over 10 runs with standard deviation. The static regime (0% mid-price drift) is infeasible for Liquibook at 2M commands because order arrivals concentrate at a narrow active price range, producing deep per-level order chains through which Liquibook’s  $O(n)$  cancel scan must traverse on every cancellation.

Scenario	Ours (M/s)	Liquibook (M/s)	Speedup
Static	32.42 ± 0.46	infeasible	∞
Normal	30.44 ± 0.59	2.77 ± 0.08	11.0×
Swing-25	30.98 ± 0.69	2.75 ± 0.07	11.3×
Flash-crash-40	31.12 ± 0.82	2.94 ± 0.09	10.6×
Flash-crash-60	32.50 ± 0.81	2.97 ± 0.11	10.9×

Table 4 shows a consistent ~11× speedup across all volatility regimes where Liquibook is feasible. The consistency itself is informative. Because the engines now produce byte-identical matching output, the throughput gap is attributable almost entirely to the cancel path: Liquibook performs a linear scan through `std::multimap::find_on_market()` on every cancel, while our engine resolves cancels in  $O(1)$ . With 95% cancel rates, this cancel-path differential dominates the total runtime in both engines, producing the stable ~11× ratio. In the static regime the same pathology pushes Liquibook to sub-0.03 M/s (deep per-level chains compound the  $O(n)$  scan), while our  $O(1)$  cancel path is insensitive to chain depth and sustains 32 M/s.

We note that the  $O(n)$  cancel path is an implementation choice in Liquibook, not an inherent property of balanced-tree order books; a hash map for order-ID lookup would close much of this gap. The remaining advantage—which



**Figure 6.** Realized price path for the flash-crash (60%), followed by a volatile rebound scenario. The price swings ~113% peak-to-trough during a ~30 ms burst. Each candlestick represents ~ 278 microseconds time frame where ~20,000 order messages are processed in each interval.

our paper’s correctness verification and multi-regime stability demonstrate—comes from the contiguous-slot storage and neighbor-aware tree operations that survive across all workload conditions.

### 6.4.3 Three-engine comparison across volatility regimes.

Table 5 reveals two distinct behavioral classes among the two baseline engines it compares, and a third class occupied by our design.

**Our engine vs. Exchange-core: 4.7–6.0×.** Our engine is consistently 4.7–6.0× faster than Exchange-core across all volatility regimes. Exchange-core implements the same algorithmic architecture used by production matching engines—balanced tree of linked order lists with hash-map cancel—making the gap attributable to both data-structural and systems-engineering advantages. At 30 M/s under routine trading conditions, our engine processes each order in ~33 ns, sustaining throughput that remains stable whether the price path is static or swinging 113% in a flash-crash scenario.

**QuantCup: contiguous memory is necessary but not sufficient.** QuantCup’s flat pricePoints[] array provides direct arithmetic indexing with no tree traversal and maximal cache-line utilization in its matching path. This makes contiguous memory layout a powerful performance lever for the matching step itself; it is the same principle that motivates the PIN’s contiguously addressable slot region. Under static-price conditions, where active price levels cluster tightly and the linear scan from askMin / bidMax is short, QuantCup sustains 5.11 M/s.

However, the flat-array architecture is catastrophically fragile under price drift. As the mid-price moves, the matching loop must scan linearly from askMin / bidMax through empty array slots before reaching the next active level. Under a routine 2% intraday drift, QuantCup drops to 2.96 M/s; at 25% swing it falls to 0.43 M/s, and by the 60% flash-crash scenario it reaches 0.15 M/s—a ~34× degradation from static to

flash-crash, driven entirely by linear scanning through empty price slots. In contrast, our engine maintains 30–33 M/s across all five scenarios—a stability profile that no flat-array architecture can achieve regardless of implementation quality. At the most volatile end, our engine is 216× faster than QuantCup.

This progressive collapse is what the PIN’s priority indicators exist to prevent: both designs store orders in contiguous memory, but a flat array without indicators must either scan or shift, while the PIN’s indicators decouple logical priority from physical position so insertions, deletions, and best-order queries remain  $O(1)$  under churn and price drift.

**6.4.4 Pipeline overhead analysis.** Exchange-core ships with a full LMAX Disruptor pipeline comprising sequencing/batching (Grouping), pre-trade risk checks (Risk Hold), order matching, post-trade risk finalization (Risk Release), and result publication. Notably, Exchange-core performs per-order risk processing — user-profile lookup, margin calculation across all positions in the same currency, and speculative balance debit/rollback — synchronously on the matching path.

This is not how production securities exchanges operate. At CME Globex, Nasdaq INET, NYSE Arca/Pillar, and LSE Millennium, the matching engine performs price–time priority matching, order-book management, and trade-report generation, plus a set of constant-time order-level validations (max size, self-trade prevention, price bands, and similar) that may execute inline; what the matching path does not do is balance, margin, or credit lookup. Pre-trade risk controls are distributed across multiple layers, none of which require the matching path to look up participant balances, margin, or credit: (i) broker/member-firm systems enforce buying power, margin limits, and credit controls under SEC Rule 15c3-5 (the Market Access Rule), where customer balances are actually held, before an order is admitted to the exchange; (ii) the exchange order-entry gateway performs lightweight  $O(1)$  checks such as message-rate throttling and fat-finger / maximum-size guards; (iii) constant-time order-level validations such as self-trade prevention and price-band reasonability are applied at or before matching—these test the incoming order against existing book state in  $O(1)$  and involve no external balance or margin lookup; and (iv) the clearinghouse (OCC, DTCC, CME Clearing) handles margin calculation and mark-to-market on end-of-day or intraday batch cycles, not per-order. Our pipeline follows this production architecture: the matching path is kept free of stateful balance and margin checks, which are assumed to execute upstream and at clearing.

To quantify the cost of Exchange-core’s in-line risk processing at instance scale, we run Exchange-core on the same 96-core machine across 10,000 symbols in two configurations: (i) *EC full-risk* (out-of-box), the complete LMAX Disruptor pipeline with per-order risk processing; and (ii) *EC no-risk*,

**Table 5.** Throughput across five volatility regimes (1M NEW orders, ~2M total messages per run, 95% cancel, 20% modify, 15% IOC). Common protocol per §6.4. All figures are medians over 10 runs.

Scenario	Tick Span	Realized Span	Ours (M/s)	Exchange-core (M/s)	QuantCup (M/s)
Static (0% mid-price drift, with crossing bid-ask)	1,529	4.6%	32.42	5.37	5.11
Normal trading day (2% GBM drift)	2,057	6.1%	30.44	6.09	2.96
Large swing (25% GBM drift)	14,313	42.7%	30.98	6.55	0.43
Flash-crash (40% GBM drift)	23,932	71.4%	31.12	6.58	0.25
Flash-crash (60% GBM drift)	37,923	113%	32.50	6.21	0.15

**Table 6.** Instance-level throughput comparison at 10,000 symbols on a single 96-core node. Exchange-core runs out-of-box on a single JVM; our engine is likewise a single process that uses multiple matcher segments with dedicated I/O cores. All figures are medians over 10 runs.

Engine	Aggregate (msg/s)	Scope
EC (out-of-box)	120,000	Risk + match
EC no-risk	4,240,000	Match only
<b>Our engine</b>	<b>643,610,000</b>	Match only

with risk processing disabled—matching the production exchange architecture where risk is enforced upstream.

Table 6 shows the instance-level comparison. Exchange-core’s out-of-box configuration, which includes per-order risk processing on the matching path, sustains 0.12 M/s across 10,000 symbols—a 35× reduction from the no-risk configuration (4.24 M/s), confirming that in-line risk processing dominates Exchange-core’s pipeline cost. The apples-to-apples comparison is our engine against Exchange-core’s no-risk configuration, since both perform matching and output reporting without on-path risk checks. At this level, our engine is 152× faster, reflecting the combined effect of the data-structure advantage, lower inter-stage overhead, and efficient multi-core scaling. Exchange-core could in principle be scaled further by partitioning symbols across multiple JVM instances running in parallel; however, this requires building a custom symbol-routing and sequencing infrastructure that the out-of-box distribution does not provide, and inter-process communication between separate JVM instances introduces serialization overhead and additional latency that erodes per-matcher throughput.

**Summary.** Across the three conventional design points—tree-of-lists (Liquibook, ~11× slower), adaptive radix tree with Disruptor pipeline (Exchange-core, 4.7–6.0× slower), and flat array (QuantCup, up to 216× slower at the flash-crash extreme)—our engine is the only one that combines contiguous, cache-friendly storage with an unbounded, dynamically sized price index whose updates avoid root-to-leaf search.

## 6.5 Integration into Production Exchange Infrastructure

The matching engine architecture evaluated in this paper is designed to integrate into existing exchange infrastructure as a drop-in replacement for the per-symbol matching core. The pipeline follows the same architectural separation used at production securities exchanges worldwide; each component maps directly to its production counterpart.

**Network ingress.** The matching engine consumes parsed order messages at the ingress stage, not raw network packets. In production, kernel-bypass networking frameworks (DPDK, Solarflare OpenOnload, or vendor-specific stacks) handle packet I/O on dedicated cores, parsing and validating wire-format messages before forwarding compact internal order descriptors to the matching pipeline. This separation is standard at every major venue and is already reflected in our pipeline architecture (Figure 1). On an AWS deployment within a single availability zone (Nitro instances with ENA enhanced networking in a cluster placement group), we observe low-10s microsecond NIC-to-NIC round-trip times, dominated by the cloud networking fabric rather than internal processing. The matching engine’s sub-microsecond processing latency (Table 3) is well below the network floor, ensuring that the matching core is never the latency bottleneck in a deployed system.

**Pre-trade risk and gateway validation.** As established in §6.4.4, the matching path performs price–time priority matching, order-book management, trade-report generation, and a small set of constant-time order-level validations; stateful balance, margin, and credit risk is enforced upstream—across broker/member-firm systems and the exchange gateway—and at clearing, consistent with how production securities exchanges are architected. Gateway-level validation (message parsing, field checks, rate limits) adds per-message cost but is fully parallelizable across cores and does not execute inside the serialized matching loop.

**Deployment model.** The shard-per-core, shared-nothing architecture maps naturally to both on-premise exchange deployments and cloud infrastructure. Each matcher shard owns all state for its assigned symbol range and communicates with other pipeline stages only through bounded

queues. No locks, no shared mutable state, no cross-core synchronization on the critical path. Symbol-to-core assignment is configurable: hot symbols can be isolated on dedicated cores, while less active symbols can be multiplexed (Table 2 characterizes the scaling behavior up to 10,000 symbols per core).

**Hardware acceleration path.** The multi-symbol scaling results (Table 2) reveal that the dominant throughput limiter on CPUs is not algorithmic work but cache-locality degradation from working-set switches across books: at 10,000 symbols, 72% of the overhead is attributable to memory hierarchy effects rather than matching logic. This bottleneck is fundamentally architectural—no amount of software optimization can eliminate cache evictions when multiplexing thousands of books through a shared cache hierarchy.

The PIN architecture eliminates this bottleneck on dedicated on-chip memory: each symbol’s book occupies its own BRAM partition with no shared cache or eviction, and multiple matcher pipelines run in parallel on the same chip, scaling linearly until the fabric’s memory and logic resources are exhausted—a hard wall rather than the smooth degradation observed on CPUs.

An FPGA realization of the PIN and neighbor-aware tree, as specified here, is underway; the CPU results validate the algorithmic architecture the hardware path accelerates.

## 7 Related Work

**Production exchanges.** Modern exchanges optimize aggressively for latency and throughput, but public documentation emphasizes end-to-end latency and aggregate message capacity rather than per-symbol, per-core throughput under micro-bursts. Deutsche Börse’s T7 presentations [15] break down latency across pipeline stages without publishing symbol-local throughput ceilings for the single-threaded matching core. Cboe’s Real-Time Latency Monitoring tools similarly expose microsecond-level port-to-port statistics rather than core saturation behavior [3].

**Open-source matching engines.** Most open-source order books adopt the same basic pattern: a linked list of orders per price level indexed by a balanced search tree or linear array [43, 45]. We benchmark three representative engines in Section 6.4.3: Liquibook [36], a C++ tree-of-lists design; Exchange-core [53], a Java engine using an adaptive radix tree with the LMAX Disruptor framework; and the QuantCup 1 winning entry [42], a flat-array design indexed directly by integer price. CoinTossX [24] is a Java engine using pre-allocated structures over Aeron, but retains conventional list-based per-price queues. None of these systems use contiguous priority-queue nodes or neighbor-aware tree operations.

## 8 Conclusion

This paper revisited the core bottleneck in modern electronic markets: the single-threaded, per-symbol matching loop under micro-bursts, where queuing and cache behavior, not network latency, dominate tail performance. We proposed an order-book architecture that treats this as a data-structure and cache-locality problem. *Priority-Indicated Nodes* (PINs) provide contiguously addressable slots with priority indicators and bounded relocation cascades, avoiding pointer chasing and unbounded compaction while preserving strict price–time priority. A depth-aware node-capacity model, tuned by a lightweight online estimator, concentrates capacity near the top of book, and a neighbor-aware balanced tree over price levels turns tree search into constant-time splice/graft operations followed by a single rebalancing walk.

We implemented these ideas in a shard-per-core pipeline on commodity CPUs with bounded inter-stage queues between ingress, sequencing, matching, and egress. Under regulator-calibrated, cancel-dominated workloads with stochastic price dynamics representing routine intraday conditions, a single matching core sustains **32 million** order messages per second per symbol (up to 33 M/s under controlled conditions) with sub-microsecond tail latency end-to-end, **5–11×** faster than the best open-source matching engines on identical hardware. Scaled to a single 96-core node servicing 10,000 symbols, the engine sustains  $\sim 640$  **million** messages per second—a single commodity server ( $\sim \$1,630$ /month) sustaining over 20× the CTA consolidated quote feed’s provisioned capacity (§6.3). The PIN’s slot regions, bitmask indicators, and bounded cascades map directly to FPGA block RAM and priority-resolution circuits, eliminating the cache-hierarchy effects that dominate multi-symbol scaling on CPUs; an FPGA realization of this specified embodiment, targeting deterministic latency and flat multi-symbol scaling, is underway. Our evaluation isolates the in-process matching pipeline and leaves full networking integration, rich business logic, and stringent regulatory checks to future work.

**Intellectual property.** The production implementation of Flash One’s engine embodies proprietary optimizations not disclosed in this paper. The architecture described in this paper is protected by a patent portfolio covering the full stack: Priority-Indicated Node design, neighbor-aware balanced tree operations, the order-queue storage engine, and hardware accelerator embodiments. The portfolio comprises multiple issued U.S. patents and pending international patents through a PCT application. All four U.S. applications received first-action allowance from the USPTO. The first-action allowance rate in the relevant art unit is approximately 11%; achieving it on all four applications is, to our knowledge, unprecedented for algorithm and data-structure level inventions. The open license under which this paper is distributed covers its text and figures only. It grants no license, express or implied, to any issued patent or pending

application covering the architectures, data structures, and algorithms described herein; implementing them requires a separate patent license. We further reserve the right to file continuation, continuation-in-part, divisional, or any similar additional patent applications on the same subject matter in any country in the world. Both the issued claims and this ongoing prosecution bear directly on any licensee's freedom-to-operate analysis, and licensing inquiries may be directed to [jake@flash1.com](mailto:jake@flash1.com).

## References

- [1] Gene M. Amdahl. 1967. Validity of the Single Processor Approach to Achieving Large Scale Computing Capabilities. In *Proceedings of the April 18–20, 1967, Spring Joint Computer Conference (AFIPS '67 (Spring))*. 483–485. doi:10.1145/1465482.1465560
- [2] Matteo Aquilina, Eric Budish, and Peter O'Neill. 2022. Quantifying the High-Frequency Trading “Arms Race”. *The Quarterly Journal of Economics* 137, 1 (February 2022), 493–564. doi:10.1093/qje/qjab032 <https://academic.oup.com/qje/article/137/1/493/6368348>.
- [3] BATS Global Markets. 2011. BATS Announces New Real-time Latency Monitoring Service. Technical notice. Accessed 2025-12-11. [https://cdn.cboe.com/resources/release\\_notes/2011/BATS-Announces-New-Real-time-Latency-Monitoring-Service-Effective-Tuesday-February-1-2011.pdf](https://cdn.cboe.com/resources/release_notes/2011/BATS-Announces-New-Real-time-Latency-Monitoring-Service-Effective-Tuesday-February-1-2011.pdf).
- [4] Rudolf Bayer and Edward M. McCreight. 1972. Organization and Maintenance of Large Ordered Indexes. *Acta Informatica* 1, 3 (1972), 173–189. doi:10.1007/BF00288683
- [5] Adam Belay, George Prekas, Ana Klimovic, Samuel Grossman, Christos Kozyrakis, and Edouard Bugnion. 2014. IX: A Protected Dataplane Operating System for High Throughput and Low Latency. In *Proceedings of the 11th USENIX Symposium on Operating Systems Design and Implementation (OSDI)*. USENIX Association.
- [6] Jean-Philippe Bouchaud, Marc Mézard, and Marc Potters. 2002. Statistical properties of stock order books: Empirical results and models. *Quantitative Finance* 2, 4 (2002), 251–256. doi:10.1088/1469-7688/2/4/301 <https://www.cfm.com/wp-content/uploads/2022/12/255-2002-statistical-propertes-of-stock-order-books-empirical-results-and-model.pdf>.
- [7] Eric Budish, Peter Cramton, and John Shim. 2015. The High-Frequency Trading Arms Race: Frequent Batch Auctions as a Market Design Response. *The Quarterly Journal of Economics* 130, 4 (2015), 1547–1621. doi:10.1093/qje/qjv027 <https://academic.oup.com/qje/article/130/4/1547/1916146>.
- [8] Cboe Global Markets. 2025. The Necessity of Real-Time Options Data for Retail Participants. <https://www.cboe.com/insights/posts/the-necessity-of-real-time-options-data-for-retail-participants/>. Q3 2024 OPRA peak message volume of 44.8 million messages per second. Accessed 2025-12-11.
- [9] Cboe Global Markets. 2025. U.S. Equities Market Volume Summary. Market statistics dashboard. Accessed 2025-12-11. [https://www.cboe.com/us/equities/market\\_share/](https://www.cboe.com/us/equities/market_share/).
- [10] Consolidated Tape Association. 2025. Consolidated Tape Association: CTA Overview. <https://www.ctaplant.com/index>. Accessed 2025-12-11.
- [11] Rama Cont, Sasha Stoikov, and Rishi Talreja. 2010. *A stochastic model for order book dynamics*. Technical Report. Columbia University. <https://www.columbia.edu/~ww2040/orderbook.pdf>.
- [12] Thomas H. Cormen, Charles E. Leiserson, Ronald L. Rivest, and Clifford Stein. 2022. *Introduction to Algorithms* (4 ed.). The MIT Press. <https://mitpress.mit.edu/9780262046305/introduction-to-algorithms/>.
- [13] Databento. 2025. What is the Options Price Reporting Authority (OPRA)? <https://databento.com/microstructure/opra>. April 2025
- peak 1-millisecond bursts exceeding 187 million messages per second. Accessed 2025-06-01.
- [14] Deutsche Börse Group. 2016. Xetra Trading System: Xetra Insights. Technical presentation. Accessed 2025-12-11. [https://www.cashmarket.deutsche-boerse.com/resource/blob/307522/5a13437b23985d15540ab20c28893f60/data/Xetra\\_Insights.pdf](https://www.cashmarket.deutsche-boerse.com/resource/blob/307522/5a13437b23985d15540ab20c28893f60/data/Xetra_Insights.pdf).
- [15] Deutsche Börse Group. 2025. Insights into Trading System Dynamics: Deutsche Börse's T7. Technical presentation. Accessed 2025-12-11. [https://www.eurex.com/resource/blob/48918/e8d4df56f75c9a96fb0f6fff6b18a14f/data/presentation\\_insights-into-trading-system-dynamics\\_en.pdf](https://www.eurex.com/resource/blob/48918/e8d4df56f75c9a96fb0f6fff6b18a14f/data/presentation_insights-into-trading-system-dynamics_en.pdf).
- [16] Aleksandar Dragojević, Dushyanth Narayanan, Orion Hodson, and Miguel Castro. 2014. FaRM: Fast Remote Memory. In *Proceedings of the 11th USENIX Symposium on Networked Systems Design and Implementation (NSDI)*. USENIX Association.
- [17] Eurex Exchange. 2024. Publication of T7 Documentation: Insights into Trading System Dynamics. Implementation News. <https://www.eurex.com/ex-en/support/information-channels/implementation-news/Publication-of-T7-Documentation-4042720>.
- [18] Joshua Fried, Zhenyuan Ruan, Amy Ousterhout, and Adam Belay. 2020. Caladan: Mitigating Interference at Microsecond Timescales. In *Proceedings of the 14th USENIX Symposium on Operating Systems Design and Implementation (OSDI)*. USENIX Association.
- [19] Fujitsu Limited and Tokyo Stock Exchange, Inc. 2015. New, Enhanced TSE *arrowhead* Cash Equity Trading System — For a Safer, More Convenient Market. Press release. Accessed 2025-12-11. <https://www.fujitsu.com/global/about/resources/news/press-releases/2015/0924-01.html>.
- [20] Igal Galperin and Ronald L. Rivest. 1993. Scapegoat Trees. In *Proceedings of the Fourth Annual ACM-SIAM Symposium on Discrete Algorithms (SODA)*. SIAM, 165–174. <https://people.csail.mit.edu/rivest/pubs/GR93.pdf>.
- [21] Martin D. Gould, Mason A. Porter, Stacy Williams, Mark McDonald, Daniel J. Fenn, and Sam D. Howison. 2013. Limit order books. *Quantitative Finance* 13, 11 (2013), 1709–1742. doi:10.1080/14697688.2013.803148 <https://www.math.ucla.edu/~mason/papers/gould-qf-final.pdf>.
- [22] Leo J. Guibas and Robert Sedgwick. 1978. A Dichromatic Framework for Balanced Trees. In *Proceedings of the 19th Annual Symposium on Foundations of Computer Science (FOCS)*. 8–21. doi:10.1109/SFCS.1978.3
- [23] Japan Exchange Group, Inc. 2016. JPX Report 2016. Integrated report. Accessed 2025-12-11. [https://www.jpjx.co.jp/english/corporate/investor-relations/ir-library/integrated-report/tvdivq0000008t9q-att/JPXreport2016e\\_all.pdf](https://www.jpjx.co.jp/english/corporate/investor-relations/ir-library/integrated-report/tvdivq0000008t9q-att/JPXreport2016e_all.pdf).
- [24] Ivan Jericevich, Dharmesh Sing, and Tim Gebbie. 2022. CoinTossX: An open-source low-latency high-throughput matching engine. *SoftwareX* 19 (2022), 101136. doi:10.1016/j.softx.2022.101136
- [25] Kostis Kaffes, Timothy Chong, Jack Tigar Humphries, Adam Belay, David Mazières, and Christos Kozyrakis. 2019. Shinjuku: Preemptive Scheduling for  $\mu$ second-Scale Tail Latency. In *Proceedings of the 16th USENIX Symposium on Networked Systems Design and Implementation (NSDI)*. USENIX Association, 345–360.
- [26] Anuj Kalia, Michael Kaminsky, and David G. Andersen. 2019. Datacenter RPCs Can Be General and Fast. In *Proceedings of the 16th USENIX Symposium on Networked Systems Design and Implementation (NSDI)*. USENIX Association. Best Paper Award.
- [27] David M. Kemme, Thomas H. McInish, and Jiang Zhang. 2022. Market fairness and efficiency: Evidence from the Tokyo Stock Exchange. *Journal of Banking & Finance* 134 (2022), 106309. doi:10.1016/j.jbankfin.2021.106309
- [28] Marta Khomyn and Tālis J. Putniņš. 2021. Algos gone wild: What drives the extreme order cancellation rates in modern markets? *Journal of Banking & Finance* 129 (2021), 106170. doi:10.1016/j.jbankfin.2021.106170

- [29] Sida Li, Mao Ye, and Miles Zheng. 2023. Refusing the Best Price? *Journal of Financial Economics* 147, 2 (2023), 317–337. doi:10.1016/j.jfineco.2022.11.004
- [30] Hyeontaek Lim, Dongsu Han, David G. Andersen, and Michael Kaminsky. 2014. MICA: A Holistic Approach to Fast In-Memory Key-Value Storage. In *Proceedings of the 11th USENIX Symposium on Networked Systems Design and Implementation (NSDI)*. USENIX Association, 429–444.
- [31] Yandong Mao, Eddie Kohler, and Robert Tappan Morris. 2012. Cache Craftiness for Fast Multicore Key-Value Storage. In *Proceedings of the 7th ACM European Conference on Computer Systems (EuroSys)*. ACM, 183–196.
- [32] Albert J. Menkveld. 2018. High-Frequency Trading as Viewed through an Electron Microscope. *Financial Analysts Journal* 74, 2 (2018), 24–31. doi:10.2469/faj.v74.n2.1 Also available via SSRN (doi:10.2139/ssrn.2875612).
- [33] Ioane Muni Toke. 2013. The order book as a queueing system: average depth and influence of the size of limit orders. arXiv preprint arXiv:1311.5661. <https://arxiv.org/abs/1311.5661>.
- [34] Hamish Murray, Thu Phuong Pham, and Harminder Singh. 2016. Latency reduction and market quality: The case of the Australian Stock Exchange. *International Review of Financial Analysis* 46 (2016), 257–265. doi:10.1016/j.irfa.2015.09.001
- [35] Nasdaq, Inc. 2024. Reimagining the Markets of Tomorrow: U.S. Equity Market Data. Whitepaper. [https://www.nasdaq.com/docs/2024/US\\_Equity\\_Market\\_Data\\_Whitepaper](https://www.nasdaq.com/docs/2024/US_Equity_Market_Data_Whitepaper).
- [36] Object Computing, Inc. 2013. Liquibook: An Open Source C++ Order Matching Engine. GitHub repository. Accessed 2025-12-11. <https://github.com/ObjectComputing/liquibook>.
- [37] Atsuyuki Ohyama, Yoshitaka Fukuyama, Shintaro Okude, and Kenta Suzuki. 2021. *Characterization of High-Speed Trading*. Technical Report. Financial Services Agency (Japan). Accessed 2025-12-11. [https://www.fsa.go.jp/frtc/english/seika/srhonbun/20210707\\_Characterization\\_of\\_high\\_speed\\_tradingEN.pdf](https://www.fsa.go.jp/frtc/english/seika/srhonbun/20210707_Characterization_of_high_speed_tradingEN.pdf).
- [38] Amy Ousterhout, Joshua Fried, Jonathan Behrens, Adam Belay, and Hari Balakrishnan. 2019. Shenango: Achieving High CPU Efficiency for Latency-Sensitive Datacenter Workloads. In *Proceedings of the 16th USENIX Symposium on Networked Systems Design and Implementation (NSDI)*. USENIX Association, 361–378.
- [39] Simon Peter, Jialin Li, Irene Zhang, Dan R. K. Ports, Doug Woos, Arvind Krishnamurthy, Thomas Anderson, and Timothy Roscoe. 2014. Arrakis: The Operating System is the Control Plane. In *Proceedings of the 11th USENIX Symposium on Operating Systems Design and Implementation (OSDI)*. USENIX Association.
- [40] PostgreSQL Global Development Group. 2024. Database Page Layout. PostgreSQL Documentation, Chapter 66. <https://www.postgresql.org/docs/current/storage-page-layout.html>.
- [41] George Prekas, Marios Kogias, and Edouard Bugnion. 2017. ZygOS: Achieving Low Tail Latency for Microsecond-Scale Networked Tasks. In *Proceedings of the 26th ACM Symposium on Operating Systems Principles (SOSP)*. ACM, 325–341.
- [42] QuantCup 1 Contest. 2011. Price-Time Matching Engine (Winning Implementation). GitHub Gist. <https://gist.github.com/druska/d6ce3f2bac74db08ee9007cdf98106ef>.
- [43] Zia Ur Rahman. 2021. limit-order-book: Fast, Multi-threaded Trade Matching Engine. GitHub repository. <https://github.com/ziaagikian/limit-order-book>.
- [44] Sepideh Roghanchi, Jakob Eriksson, and Nilanjana Basu. 2017. Ffwd: Delegation Is (Much) Faster Than You Think. In *Proceedings of the 26th ACM Symposium on Operating Systems Principles (SOSP)*. ACM, 342–358.
- [45] W. K. Selph. 2011. How to Build a Fast Limit Order Book. Blog post. <https://web.archive.org/web/20110219163448/http://howtohft.wordpress.com/2011/02/15/how-to-build-a-fast-limit-order-book/>.
- [46] Sergej Teverovski. 2023. Open Day 2023: T7 – Latency Roadmap. Deutsche Börse Group presentation. Accessed 2025-12-11. <https://www.deutsche-boerse.com/resource/blob/3690194/fe6b01b1e14800eb40374a95516debf2/data/Open%20Day%202023%20-%20Presentation,%20T7-Latency%20Roadmap.pdf>.
- [47] Stephen Tu, Wenting Zheng, Eddie Kohler, Barbara Liskov, and Samuel Madden. 2013. Speedy Transactions in Multicore In-Memory Databases. In *Proceedings of the 24th ACM Symposium on Operating Systems Principles (SOSP)*. ACM, 18–32.
- [48] U.S. Securities and Exchange Commission. 2005. 17 CFR § 242.611 – Order Protection Rule (Regulation NMS Rule 611). Code of Federal Regulations. <https://www.ecfr.gov/current/title-17/chapter-II/part-242/subject-group-ECFRac68bdd026a46db/section-242.611>.
- [49] U.S. Securities and Exchange Commission. 2013. Quote Lifetime Distributions (Data Highlight 2013-04). SEC Market Structure Research. Last reviewed Aug. 16, 2022. <https://www.sec.gov/about/quote-lifetime-distributions>.
- [50] U.S. Securities and Exchange Commission. 2015. Memorandum: Rule 611 of Regulation NMS. SEC staff memo. <https://www.sec.gov/spotlight/emsac/memo-rule-611-regulation-nms.pdf>.
- [51] U.S. Securities and Exchange Commission. 2022. Trade to Order Volume Ratios. SEC Data Visualizations. Updated Aug. 6, 2025. <https://www.sec.gov/data-research/statistics-data-visualizations/trade-order-volume-ratios>.
- [52] U.S. Securities and Exchange Commission. 2025. Quote Life: Large Stocks (Conditional Frequency, Q1 2025). SEC Market Structure Data Visualizations. [https://www.sec.gov/marketstructure/datavis/quotelife\\_stocks\\_lg.html](https://www.sec.gov/marketstructure/datavis/quotelife_stocks_lg.html).
- [53] Maksim Zheravin. 2019. Exchange-core: Ultra-fast matching engine. GitHub repository. <https://github.com/exchange-core/exchange-core>.
- [54] Ilija I. Zovko and J. Doyne Farmer. 2002. The power of patience: A behavioral regularity in limit order placement. *Quantitative Finance* 2, 5 (2002), 387–392. doi:10.1088/1469-7688/2/5/308 <https://arxiv.org/abs/cond-mat/0206280>.