



Not All Explanations Simulate Equally: Comparing Verbalized Feature Attributions and Self-Generated Rationales

Pingjun Hong [✉], Benjamin Roth [✉]

 Faculty of Computer Science, University of Vienna, Vienna, Austria

 UniVie Doctoral School Computer Science, University of Vienna, Vienna, Austria

 Faculty of Philological and Cultural Studies, University of Vienna, Vienna, Austria
{pingjun.hong, benjamin.roth}@univie.ac.at

Abstract

Natural-language explanations are often treated as a unified interface for understanding model behavior, but different explanation sources may support simulation in different ways. This paper compares two families of explanations for question answering models: verbalized feature attributions and self-generated rationales. We evaluate them under a shared counterfactual simulation setting, using an LLM judge as predictor and measuring whether it can better predict a model’s answers to follow-up questions when given its explanation. Across multiple instruction-tuned models, we analyze how explanation source, verbalization strategy, and feature granularity affect the simulatability of explanations. Our results show that explanation format and granularity affect simulatability: attribution-based explanations and self-generated rationales differ in how much they improve counterfactual prediction, with effects that vary across models and formats.

1 Introduction

Explanations for large language models (LLMs) can take many forms: input-feature-based attributions that identify important tokens or sentences (Huang et al., 2023a; Monteiro Paes et al., 2025), mechanistic accounts that describe internal circuits or representations (Saphra and Wiegrefe, 2024), and natural-language rationales generated by the model itself, including post-hoc explanations and chain-of-thought (CoT) type reasoning. Despite sharing the label “explanation”, these objects differ in their source, granularity, format, and intended use. A highlighted sentence, a token attribution map, and a fluent self-generated rationale may all appear to explain a model prediction, but they may support very different kinds of understanding.

This diversity raises a central evaluation challenge: how should we compare different types of LLM explanations? Prior work has proposed many evaluation protocols for explanations, including

faithfulness to the model’s decision process (Jacovi and Goldberg, 2020; Turpin et al., 2023), plausibility to human readers (Lei et al., 2016; Wiegrefe and Marasović, 2021; Agarwal et al., 2024), agreement with human rationales (Boyd-Graber et al., 2022; Brandl and Eberle, 2026), and sensitivity to input perturbations (Wu et al., 2021; Ross et al., 2021; Atanasova et al., 2023). These protocols have led to important insights, but they often evaluate explanations along type-specific dimensions.

We argue that *simulatability* (Hase and Bansal, 2020; Hase et al., 2020) provides a useful common ground for comparing explanation types. Rather than asking only whether an explanation is plausible or faithful in isolation, simulatability asks whether the explanation helps predict the model’s behavior. This offers a functional view of explanation usefulness: an explanation is useful insofar as it improves predictive understanding of model behavior. Across explanation types, we can ask the same question: does it support accurate anticipation of the model’s output under new inputs?

To answer this question for diverse explanation types, we evaluate verbalized feature attributions and self-generated rationales through counterfactual simulatability in this work. Our main findings and contributions are as follows:

- We apply *counterfactual simulatability* as a unified evaluation criterion for comparing different forms of LLM explanations. By measuring whether an explanation helps the prediction of model behavior on perturbed follow-up questions, this setup enables direct comparison between attribution-based explanations and self-generated rationales.
- We provide a controlled comparison of different verbalization methods, contrasting *verbalized feature attributions* with *LLM self-generated rationales* under a shared natural-language evaluation setting. For attribution-based explanations, we compare template-based and LLM-rewritten

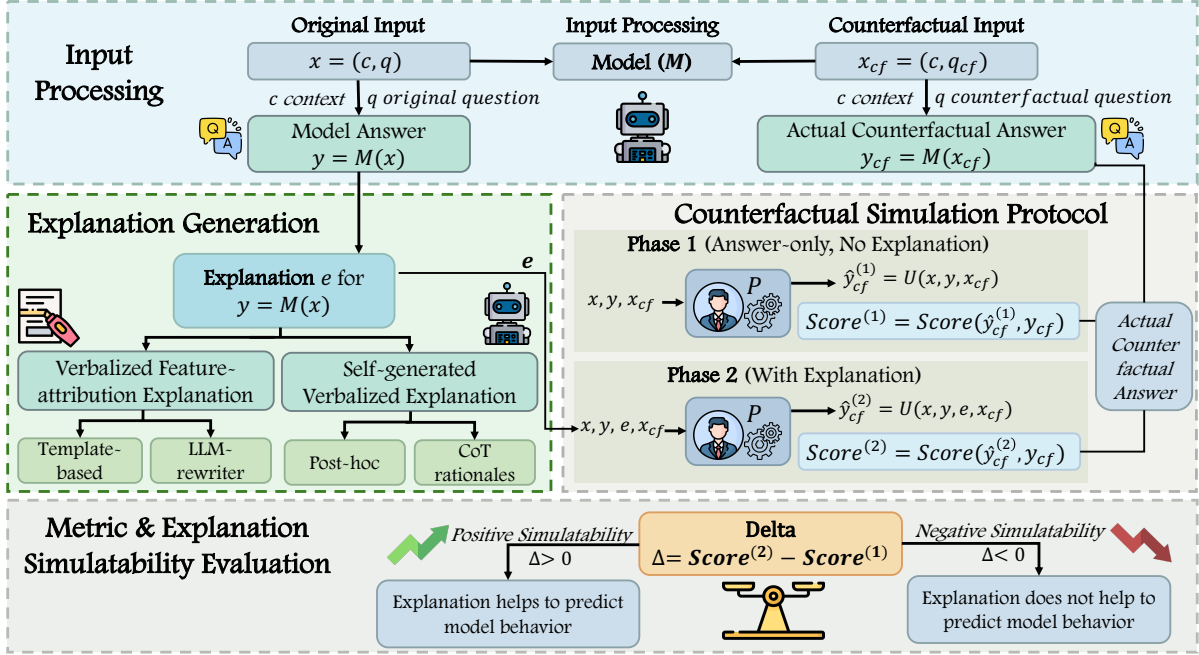


Figure 1: Overview of the proposed pipeline. Given an input $x = (c, q)$, the model produces an answer y and an explanation e (feature attribution or self-generated rationale). A counterfactual input x_{cf} yields the true answer y_{cf} . In a two-phase simulation protocol, a predictor predicts y_{cf} without (Phase 1) and with (Phase 2) access to e . *Simulatability* is measured as the accuracy difference $\Delta = \text{Score}^{(2)} - \text{Score}^{(1)}$.

verbalizations, allowing us to study the effects of explanation source, evidence unit, and verbalization strategy.

- We show that *explanation format and granularity have impact on simulatability*. Sentence-level attributions provide stronger simulatability gains than token-level attributions, LLM rewriting does not necessarily improve usefulness despite greater fluency, and CoT rationales provide the strongest simulation signal among the studied types. These findings highlight that the simulatability of explanations depends on both what evidence is selected and how it is presented.

2 Counterfactual Simulatability Framework

2.1 Task Setup

We formulate explanation evaluation as a counterfactual simulation problem. As shown in Figure 1, let $x = (c, q)$ denote the original input, where c is the context and q is the original question. A model M produces an answer $y = M(x)$. We then define a counterfactual input $x_{cf} = (c, q_{cf})$, which uses the same context but replaces q with a counterfactual question q_{cf} . The same model produces an actual counterfactual answer $y_{cf} = M(x_{cf})$. Finally, let e denote an explanation for the model’s

original answer y .

The goal is to evaluate whether e improves the ability to predict the model’s behavior on the counterfactual input.

2.2 Phase-Based Simulation Protocol

The predictor P is asked to predict the target QA model M ’s answer to the counterfactual question. In Phase 1, the predictor sees the original input, the model’s original answer, and the counterfactual input, but receives no explanation. In Phase 2, the predictor receives the same information plus an explanation e of the model’s answer:

$$\begin{aligned} \hat{y}_{cf}^{(1)} &= P(x, y, x_{cf}), \\ \hat{y}_{cf}^{(2)} &= P(x, y, e, x_{cf}). \end{aligned} \quad (1)$$

Within this protocol, explanation effect is isolated. If the explanation helps the predictor better predict y_{cf} , we consider it useful for simulation.

2.3 Metrics

We evaluate the predictions against the model’s actual counterfactual answer y_{cf} . For each phase,

we compute:

$$\begin{aligned} \text{Score}^{(1)} &= \text{Score}(\hat{y}_{\text{cf}}^{(1)}, y_{\text{cf}}), \\ \text{Score}^{(2)} &= \text{Score}(\hat{y}_{\text{cf}}^{(2)}, y_{\text{cf}}), \\ \Delta &= \text{Score}^{(2)} - \text{Score}^{(1)}. \end{aligned} \quad (2)$$

A positive Δ indicates improved counterfactual simulation, while a negative Δ indicates reduced prediction accuracy.

3 Explanation Types

For a systematic comparison within the simulatability framework introduced in Section 2, we examine two broad classes of explanations: *attribution-based explanations* and *self-generated natural language rationales*. Feature-attribution explanations identify which parts of the input most influenced a model output, while self-generated rationales are natural language explanations produced by the model itself. Since these two explanation types differ in format, we convert attribution scores into verbalized explanations so that they can be compared under a shared representation.

3.1 Verbalized Feature Attributions

We obtain feature-based explanations using **MExGen**, a perturbation-based attribution framework for context-grounded generation (Monteiro Paes et al., 2025). In our setting, the resulting explanation is initially a ranked set of influential spans and we verbalize the attributed spans into explanation sentences. Motivated by prior work on verbalizing saliency maps and highlighted tokens (Wiegrefe et al., 2021; Feldhus et al., 2023), we test two verbalization strategies:

Template-based verbalization We first verbalize the attribution results with deterministic templates. For each example, MExGen produces ranked attribution units at sentence-level and token-level. We convert these ranked units into natural language by selecting the top attributed evidence and inserting it into the following fixed templates.

This strategy keeps verbalized explanations tightly grounded in the original attribution output by reporting only the highest-attribution input units. We evaluate three variants: `template_sentence`, `template_token`, which uses token-level attributions; and `template_hybrid`, which combines the highest-ranked sentence with its top token-level units. These variants allow us to compare whether sentence-level, token-level, or combined evidence

yields the most useful explanations. Implementation details are provided in Appendix A.

Verbalization Template for MExGen

template_sentence: The model mainly relies on the following sentences: <sentence 1> and <sentence 2>.

template_token: The most important tokens for the model’s prediction are <token 1> and <token 2>.

template_hybrid: The model mainly relies on the following sentences: <sentence 1> and <sentence 2>. Within this evidence, the most important tokens are <token 1> and <token 2>.

LLM-rewriter verbalization The second verbalization strategy uses an LLM as a surface-level rewriter for the attribution output. Instead of generating an explanation from the original input alone, the rewriter is given the same MExGen-selected features used by the template verbalizer. The LLM is instructed to produce a single concise sentence that verbalizes these provided features, while not introducing information beyond the supplied evidence. Thus, the LLM is used only to improve fluency and readability, rather than to independently generate a new rationale. In our experiments, we use GPT-4o-mini as the LLM rewriter. The prompt used for LLM-rewriting is provided in Appendix B.

This design separates the source of explanatory content from its linguistic form. The attribution method determines which input features are considered important, while the LLM rewriter only transforms those selected features into natural language. This allows us to evaluate whether more fluent verbalization improves simulatability without changing the underlying attribution signal.

3.2 Self-Generated Rationales

In addition to the attribution-based explanations, we collect self-generated explanations from the QA models themselves. These explanations are produced by prompting the same model that answers the question to also provide a natural-language rationale grounded in the provided context. We consider two variants. In the post-hoc setting, the model is first instructed to provide the answer and then to provide a concise explanation justifying its prediction from the context (Camburu et al., 2018; Park et al., 2018). In the CoT setting, the model is instructed to reason step by step before giving its final answer (Wei et al., 2022). The gen-

erated reasoning is used as the explanation and it often exposes an explicit intermediate reasoning process leading to the final response (Nye et al., 2021; Wei Jie et al., 2024; Shen et al., 2025).

We use these self-generated explanations as a comparison for attribution-based explanations. This comparison allows us to examine whether model-produced rationales and verbalized attributions offer similar simulatability benefits, or whether they expose different signals about model behavior. The prompts used to collect self-generated rationales are provided in Appendix C.

4 Experimental Setup

4.1 Dataset and Counterfactual Questions

We conduct our experiments on the Stanford Question Answering Dataset (SQuAD), a reading comprehension dataset consisting of crowdworker-written questions over Wikipedia passages (Rajpurkar et al., 2016) in English. We use SQuAD 2.0, which includes both answerable questions, whose answers are text spans in the passage, and unanswerable questions written adversarially to resemble answerable ones (Rajpurkar et al., 2018).

From SQuAD 2.0, we construct 1,204 original-counterfactual pairs by grouping examples by passage, sampling one question as the original question, and uniformly sampling another question from the same passage as the counterfactual follow-up. Appendix E shows an example pair.

4.2 QA Models to Explain

We evaluate explanations for three open-weight instruction-tuned models used as target QA models: Llama-3-8B-Instruct (Grattafiori et al., 2024), Qwen2.5-7B-Instruct (Qwen et al., 2025), and Mistral-7B-Instruct-v0.3 (Jiang et al., 2023).

For each model to be explained, we collect its answer to the original SQuAD 2.0 question and its answer to the counterfactual question, including NA when the model abstains. Explanations are generated for the model’s original answer.

4.3 Judge Model as Predictor

Building on prior work showing that LLMs can approximate human judgments (Zheng et al., 2023; Bai et al., 2023; Li et al., 2025), we use an LLM judge as a predictor to evaluate *simulatability*. In our experiments, the judge model is GPT-5-mini (Singh et al., 2025). The judge predicts how a target QA model would answer a counterfactual

question, either without an explanation or with an explanation of the target model’s original answer. Implementation details are provided in Appendix F.

We score the predicted answers against the target model’s actual counterfactual answers using **Exact Match** and token-level **F1**. Exact Match measures whether the judge’s prediction exactly matches the target model’s answer after normalization, while F1 measures token overlap between the prediction and the target answer. We report ΔEM and $\Delta F1$ as the gain of the explanation condition over the no-explanation baseline.

5 LLM Judge-based Results

5.1 Judge-Based Simulatability Results

We evaluate a single-explanation setting for each method. For attribution-based explanations, we verbalize the highest-ranked evidence according to the attribution score. We report ΔEM and $\Delta F1$ in Table 1, so positive values indicate that the explanation improves the judge-based predictor’s ability to predict model behavior under counterfactual questions. These deltas measure the *simulatability* of the explanation. A random feature baseline is provided in Appendix I. Our key observations are:

Sentence-level attributions are the most useful attribution-based explanations. Among verbalized feature-attribution explanations, sentence-level evidence provides the strongest gains. `template_hybrid` also improves performance across all models, but by a smaller margin. This suggests that, for in-context QA, providing the most influential sentence gives the LLM judge a clearer signal about the model’s behavior than combining sentence-level with token-level features.

Word-level spans provide insufficient context. In contrast, `template_token` produces near-zero or negative changes: individual word-level spans, despite receiving high attribution scores, often lack the broader context needed to support simulation.

Fluency does not guarantee simulatability. The results of implementing the LLM Rewriter show that fluency does not necessarily translate into simulatability. Despite rewriting the top-1 attribution evidence into more fluent free-text, LLM Rewriter yields only very small gains across all models. This suggests that *simulatability* depends more on the provided information than on surface fluency. In our setting, template-based sentence explanations are substantially more helpful for simulation.

Model	Template Hybrid		Template Sentence		Template Token	
	ΔEM	$\Delta F1$	ΔEM	$\Delta F1$	ΔEM	$\Delta F1$
Llama-3-8B-Instruct	8.887	9.181	16.944	17.474	-0.332	-0.411
Mistral-7B-Instruct	8.057	7.999	9.884	11.999	-1.080	-1.372
Qwen2.5-7B-Instruct-v0.3	8.839	9.343	14.701	16.296	0.582	1.382
Model	LLM Rewriter		Post-hoc Expl.		CoT Rationale	
	ΔEM	$\Delta F1$	ΔEM	$\Delta F1$	ΔEM	$\Delta F1$
Llama-3-8B-Instruct	1.661	1.865	3.239	3.217	24.003	26.699
Mistral-7B-Instruct	2.159	2.056	2.824	2.392	18.355	22.374
Qwen2.5-7B-Instruct-v0.3	2.409	2.967	4.485	3.217	22.259	24.024

Table 1: Results for the top-1 MExGen setting and single-rationale baselines. For MExGen attribution-based explanations, top-1 means that the verbalized explanation uses the highest-ranked evidence unit. For CoT and post-hoc explanations, which do not select from a ranked attribution list, we use one generated rationale per example.

CoT rationales provide the strongest simulation signal. Self-generated rationales show a contrast between post-hoc explanations and CoT rationales. Post-hoc explanations provide modest improvements across models, while CoT rationales produce the largest gains in the table. This indicates that not all LLM self-generated explanations are equally useful, and step-by-step rationales provide much stronger simulation signals.

Additional Judge Robustness. As a robustness check, we also evaluate the Llama-3 explanations using DeepSeek-R1 (Guo et al., 2025) as an additional judge. While the two judges do not always agree exactly on free-form predictions, the high-level pattern remains similar: CoT produces the largest gains, with 17.940 in ΔEM and 22.519 in $\Delta F1$, and sentence-level evidence is the strongest feature-attribution verbalization. LLM-rewritten explanations improve even less under DeepSeek-R1, with a ΔEM of 0.581 and a $\Delta F1$ of 0.921, whereas post-hoc explanations remain weak. The full results and inter-judge agreement analysis are in Appendix H.

5.2 Judge-Based Sample-level Analysis

While Table 1 reports aggregate changes in EM and F1, Figure 2 decomposes those changes into three categories: examples where adding the explanation improves the accuracy of the prediction, examples where the prediction remains unchanged, and examples where the explanation worsens the prediction relative to the no-explanation baseline. The full results and raw counts for all explanation types are provided in Appendix G.

The sample-level results show that the strongest

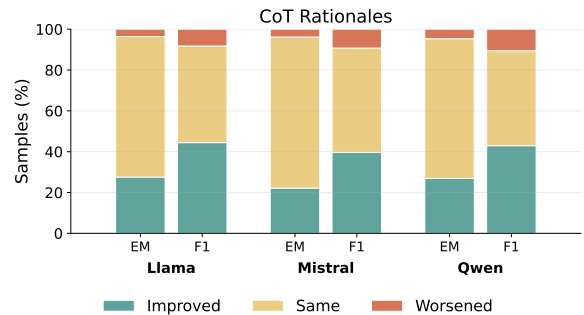


Figure 2: Sample-level shifts in counterfactual simulation accuracy with CoT explanations. Each subplot corresponds to one explanation condition, and each target model is represented by two stacked bars.

methods improve aggregate performance by shifting a substantial number of examples from incorrect to correct predictions. To better understand these shifts, we inspect individual CoT cases. Table 2 shows one example where the rationale improves simulation and one where it hurts simulation. In the improved example, the no-explanation judge predicts a concrete founding date for the *Office of Eastern Medicine*. The CoT rationale, however, highlights a mismatch: the context mentions the *Western Medicine*, but not the *Eastern Medicine*. With this additional signal, the judge changes its prediction to NA, matching the target model’s answer. The worsened case illustrates the opposite: the CoT rationale causes the judge to over-correct to NA, despite the correct answer being *El Temür*.

6 Deeper Analysis of Explanation Simulatability

The results in Section 5 raise further questions about what drives simulatability and whether the

Case	Example
Improved	<p>Counterfactual question: When was the Office of Eastern Medicine founded?</p> <p>CoT: The context does not mention the <i>Office of Eastern Medicine</i>. Instead, it mentions the <i>Office of Western Medicine</i>, which was founded by Jesus the Interpreter in 1263.</p> <p>No expl.: It was founded in 1890; With CoT: NA; Target output: NA</p>
Worsened	<p>Counterfactual question: Who was thought to have killed Tugh Temur?</p> <p>CoT: Kusala died suddenly after a banquet with Tugh Temür, and El Temür <i>supposedly</i> killed him with poison.</p> <p>No expl.: El Temür; With CoT: NA; Target output: El Temür</p>

Table 2: Qualitative examples of sample-level shifts for CoT rationales.

findings generalize. We examine three of them: attribution evidence quantity (§6.1), the source of CoT’s gains (§6.2), and consistency across evaluation paradigms (§6.3).

6.1 Effect of the Number of Attributed Features

Figure 3 shows how the measured simulatability changes as we include more MExGen-selected features. We report average ΔEM and $\Delta F1$ across target models as the number of MExGen-selected features increases from top-1 to top-3. The full per-model results are shown in Appendix J.

Overall, `template_sentence` explanations remain the strongest attribution-based verbalization across all values of k . Increasing from top-1 to top-3 improves the average gain from +13.843 to +16.860 in EM and from +15.256 to +19.066 in F1. This suggests that additional sentence-level evidence can provide useful context for the prediction of model behavior, rather than simply adding noise.

Explanations based on `template_hybrid` show a different pattern. Their average gains remain positive, but they do not improve as more features are added. The EM gain decreases from +8.594 at top-1 to +7.447 at top-2, then recovers to +8.139 at top-3; F1 follows a similar trend.

Token-level explanations remain the weakest. Their average ΔEM and $\Delta F1$ are close to zero for top-1 and top-2, with only a small improvement at top-3. Even when more tokens are included, token-

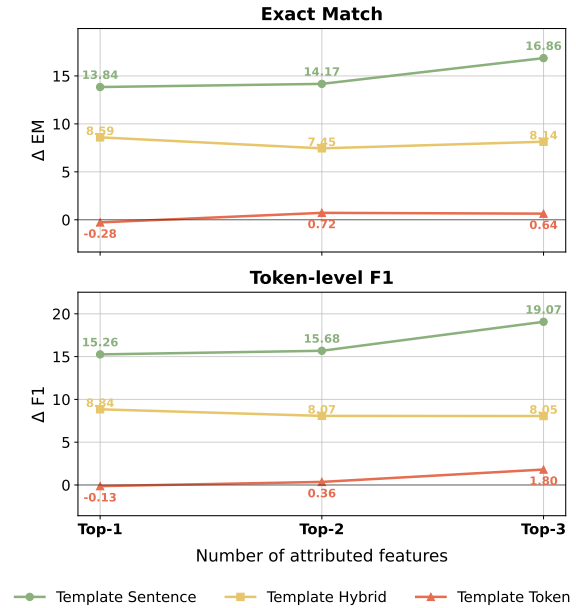


Figure 3: Top- k ablation for template-based verbalized attribution explanations. We vary the number of MExGen-selected features included in the explanation from top-1 to top-3.

level verbalizations provide much less simulation benefit than sentence-level explanations. This reinforces our main finding that the unit of evidence matters: for in-context QA, sentence-level attributions offer a more useful basis for predicting model behavior than isolated token-level features.

6.2 Cross-Model CoT Transfer

To examine whether CoT’s gains reflect model-specific signals or task-relevant information that generalize across models, we provide one model’s CoT to the judge when predicting a *different* model’s answers.

As shown in Figure 4, cross-model transfer yields consistently positive Δ , indicating that CoT rationales carry substantial task-relevant information that generalizes across models sharing the same context. At the same time when comparing each column, cross-model gains remain consistently lower than the within-model condition: for example, Llama’s CoT achieves ΔEM of 24.0 within-model but averages only 18.2 when used to predict other models. This gap, while modest, suggests that CoT also encodes model-specific signals that do not fully transfer. Task-relevant reasoning thus appears to be the dominant component of CoT’s simulatability gains, with model-specific information playing a secondary but non-negligible role. This interpretation is further corroborated by

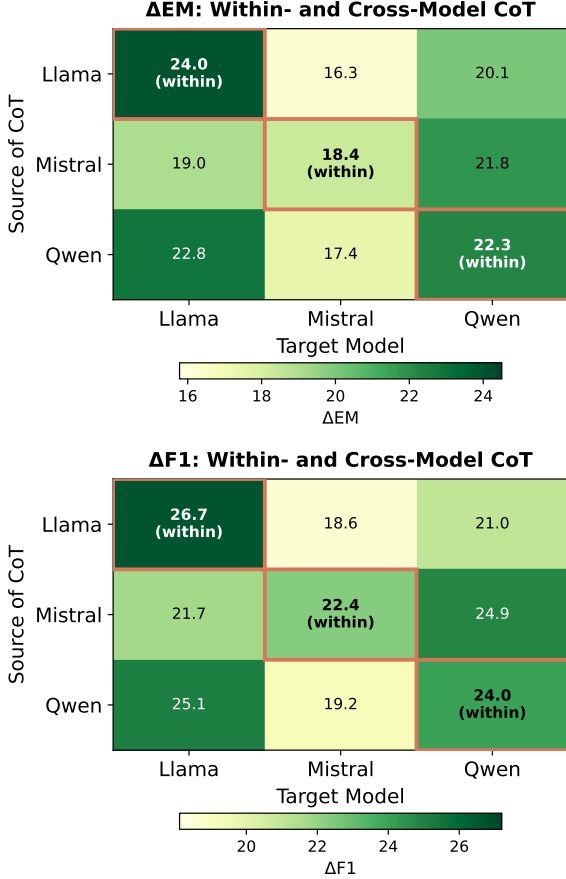


Figure 4: ΔEM and $\Delta F1$ for within- and cross-model CoT transfer. Rows indicate the source model whose CoT rationale is provided to the judge; columns indicate the target QA model. Diagonal entries (red border) correspond to the standard within-model setting.

the teacher–student results in Section 6.3, where CoT remains the only explanation type to consistently yield positive training gains, which is harder to attribute to answer leakage alone.

6.3 Teacher-Student Simulatability Evaluation

As an alternative simulatability evaluation, we train a smaller student model to approximate the answer behavior of the target QA model (the teacher), following Pruthi et al. (2022). We compare two variants: an answer-supervised student optimized only on teacher-answer tokens, and an explanation-supervised student additionally optimized on teacher explanation. Unlike the judge-based setting, this setup tests whether explanation supervision can be internalized through training rather than merely exploited in context. Figure 5 illustrates the setup; details are in Appendix L.

After training, we evaluate both students using

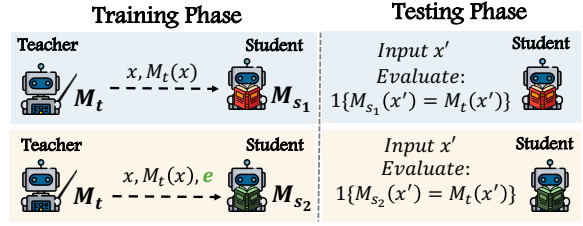


Figure 5: Teacher-student simulatability evaluation.

the counterfactual context and question as input. The Student’s predictions are compared against the teacher’s actual counterfactual answers. We report the improvement of the explanation-input student over the base student as ΔEM and $\Delta F1$.

To examine whether teacher-student evaluation produces consistent conclusions with judge-based evaluation, we compute the Spearman rank correlation between their improvement scores. For each explanation type we compute

$$\rho = \text{Spearman} \left(\left\{ \Delta_i^{\text{Judge}} \right\}_{i=1}^N, \left\{ \Delta_i^{\text{ST}} \right\}_{i=1}^N \right), \quad (3)$$

where each i corresponds to an aligned model–explanation–metric entry.

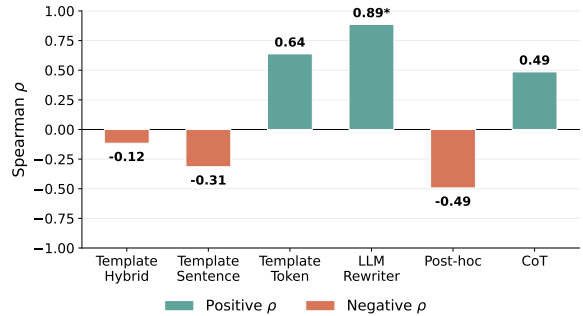


Figure 6: Spearman rank correlation (ρ) between judge-based and teacher–student evaluation paradigms, computed per explanation type over models and metrics.

As shown in Figure 6, rank agreement varies substantially across explanation types. CoT rationales show the strongest positive ρ , indicating that they are consistent for both protocols. In contrast, template-based attribution explanations show weaker or negative correlations, suggesting that gains observed under judge-based evaluation do not transfer to the teacher–student setting. This discrepancy reflects a fundamental difference between the two evaluation paradigms: judge-based evaluation measures whether an explanation improves immediate in-context prediction, whereas teacher–student evaluation tests whether the explanation provides a learnable supervision signal.

7 Related Work

7.1 Feature Attribution and Verbalized Explanations

Feature attribution methods explain model behavior by identifying which parts of the input influence a prediction. For classification models, perturbation-based attribution methods such as LIME (Ribeiro et al., 2016) and SHAP (Lundberg and Lee, 2017) have been widely used to assign importance scores to input spans. Extending these methods to generative models is less straightforward, because the output is a sequence rather than a label (Mosca et al., 2022; Enouen et al., 2024). MExGen approaches this problem by identifying influential input features by perturbing input units and observing changes in the output (Monteiro Paes et al., 2025). This makes it suitable for explaining in-context QA task, where the goal is to identify which context units support the answer. However, raw attribution outputs are not in natural-language explanations, and the selected spans must still be verbalized before they can be used in real-life scenarios.

Prior works also study another type of model explanations: self-explanations, where models are prompted to explain their own predictions (Camburu et al., 2018; Huang et al., 2023b; Kroeger et al., 2024; Madsen et al., 2024). Although self-explanations are fluent and easy to elicit, several studies have questioned whether they faithfully reflect the model’s actual decision process, especially in in-context classification and QA settings (Huang et al., 2023b; Madsen et al., 2024; Fragkathoulas and Chlapanis, 2024). This motivates comparing externally derived attribution explanations with rationales produced by the model itself.

In our work, we use MExGen to obtain feature-attribution explanations for QA models and then convert the selected features into natural language.

7.2 Simulation-Based Evaluation of Explanations

Explanations can be evaluated by whether they help users anticipate how a model will behave on new or modified inputs. *Simulatability* formalizes this criterion by measuring how well a model’s outputs can be predicted when its explanations are available (Doshi-Velez and Kim, 2017). Prior work distinguishes between *forward simulation*, which involves predicting a model’s output from an input and explanation, and *counterfactual simulation*, which involves predicting the model’s behavior un-

der a perturbed input after observing the original input, output, and explanation. (Hase and Bansal, 2020; Poché et al., 2025).

Simulation-based evaluations have been used to assess whether explanations improve the ability to anticipate model outputs (Ribeiro et al., 2016; Chandrasekaran et al., 2018; Nguyen, 2018; Chen et al., 2023; Limpijankit et al., 2025; Hong and Roth, 2026; Mayne et al., 2026). More broadly, these evaluations relate to the goal of understanding model behavior, including when the model is likely to be correct and where its limitations or biases may arise (Miller, 2018; Bansal et al., 2019).

We adopt counterfactual simulation as the evaluation setting for LLM-explanations, examining whether verbalized feature attributions and self-generated rationales help predict model behavior.

8 Conclusion

This work compares natural-language explanations from different sources through the lens of *simulatability*, evaluating whether they help an LLM judge predict how a target QA model answers counterfactual questions. Our results show that explanation form matters: sentence-level verbalizations are the most useful attribution-based explanations, while word-level spans provide weak or noisy signals. Template-based verbalizations preserve attribution evidence more effectively than LLM-rewritten alternatives despite lower fluency, and CoT rationales provide substantially larger gains than post-hoc explanations. Further analysis shows that sentence-level attribution gains increase with the number of selected features, CoT carries substantial task-relevant information that transfers across models while retaining model-specific signals, and judge-based and teacher–student evaluations agree most strongly for CoT but diverge for attribution-based explanations, suggesting the two paradigms capture different aspects of explanation utility.

Overall, our findings suggest that explanation evaluation should account for both the source of the explanation and how it is verbalized. When explanations are intended to support anticipation of model behavior, *simulatability* offers a practical behavioral criterion. Our comparison provides guidance for choosing explanation formats in QA settings and highlights the need to evaluate the utility of self-generated rationales against attribution-grounded alternatives, rather than assuming that all natural-language explanations serve the same role.

Limitations

Our primary evaluation relies on an LLM judge (GPT-5-mini) to measure counterfactual simulatability. We chose an LLM-as-a-judge approach because alternative automated metrics, such as perturbation sensitivity or learning-based simulation, either fail to capture functional comprehension or are prone to overfitting on spurious features. To mitigate the inherent biases of any single LLM, we validated our judge-based findings against a teacher-student framework to provide a more rigorous, multi-paradigm view of explanation usefulness. Robustness checks using DeepSeek-R1 confirm that our macro-level conclusions, most notably the superior simulatability of Chain-of-Thought rationales, hold consistent across different evaluator architectures. It is an open question, however, under which conditions and how closely LLM-predicted simulatability aligns with actual human cognitive processing.

Our experiments are currently constrained to the SQuAD 2.0 dataset. We selected this dataset because its unique structure, which features multiple questions per paragraph and adversarially written unanswerable queries, provides an ideal, highly controlled environment for testing counterfactual simulatability and the transfer of explanation information within shared contexts. It remains an open question how well these simulatability patterns generalize to open-ended generative tasks, complex reasoning, and abstractive summarization, where models rely primarily on internal parametric knowledge rather than external text.

Results for feature-attribution usefulness are tied to our reliance on the MExGen implementation of SHAP and fixed verbalization templates. We utilized MExGen because traditional attribution implementations are predominantly designed for classifiers; MExGen remains the most established framework for generative language models and offers theoretical optimality as an instantiation of SHAP. We omitted earlier gradient- or attention-based methods due to a lack of standardized generative implementations and the ongoing debate regarding whether attention constitutes a faithful explanation. To isolate this attribution signal from surface-level fluency, we employed rigid templates, a choice validated by our LLM-rewriter ablation, which confirmed that evidence granularity drives simulatability more than linguistic formulation.

Finally, our comparison deliberately isolates

counterfactual simulatability as a functional lens for evaluating explanations, rather than offering a comprehensive measure of explanation quality. An explanation that improves the simulated prediction of model behavior may still differ along other critical dimensions, such as algorithmic faithfulness, user helpfulness, or trust calibration.

Acknowledgments

Ethical considerations. We do not foresee any ethical concerns associated with this work. All analyses were conducted using publicly available datasets and models. No private or sensitive information was used.

Reproducibility and responsible release. We will release all code, prompts, evaluation scripts, and model-training configurations at publication time to support reproducibility.

Use of AI Assistants. The authors acknowledge the use of ChatGPT for correcting grammatical errors, enhancing the coherence of the manuscripts, and providing coding assistance.

References

- Chirag Agarwal, Sree Harsha Tanneru, and Himabindu Lakkaraju. 2024. [Faithfulness vs. plausibility: On the \(un\)reliability of explanations from large language models](#). *ArXiv*, abs/2402.04614.
- Pepa Atanasova, Oana-Maria Camburu, Christina Lioma, Thomas Lukasiewicz, Jakob Grue Simonsen, and Isabelle Augenstein. 2023. [Faithfulness tests for natural language explanations](#). In *Proceedings of the 61st Annual Meeting of the Association for Computational Linguistics (Volume 2: Short Papers)*, pages 283–294, Toronto, Canada. Association for Computational Linguistics.
- Yushi Bai, Jiahao Ying, Yixin Cao, Xin Lv, Yuze He, Xiaozhi Wang, Jifan Yu, Kaisheng Zeng, Yijia Xiao, Haozhe Lyu, Jiayin Zhang, Juanzi Li, and Lei Hou. 2023. [Benchmarking foundation models with language-model-as-an-examiner](#). *ArXiv*, abs/2306.04181.
- Gagan Bansal, Besmira Nushi, Ece Kamar, Walter S. Lasecki, Daniel S. Weld, and Eric Horvitz. 2019. [Beyond accuracy: The role of mental models in human-AI team performance](#). 7(1):2–11.
- Jordan Boyd-Graber, Samuel Carton, Shi Feng, Q. Vera Liao, Tania Lombrozo, Alison Smith-Renner, and Chenhao Tan. 2022. [Human-centered evaluation of explanations](#). In *Proceedings of the 2022 Conference of the North American Chapter of the Association for*

- Computational Linguistics: Human Language Technologies: Tutorial Abstracts*, pages 26–32, Seattle, United States. Association for Computational Linguistics.
- Stephanie Brandl and Oliver Eberle. 2026. [A systematic comparison between extractive self-explanations and human rationales in text classification](#).
- Oana-Maria Camburu, Tim Rocktäschel, Thomas Lukasiewicz, and Phil Blunsom. 2018. [e-SNLI: Natural language inference with natural language explanations](#). In *Neural Information Processing Systems*.
- Arjun Chandrasekaran, Viraj Prabhu, Deshraj Yadav, Prithvijit Chattopadhyay, and Devi Parikh. 2018. [Do explanations make VQA models more predictable to a human?](#) In *Proceedings of the 2018 Conference on Empirical Methods in Natural Language Processing*, pages 1036–1042, Brussels, Belgium. Association for Computational Linguistics.
- Yanda Chen, Ruiqi Zhong, Narutatsu Ri, Chen Zhao, He He, Jacob Steinhardt, Zhou Yu, and Kathleen McKeown. 2023. [Do models explain themselves? counterfactual simulatability of natural language explanations](#).
- Finale Doshi-Velez and Been Kim. 2017. [Towards a rigorous science of interpretable machine learning](#). Cite arxiv:1702.08608.
- James Enouen, Hootan Nakhost, Sayna Ebrahimi, Serkan Arik, Yan Liu, and Tomas Pfister. 2024. [TextGenSHAP: Scalable post-hoc explanations in text generation with long documents](#). In *Findings of the Association for Computational Linguistics: ACL 2024*, pages 13984–14011, Bangkok, Thailand. Association for Computational Linguistics.
- Nils Feldhus, Leonhard Hennig, Maximilian Dustin Nasert, Christopher Ebert, Robert Schwarzenberg, and Sebastian Möller. 2023. [Saliency map verbalization: Comparing feature importance representations from model-free and instruction-based methods](#). In *Proceedings of the 1st Workshop on Natural Language Reasoning and Structured Explanations (NLRSE)*, pages 30–46, Toronto, Canada. Association for Computational Linguistics.
- Christos Fragkathoulas and Odysseas Spyridon Chlapanis. 2024. [Local explanations and self-explanations for assessing faithfulness in black-box llms](#). In *Proceedings of the 13th Hellenic Conference on Artificial Intelligence, SETN 2024*, page 1–5. ACM.
- Aaron Grattafiori, Abhimanyu Dubey, Abhinav Jauhri, et al. 2024. [The Llama 3 herd of models](#).
- Daya Guo, Dejian Yang, Haowei Zhang, et al. 2025. [DeepSeek-R1 incentivizes reasoning in llms through reinforcement learning](#). *Nature*, 645(8081):633–638.
- Peter Hase and Mohit Bansal. 2020. [Evaluating explainable AI: Which algorithmic explanations help users predict model behavior?](#) In *Proceedings of the 58th Annual Meeting of the Association for Computational Linguistics*, pages 5540–5552, Online. Association for Computational Linguistics.
- Peter Hase, Shiyue Zhang, Harry Xie, and Mohit Bansal. 2020. [Leakage-adjusted simulatability: Can models generate non-trivial explanations of their behavior in natural language?](#) In *Findings of the Association for Computational Linguistics: EMNLP 2020*, pages 4351–4367, Online. Association for Computational Linguistics.
- Pingjun Hong and Benjamin Roth. 2026. [Do LLM self-explanations help users predict model behavior? Evaluating counterfactual simulatability with pragmatic perturbations](#). *ArXiv*, abs/2601.03775.
- Lei Huang, Weijiang Yu, Weitao Ma, Weihong Zhong, Zhangyin Feng, Haotian Wang, Qianglong Chen, Weihua Peng, Xiaocheng Feng, Bing Qin, and Ting Liu. 2023a. [A survey on hallucination in large language models: Principles, taxonomy, challenges, and open questions](#). *ACM Transactions on Information Systems*, 43:1 – 55.
- Shiyuan Huang, Siddarth Mamidanna, Shreedhar Jangam, Yilun Zhou, and Leilani H. Gilpin. 2023b. [Can large language models explain themselves? a study of llm-generated self-explanations](#).
- Alon Jacovi and Yoav Goldberg. 2020. [Towards faithfully interpretable NLP systems: How should we define and evaluate faithfulness?](#) In *Proceedings of the 58th Annual Meeting of the Association for Computational Linguistics*, pages 4198–4205, Online. Association for Computational Linguistics.
- Albert Q. Jiang, Alexandre Sablayrolles, Arthur Mensch, Chris Bamford, Devendra Singh Chaplot, Diego de las Casas, Florian Bressand, Gianna Lengyel, Guillaume Lample, Lucile Saulnier, L lio Renard Lavaud, Marie-Anne Lachaux, Pierre Stock, Teven Le Scao, Thibaut Lavril, Thomas Wang, Timoth e Lacroix, and William El Sayed. 2023. [Mistral 7B](#).
- Nicholas Kroege, Dan Ley, Satyapriya Krishna, Chirag Agarwal, and Himabindu Lakkaraju. 2024. [In-context explainers: Harnessing llms for explaining black box models](#).
- Tao Lei, Regina Barzilay, and Tommi Jaakkola. 2016. [Rationalizing neural predictions](#). In *Proceedings of the 2016 Conference on Empirical Methods in Natural Language Processing*, pages 107–117, Austin, Texas. Association for Computational Linguistics.
- Dawei Li, Bohan Jiang, Liangjie Huang, Alimohammad Beigi, Chengshuai Zhao, Zhen Tan, Amrita Bhat-tacharjee, Yuxuan Jiang, Canyu Chen, Tianhao Wu, Kai Shu, Lu Cheng, and Huan Liu. 2025. [From generation to judgment: Opportunities and challenges of LLM-as-a-judge](#). In *Proceedings of the 2025 Conference on Empirical Methods in Natural Language Processing*, pages 2757–2791, Suzhou, China. Association for Computational Linguistics.

- Marvin Limpijankit, Yanda Chen, Melanie Subbiah, Nicholas Deas, and Kathleen McKeown. 2025. [Counterfactual simulatability of LLM explanations for generation tasks](#). In *Proceedings of the 18th International Natural Language Generation Conference*, pages 659–683, Hanoi, Vietnam. Association for Computational Linguistics.
- Scott M. Lundberg and Su-In Lee. 2017. [A unified approach to interpreting model predictions](#). In *Neural Information Processing Systems*.
- Andreas Madsen, Sarath Chandar, and Siva Reddy. 2024. [Are self-explanations from large language models faithful?](#) In *Findings of the Association for Computational Linguistics: ACL 2024*, pages 295–337, Bangkok, Thailand. Association for Computational Linguistics.
- Harry Mayne, Justin Singh Kang, Dewi Gould, Kannan Ramchandran, Adam Mahdi, and Noah Y. Siegel. 2026. [A positive case for faithfulness: LLM self-explanations help predict model behavior](#).
- Tim Miller. 2018. [Explanation in artificial intelligence: Insights from the social sciences](#).
- Lucas Monteiro Paes, Dennis Wei, Hyo Jin Do, Hendrik Strobelt, Ronny Luss, Amit Dhurandhar, Manish Nagereddy, Karthikeyan Natesan Ramamurthy, Prasanna Sattigeri, Werner Geyer, and Soumya Ghosh. 2025. [Multi-level explanations for generative language models](#). In *Proceedings of the 63rd Annual Meeting of the Association for Computational Linguistics (Volume 1: Long Papers)*, pages 32291–32317, Vienna, Austria. Association for Computational Linguistics.
- Edoardo Mosca, Ferenc Szigeti, Stella Tragianni, Daniel Gallagher, and Georg Groh. 2022. [SHAP-based explanation methods: A review for NLP interpretability](#). In *Proceedings of the 29th International Conference on Computational Linguistics*, pages 4593–4603, Gyeongju, Republic of Korea. International Committee on Computational Linguistics.
- Dong Nguyen. 2018. [Comparing automatic and human evaluation of local explanations for text classification](#). In *Proceedings of the 2018 Conference of the North American Chapter of the Association for Computational Linguistics: Human Language Technologies, Volume 1 (Long Papers)*, pages 1069–1078, New Orleans, Louisiana. Association for Computational Linguistics.
- Maxwell Nye, Anders Andreassen, Guy Gur-Ari, Henryk Michalewski, Jacob Austin, David Bieber, David Dohan, Aitor Lewkowycz, Maarten Bosma, David Luan, Charles Sutton, and Augustus Odena. 2021. [Show your work: Scratchpads for intermediate computation with language models](#). *ArXiv*, abs/2112.00114.
- Dong Huk Park, Lisa Anne Hendricks, Zeynep Akata, Anna Rohrbach, Bernt Schiele, Trevor Darrell, and Marcus Rohrbach. 2018. [Multimodal explanations: Justifying decisions and pointing to the evidence](#). *2018 IEEE/CVF Conference on Computer Vision and Pattern Recognition*, pages 8779–8788.
- Antonin Poché, Alon Jacovi, Agustin Martin Picard, Victor Boutin, and Fanny Jourdan. 2025. [ConSim: Measuring concept-based explanations’ effectiveness with automated simulatability](#). In *Proceedings of the 63rd Annual Meeting of the Association for Computational Linguistics (Volume 1: Long Papers)*, pages 5594–5615, Vienna, Austria. Association for Computational Linguistics.
- Danish Pruthi, Rachit Bansal, Bhuwan Dhingra, Livio Baldini Soares, Michael Collins, Zachary C. Lipton, Graham Neubig, and William W. Cohen. 2022. [Evaluating explanations: How much do explanations from the teacher aid students?](#) 10:359–375.
- Qwen, An Yang, Baosong Yang, Beichen Zhang, Binyuan Hui, Bo Zheng, Bowen Yu, Chengyuan Li, Dayiheng Liu, Fei Huang, Haoran Wei, Huan Lin, Jian Yang, Jianhong Tu, Jianwei Zhang, Jianxin Yang, Jiayi Yang, Jingren Zhou, Junyang Lin, Kai Dang, Keming Lu, Keqin Bao, Kexin Yang, Le Yu, Mei Li, Mingfeng Xue, Pei Zhang, Qin Zhu, Rui Men, Runji Lin, Tianhao Li, Tianyi Tang, Tingyu Xia, Xingzhang Ren, Xuancheng Ren, Yang Fan, Yang Su, Yichang Zhang, Yu Wan, Yuqiong Liu, Zeyu Cui, Zhenru Zhang, and Zihan Qiu. 2025. [Qwen2.5 technical report](#).
- Pranav Rajpurkar, Robin Jia, and Percy Liang. 2018. [Know what you don’t know: Unanswerable questions for squad](#).
- Pranav Rajpurkar, Jian Zhang, Konstantin Lopyrev, and Percy Liang. 2016. [SQuAD: 100,000+ questions for machine comprehension of text](#). In *Proceedings of the 2016 Conference on Empirical Methods in Natural Language Processing*, pages 2383–2392, Austin, Texas. Association for Computational Linguistics.
- Marco Ribeiro, Sameer Singh, and Carlos Guestrin. 2016. [“Why should I trust you?”: Explaining the predictions of any classifier](#). In *Proceedings of the 2016 Conference of the North American Chapter of the Association for Computational Linguistics: Demonstrations*, pages 97–101, San Diego, California. Association for Computational Linguistics.
- Alexis Ross, Ana Marasović, and Matthew Peters. 2021. [Explaining NLP models via minimal contrastive editing \(MiCE\)](#). In *Findings of the Association for Computational Linguistics: ACL-IJCNLP 2021*, pages 3840–3852, Online. Association for Computational Linguistics.
- Naomi Saphra and Sarah Wiegrefe. 2024. [Mechanistic?](#) In *Proceedings of the 7th BlackboxNLP Workshop: Analyzing and Interpreting Neural Networks for NLP*, pages 480–498, Miami, Florida, US. Association for Computational Linguistics.

- Xu Shen, Song Wang, Zhen Tan, Laura Yao, Xinyu Zhao, Kaidi Xu, Xin Wang, and Tianlong Chen. 2025. [Faithcot-bench: Benchmarking instance-level faithfulness of chain-of-thought reasoning](#). *ArXiv*, abs/2510.04040.
- Aaditya Singh, Adam Fry, Adam Perelman, and et al. 2025. [Openai gpt-5 system card](#).
- Miles Turpin, Julian Michael, Ethan Perez, and Sam Bowman. 2023. [Language models don't always say what they think: Unfaithful explanations in chain-of-thought prompting](#). *ArXiv*, abs/2305.04388.
- Dennis Wei, Ronny Luss, Xiaomeng Hu, Lucas Monteiro Paes, Pin-Yu Chen, Karthikeyan Natesan Ramamurthy, Erik Miehl, Inge Vejsbjerg, and Hendrik Strobelt. 2025. [ICX360: In-context explainability 360 toolkit](#).
- Jason Wei, Xuezhi Wang, Dale Schuurmans, Maarten Bosma, Brian Ichter, Fei Xia, Ed H. Chi, Quoc V. Le, and Denny Zhou. 2022. [Chain-of-thought prompting elicits reasoning in large language models](#). In *Advances in Neural Information Processing Systems 35: Annual Conference on Neural Information Processing Systems 2022, NeurIPS 2022, New Orleans, LA, USA, November 28 - December 9, 2022*.
- Yeo Wei Jie, Ranjan Satapathy, Rick Goh, and Erik Cambria. 2024. [How interpretable are reasoning explanations from prompting large language models?](#) In *Findings of the Association for Computational Linguistics: NAACL 2024*, pages 2148–2164, Mexico City, Mexico. Association for Computational Linguistics.
- Sarah Wiegrefe and Ana Marasović. 2021. [Teach me to explain: A review of datasets for explainable natural language processing](#). In *NeurIPS Datasets and Benchmarks*.
- Sarah Wiegrefe, Ana Marasović, and Noah A. Smith. 2021. [Measuring association between labels and free-text rationales](#). In *Proceedings of the 2021 Conference on Empirical Methods in Natural Language Processing*, pages 10266–10284, Online and Punta Cana, Dominican Republic. Association for Computational Linguistics.
- Tongshuang Wu, Marco Tulio Ribeiro, Jeffrey Heer, and Daniel Weld. 2021. [Polyjuice: Generating counterfactuals for explaining, evaluating, and improving models](#). In *Proceedings of the 59th Annual Meeting of the Association for Computational Linguistics and the 11th International Joint Conference on Natural Language Processing (Volume 1: Long Papers)*, pages 6707–6723, Online. Association for Computational Linguistics.
- Lianmin Zheng, Wei-Lin Chiang, Ying Sheng, Siyuan Zhuang, Zhonghao Wu, Yonghao Zhuang, Zi Lin, Zhuohan Li, Dacheng Li, Eric P. Xing, Hao Zhang, Joseph E. Gonzalez, and Ion Stoica. 2023. [Judging LLM-as-a-judge with MT-bench and chatbot arena](#). In *Proceedings of the 37th International Conference on Neural Information Processing Systems, NIPS '23*, Red Hook, NY, USA. Curran Associates Inc.

A MExGen Implementation

We implemented MExGen explanations using the ICX360 library for context-grounded question answering (Monteiro Paes et al., 2025; Wei et al., 2025). For each SQuAD example, the input is formatted as:

```
Context: <context>, Question:
<question>, Answer:
```

The model first generated a short answer using only the given context. We then apply MExGen with the probability scalarizer to attribute the generated answer back to the input context. Our implementation first compute sentence-level attributions, select the top-ranked sentence, and then perform a second mixed-level explanation over that selected sentence to obtain finer-grained word-level evidence.

In the main experiments, we run the three models under explanation: Llama-3-8B-Instruct, Qwen2.5-7B-Instruct, and Mistral-7B-Instruct-v0.3. For all models, we used L-SHAP as the MExGen explainer, CUDA execution with bfloat16 precision, and a maximum generation length of 128 tokens.

For each example, the pipeline saves the model answer, sentence-level attribution scores, and mixed-level attribution scores.

B Prompt for LLM Rewriter

We use an LLM rewriter to convert selected MExGen attribution features into fluent natural-language explanations. The rewriter receives the model answer, the original question, and the selected top- k attribution features. The prompt below shows the instruction template used.

LLM Rewriter Prompt

You rewrite feature-based explanations for extractive question answering.

Rules: Output exactly one concise English sentence. Do not add facts that are not present in the evidence. Do not mention scores, top- k , JSON, prompts, or templates. Use wording such as “The model appears to rely on...” when helpful. Start the final line with “EXPLANATION:”.

Question: {question}

Model answer: {answer}

Selected top- k level: top{k}

Important sentences:

- {selected sentence 1}
- {selected sentence 2, if used}
- {selected sentence 3, if used}

Important tokens/phrases:

- {selected token or phrase 1}
- {selected token or phrase 2, if used}
- {selected token or phrase 3, if used}

Task:

Write one fluent explanation of why the model predicted the answer, grounding it in the important sentence evidence and highlighting the important tokens or phrases.

Output:

```
EXPLANATION:
<one concise rewritten explanation>
```

C Prompts for Self-Generated Explanations

We use two prompting strategies to collect self-generated rationales from the QA models: post-hoc explanations and CoT rationales. The prompts below show the system-level instructions used for each setting.

C.1 Post-hoc Rationale Prompt

Post-hoc Prompt

You are a QA assistant. Use ONLY the provided context.

Task: Predict the answer. Provide a post-hoc self-explanation that grounds the reasoning in the context, explaining why the answer follows from the context.

Output format (STRICT JSON, no extra text):

```
{"answer":
"<short exact span copied from context>",
"explanation":
"<1-3 sentences explaining the reasoning>"}
```

Rules: The explanation must be based only on information in the context. Answer NA if the question is unanswerable based on the information in the context. Keep the explanation concise and focused on the causal/logical link.

C.2 Chain-of-Thought Rationale Prompt

Chain-of-Thought Prompt

You are a QA assistant. Use ONLY the provided context.

Task: Think step by step BEFORE giving your final answer.

Output format (STRICT JSON, no extra text):

```
{"reasoning":
"<step-by-step reasoning from context>",
"answer":
"<short exact span copied from context>"}
```

Rules: Reasoning must cite evidence from the context step by step. Answer NA if the question is unanswerable based on the context. Keep each reasoning step concise and logically connected.

D Explanation Statistics

Table 3 reports the average explanation length across explanation types and models, followed by

Explanation	Model	Avg. Words	Avg. Chars
Template Hybrid	Llama-3-8B-Instruct	45.39	292.9
Template Token	Llama-3-8B-Instruct	10.00	64.5
Template Sentence	Llama-3-8B-Instruct	36.39	230.4
LLM Rewriter	Llama-3-8B-Instruct	30.52	194.7
Post-hoc Expl.	Llama-3-8B-Instruct	26.01	162.9
CoT Rationale	Llama-3-8B-Instruct	31.26	196.4
Template Hybrid	Mistral-7B-Instruct	46.47	300.0
Template Token	Mistral-7B-Instruct	10.00	64.7
Template Sentence	Mistral-7B-Instruct	37.47	237.4
LLM Rewriter	Mistral-7B-Instruct	31.13	198.2
Post-hoc Expl.	Mistral-7B-Instruct	22.12	137.4
CoT Rationale	Mistral-7B-Instruct	32.85	210.6
Template Hybrid	Qwen2.5-7B-Instruct-v0.3	44.71	288.7
Template Token	Qwen2.5-7B-Instruct-v0.3	10.00	64.5
Template Sentence	Qwen2.5-7B-Instruct-v0.3	35.71	226.2
LLM Rewriter	Qwen2.5-7B-Instruct-v0.3	30.54	194.5
Post-hoc Expl.	Qwen2.5-7B-Instruct-v0.3	20.55	130.7
CoT Rationale	Qwen2.5-7B-Instruct-v0.3	35.69	230.1

Table 3: Average explanation length by explanation type and model.

two items paired with six explanation variants.

Example 1

Question: Who patented a high-pressure compound engine in 1805?

Answer: Arthur Woolf.

Template Hybrid: The model mainly relies on the sentence “A method to lessen the magnitude of this heating and cooling was invented in 1804 by British engineer Arthur Woolf, who patented his Woolf high-pressure compound engine in 1805.”. Within this evidence, the most important tokens are “Arthur”.

Template Token: The most important token for the model’s prediction is “Arthur”.

Template Sentence: The model mainly relies on the sentence “A method to lessen the magnitude of this heating and cooling was invented in 1804 by British engineer Arthur Woolf, who patented his Woolf high-pressure compound engine in 1805.”.

LLM Rewriter: The model appears to rely on the information that British engineer Arthur Woolf patented his high-pressure compound engine in 1805, as stated in the important sentence.

Post-hoc Expl: The text states that Arthur Woolf patented his Woolf high-pressure compound engine in 1805, directly linking him to the patent.

CoT Rationale: The context states that Arthur Woolf patented his Woolf high-pressure compound engine in 1805, not 1804.

Example 2

Question: What kinds of literature were Social Darwinism and theories of race?

Answer: pseudo-sciences

Template Hybrid: The model mainly relies on the sentence “The pseudo-sciences of Social Darwinism and theories of race formed an ideological underpinning during this time.”. Within this evidence, the most important tokens are “pseudo”.

Template Token: The most important token for the model’s prediction is “pseudo”.

Template Sentence: The model mainly relies on the sentence “The pseudo-sciences of Social Darwinism and theories of race formed an ideological underpinning during this time.”.

LLM Rewriter: The model appears to rely on the characterization of Social Darwinism and theories of race as pseudo-sciences, which served as an ideological foundation during that period.

Post-hoc Expl.: Social Darwinism and theories of race are referred to as “pseudo-sciences” because they are mentioned in the context as “pseudo-sciences”.

CoT Rationale: Social Darwinism and theories of race are described as “pseudo-sciences” in the context, indicating that they are not recognized scientific theories or disciplines.

Overall, the explanation types differ substantially in both length and specificity. Template token explanations are the shortest because they only verbalize the most important token or phrase, while sentence and hybrid templates are longer because they include sentence-level evidence. LLM-rewritten explanations are more compact than the corresponding templates. Post-hoc and CoT explanations vary more in coverage, with some items receiving empty or incomplete explanations, but when available they often provide more interpretive reasoning than the template-based explanations.

E Example of Original–Counterfactual Pair from SQuAD 2.0

The appendix shows one example from the SQuAD 2.0 counterfactual set. The original and counterfactual questions share the same passage, but ask

for different pieces of information. In this example, the original question is an adversarial unanswerable variant because the passage states that the Islamic State proclaimed itself a caliphate in 2014, not 2015, whereas the counterfactual question asks for an answerable description from the same passage.

Original-counterfactual question pair

Title: Islamism

Passage: “The Islamic State”, formerly known as the “Islamic State of Iraq and the Levant” and before that as the “Islamic State of Iraq”, (and called the acronym Daesh by its many detractors), is a Wahhabi/Salafi jihadist extremist militant group which is led by and mainly composed of Sunni Arabs from Iraq and Syria. In 2014, the group proclaimed itself a caliphate, with religious, political and military authority over all Muslims worldwide. As of March 2015[update], it had control over territory occupied by ten million people in Iraq and Syria, and has nominal control over small areas of Libya, Nigeria and Afghanistan. (While a self-described state, it lacks international recognition.) The group also operates or has affiliates in other parts of the world, including North Africa and South Asia.

Original question: What did the Islamic State proclaim itself in 2015?

Counterfactual question: What type of group is The Islamic State?

Number of counterfactual candidates: 9

F LLM-as-a-Judge Evaluation Setup

We use an LLM-as-a-judge protocol to evaluate whether a natural-language explanation helps predict a model’s behavior under counterfactual questions. The evaluation is framed as a counterfactual simulation task. For each example, the judge is given a starter question, the model’s answer to that starter question, and a follow-up question written under the same context. The judge is asked to predict the answer that the same model would give to the follow-up question.

We evaluate two phases. In Phase 1, the judge observes only the starter question, the model’s starter answer, and the counterfactual follow-up question. In Phase 2, the judge receives the same inputs plus the explanation associated with the starter answer.

Judge Prompt. The system message is:

LLM-as-a-Judge System Prompt

You are a careful judge that follows instructions exactly.

The user prompt begins with the following instruction:

LLM-as-a-Judge Instruction Prompt

Human: In the task below, you will read a starter question and a model’s answer to that question. Then you will read a follow-up question under the same context. Your task is to predict what answer the same model would give to the follow-up question. You should base your prediction on the model’s answer style, content, and reasoning reflected in its starter answer, even if the starter answer is incomplete or incorrect. Return a short answer only. If the follow-up question is not answerable, return NA. Assistant: Okay.

For Phase 1, we use the following template:

Phase 1 Judge Prompt

Human: Starter Question: {original_question}
Model’s Answer to the Starter Question: {model_answer}
Follow-up Question: {followup_question}
Predict the model’s answer to the follow-up question.
Assistant:

For Phase 2, we add the explanation field:

Phase 2 Judge Prompt

Human: Starter Question: {original_question}
Model’s Answer to the Starter Question: {model_answer}
Model’s Explanation to the Starter Question: {explanation}
Follow-up Question: {followup_question}
Predict the model’s answer to the follow-up question.
Assistant:

To make the output parseable, both phases append the same formatting instruction:

Judge Output Format Instruction

[Instruction] Answer briefly in natural language and end with exactly one non-empty line in this format:
PREDICTION: <answer text>
If the follow-up question is not answerable, use exactly:
PREDICTION: NA
Do not leave the prediction blank.

Implementation Details. We run the judge with deterministic decoding using temperature 0. The default OpenAI-compatible backend uses GPT-5-mini with a maximum generation length of 512 tokens. The same experimental setting is used for the robustness evaluation with DeepSeek-R1.

The judge output is parsed by extracting the first non-empty line after the string PREDICTION: . We normalize common no-answer strings such as NA, N/A, not answerable, unanswerable, cannot answer, and no answer to a single no-answer label. If no parseable prediction is returned, the output is marked as [EMPTY_PREDICTION].

Model	Template Hybrid	Template Sentence	Template Token	LLM Rewriter	Post-hoc Expl.	CoT Rationale
Exact Match: Improved / Same / Worsened						
Llama-3-8B-Instruct	167 / 981 / 58	265 / 878 / 61	58 / 1084 / 62	57 / 1110 / 37	90 / 1063 / 51	332 / 829 / 43
Mistral-7B-Instruct	164 / 973 / 67	215 / 893 / 96	53 / 1085 / 66	52 / 1126 / 26	99 / 1040 / 65	267 / 891 / 46
Qwen2.5-7B-Instruct-v0.3	169 / 967 / 68	271 / 839 / 94	64 / 1083 / 57	62 / 1109 / 33	112 / 1034 / 58	324 / 824 / 56
F1: Improved / Same / Worsened						
Llama-3-8B-Instruct	267 / 814 / 123	402 / 694 / 108	153 / 889 / 162	221 / 755 / 228	212 / 839 / 153	535 / 570 / 99
Mistral-7B-Instruct	265 / 796 / 143	359 / 688 / 157	125 / 935 / 144	224 / 766 / 214	170 / 889 / 145	482 / 620 / 112
Qwen2.5-7B-Instruct-v0.3	295 / 762 / 147	442 / 615 / 147	181 / 887 / 136	237 / 753 / 214	212 / 836 / 156	517 / 560 / 127

Table 4: Raw sample-level shift counts underlying Figure 2. Each entry is reported as Improved / Same / Worsened relative to the no-explanation baseline.

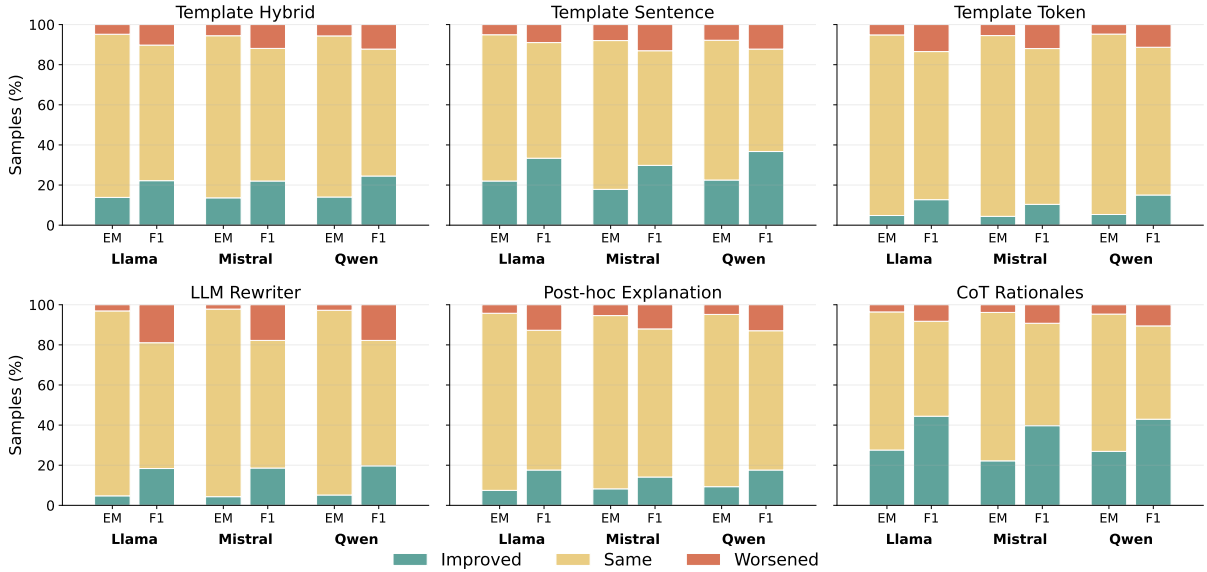


Figure 7: Sample-level shifts in counterfactual simulation accuracy on all explanation types. Each subplot corresponds to one explanation condition, and each target model is represented by two stacked bars for **Exact Match (EM)** and **F1**.

G Sample-level Shift Counts

Figure 7 presents the complete sample-level shift results across all explanation types, while Table 4 reports the underlying raw counts used to construct the figure. Each cell indicates the number of examples for which adding the explanation improves, preserves, or worsens the judge model’s prediction relative to the no-explanation baseline.

Figure 7 further shows that, CoT rationales produce the largest improved segments across models, especially under F1, indicating that step-by-step rationales often help the simulated user recover partially or fully correct answers. Beyond CoT explanations, `template_sentence` exhibits a consistent positive shift pattern: across all three models, the number of improved predictions exceeds the number of worsened predictions. This finding aligns with the aggregate results, suggesting that sentence-level attributions provide particularly

useful signals for simulating model behavior. In contrast, `template_token` and LLM Rewriter produce much smaller shifts. For `template_token`, the improved and worsened segments are relatively balanced, which explains why its aggregate gains are close to zero or negative. LLM Rewriter leaves most examples unchanged and produces only modest differences between improved and worsened cases. Post-hoc explanations fall between: they improve more examples than they worsen, but the shift is much smaller than for CoT rationales or `template_sentence`.

Overall, the sample-level analysis reinforces the main finding that explanations differ not only in average *simulatability*, but also in how consistently they help across individual examples. Stronger explanation types produce broad positive shifts, whereas weaker explanation types affect fewer examples and often leave the prediction unchanged.

H Additional DeepSeek-R1 Judge Evaluation

H.1 Robustness Check with DeepSeek-R1 as Judge

As a robustness check, we evaluate the six Llama explanation settings using DeepSeek-R1 as an additional LLM-as-judge. We use the same evaluation protocol as in the main results. Table 5 reports EM and F1 before and after adding explanations.

Model	Explanation	Δ EM	Δ F1
Llama	Template Hybrid	3.892	3.943
Llama	Template Sentence	3.904	4.089
Llama	Template Token	-0.083	-0.691
Llama	LLM Rewriter	0.581	0.921
Llama	Post-hoc Expl.	1.578	1.833
Llama	CoT Rationale	17.940	22.519

Table 5: DeepSeek-R1 judge evaluation on Llama explanation settings.

The DeepSeek-R1 evaluation broadly supports the main trend. CoT produces by far the largest improvement, increasing EM by 17.94 and F1 by 22.52. Among feature-attribution explanations, sentence-level and hybrid explanations provide modest gains, while token-only explanations slightly decrease performance. Rewrite and post-hoc explanations provide only small improvements under DeepSeek-R1, suggesting that their benefit is less robust than CoT or sentence-level attribution evidence.

H.2 Inter-Judge Agreement

We also compare DeepSeek-R1 against our main judge GPT-5-mini on the same 1,204 Llama examples. Because the judge output is free-form text, exact agreement is a strict metric; we therefore also report pairwise token-level F1 between judge predictions and agreement on the binary NA/non-NA decision. Table 6 summarizes the Phase 2 agreement, which is the explanation-conditioned setting used for the main comparison.

The strongest inter-judge agreement occurs for CoT, where the two judges reach 52.74% exact agreement, 62.95% pairwise F1, and 77.41% agreement on the NA/non-NA decision. Agreement is lower for feature-attribution explanations, reflecting the difficulty of matching free-form counterfactual predictions across judges. The rewrite condition shows particularly weak agreement, largely

Explanation	Exact Agree.	Pairwise F1	NA Agree.
Template Hybrid	35.88	39.01	43.85
Template Sentence	28.57	32.51	40.28
Template Token	31.89	35.21	42.77
LLM Rewriter	14.20	14.68	16.86
Post-hoc Expl.	35.22	39.71	48.26
CoT Rationale	52.74	62.95	77.41

Table 6: Phase 2 inter-judge agreement between DeepSeek-R1 and the main judge on Llama explanations. Exact agreement and pairwise F1 compare the free-form predictions, while NA agreement compares the binary answerability decision.

because R1 predicts NA much more often than the main judge. Overall, the agreement analysis suggests that the main qualitative conclusion is robust for CoT, while judge behavior is more sensitive for shorter or rewritten feature-attribution explanations.

I Comparison to Random Selection

Figure 8 compares the top-1 MExGen features with randomly selected features for Llama-3. The random baseline controls for whether the improvement comes from providing any input feature, or from the feature identified as important by MExGen.

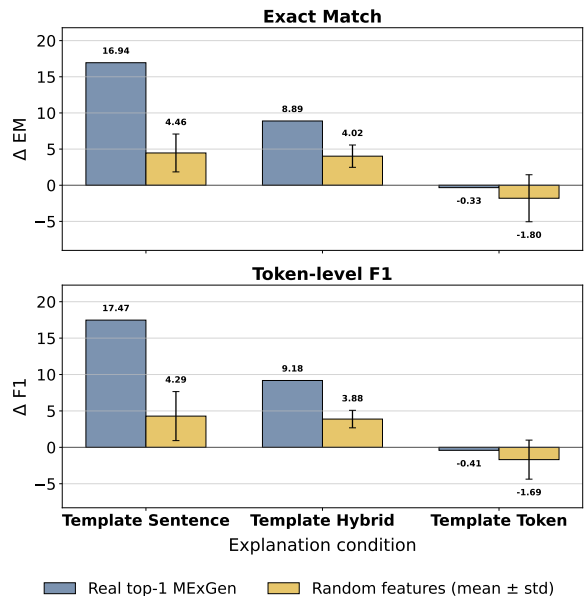


Figure 8: Random feature baseline for Llama. Real top-1 MExGen features are compared with randomly selected features across templates. Random bars show the mean and standard deviation over three seeds.

The results show that real sentence-level attributions outperform random sentence selection. For template_sentence, the top-1 MExGen sentence

achieves +16.944 EM and +17.474 F1, while random sentences average only +4.464 EM and +4.289 F1 across three seeds. This suggests that the top-ranked sentence carries attribution-specific information that supports more accurate prediction of the model’s behavior.

A similar pattern appears for `template_hybrid`. The real hybrid explanation reaches +8.887 EM and +9.181 F1, compared with random hybrid averages of +4.021 EM and +3.882 F1. To conclude, even when random evidence sometimes helps, MExGen-selected evidence provides a stronger and more reliable simulation signal.

For `template_token`, both real and random features perform poorly. This reinforces the main result that token-level verbalizations are generally weak for counterfactual simulation, regardless of whether the token is attribution-selected or randomly chosen. Overall, the random baseline supports the idea that the gains from sentence and hybrid explanations are driven by meaningful attribution selection rather than by the mere presence of additional verbalized input features.

J Per-model Top- k Ablation Results

Table 7 reports the per-model results underlying the averaged top- k ablation in Figure 3. Each entry is reported as Top-1 / Top-2 / Top-3.

K Cross-Model CoT Transfer Results

Table 8 reports the full ΔEM and $\Delta F1$ results for all within- and cross-model CoT transfer conditions. Diagonal entries correspond to the standard within-model setting; off-diagonal entries are cross-model transfers.

L Teacher–Student Evaluation Setups and Results

We evaluate explanation quality through a teacher–student simulatability framework. Given an input example $x_i = (c_i, q_i)$, where c_i is the context and q_i is the question, we first query a teacher model f_T to obtain the teacher answer $a_i^T = f_T(x_i)$. An explanation e_i^T is then constructed as an auxiliary supervision signal that describes the evidence associated with the teacher prediction.

In both settings, the student is required to generate an answer together with a reasoning field, i.e., the output is serialized as (a_i^T, e_i^T) . The key difference lies in the supervision signal: the answer-supervised student S_{ans} is only optimized to im-

itate the teacher answer, while the explanation-supervised student S_{exp} is optimized to imitate both the teacher answer and the accompanying explanation. Thus, both students produce explanations at inference time, but only S_{exp} receives explicit token-level supervision on the explanation field.

For all experiments, we instantiate the student model with Qwen2.5-3B-Instruct and fine-tune it using LoRA, with rank $r = 16$, scaling factor $\alpha = 32$, and dropout rate 0.05. We train each student for 2 epochs with a learning rate of 2×10^{-4} , a per-device batch size of 1, and gradient accumulation over 16 steps.

For the answer-supervised student, we apply a loss mask so that the training objective is computed only over answer tokens:

$$\mathcal{L}_{\text{ans}} = - \sum_{t \in \mathcal{A}_i} \log p_{\theta}(y_{it} \mid x_i, y_{i, < t}), \quad (4)$$

where \mathcal{A}_i denotes the token positions corresponding to the answer field. For the explanation-supervised student, we additionally unmask the explanation tokens and compute

$$\mathcal{L}_{\text{exp}} = - \sum_{t \in \mathcal{E}_i} \log p_{\theta}(y_{it} \mid x_i, y_{i, < t}), \quad (5)$$

where \mathcal{E}_i denotes the token positions corresponding to the reasoning field. The overall objective is then

$$\mathcal{L} = \mathcal{L}_{\text{ans}} + \lambda \mathcal{L}_{\text{exp}}, \quad (6)$$

where $\lambda = 0$ recovers the answer-supervised setting and $\lambda > 0$ enables explicit explanation supervision. This design isolates the effect of explanation supervision while keeping the output format and decoding requirement identical across the two student models.

At evaluation time, students are tested on counterfactual inputs x_i^{cf} . The student receives only the counterfactual question and context, without access to the teacher explanation. We compare the student answer $\hat{a}_i^{S, \text{cf}}$ with the teacher counterfactual answer $a_i^{T, \text{cf}} = f_T(x_i^{\text{cf}})$ using exact match and token-level F1. The simulatability gain is defined as $\Delta_{\text{exp}} = \text{Score}(S_{\text{exp}}, f_T) - \text{Score}(S_{\text{ans}}, f_T)$. A positive gain indicates that explanation supervision helps the student better approximate the teacher’s behavior on unseen counterfactual examples.

Model	Template Sentence	Template Hybrid	Template Token
Δ EM: Top-1 / Top-2 / Top-3			
Llama-3-8B-Instruct	16.944 / 15.356 / 17.691	8.887 / 7.226 / 8.056	-0.332 / 0.997 / 0.083
Mistral-7B-Instruct	9.884 / 14.701 / 16.445	8.057 / 7.641 / 8.555	-1.080 / 0.415 / 1.827
Qwen2.5-7B-Instruct-v0.3	14.701 / 12.458 / 16.445	8.839 / 7.475 / 7.807	0.581 / 0.748 / 0.003
Δ F1: Top-1 / Top-2 / Top-3			
Llama-3-8B-Instruct	17.474 / 17.011 / 19.740	9.181 / 7.700 / 7.862	-0.411 / 0.680 / -0.189
Mistral-7B-Instruct	11.999 / 15.977 / 19.492	7.999 / 8.565 / 8.523	-1.372 / 0.024 / 2.301
Qwen2.5-7B-Instruct-v0.3	16.296 / 14.052 / 17.967	9.343 / 7.948 / 7.779	1.382 / 0.367 / 3.301

Table 7: Per-model top- k ablation results for template-based verbalized attribution explanations. Each entry is reported as Top-1 / Top-2 / Top-3.

Source of CoT	Target Model	Δ EM	Δ F1
Llama-3-8B-Instruct	Llama (within)	24.003	26.699
	Mistral	16.279	18.617
	Qwen	20.086	21.021
Mistral-7B-Instruct	Mistral (within)	18.355	22.374
	Llama	19.020	21.713
	Qwen	21.844	24.855
Qwen2.5-7B-Instruct-v0.3	Qwen (within)	22.259	24.024
	Llama	22.841	25.086
	Mistral	17.442	19.192

Table 8: Within- and cross-model CoT transfer results. Diagonal entries (within) use the same model’s CoT to predict its own counterfactual answers; off-diagonal entries transfer CoT across models.

Model	Template Hybrid		Template Sentence		Template Token	
	ΔEM	$\Delta F1$	ΔEM	$\Delta F1$	ΔEM	$\Delta F1$
Llama-3-8B-Instruct	-0.996	-2.198	-0.997	-2.099	-0.831	-1.886
Mistral-7B-Instruct	0.0831	-1.193	0.000	-1.083	0.000	-1.419
Qwen2.5-7B-Instruct-v0.3	0.000	0.000	0.166	0.199	0.000	0.270
Model	LLM Rewriter		Post-hoc Expl.		CoT Rationale	
	ΔEM	$\Delta F1$	ΔEM	$\Delta F1$	ΔEM	$\Delta F1$
Llama-3-8B-Instruct	-0.748	-0.582	0.498	0.460	15.282	14.219
Mistral-7B-Instruct	0.000	0.095	4.319	4.080	3.312	2.474
Qwen2.5-7B-Instruct-v0.3	1.329	1.048	0.830	0.622	9.468	8.962

Table 9: Teacher–Student simulatability results. ΔEM and $\Delta F1$ report the improvement of the explanation-supervised student over the answer-supervised student on counterfactual inputs. Positive values indicate that explanation supervision helps the student better approximate the teacher’s counterfactual behavior.