

Parameter Alignment Mitigates Catastrophic Forgetting in Multilingual Expert Language Models

Sanchit Ahuja & Terra Blevins

Northeastern University
{ahuja.sanc,t.blevins}@northeastern.edu

 Code  Models

Abstract

While continual pretraining (CPT) is a practical way to extend large language models to new languages, naïve finetuning on targeted data erodes existing capabilities through catastrophic forgetting. Organizing training around language families reduces cross-language interference but cannot alone prevent forgetting of the general knowledge needed for downstream tasks. We link this forgetting to parameter drift in multilingual CPT and present a suite of five layer-aware parameter alignment strategies: hard layer freezing, soft regularization, post-hoc weight reversion, and model merging. We systematically compare our alignment strategies against two unregularized CPT baselines on benchmarks spanning 32 training languages from five language families, plus held-out languages, across four evaluation axes: perplexity, reading comprehension, physical reasoning, and translation. Parameter alignment substantially reduces forgetting at minimal cost to language acquisition: layer freezing and regularization best preserve comprehension, whereas post-hoc reversion yields the strongest translation gains. Together, these results map the acquisition–forgetting frontier for family-expert CPT and offer practical deployment guidelines pairing each strategy to the tasks it best serves.

1 Introduction

Adapting Large Language Models (LLMs) through continual pretraining (CPT) is a practical solution for expanding model coverage to new languages while avoiding the prohibitive compute costs of pretraining from scratch (Zhao et al., 2025; Dou et al., 2024). However, naïve dense CPT yields strong language acquisition but leads to catastrophic forgetting (McCloskey and Cohen, 1989; Kirkpatrick et al., 2017) of the model’s original knowledge, particularly in multilingual settings, where the curse of

multilinguality (Conneau et al., 2020) forces trade-offs between language coverage and the preservation of existing capabilities.

A particularly promising paradigm, introduced by x-ELM (Blevins et al., 2024), trains independent bilingual experts in parallel and merges them on demand, eliminating cross-language interference and facilitating efficient, distributed multilingual training. Drawing on targeted methods for low-resource language families (Downey et al., 2024; Ogueji et al., 2021), we generalize this approach to training *language family* experts, scaling the language coverage per expert while limiting intra-expert interference (Chronopoulou et al., 2023). However, while catastrophic forgetting has been studied in dense multilingual models (Owodunni and Kumar, 2025; Khelli et al., 2025), how to mitigate it in the family-expert setting remains an open question.

Forgetting remains a clear issue in multilingual CPT: unconstrained dense CPT leads to 6.6–12.3 percentage point decreases on reading comprehension, and vanilla family experts, while less damaging in-family, can still drift from the shared initialization and degrade robustness on related held-out and cross-family languages. We hypothesize that this stems in part from excessive parameter drift away from the base model, and instantiate five **parameter alignment strategies** that vary in how they constrain parameter updates or correct model weights post-training (§2.2), each preserving the distributed, parallel nature of expert training. Motivated by recent analyses that suggest the middle layers of transformer LMs are the primary locus of language-neutral knowledge (Bandarkar and Peng, 2025; Bandarkar et al., 2025; Wendler et al., 2024), our alignment methods are *layer-aware*, focusing on constraining changes in the middle layers while allowing the initial and final layers more freedom for better language acquisition.

We compare these five alignment strategies

against two unregularized CPT baselines within our **family-expert CPT** setup spanning five language families (Slavic, Germanic, Indic, Austronesian, Romance) and 32 training languages, using Gemma-3-4B (Team et al., 2025) as a shared initialization for each expert. We continue pretraining on up to 5B tokens per family on MADLAD-400 (Kudugunta et al., 2023) and evaluate across four axes: Belebele reading comprehension (Bardkar et al., 2024), Global-PIQA physical reasoning (Chang et al., 2025), FLORES-200 translation (Team et al., 2022), and held-out perplexity as a proxy for language acquisition, including held-out relatives where benchmark coverage exists.

Our results show that parameter alignment substantially reduces forgetting over unregularized baselines at minimal cost to language acquisition, including generalization to held-out languages within each family. Which strategy works best is task-specific: freezing layer weights improves comprehension over the base model itself (Belebele avg. +1.7 pp), reverting some layers back to the base weights after training preserves strong translation quality (avg. +20.6 ChrF over base), and L2 regularization consistently maintains or improves held-out perplexity. These findings, along with a targeted interpolation analysis showing that middle-layer drift is the primary driver of comprehension degradation while FLORES translation follows a different layer-sensitivity profile, map a nuanced *language acquisition–knowledge forgetting trade-off* in multilingual expert training and indicate that alignment strategy selection should be layer-aware and driven by the target application rather than a single aggregate metric.

Our main contributions are as follows:

- We introduce **family-expert CPT**, a paradigm for distributed multilingual training centered on language families (§2.1), and five **layer-aware parameter alignment strategies** for mitigating catastrophic forgetting in this setting (§2.2).
- We comprehensively evaluate our methods across five typologically diverse language families and four evaluation axes, characterizing the **acquisition–forgetting trade-off** for each strategy on both seen and held-out languages (§3).
- Based on these analyses, we derive **practical deployment guidelines** linking each alignment strategy to the settings it best serves (§4.2).

2 Parameter-Aligned Family Experts

We address catastrophic forgetting in multilingual continual pre-training with two key strategies. First, we propose **family-expert CPT**, a training paradigm that organizes data by *language families* to enable targeted, distributed expert training (§2.1), allowing for flexible scaling to new settings. However, without further intervention, language family experts can suffer from cross-lingual forgetting and parameter divergence from the shared initialization, reducing their multilingual robustness and making post-hoc combination less predictable. We therefore instantiate and benchmark five layer-aware **parameter alignment methods** that either regularize parameter updates or correct model weights after training (§2.2), alongside two baselines (§2.3). Together, family-expert CPT with parameter alignment retains the efficiency and flexibility of independent expert training—each expert can be trained in parallel and new families added on demand—while recovering multilingual generalization that unconstrained expert training sacrifices.

2.1 Language Family Grouping

An important design decision in multilingual expert training is how to group languages across models. We build on x-ELM (Blevins et al., 2024), which grouped languages by syntactic similarity; however, this metric is not ablated, and their setting still harms performance if used to group too dissimilar languages (e.g., Swahili and Vietnamese).

We therefore organize experts by language family, following Chronopoulou et al. (2023), who show that family-level grouping mitigates inter-language interference and facilitates generalization to unseen low-resource languages. We create five experts corresponding to the Indic, Austronesian, Germanic, Romance, and Slavic families (Table 1), each trained on a mix of high-, medium-, and low-resource languages. We additionally designate held-out related languages to probe within-family generalization (§3.5).

2.2 Parameter Alignment Strategies

While each family expert is finetuned from a shared initialization, unconstrained training can shift parameters far from the original model, erasing prior knowledge. Our alignment strategies aim to limit this forgetting while preserving each expert’s ability to acquire new languages and maintaining the distributed efficiency of vanilla expert training.

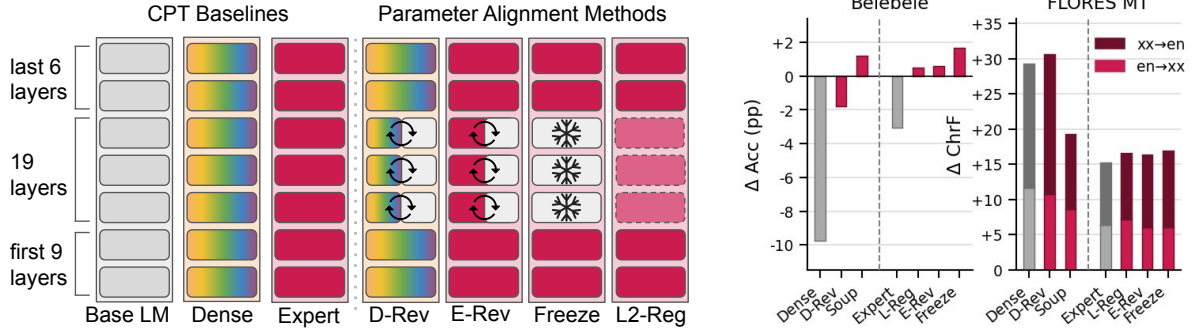


Figure 1: *Left*: Overview of parameter alignment strategies. The layer-aware methods regularize or replace middle-layer parameters while allowing the other layers to learn language-specific information; **Expert Soup** uniformly averages the baseline **Experts**. *Right*: Summarized downstream results; parameter alignment improves reading-comprehension retention, while Dense-Reverted preserves strong translation quality.

Specifically, motivated by evidence that the middle layers of transformer LMs encode language-neutral knowledge while the outer layers handle language-specific processing (e.g., Wendler et al., 2024), our strategies primarily constrain the model’s middle layers. Figure 1 summarizes our alignment strategies and baselines (§2.3): **Train-then-Revert** After training a dense model or a family expert, we reset the weights of the model’s **middle layers** back to the base model’s pre-trained weights, while keeping the updated weights of the first m and last n layers. Reverting middle layers post-hoc recovers general capabilities without requiring any retraining. This strategy was applied to both dense and expert settings, yielding two variants: **Dense-Reverted** and **Expert-Reverted**.

Layer Freezing Rather than correcting forgetting after training, the strategy enforces layer boundaries as a hard constraint *during* training: the middle layers are frozen while the first m and last n layers receive gradient updates. This prevents middle-layer drift, at the cost of reducing the model’s capacity to absorb new language information.

Layer-Range L2 We apply *L2 starting-point regularization* (L2-SP; Li et al. 2018), as adapted by Kumar et al. (2024), with layer-dependent penalty strengths, offering a soft alternative to layer freezing during training. This strategy adds $\mathcal{L}_{\text{reg}} = \sum_l \lambda_l \|\theta_l - \theta_l^0\|_2^2$ to the learning objective, where θ_l^0 are the weights of the base model and λ_l is set high for the middle layers ($\lambda_{\text{mid}} = 0.05$) and low for the outer layers ($\lambda_{\text{first}} = \lambda_{\text{last}} = 0.001$). The middle layers thus receive a strong anchor toward the pre-trained weights while the outer layers remain nearly unconstrained.

Expert Soup After training five vanilla family experts, we merge them into a single unified model by **uniformly averaging** their weights: $\theta_{\text{soup}} = \frac{1}{5} \sum_{f=1}^5 \theta_f$, where θ_f are the weights of family f ’s expert. Because all five experts are fine-tuned from the same base checkpoint for a relatively small number of steps, uniform averaging is a plausible model-soup baseline under the linear mode connectivity intuition for weight averaging (Wortsman et al., 2022).

2.3 Baselines

We compare our parameter alignment strategies to two multilingual CPT baselines:

Dense CPT trains a single model jointly on all considered languages without any forgetting mitigation or family-based data partitioning.

Family Expert Inspired by (Blevins et al., 2024), we extend the X-ELM framework to language families, training one expert per family on linguistically related data without regularization or post-hoc weight correction.

3 Experiments

3.1 Experimental Setup

Pre-training corpus We sample training data from MADLAD-400 (Kudugunta et al., 2023), a massively multilingual web corpus. To ensure a fair comparison across families of different sizes, we fix a budget of **5B tokens per family** (25B tokens total), distributing each family’s budget equally across its member languages. Language clusters are grouped based on genealogical relationships.¹

¹As documented in http://www.elinguistics.net/Language_Evolutionary_Tree.html.

Family	Training Languages	Held-Out Languages
Slavic	Macedonian (mk), Croatian (hr), Russian (ru), Slovak (sk), Serbian (sr), Ukrainian (uk)	Bulgarian (bg), Czech (cs), Polish (pl), Slovenian (sl), Lithuanian (lt), Latvian (lv)
Germanic	Afrikaans (af), Frisian (fy), Luxembourgish (lb), Danish (da), Dutch (nl), English (en)	Swedish (sv), Norwegian (no), Icelandic (is)
Indic	Bengali (bn), Hindi (hi), Kannada (kn), Malayalam (ml), Marathi (mr), Nepali (ne), Tamil (ta), Telugu (te)	Assamese (as), Gujarati (gu), Odia (or), Punjabi (pa), Sinhala (si), Urdu (ur), Sindhi (sd)
Austronesian	Samoan (sm), Javanese (jv), Cebuano (ceb), Filipino (fil), Indonesian (id), Malay (ms)	Ilocano (ilo), Waray (war), Malagasy (mg), Māori (mi), Sundanese (su)
Romance	Spanish (es), Portuguese (pt), French (fr), Galician (gl), Italian (it), Romanian (ro)	Catalan (ca)

Table 1: Language families, their training languages, and held-out languages for evaluating within-family generalization.

Documents are tokenized with the Gemma-3 tokenizer (Team et al., 2025) at a maximum sequence length of 2,048 tokens, with a 95%/5% train/validation split used for early stopping and per-language perplexity evaluation.

Base model All experiments use gemma-3-4b-pt (Team et al., 2025), a 4B-parameter decoder-only transformer with 34 layers. Since the released checkpoint is multimodal, we strip the vision sub-network before any CPT, ensuring all capability changes are attributable to CPT alone. All runs use bfloat16 precision and gradient checkpointing.

For all layer-aware strategies, we designate the first $m=9$ and last $n=6$ layers as flanking (trainable) layers and the middle 19 as the constrained region, motivated by evidence that middle layers encode language-neutral knowledge while outer layers handle language-specific processing (Bandarkar et al., 2025; Bandarkar and Peng, 2025; Wendler et al., 2024). We keep this layer range fixed across all families and strategies, then evaluate its task-specific consequences with the interpolation analysis in §4.

Training Dense CPT trains jointly on all 32 training languages for up to 50,000 steps. All per-family strategies were trained for up to $\sim 17,000$ steps (≈ 1 epoch), with early stopping (patience of 6 evaluations at 500-step intervals) across all strategies. For Layer-Range L2-SP, λ values were selected on one family’s validation perplexity and held fixed across all five families. Train-then-Revert and Expert Soup are applied post-hoc and require no additional training. Full hyperparameter details are in Appendix A.2.

Evaluation We evaluate in two directions: **language acquisition** and **general knowledge** re-

tention, using a **2-shot** setting throughout with lm-eval-harness (Gao et al., 2024). Benchmarks cover: *Perplexity* on held-out MADLAD text; *Belebele* (Bandarkar et al., 2024) (reading comprehension); *Global-PIQA* (Chang et al., 2025) (world-knowledge reasoning); and *FLORES-200* (Team et al., 2022) (ChrF, $XX \rightarrow EN$ and $EN \rightarrow XX$). Evaluations cover the 32 training languages and held-out relatives (Appendix A.1).

3.2 Language Acquisition

Table 2 summarizes the perplexity evaluation across all families and strategies for the *training languages*², while an analysis of model perplexity on held-out languages is in §3.5. Dense CPT and Family Expert are close in overall in-domain acquisition, with Dense marginally ahead on average (7.20 vs. 7.30; Table 2). The two strategies differ by family: Expert is clearly ahead on Romance (8.40 vs. 8.55) and comparable on Slavic (6.40 vs. 6.41), while Dense is much better on Austronesian (6.22 vs. 6.74) and slightly ahead on Germanic (7.18 vs. 7.23) and Indic (7.66 vs. 7.73). Austronesian and Romance show the largest per-family gaps, pointing in opposite directions: Dense’s Austronesian advantage is consistent with cross-family transfer benefiting a typologically diverse low-resource family, while Expert’s Romance advantage shows that family-level specialization can meaningfully outperform joint training when the family is well-represented in Gemma’s pretraining mixture.

We see more moderate perplexity improvements over the base model when training with parameter alignment strategies. Layer-Range L2-SP achieves moderate but consistent perplexity reductions across all families (e.g., Slavic mk: 6.70 \rightarrow

²Per-language breakdowns are in Appendix A.7 (Table 11).

6.36). Layer Freezing is comparable to Layer-Range L2-SP in acquisition strength but benefits from the hard constraint preventing middle-layer drift. The Revert variants (Dense-Reverted, Expert-Reverted) sacrifice perplexity gains relative to their non-reverted counterparts, confirming that middle-layer weights carry meaningful language-specific knowledge (e.g., Indic family average: Expert 10.07 \rightarrow 7.73; Expert-Reverted \rightarrow 9.07; Table 2), but they sit between the base model and the plain CPT model.

3.3 Catastrophic Forgetting on Downstream Tasks

We now evaluate our family-expert models on downstream tasks: Tables 3 and 4 summarize the Belebele and Global-PIQA results across language families and strategies, respectively³.

Dense CPT causes substantial forgetting on reading comprehension: Belebele accuracy drops 6.6–12.3 pp relative to the base model across families (e.g., English: 0.813 \rightarrow 0.674). Global-PIQA shows a more muted, family-dependent pattern (Table 4). Family Expert shows intermediate behavior: it preserves in-family Belebele accuracy better than Dense (e.g., Slavic: 0.726 vs. Dense 0.619).

Among parameter alignment strategies, **Layer Freezing** best preserves downstream performance on average, while **Layer-Range L2-SP** remains competitive and is especially useful when held-out perplexity is prioritized. Layer Freezing exceeds the base model on average for Belebele and Global-PIQA, and Layer-Range L2-SP stays close to the base on both tasks (e.g., English: Freeze 0.817, Layer-Reg 0.802 vs. base 0.813 on Belebele).

The Revert strategies partially recover from forgetting, Dense-Reverted recovers approximately 8 pp relative to Dense on Belebele, but remains below the base model on average, suggesting that post-hoc reversion of middle layers does not fully restore all general capabilities. Family Expert without reversion shows intermediate forgetting: in-domain language performance is preserved reasonably, but cross-family languages still show modest drops compared to the base. **Expert Soup** achieves the second-best average Belebele accuracy (0.711) after Layer Freezing (0.716), and is best on Germanic (0.761), exceeding both the individual Expert (0.756) and Expert-Reverted (0.760)

³The per-language breakdowns for each task are in Appendix A.7 (Tables 12–15)

and demonstrating that uniform weight averaging across all five family experts produces stronger comprehension retention than any individual family expert checkpoint. We also tested additional soups, including a freeze-best soup built from the strongest ablation family; on Belebele and Global-PIQA, it produced only minimal changes relative to the best existing method, with average deltas near zero across held-in and held-out splits (Appendix A.6).

3.4 Translation Quality (FLORES-200)

All CPT strategies improve translation performance over the base model, which averages 33.4 combined ChrF across families (Table 5). Appendix A.5 describes the FLORES decoding and post-truncation rescoring protocol used to keep evaluation comparable across checkpoints while matching the Gemma-3 technical report numbers as closely as possible (Team et al., 2025).

Dense-Reverted is the average leader at 54.0 ChrF, ahead of Dense (53.8) and \sim 7 points above the next tier (Soup 47.4, L-Reg 45.1, Freeze 44.7, E.-Rev. 44.5, Expert 44.1). The narrow Dense vs. Dense-Reverted gap shows that joint training already produces strong translation; reverting middle-layer weights primarily preserves comprehension (§3.3) without sacrificing translation.

Per family, Dense-Reverted wins four of five: Slavic (53.6), Germanic (59.5), Indic (44.2), and Romance (59.0). **Dense itself leads Austronesian (55.7 vs. Dense-Reverted 53.6),** the typologically diverse low-resource family where unconstrained joint training appears to extract the most translation gain. Per-family experts trail by larger margins on the difficult, non-Latin-script families (Indic Expert: 36.1 ChrF at PPL 7.73; Austronesian Expert: 25.0 ChrF at PPL 6.74); Soup recovers some of the gap (Indic 42.6, Austronesian 48.1), but Dense-Reverted still beats Soup on Indic and Austronesian (1.6 and 5.5 ChrF respectively).

3.5 Within-Family Generalization

A natural question is whether the benefits of family-expert CPT extend to unseen languages *within* the targeted family. We evaluate this setting across all four benchmarks on languages withheld from training in each family (see Table 1 as well as Appendix A.1 for the full list with per-benchmark coverage).⁴ Family-level held-out perplexity averages

⁴While these languages are held out during our CPT experiments, we are unable to confirm whether the base Gemma

Family	Base	Dense	Expert	D.-Rev.	E.-Rev.	Freeze	L.-Reg	Soup
Slavic	7.66	<u>6.41</u>	6.40	7.83	7.14	6.80	7.36	7.18
Germanic	11.41	7.18	<u>7.23</u>	10.20	9.08	7.82	9.78	9.90
Indic	10.07	7.66	<u>7.73</u>	9.38	9.07	8.39	9.54	8.83
Austronesian	11.78	6.22	6.74	10.20	9.36	7.80	10.33	10.10
Romance	10.01	<u>8.55</u>	8.40	10.35	9.23	8.81	9.54	9.28
Average	10.19	7.20	<u>7.30</u>	9.59	8.78	7.92	9.31	9.06

Table 2: Perplexity \downarrow on the validation split of each family’s training data, averaged over the training languages within that family. **Bold** = best per row; underline = within 0.2 of best.

Family	Base	Dense	Expert	D.-Rev.	E.-Rev.	Freeze	L.-Reg	Soup
Slavic	0.719	0.619	0.726	0.697	0.733	0.740	0.719	0.734
Germanic	<u>0.758</u>	0.642	<u>0.756</u>	0.729	<u>0.760</u>	<u>0.758</u>	0.755	0.761
Indic	<u>0.601</u>	0.535	<u>0.593</u>	0.596	<u>0.598</u>	<u>0.625</u>	0.621	0.629
Austronesian	0.668	0.587	0.661	0.667	0.685	0.698	0.680	0.682
Romance	0.748	0.625	0.746	0.716	<u>0.755</u>	0.759	0.745	0.749
Average	0.699	0.602	0.696	0.681	0.706	0.716	0.704	<u>0.711</u>

Table 3: Belebele accuracy \uparrow (2-shot), averaged over training languages within each family. **Bold** = best per row; underline = within 0.5 pp of best.

are reported in Table 9 (Appendix A.4).

Dense CPT hurts held-out languages:

Dense CPT increases held-out perplexity substantially across every family (e.g., Indic: 8.99 \rightarrow 14.70) and degrades held-out Belebele by 8–11 pp, confirming that catastrophic forgetting extends to typologically related unseen languages.

Soft regularization enables within-family transfer: Layer-Range L2-SP is the only strategy that consistently matches or *improves* held-out perplexity relative to the base model across all five families (Germanic: 8.56 \rightarrow 8.38; Indic: 8.99 \rightarrow 8.89; Slavic: 7.36 \rightarrow 7.18; Austronesian: 14.04 \rightarrow 14.02; Romance: 7.90 \rightarrow 7.69), never increasing it. Expert Soup achieves similar gains in four of five families, falling marginally short in Austronesian (14.17 vs. base 14.04). Freeze and Expert-Reverted improve held-out perplexity on a subset of families but sit slightly above base on the remaining ones, making them competitive but not uniformly improving. Vanilla family Experts degrade held-out perplexity in every family, most sharply for Austronesian (14.04 \rightarrow 28.35), where training on six Austronesian languages transfers poorly to the five held-out relatives.

On held-out Belebele, the ranking mirrors §3.3: Layer Freezing and Expert Soup stay within 1–2 pp of the base model on average, while Dense drops up to 11 pp (Slavic). No strategy surpasses the base

model is pretrained on them, as the model’s training data is not reported.

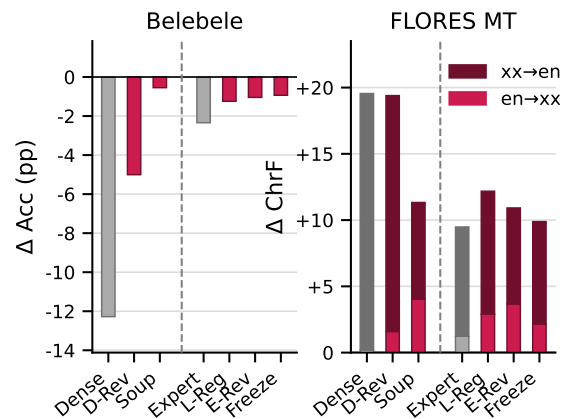


Figure 2: Held-out Belebele accuracy delta and FLORES MT ChrF delta relative to the base model, averaged over the five families.

model on comprehension on average, confirming that family-level CPT does not yield transferable comprehension gains for held-out relatives.

Translation generalizes; leaders shift by family: Unlike comprehension, translation quality generalizes to held-out languages: all CPT strategies improve ChrF over the base model (Figure 2). No single strategy dominates: **Dense-Reverted** leads Slavic (48.5); **Layer Freezing** leads Germanic (53.0, with Expert-Reverted 52.6 and Dense-Reverted 52.2 within 1 ChrF); **Expert Soup** leads Indic (35.2); **Layer-Range L2-SP** leads Austronesian (33.1, edging out Expert Soup 31.9 and Dense 31.4); and **Dense** narrowly leads Romance (58.5,

Family	Base	Dense	Expert	D.-Rev.	E.-Rev.	Freeze	L.-Reg	Soup
Slavic	0.798	0.792	0.808	0.792	0.802	<u>0.803</u>	0.780	0.800
Germanic	0.755	0.720	<u>0.760</u>	0.725	0.745	<u>0.750</u>	<u>0.760</u>	0.765
Indic	0.574	0.561	0.584	0.573	0.573	<u>0.580</u>	0.564	0.584
Austronesian	0.635	0.652	0.630	0.635	0.650	0.660	0.645	0.632
Romance	0.699	0.737	0.707	0.729	0.703	0.701	0.698	0.708
Average	0.692	0.692	<u>0.698</u>	0.691	<u>0.695</u>	0.699	0.689	<u>0.698</u>

Table 4: Global-PIQA accuracy \uparrow (2-shot), averaged over evaluation languages within each family. **Bold** = best per row; underline = within 0.5 pp of best.

Family	Base	Dense	Expert	D.-Rev.	E.-Rev.	Freeze	L.-Reg	Soup
Slavic	33.6	<u>52.7</u>	47.4	53.6	48.6	45.7	44.1	46.2
Germanic	34.8	<u>59.0</u>	57.0	59.5	57.1	58.0	49.4	50.4
Indic	29.9	<u>43.5</u>	36.1	44.2	40.7	40.1	36.2	42.6
Austronesian	33.8	55.7	25.0	53.6	27.8	35.2	42.4	48.1
Romance	35.0	<u>58.2</u>	55.0	59.0	48.2	44.3	53.1	49.6
Average	33.4	<u>53.8</u>	44.1	54.0	44.5	44.7	45.1	47.4

Table 5: FLORES-200 ChrF \uparrow (2-shot), averaged over both translation directions (en \rightarrow xx and xx \rightarrow en) and training languages within each family. **Bold** = best per row; underline = within 1 ChrF point of best.

with Dense-Reverted 58.3 within 0.2 ChrF). Per-direction breakdowns in Appendix A.8.

4 Understanding Layer-Aware Adaptation

The layer-aware design strategies in this work manipulate the middle layers based on prior findings that a model’s middle layers encode more reasoning knowledge, while the outer layers are more involved in language understanding. Having observed the downstream results in the prior section, we examine whether this design choice aligns with where forgetting occurs in our trained models. We find that middle-layer drift is the strongest causal contributor to comprehension degradation, aligning with our design assumptions, but that translation quality has a different layer-sensitivity profile.

4.1 Causal Analysis of Layer Drift

First, we analyze whether middle-layer drift merely correlates with forgetting or causally contributes to the loss of downstream performance. Specifically, we perform a targeted interpolation analysis on the unregularized Dense CPT model. For a layer group G , we replace only that group’s parameters with $\theta_G(\alpha) = \theta_G^0 + \alpha(\theta_G^{\text{Dense}} - \theta_G^0)$, while keeping all other layers fixed to the Dense CPT checkpoint. Thus $\alpha=0$ reverts the selected layer group to the base model and $\alpha=1$ recovers the original Dense CPT parameters for that group. We sweep $\alpha \in \{0, 0.25, 0.5, 0.75, 1\}$ over the first (9),

middle (19), and last (6) layer groups and evaluate held-in language Belebele accuracy and ChrF for FLORES.

Figure 3 shows that Belebele degradation after CPT is primarily driven by middle-layer drift: restoring Dense CPT drift in the middle layers produces a monotonic 7.69 point drop, more than twice the first-layer effect and an order of magnitude larger than the last-layer control. This holds even though the first layers undergo greater absolute parameter change than the middle layers, indicating that the location of drift matters more than its magnitude for comprehension.

The FLORES sweep shows a different pattern. After applying the same post-truncation scoring protocol used in our main FLORES tables, first- and middle-layer interpolation have little effect on ChrF in either translation direction, whereas restoring drift in the final layer group substantially improves translation quality. This mismatch suggests that the layer locations most responsible for comprehension forgetting are not necessarily the same locations that control translation behavior. More broadly, the result argues for task-specific validation of layer ranges rather than assuming that middle-layer preservation is universally optimal. Per-family trends are reported in Appendix A.3.

4.2 Layer Design and Task-Specific Trade-offs

The causal interpolation result supports middle-layer alignment as a useful design principle, but

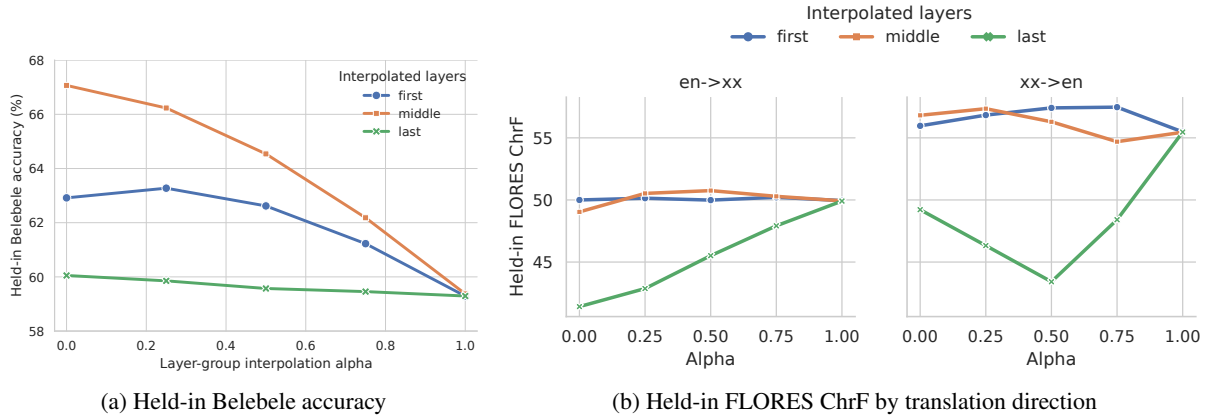


Figure 3: Layer interpolation between the base model and Dense CPT. All non-interpolated layers are kept at their Dense CPT values. Panel (a) reports held-in Belebele accuracy; panel (b) reports held-in FLORES ChrF separately for $en \rightarrow xx$ and $xx \rightarrow en$ directions.

it does not indicate a clean universal partition of multilingual knowledge across layers. Instead, our results suggest that both forgetting and layer-wise parameter design are task-dependent. For comprehension and reasoning-style tasks, middle-layer preservation is clearly beneficial: Layer Freezing and Layer-Range L2-SP best preserve Belebele and Global-PIQA performance, and the interpolation sweep shows that middle-layer drift is the largest contributor to Belebele degradation.

The pattern differs for perplexity and generative tasks, such as FLORES. Dense CPT achieves the lowest perplexity and the second-best translation performance on average, despite exhibiting the worst downstream knowledge retention. In the FLORES interpolation sweep, first- and middle-layer drift have little effect after post-truncation scoring, while restoring final-layer drift substantially improves ChrF. This suggests that translation quality in our setup depends more on output behavior and generation compatibility than on the middle-layer drift that drives Belebele forgetting.

These insights can inform future design choices when adapting multilingual experts for a specific task or downstream setting. Hard constraints (Layer Freezing) best preserve comprehension and reasoning, while softer constraints (Layer-Range L2-SP) better balance language acquisition against forgetting; post-hoc reversion can correct a trained model at certain layers without retraining but the optimal layer range should be selected with the target evaluation behavior in mind, as our interpolation experiments with FLORES show. In sum, the optimal constraint type and location remain

task-dependent, leaving room for future work to tune layer ranges and regularization strengths for specific objectives.

5 Related Work

Multilingual Pretraining Scaling multilingual language models through dense pretraining has been approached via architectural changes (Goyal et al., 2021), cross-lingual objectives (Conneau and Lample, 2019; Chi et al., 2022), and multilingual data curation (Le Scao et al., 2023; Fujii et al., 2024; Zosa et al., 2025). However, dense multilingual models are fundamentally constrained by the curse of multilinguality (Conneau et al., 2020): a fixed parameter budget forces trade-offs between language coverage and per-language quality.

A complementary line of work targets specific language groups: Chronopoulou et al. (2023) show that organizing training around language families reduces cross-language interference, and family-targeted pretraining improves low-resource generalization (Ogueji et al., 2021; Ogunremi et al., 2023; Downey et al., 2024). Our work adopts language families as the natural grouping for expert training, combining targeted data curation with embarrassingly parallel training.

Expert Language Modeling Branch-Train-Merge (Li et al., 2022) introduces parallel expert training: independent models are fine-tuned from a shared initialization and combined at inference time, eliminating synchronization overhead. X-ELM (Blevins et al., 2024) applies this paradigm to the multilingual setting, training bilingual experts that can be added on demand. Crucially, X-

ELM sidesteps catastrophic forgetting by never modifying existing experts, but does not investigate strategies to mitigate forgetting *within* each expert during training.

Multilingual Catastrophic Forgetting Catastrophic forgetting (McCloskey and Cohen, 1989; Kirkpatrick et al., 2017) is a central challenge when adapting pretrained models to new languages. Khelli et al. (2025) find that partial parameter sharing can mitigate forgetting in multilingual CPT, while Owodunni and Kumar (2025) study layer-selective fine-tuning but find no clear advantage of parameter-efficient methods over full fine-tuning. However, these analyses focus exclusively on dense models. Our work addresses this gap by studying forgetting in language-family experts and proposing parameter alignment strategies for the distributed expert setting.

6 Conclusion

In this work, we investigate whether layer-aware parameter alignment mitigates catastrophic forgetting when specializing multilingual models into language-family experts with CPT. We evaluate five alignment strategies and two unregularized baselines across five typologically diverse families, 32 training languages, and held-out relatives on perplexity and three downstream benchmarks. Our experiments reveal that the acquisition-forgetting frontier is fundamentally strategy- and task-dependent, with no single strategy dominating across all evaluation axes. Moreover, causal analysis of layer-wise parameter changes further supports these results by confirming that middle-layer drift is the primary driver of comprehension degradation, while FLORES translation follows a different layer-sensitivity profile that depends more on final-layer drift. Taken together, these findings indicate that CPT strategy selection should be driven by the target setting (such as translation-heavy, comprehension-critical, balanced, or broad-coverage) rather than by a single aggregate metric.

Limitations

All experiments use a single 4B-parameter model (Gemma-3 4B) with a fixed budget of 5B tokens per family from one web corpus (MADLAD-400); we do not evaluate whether strategy rankings transfer to other model scales, architectures, or data regimes. The individual strategies are not themselves novel and each builds on established tech-

niques, so our contribution is the systematic comparison under a unified protocol and the practical guidelines that emerge, rather than new forgetting-mitigation methods. Our guidelines (§4.2) are derived from post-hoc empirical comparison; we do not provide a principled method for automatically selecting a strategy given a target language set and task distribution. Finally, as shown in §3.4, perplexity is an incomplete proxy for language acquisition: strategies with similar held-in perplexity diverge sharply on downstream translation and comprehension benchmarks, highlighting the need for cross-lingual evaluation metrics earlier in the pipeline.

Acknowledgments

We would like to thank Eugene Jang for feedback on the initial project idea and giving detailed and helpful comments on our draft. We would also like to thank Sanjana Londhe who helped us in designing the Figure 1 for our draft.

This work used H200 GPUs at NCSA DeltaAI through allocation CIS251341 from the Advanced Cyberinfrastructure Coordination Ecosystem: Services & Support (ACCESS) program, which is supported by U.S. National Science Foundation grants #2138259, #2138286, #2138307, #2137603, and #2138296 (Boerner et al., 2023).

References

- Lucas Bandarkar, Davis Liang, Benjamin Muller, Mikel Artetxe, Satya Narayan Shukla, Donald Husa, Naman Goyal, Abhinandan Krishnan, Luke Zettlemoyer, and Madian Khabsa. 2024. [The belebele benchmark: a parallel reading comprehension dataset in 122 language variants](#). In *Proceedings of the 62nd Annual Meeting of the Association for Computational Linguistics (Volume 1: Long Papers)*, pages 749–775, Bangkok, Thailand. Association for Computational Linguistics.
- Lucas Bandarkar, Benjamin Muller, Prithiv Yuvraj, Rui Hou, Nayan Singhal, Hongjiang Lv, and Bing Liu. 2025. [Layer swapping for zero-shot cross-lingual transfer in large language models](#).
- Lucas Bandarkar and Nanyun Peng. 2025. [The unreasonable effectiveness of model merging for cross-lingual transfer in LLMs](#). In *Proceedings of the 5th Workshop on Multilingual Representation Learning (MRL 2025)*, pages 131–148, Suzhou, China. Association for Computational Linguistics.
- Terra Blevins, Tomasz Limisiewicz, Suchin Gururangan, Margaret Li, Hila Gonen, Noah A. Smith, and Luke Zettlemoyer. 2024. [Breaking the curse of multilinguality with cross-lingual expert language models](#).

- In *Proceedings of the 2024 Conference on Empirical Methods in Natural Language Processing*, pages 10822–10837, Miami, Florida, USA. Association for Computational Linguistics.
- Timothy J. Boerner, Stephen Deems, Thomas R. Furlani, Shelley L. Knuth, and John Towns. 2023. [Access: Advancing innovation: Nsf’s advanced cyberinfrastructure coordination ecosystem: Services & support](#). In *Practice and Experience in Advanced Research Computing 2023: Computing for the Common Good*, PEARC ’23, page 173–176, New York, NY, USA. Association for Computing Machinery.
- Tyler A. Chang, Catherine Arnett, Abdelrahman Eldeskey, Abdelrahman Sadallah, Abeer Kashar, Abolade Daud, Abosede Grace Olanahun, Adamu Labaran Mohammed, Adeyemi Praise, Adhikarinayum Meerajita Sharma, Aditi Gupta, et al. 2025. [Global piqa: Evaluating physical commonsense reasoning across 100+ languages and cultures](#).
- Zewen Chi, Shaohan Huang, Li Dong, Shuming Ma, Bo Zheng, Saksham Singhal, Payal Bajaj, Xia Song, Xian-Ling Mao, Heyan Huang, and Furu Wei. 2022. [XLM-E: Cross-lingual language model pre-training via ELECTRA](#). In *Proceedings of the 60th Annual Meeting of the Association for Computational Linguistics (Volume 1: Long Papers)*, pages 6170–6182, Dublin, Ireland. Association for Computational Linguistics.
- Alexandra Chronopoulou, Dario Stojanovski, and Alexander Fraser. 2023. [Language-family adapters for low-resource multilingual neural machine translation](#). In *Proceedings of the Sixth Workshop on Technologies for Machine Translation of Low-Resource Languages (LoResMT 2023)*, pages 59–72, Dubrovnik, Croatia. Association for Computational Linguistics.
- Alexis Conneau, Kartikay Khandelwal, Naman Goyal, Vishrav Chaudhary, Guillaume Wenzek, Francisco Guzmán, Edouard Grave, Myle Ott, Luke Zettlemoyer, and Veselin Stoyanov. 2020. [Unsupervised cross-lingual representation learning at scale](#). In *Proceedings of the 58th Annual Meeting of the Association for Computational Linguistics*, pages 8440–8451, Online. Association for Computational Linguistics.
- Alexis CONNEAU and Guillaume Lample. 2019. [Cross-lingual language model pretraining](#). In *Advances in Neural Information Processing Systems*, volume 32. Curran Associates, Inc.
- Longxu Dou, Qian Liu, Guangtao Zeng, Jia Guo, Jiahui Zhou, Wei Lu, and Min Lin. 2024. [Sailor: Open language models for south-east asia](#).
- C. M. Downey, Terra Blevins, Dhvani Serai, Dwija Parikh, and Shane Steinert-Threlkeld. 2024. [Targeted multilingual adaptation for low-resource language families](#). In *Findings of the Association for Computational Linguistics: EMNLP 2024*, pages 15647–15663, Miami, Florida, USA. Association for Computational Linguistics.
- Kazuki Fujii, Taishi Nakamura, Mengsay Loem, Hiroki Iida, Masanari Ohi, Kakeru Hattori, Hirai Shota, Sakae Mizuki, Rio Yokota, and Naoaki Okazaki. 2024. [Continual pre-training for cross-lingual llm adaptation: Enhancing japanese language capabilities](#).
- Leo Gao, Jonathan Tow, Baber Abbasi, Stella Biderman, Sid Black, Anthony DiPofi, Charles Foster, Laurence Golding, Jeffrey Hsu, Alain Le Noac’h, Haonan Li, Kyle McDonell, Niklas Muennighoff, Chris Ociepa, Jason Phang, Laria Reynolds, Hailey Schoelkopf, Aviya Skowron, Lintang Sutawika, Eric Tang, Anish Thite, Ben Wang, Kevin Wang, and Andy Zou. 2024. [The language model evaluation harness](#).
- Naman Goyal, Jingfei Du, Myle Ott, Giri Anantharaman, and Alexis Conneau. 2021. [Larger-scale transformers for multilingual masked language modeling](#). In *Proceedings of the 6th Workshop on Representation Learning for NLP (ReplANLP-2021)*, pages 29–33, Online. Association for Computational Linguistics.
- Maria Khelli, Samuel Cahyawijaya, Ayu Purwarianti, and Genta Indra Winata. 2025. [What causes knowledge loss in multilingual language models?](#) In *Proceedings of the Fourth Workshop on NLP Applications to Field Linguistics*, pages 15–25, Vienna, Austria. Association for Computational Linguistics.
- James Kirkpatrick, Razvan Pascanu, Neil Rabinowitz, Joel Veness, Guillaume Desjardins, Andrei A Rusu, Kieran Milan, John Quan, Tiago Ramalho, Agnieszka Grabska-Barwinska, et al. 2017. [Overcoming catastrophic forgetting in neural networks](#). *Proceedings of the national academy of sciences*, 114(13):3521–3526.
- Sneha Kudugunta, Isaac Caswell, Biao Zhang, Xavier Garcia, Derrick Xin, Aditya Kusupati, Romi Stella, Ankur Bapna, and Orhan Firat. 2023. [Madlad-400: A multilingual and document-level large audited dataset](#). *Advances in Neural Information Processing Systems*, 36:67284–67296.
- Saurabh Kumar, Henrik Marklund, and Benjamin Van Roy. 2024. [Maintaining plasticity in continual learning via regenerative regularization](#).
- Teven Le Scao, Angela Fan, Christopher Akiki, Ellie Pavlick, Suzana Ilić, Daniel Hesslow, Roman Castagné, et al. 2023. [Bloom: A 176b-parameter open-access multilingual language model](#).
- Margaret Li, Suchin Gururangan, Tim Dettmers, Mike Lewis, Tim Althoff, Noah A. Smith, and Luke Zettlemoyer. 2022. [Branch-train-merge: Embarrassingly parallel training of expert language models](#).

- Xuhong Li, Yves Grandvalet, and Franck Davoine. 2018. Explicit inductive bias for transfer learning with convolutional networks. In *Proceedings of the 35th International Conference on Machine Learning (ICML)*, pages 2830–2839. PMLR.
- Michael McCloskey and Neal J. Cohen. 1989. Catastrophic interference in connectionist networks: The sequential learning problem. volume 24 of *Psychology of Learning and Motivation*, pages 109–165. Academic Press.
- Kelechi Ogueji, Yuxin Zhu, and Jimmy Lin. 2021. Small data? no problem! exploring the viability of pretrained multilingual language models for low-resourced languages. In *Proceedings of the 1st Workshop on Multilingual Representation Learning*, pages 116–126, Punta Cana, Dominican Republic. Association for Computational Linguistics.
- Tolulope Ogunremi, Dan Jurafsky, and Christopher D. Manning. 2023. Mini but mighty: Efficient multilingual pretraining with linguistically-informed data selection. In *Findings of the Association for Computational Linguistics: EACL 2023*, pages 1251–1266, Dubrovnik, Croatia. Association for Computational Linguistics.
- Abraham Toluwase Owodunni and Sachin Kumar. 2025. Continually adding new languages to multilingual language models.
- Gemma Team, Aishwarya Kamath, Johan Ferret, Shreya Pathak, Nino Vieillard, Ramona Merhej, Sarah Perrin, Tatiana Matejovicova, Alexandre Ramé, Morgane Rivière, Louis Rouillard, Thomas Mesnard, Geoffrey Cideron, Jean bastien Grill, Sabela Ramos, Edouard Yvinec, Michelle Casbon, Etienne Pot, Ivo Penchev, Gaël Liu, Francesco Visin, et al. 2025. *Gemma 3 technical report*.
- NLLB Team, Marta R. Costa-jussà, James Cross, Onur Çelebi, Maha Elbayad, Kenneth Heafield, Kevin Hefernan, Elahe Kalbassi, Janice Lam, Daniel Licht, Jean Maillard, Anna Sun, Skyler Wang, Guillaume Wenzek, Al Youngblood, Bapi Akula, Loic Barrault, Gabriel Mejia Gonzalez, Prangthip Hansanti, John Hoffman, Semarley Jarrett, Kaushik Ram Sadagopan, Dirk Rowe, Shannon Spruit, Chau Tran, Pierre Andrews, Necip Fazil Ayan, Shruti Bhosale, Sergey Edunov, Angela Fan, Cynthia Gao, Vedanuj Goswami, Francisco Guzmán, Philipp Koehn, Alexandre Mourachko, Christophe Ropers, Safiyyah Saleem, Holger Schwenk, and Jeff Wang. 2022. No language left behind: Scaling human-centered machine translation.
- Chris Wendler, Veniamin Veselovsky, Giovanni Monea, and Robert West. 2024. Do llamas work in English? on the latent language of multilingual transformers. In *Proceedings of the 62nd Annual Meeting of the Association for Computational Linguistics (Volume 1: Long Papers)*, pages 15366–15394, Bangkok, Thailand. Association for Computational Linguistics.
- Mitchell Wortsman, Gabriel Ilharco, Samir Ya Gadre, Rebecca Roelofs, Raphael Gontijo-Lopes, Ari S Morcos, Hongseok Namkoong, Ali Farhadi, Yair Carmon, Simon Kornblith, and Ludwig Schmidt. 2022. Model soups: averaging weights of multiple fine-tuned models improves accuracy without increasing inference time. In *Proceedings of the 39th International Conference on Machine Learning*, volume 162 of *Proceedings of Machine Learning Research*, pages 23965–23998. PMLR.
- Yiran Zhao, Chaoqun Liu, Yue Deng, Jiahao Ying, Mahani Aljunied, Zhaodonghui Li, Lidong Bing, Hou Pong Chan, Yu Rong, Deli Zhao, and Wenxuan Zhang. 2025. Babel: Open multilingual large language models serving over 90% of global speakers.
- Elaine Zosa, Jouni Luoma, Kai Hakala, Antti Virtanen, Mika Koistinen, and Jonathan Burdge. 2025. Continued Pretraining: A Practical Playbook for Language-Specific LLM Adaptation — rocm.blogs.amd.com. <https://rocm.blogs.amd.com/artificial-intelligence/multilingual-continued-pretraining/README.html>. [Accessed 29-03-2026].

Family	Code	Language	PPL	Belebele	PIQA	FLORES
Slavic	bg	Bulgarian	✓	✓	✓	✓
	cs	Czech	✓	✓	✓	✓
	lt	Lithuanian	✓	✓	✓	✓
	pl	Polish	✓	✓	✓	✓
	sl	Slovenian	✓	✓	✓	✓
	lv	Latvian	✓	✓	—	✓
Germanic	is	Icelandic	✓	✓	✓	✓
	no	Norwegian	✓	✓	✓	✓
	sv	Swedish	✓	✓	✓	✓
Indic	as	Assamese	✓	✓	✓	✓
	gu	Gujarati	✓	✓	✓	✓
	or	Odia	✓	✓	—	✓
	pa	Punjabi	✓	✓	✓	✓
	sd	Sindhi	✓	✓	✓	✓
	si	Sinhala	✓	✓	✓	✓
	ur	Urdu	✓	✓	✓	✓
Austronesian	ilo	Ilocano	✓	✓	—	✓
	mi	Māori	✓	✓	—	✓
	su	Sundanese	✓	✓	—	✓
	war	Waray	✓	✓	—	✓
	mg	Malagasy	✓	✓	—	✓
Romance	ca	Catalan	✓	✓	✓	✓

Table 6: Held-out evaluation languages per benchmark. ✓ = evaluated; — = not available in that benchmark’s task suite. PPL = held-out perplexity; FLORES results cover both EN→XX and XX→EN directions.

A Appendix

A.1 Held-Out Evaluation Languages

Table 6 lists all held-out languages evaluated in §3.5, grouped by family, together with their benchmark coverage. Languages are excluded from the CPT training set but belong to the same family as the training languages, allowing us to probe within-family generalization. Not all languages are available across every benchmark: Latvian (lv) and Odia (or) lack Global-PIQA coverage, and the held-out Austronesian languages (Ilocano, Malagasy, Māori, Sundanese, Waray) are not represented in Global-PIQA. German (de) is excluded from the Germanic held-out results because it was absent from the current held-out table coverage.

A.2 Training Hyperparameters and Fairness Controls

Tables 7 and 8 summarize the optimization settings used for the Gemma-3 4B experiments.

Layer Freezing learning rate. Although Layer Freezing updates only $\sim 44\%$ of parameters, we intentionally keep the learning rate unchanged across all per-family strategies. With fewer trainable parameters, the per-parameter gradient signal is more concentrated, partially compensating for the reduced capacity. We verified that validation loss converges before the patience window expires across all families, indicating the schedule does not under-train this strategy.

Layer-Range L2-SP λ selection. We selected λ values by sweeping over a small grid on one family’s validation perplexity and held the chosen values fixed across all five families. While a full ablation is infeasible given our compute budget, the consistent performance of Layer-Range L2-SP across all families and tasks suggests the method is reasonably robust to this hyperparameter choice.

A.3 Causal Layer Interpolation by Family

Figures 4 and 5 expand the causal interpolation analysis from §4.1 by reporting held-in Belebele accuracy and FLORES ChrF separately for each language family. For Belebele, the middle-layer curve degrades monotonically across all five families, while first-layer interpolation has a smaller effect and last-layer interpolation is nearly flat. FLORES shows a different task profile: middle-layer interpolation has only

Hyperparameter	Dense CPT
Training data	All five families
Corpus budget	25B tokens total
Maximum steps	50,000
Learning rate	5×10^{-5}
Warmup / scheduler	500 steps / cosine
Batching	Per-device batch size 4, gradient accumulation 12, sequence length 2048, packed sequences
Validation	Every 1000 steps
Early stopping	Patience 3, threshold 0.001
Optimizer defaults	Weight decay 0.01, max gradient norm 1.0, seed 42, bfloat16, gradient checkpointing
Layer treatment	All layers trainable

Table 7: Training configuration for Dense CPT on Gemma-3 4B.

Hyperparameter	Family Expert	Layer Freezing	Layer-Range L2-SP
Training data	One family	One family	One family
Corpus budget	5B tokens/family	5B tokens/family	5B tokens/family
Maximum steps	16,954	16,954	16,954
Learning rate	2×10^{-5}	2×10^{-5}	2×10^{-5}
Warmup / scheduler	200 steps / cosine	200 steps / cosine	200 steps / cosine
Batching	Per-device batch size 4, gradient accumulation 12, sequence length 2048, packed sequences		
Validation	Every 500 steps	Every 500 steps	Every 500 steps
Early stopping	Patience 6, threshold 0.005	Patience 6, threshold 0.005	Patience 6, threshold 0.005
Optimizer defaults	Weight decay 0.01, max gradient norm 1.0, seed 42, bfloat16, gradient checkpointing		
Layer treatment	All layers trainable	Freeze layers 9–27; train layers 0–8 and 28–33	L2-SP on all layers; $\lambda_{\text{mid}}=0.05$, $\lambda_{\text{outer}}=0.001$

Table 8: Training configuration for family-specific expert variants on Gemma-3 4B.

small family-level effects after post-truncation scoring, while restoring final-layer CPT drift improves ChrF for every family, most strongly for Austronesian.

A.4 Held-Out Language Perplexity

Table 9 reports perplexity on the held-out (unseen) languages for each family, complementing the training-language perplexity in Table 2. Results show that Dense CPT substantially *increases* perplexity on unseen relatives across all families, while Layer-Range L2-SP and Expert Soup are the only strategies that consistently match or improve upon the base model.

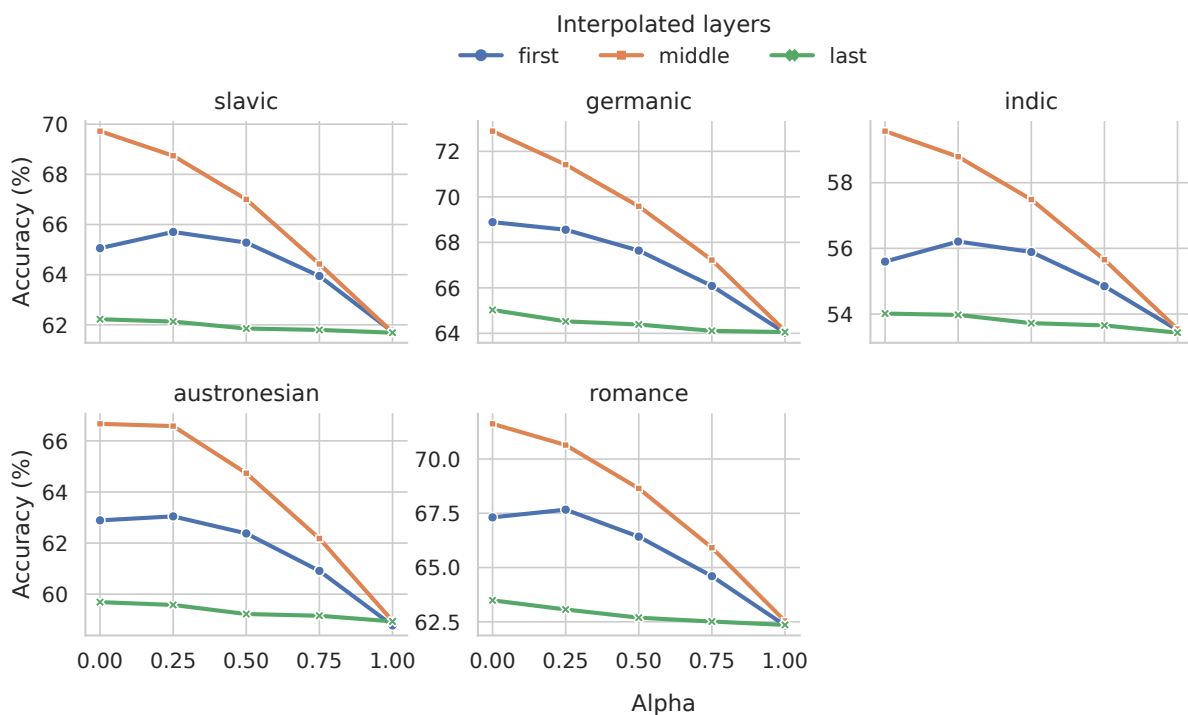


Figure 4: Held-in Belebele accuracy under first-, middle-, and last-layer interpolation, broken down by language family.

Family	Base	Dense	Expert	D.-Rev.	E.-Rev.	Freeze	L.-Reg	Soup
Slavic	7.36	9.16	7.64	8.91	7.40	7.34	7.18	7.10
Germanic	8.56	11.44	9.23	10.48	8.63	8.65	8.38	8.30
Indic	<u>8.99</u>	14.70	9.76	13.15	9.38	9.33	8.89	<u>8.94</u>
Austronesian	<u>14.04</u>	28.36	28.35	21.37	16.29	18.54	14.02	<u>14.17</u>
Romance	7.90	9.07	7.93	9.25	<u>7.74</u>	<u>7.64</u>	<u>7.69</u>	7.57
Average	<u>9.37</u>	14.55	12.58	12.63	9.89	10.30	<u>9.23</u>	9.22

Table 9: Perplexity \downarrow on held-out (unseen) languages, averaged over each family’s held-out relatives (see Table 6 for the full language list). German (de) excluded from Germanic. These languages were withheld from CPT training entirely; results probe within-family generalization. For per-family strategies, the Expert column reports the model trained on that row’s family evaluated on its own held-out relatives. **Bold** = best per row; underline = within 0.2 of best.

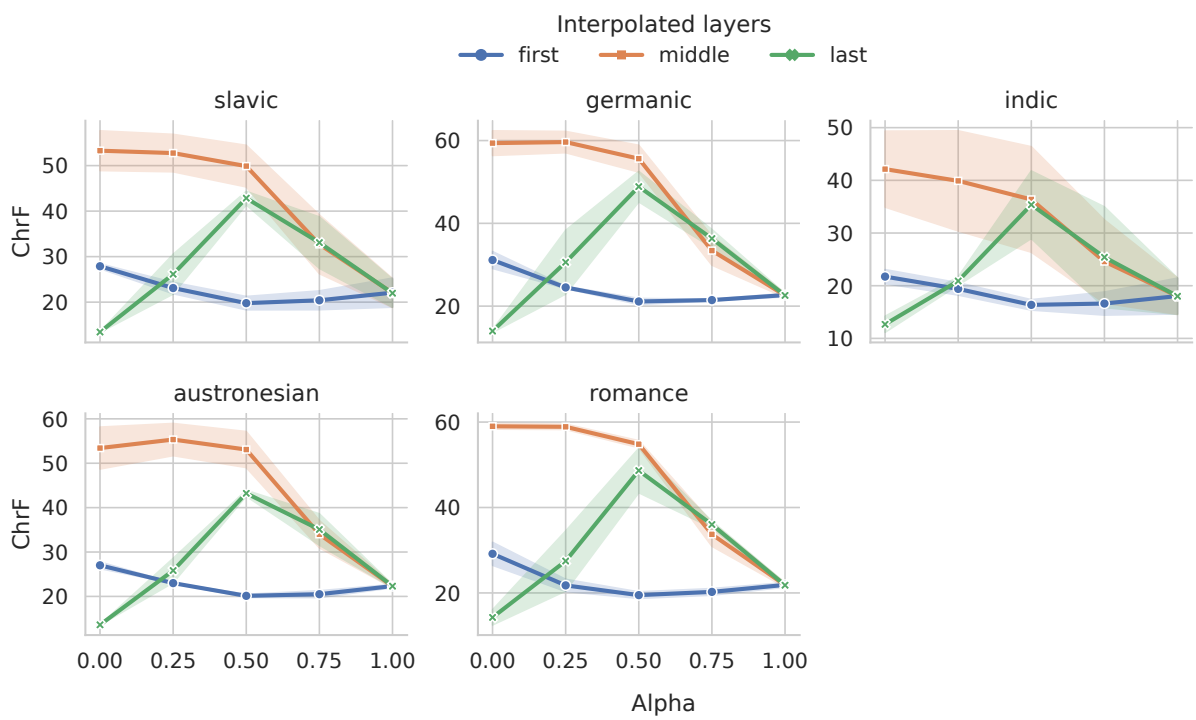


Figure 5: Held-in FLORES ChrF under first-, middle-, and last-layer interpolation, broken down by language family.

A.5 FLORES-200 Evaluation Protocol

As described in §3.1, we evaluate FLORES-200 with lm-eval-harness in a 2-shot setting and report corpus ChrF for both EN→XX and XX→EN directions. Our initial goal was to match the Gemma-3 technical report’s FLORES setup as closely as possible for the shared base model (Team et al., 2025). However, exact replication was not possible with the default lm-eval-harness task configuration, since newline stopping could terminate some base-model generations before a translation was produced.

We therefore use a uniform post-truncation protocol for all checkpoints. After generation, we strip leading whitespace, keep only the text before the first generated newline or literal \n, and score the remaining span against the reference with ChrF. This keeps decoding and scoring comparable across the base model, Dense CPT, family experts, reverted checkpoints, Layer Freezing, Layer-Range L2-SP, and Expert Soup. The resulting FLORES numbers should therefore be read as a controlled comparison under a shared evaluation pipeline, rather than as a direct reproduction of the Gemma-3 technical report score.

A.6 Additional Model Soup Results

Table 10 summarizes an additional freeze-best soup, constructed by uniformly averaging the freeze models, the strongest ablation family in our main downstream results. Across Belebele and Global-PIQA, this soup changes performance only minimally relative to the best existing paper method.

Benchmark	Split	Freeze-Best Soup	Δ vs. Best
Belebele	Held-in	0.718	+0.002
Belebele	Held-out	0.650	-0.003
Global-PIQA	Held-in	0.692	-0.007
Global-PIQA	Held-out	0.642	-0.004

Table 10: Average accuracy of the freeze-best soup on Belebele and Global-PIQA. Δ is relative to the best existing method in the main paper tables for the same benchmark and split.

A.7 Per-Language Results Tables

Tables 11–15 report per-language results for perplexity and all downstream benchmarks. For each language, the Expert, E.-Rev. Freeze and L.Reg columns report the model trained on that language’s family (e.g., the Slavic expert for Croatian and Russian). All other strategy columns (Dense, D.-Rev., Soup) are single models evaluated across all languages.

Family	Language	Base	Dense	Expert	D.-Rev.	E.-Rev.	Freeze	L.-Reg	Soup
Slavic	Macedonian (mk)	6.70	4.96	<u>5.06</u>	6.58	5.93	5.50	6.36	6.11
Slavic	Croatian (hr)	8.42	6.90	6.90	8.45	7.86	7.42	8.07	7.90
Slavic	Russian (ru)	10.37	<u>9.41</u>	9.21	10.83	9.94	9.58	10.00	9.91
Slavic	Slovak (sk)	7.25	<u>6.14</u>	6.12	7.47	6.71	6.49	6.98	6.72
Slavic	Serbian (sr)	7.03	5.45	<u>5.58</u>	7.03	6.47	6.04	6.75	6.57
Slavic	Ukrainian (uk)	6.20	<u>5.59</u>	5.51	6.59	5.92	5.76	6.01	5.89
Germanic	Afrikaans (af)	11.24	7.41	7.71	10.13	9.43	8.54	10.49	9.92
Germanic	Frisian (fy)	14.89	4.86	5.28	11.70	9.05	6.20	10.33	11.20
Germanic	Luxembourgish (lb)	14.32	5.61	6.08	9.80	9.30	7.00	11.08	11.77
Germanic	Danish (da)	7.42	<u>6.14</u>	6.09	7.64	6.98	6.42	7.06	6.92
Germanic	Dutch (nl)	8.69	<u>7.53</u>	7.40	9.20	8.31	<u>7.73</u>	8.25	8.18
Germanic	English (en)	11.91	<u>11.51</u>	10.83	12.70	11.40	<u>11.03</u>	11.44	11.42
Indic	Bengali (bn)	13.47	<u>11.05</u>	10.99	12.88	12.49	11.75	12.85	12.31
Indic	Hindi (hi)	10.17	<u>8.47</u>	8.39	9.92	9.49	8.89	9.67	9.52
Indic	Kannada (kn)	7.73	5.35	<u>5.49</u>	6.87	6.70	6.05	7.23	6.53
Indic	Malayalam (ml)	7.94	5.69	<u>5.79</u>	7.25	7.00	6.39	7.47	6.73
Indic	Marathi (mr)	10.83	8.25	<u>8.28</u>	10.30	9.79	8.99	10.17	9.44
Indic	Nepali (ne)	11.72	8.11	<u>8.40</u>	10.18	10.14	9.28	11.24	9.95
Indic	Tamil (ta)	11.49	8.78	<u>8.88</u>	10.92	10.46	9.72	10.92	9.91
Indic	Telugu (te)	7.16	5.54	<u>5.58</u>	6.73	6.52	6.04	6.78	6.20
Austronesian	Samoan (sm)	11.39	4.00	4.65	8.31	7.89	5.62	9.16	9.39
Austronesian	Javanese (jv)	17.58	6.45	7.69	13.27	12.19	9.69	14.81	14.36
Austronesian	Cebuano (ceb)	10.12	4.63	5.29	8.24	7.81	6.45	8.99	8.72
Austronesian	Filipino (fil)	10.10	5.32	5.61	8.97	8.41	6.42	8.48	8.54
Austronesian	Indonesian (id)	10.89	8.74	<u>8.85</u>	11.40	10.20	9.57	10.40	9.99
Austronesian	Malay (ms)	10.60	8.20	<u>8.38</u>	11.00	9.68	9.06	10.12	9.59
Romance	Spanish (es)	10.81	9.93	9.63	11.62	10.22	9.97	10.39	10.19
Romance	Portuguese (pt)	10.12	9.09	8.81	10.76	9.48	9.14	9.65	9.48
Romance	French (fr)	9.47	8.55	8.33	9.99	8.93	8.68	9.10	8.78
Romance	Galician (gl)	11.19	8.21	<u>8.37</u>	10.87	9.60	8.82	10.48	10.06
Romance	Italian (it)	10.77	<u>8.94</u>	8.77	11.07	10.04	9.39	10.27	10.03
Romance	Romanian (ro)	7.67	<u>6.56</u>	6.50	7.77	7.12	6.84	7.32	7.16

Table 11: Per-language perplexity \downarrow on held-out validation text. Expert, E.-Rev., Freeze, and L.-Reg columns each report the model trained on that language’s family; all other columns are single models. **Bold** = best per row; underline = within 0.2 of best.

Family	Language	Base	Dense	Expert	D.-Rev.	E.-Rev.	Freeze	L.-Reg	Soup
Slavic	Macedonian (mk)	0.684	0.626	0.702	0.679	0.706	0.714	0.688	0.696
Slavic	Croatian (hr)	0.727	0.606	0.736	0.690	0.739	0.757	0.734	0.751
Slavic	Russian (ru)	0.730	0.606	0.720	0.689	0.738	<u>0.742</u>	0.721	0.746
Slavic	Slovak (sk)	0.744	0.638	0.737	0.699	0.744	<u>0.750</u>	0.731	0.751
Slavic	Serbian (sr)	0.708	0.628	0.736	0.713	0.740	0.751	0.720	0.739
Slavic	Ukrainian (uk)	0.722	0.610	0.726	0.713	0.733	0.726	0.717	0.724
Germanic	Afrikaans (af)	0.734	0.617	0.747	0.696	0.741	0.733	<u>0.742</u>	<u>0.742</u>
Germanic	Danish (da)	0.743	0.624	0.740	0.716	<u>0.753</u>	<u>0.754</u>	0.743	0.756
Germanic	Dutch (nl)	0.742	0.653	0.742	0.728	0.738	0.732	0.736	0.748
Germanic	English (en)	0.813	0.674	0.793	0.777	0.807	<u>0.811</u>	0.798	0.798
Indic	Bengali (bn)	0.654	0.550	0.616	0.620	0.652	0.663	0.650	0.653
Indic	Hindi (hi)	0.514	0.539	0.567	0.598	0.554	0.628	0.620	0.616
Indic	Kannada (kn)	<u>0.601</u>	0.518	0.569	0.573	0.567	<u>0.598</u>	0.589	0.602
Indic	Malayalam (ml)	0.632	0.532	0.616	0.608	0.620	0.647	0.639	0.664
Indic	Marathi (mr)	0.649	0.539	0.617	0.612	0.633	0.646	0.656	<u>0.654</u>
Indic	Nepali (ne)	0.574	0.547	0.564	0.583	0.568	0.599	0.608	0.624
Indic	Tamil (ta)	0.617	0.543	0.613	0.597	0.618	<u>0.623</u>	0.619	0.628
Indic	Telugu (te)	0.568	0.509	0.584	0.574	0.571	0.600	0.590	0.592
Austronesian	Javanese (jv)	0.542	0.522	0.569	0.613	0.611	0.627	0.600	0.594
Austronesian	Cebuano (ceb)	0.658	0.570	0.633	0.646	0.681	0.704	0.659	0.673
Austronesian	Filipino (fil)	0.698	0.617	0.689	0.692	0.702	0.714	<u>0.711</u>	<u>0.713</u>
Austronesian	Indonesian (id)	0.706	0.613	0.702	0.681	0.709	0.719	0.708	0.710
Austronesian	Malay (ms)	0.738	0.613	0.710	0.701	0.722	0.724	0.723	0.721
Romance	Spanish (es)	0.732	0.638	0.737	0.726	<u>0.742</u>	0.743	0.743	0.729
Romance	Portuguese (pt)	0.759	0.647	0.748	0.716	0.761	0.769	0.748	<u>0.766</u>
Romance	French (fr)	<u>0.779</u>	0.644	0.774	0.748	0.783	<u>0.781</u>	0.764	<u>0.779</u>
Romance	Italian (it)	0.724	0.600	0.732	0.702	0.740	0.748	0.724	0.736
Romance	Romanian (ro)	0.746	0.597	0.739	0.690	<u>0.748</u>	0.753	0.747	0.738

Table 12: Per-language Belebele accuracy \uparrow (2-shot). Expert, E.-Rev., Freeze, and L.-Reg columns each report the model trained on that language’s family; all other columns are single models. **Bold** = best per row; underline = within 0.5 pp of best.

Family	Language	Base	Dense	Expert	D.-Rev.	E.-Rev.	Freeze	L.-Reg	Soup
Slavic	hr	0.76	0.76	0.75	0.76	0.76	0.78	0.74	0.76
Slavic	mk	0.72	0.76	0.79	0.72	0.73	0.75	0.70	0.71
Slavic	ru	0.80	0.76	0.79	0.80	0.80	0.81	0.79	0.80
Slavic	sk	0.83	0.81	0.82	0.84	0.84	0.81	0.81	0.82
Slavic	sr	0.87	0.88	0.87	0.86	0.84	0.86	0.84	0.88
Slavic	uk	0.81	0.78	0.83	0.77	0.84	0.81	0.80	0.83
Germanic	en	0.78	0.76	0.78	0.78	0.76	0.78	0.78	0.78
Germanic	nl	0.73	0.68	0.74	0.67	0.73	0.72	0.74	0.75
Indic	bn	0.53	0.47	0.48	0.50	0.52	0.53	0.54	0.50
Indic	hi	0.51	0.55	0.55	0.56	0.55	0.56	0.51	0.56
Indic	kn	0.53	0.55	0.53	0.55	0.53	0.48	0.50	0.52
Indic	ml	0.68	0.59	0.70	0.60	0.66	0.68	0.69	0.67
Indic	mr	0.54	0.51	0.53	0.51	0.50	0.53	0.51	0.53
Indic	ne	0.55	0.57	0.61	0.58	0.57	0.61	0.53	0.63
Indic	ta	0.59	0.60	0.57	0.60	0.57	0.56	0.58	0.57
Indic	te	0.66	0.65	0.70	0.68	0.68	0.69	0.65	0.69
Austronesian	fil	0.73	0.71	0.71	0.69	0.72	0.70	0.73	0.73
Austronesian	id	0.72	0.67	0.64	0.67	0.68	0.74	0.72	0.65
Austronesian	jv	0.57	0.63	0.60	0.60	0.63	0.63	0.60	0.61
Austronesian	ms	0.52	0.60	0.57	0.58	0.57	0.57	0.53	0.54
Romance	fr (can)	0.83	0.82	0.85	0.83	0.82	0.81	0.85	0.83
Romance	fr (fran)	0.59	0.64	0.61	0.57	0.59	0.62	0.62	0.62
Romance	pt (braz)	0.76	0.83	0.76	0.83	0.75	0.75	0.76	0.78
Romance	pt (port)	0.71	0.73	0.73	0.73	0.72	0.71	0.68	0.71
Romance	es (mexi)	0.84	0.86	0.86	0.85	0.86	0.88	0.87	0.88
Romance	es (peru)	0.53	0.47	0.52	0.46	0.53	0.51	0.52	0.52
Romance	es (spai)	0.76	0.74	0.78	0.74	0.79	0.79	0.76	0.79
Romance	it	0.81	0.82	0.78	0.83	0.78	0.78	0.77	0.77
Romance	ro	0.46	0.72	0.47	0.72	0.49	0.46	0.45	0.47

Language identifiers follow Global-PIQA’s original naming (e.g. fr (Canadian)).

Table 13: Per-language Global-PIQA accuracy \uparrow (2-shot). Expert, E.-Rev., Soup, Freeze, and L.-Reg columns each report the model trained on that language’s family; all other columns are single models. **Bold** = best per row; underline = within 0.5 pp of best.

Family	Language	Base	Dense	Expert	D.-Rev.	E.-Rev.	Freeze	L.-Reg	Soup
Slavic	Croatian (hr)	23.1	<u>55.7</u>	45.0	56.4	48.1	42.8	44.3	44.1
Slavic	Macedonian (mk)	27.8	<u>57.3</u>	49.5	58.8	49.8	50.2	39.6	40.8
Slavic	Russian (ru)	22.2	<u>56.7</u>	38.2	57.1	38.6	36.8	37.6	39.4
Slavic	Slovak (sk)	25.4	<u>56.1</u>	47.9	56.7	51.9	45.0	44.2	49.3
Slavic	Serbian (sr)	29.0	<u>56.2</u>	51.2	58.3	51.7	49.2	42.5	45.4
Slavic	Ukrainian (uk)	28.5	<u>58.9</u>	47.0	60.0	47.6	45.3	42.2	46.1
Germanic	Afrikaans (af)	20.2	<u>69.7</u>	65.4	70.8	58.8	64.8	46.1	46.8
Germanic	Danish (da)	21.9	<u>64.4</u>	59.1	64.8	61.2	61.3	44.6	49.4
Germanic	Luxembourgish (lb)	36.0	<u>56.5</u>	56.5	61.5	<u>62.9</u>	63.8	57.7	52.7
Germanic	Dutch (nl)	25.1	54.8	50.5	53.4	<u>50.3</u>	45.4	44.8	39.8
Indic	Bengali (bn)	21.2	<u>50.5</u>	30.2	51.9	40.6	41.0	30.9	44.2
Indic	Hindi (hi)	21.3	<u>51.4</u>	32.1	55.5	44.8	47.8	34.2	48.0
Indic	Kannada (kn)	34.2	<u>44.9</u>	36.0	46.5	44.1	42.3	40.0	49.6
Indic	Malayalam (ml)	31.7	<u>44.1</u>	36.8	46.3	44.8	<u>45.7</u>	38.4	44.7
Indic	Marathi (mr)	30.1	<u>48.8</u>	35.1	51.9	46.3	43.7	37.3	47.7
Indic	Nepali (ne)	24.8	<u>53.6</u>	38.5	55.3	45.6	46.4	37.0	48.9
Indic	Tamil (ta)	27.9	<u>45.1</u>	34.9	47.7	44.7	42.8	36.6	46.5
Indic	Telugu (te)	33.0	<u>42.4</u>	35.4	46.6	45.5	43.3	36.4	45.3
Austronesian	Cebuano (ceb)	40.0	<u>58.4</u>	12.0	60.2	18.4	31.7	46.3	56.2
Austronesian	Filipino (fil)	29.9	<u>60.8</u>	17.0	61.8	23.2	32.7	44.0	51.1
Austronesian	Indonesian (id)	19.1	<u>59.4</u>	20.5	62.3	24.2	37.5	40.1	50.5
Austronesian	Javanese (jv)	29.4	55.2	16.4	<u>55.1</u>	21.9	35.4	39.0	47.8
Austronesian	Malay (ms)	20.1	<u>60.9</u>	21.5	63.2	25.6	34.5	38.8	50.9
Austronesian	Samoan (sm)	35.5	49.6	28.2	47.4	36.0	38.7	39.1	39.4
Romance	Spanish (es)	28.2	55.0	42.8	<u>54.7</u>	30.2	29.9	43.9	36.5
Romance	French (fr)	25.4	<u>63.8</u>	56.1	63.9	45.1	42.7	51.2	49.9
Romance	Italian (it)	27.2	54.9	48.8	<u>54.3</u>	37.4	29.3	46.9	36.8
Romance	Portuguese (pt)	24.2	<u>61.9</u>	57.9	64.8	42.8	38.5	51.0	48.1
Romance	Romanian (ro)	30.8	<u>59.0</u>	60.5	59.0	50.1	40.2	57.1	51.5

Table 14: Per-language FLORES-200 ChrF \uparrow (xx \rightarrow en, 2-shot). Expert, E.-Rev., Freeze, and L.-Reg columns each report the model trained on that language’s family; all other columns are single models. **Bold** = best per row; underline = within 1 ChrF point of best.

Family	Language	Base	Dense	Expert	D.-Rev.	E.-Rev.	Freeze	L.-Reg	Soup
Slavic	Croatian (hr)	36.9	<u>52.7</u>	50.7	52.8	<u>52.1</u>	49.6	49.2	48.9
Slavic	Macedonian (mk)	40.3	46.6	51.4	49.4	<u>51.0</u>	46.1	49.4	<u>50.6</u>
Slavic	Russian (ru)	43.3	<u>51.3</u>	46.1	51.6	49.8	45.2	41.1	47.7
Slavic	Slovak (sk)	45.5	43.6	45.5	<u>44.6</u>	<u>44.7</u>	44.4	43.8	43.9
Slavic	Serbian (sr)	35.2	<u>48.7</u>	49.2	48.1	<u>48.6</u>	45.6	48.1	<u>49.0</u>
Slavic	Ukrainian (uk)	45.3	<u>48.9</u>	47.6	<u>48.9</u>	49.5	48.1	47.0	<u>49.2</u>
Germanic	Afrikaans (af)	40.9	65.3	63.9	64.0	62.0	<u>64.7</u>	57.5	61.4
Germanic	Danish (da)	55.5	60.8	62.1	<u>63.7</u>	63.9	<u>63.6</u>	55.6	60.5
Germanic	Luxembourgish (lb)	39.2	48.0	45.9	44.2	44.0	<u>47.3</u>	39.5	42.1
Germanic	Dutch (nl)	40.0	52.3	52.3	53.5	<u>53.5</u>	<u>53.5</u>	49.7	50.3
Indic	Bengali (bn)	34.1	41.8	38.1	<u>40.9</u>	35.5	35.5	35.3	39.5
Indic	Hindi (hi)	27.9	43.5	40.6	45.2	41.5	40.4	39.2	43.3
Indic	Kannada (kn)	35.8	37.6	38.4	36.8	37.8	38.1	39.9	38.0
Indic	Malayalam (ml)	33.0	34.2	35.3	32.9	<u>34.7</u>	33.8	32.7	34.0
Indic	Marathi (mr)	26.8	38.5	34.0	35.7	<u>32.6</u>	32.9	33.7	36.6
Indic	Nepali (ne)	29.8	46.0	42.6	43.6	40.0	41.5	41.4	40.1
Indic	Tamil (ta)	33.5	41.2	37.4	38.1	38.3	36.7	38.1	39.5
Indic	Telugu (te)	34.1	31.7	32.9	33.1	33.7	29.7	28.7	35.5
Austronesian	Cebuano (ceb)	38.9	54.4	25.3	46.8	32.0	29.8	46.8	46.7
Austronesian	Filipino (fil)	44.2	57.0	25.6	55.0	28.1	29.9	45.7	53.6
Austronesian	Indonesian (id)	41.4	<u>63.6</u>	28.4	64.0	33.6	37.5	52.1	<u>63.5</u>
Austronesian	Javanese (jv)	37.3	<u>39.7</u>	20.9	42.0	23.6	29.5	40.4	<u>36.9</u>
Austronesian	Malay (ms)	53.0	61.7	43.9	62.9	47.3	47.8	57.7	60.9
Austronesian	Samoan (sm)	16.6	47.5	40.4	21.9	20.1	36.8	19.3	19.3
Romance	Spanish (es)	41.3	<u>53.2</u>	51.2	53.6	50.4	45.8	<u>53.0</u>	48.8
Romance	French (fr)	36.7	<u>65.4</u>	63.2	65.6	61.0	58.0	60.8	61.6
Romance	Italian (it)	44.7	<u>53.5</u>	52.8	54.5	51.4	48.2	<u>54.1</u>	48.4
Romance	Portuguese (pt)	40.2	<u>65.1</u>	63.3	65.4	61.2	59.0	<u>62.4</u>	61.0
Romance	Romanian (ro)	51.2	50.1	53.2	54.4	52.4	51.3	51.2	<u>53.5</u>

Table 15: Per-language FLORES-200 ChrF \uparrow (en \rightarrow xx, 2-shot). Expert, E.-Rev., Freeze, and L.-Reg columns each report the model trained on that language’s family; all other columns are single models. **Bold** = best per row; underline = within 1 ChrF point of best.

A.8 Per-Language Held-Out Results Tables

Tables 16–20 report per-language results on the *held-out* (unseen) languages for each family, complementing the family-averaged perplexity in Table 9 and the summary in Figure 2. For each held-out language, the Expert, E.-Rev., Freeze and L.-Reg columns report the model trained on that language’s family; Dense, D.-Rev., and Soup are single global models. German (de) is excluded from Germanic throughout; Austronesian languages are absent from Global-PIQA and Odia/Latvian are absent from PIQA individually (shown as “—”).

Family	Language	Base	Dense	Expert	D.-Rev.	E.-Rev.	Freeze	L.-Reg	Soup
Slavic	Bulgarian (bg)	6.46	8.44	7.21	7.83	6.59	6.58	<u>6.31</u>	6.23
Slavic	Czech (cs)	7.90	8.54	<u>7.75</u>	8.94	7.78	<u>7.70</u>	<u>7.69</u>	7.56
Slavic	Lithuanian (lt)	7.38	9.80	<u>7.56</u>	9.07	7.44	<u>7.37</u>	<u>7.24</u>	7.17
Slavic	Latvian (lv)	<u>6.43</u>	8.59	6.67	8.03	6.52	<u>6.45</u>	<u>6.31</u>	6.29
Slavic	Polish (pl)	7.87	9.40	7.82	9.61	7.90	7.79	<u>7.64</u>	7.51
Slavic	Slovenian (sl)	8.09	11.07	8.85	10.02	8.18	8.13	<u>7.90</u>	7.82
Germanic	Icelandic (is)	<u>8.05</u>	15.52	10.30	11.39	8.48	8.70	7.98	8.11
Germanic	Norwegian (no)	8.43	9.48	8.35	9.63	8.33	8.26	<u>8.20</u>	8.03
Germanic	Swedish (sv)	9.20	10.36	9.04	10.63	9.09	8.99	8.95	8.74
Indic	Assamese (as)	<u>10.28</u>	14.60	11.25	12.69	10.44	10.60	10.19	10.43
Indic	Gujarati (gu)	7.30	11.37	7.37	11.63	7.64	7.39	<u>7.10</u>	7.04
Indic	Odia (or)	<u>4.62</u>	5.49	4.86	5.56	4.79	4.79	<u>4.63</u>	4.56
Indic	Punjabi (pa)	<u>5.12</u>	6.44	5.31	6.26	5.26	5.22	<u>5.05</u>	5.01
Indic	Sindhi (sd)	<u>12.87</u>	27.31	14.94	20.30	13.48	13.45	12.81	13.20
Indic	Sinhala (si)	7.46	18.03	9.01	14.88	8.35	8.48	<u>7.47</u>	<u>7.47</u>
Indic	Urdu (ur)	15.29	23.43	15.55	23.36	15.69	15.38	<u>14.98</u>	14.87
Austronesian	Ilocano (ilo)	25.41	41.52	35.42	34.96	28.09	29.36	<u>25.14</u>	25.13
Austronesian	Malagasy (mg)	<u>9.97</u>	26.90	28.91	16.00	11.45	12.44	9.96	10.29
Austronesian	Māori (mi)	14.10	38.98	38.41	24.91	18.06	22.23	<u>14.26</u>	14.45
Austronesian	Sundanese (su)	17.15	35.12	35.29	27.85	20.27	25.11	<u>17.25</u>	17.57
Austronesian	Waray (war)	<u>3.57</u>	4.00	3.72	3.78	<u>3.55</u>	<u>3.56</u>	<u>3.48</u>	3.39
Romance	Catalan (ca)	7.90	8.71	7.93	9.12	<u>7.74</u>	<u>7.64</u>	<u>7.69</u>	7.57

Table 16: Per-language held-out perplexity \downarrow . Expert, E.-Rev., Freeze, and L.-Reg columns each report the model trained on that language’s family; all other columns are single models. **Bold** = best per row; underline = within threshold of best. German (de) excluded from Germanic.

Family	Language	Base	Dense	Expert	D.-Rev.	E.-Rev.	Freeze	L.-Reg	Soup
Slavic	Bulgarian (bg)	0.707	0.643	0.714	0.724	0.722	0.731	0.710	0.718
Slavic	Czech (cs)	0.756	0.629	0.734	0.716	0.748	0.744	0.734	0.748
Slavic	Lithuanian (lt)	0.724	0.631	0.721	0.686	0.730	0.739	0.700	0.716
Slavic	Latvian (lv)	0.732	0.604	0.699	0.670	<u>0.728</u>	0.732	0.716	0.707
Slavic	Polish (pl)	0.707	0.606	0.692	0.679	0.703	0.714	0.687	0.709
Slavic	Slovenian (sl)	0.723	0.607	0.699	0.692	0.712	0.723	0.700	0.716
Germanic	Icelandic (is)	0.664	0.551	0.636	0.618	0.634	0.637	0.646	0.656
Germanic	Norwegian (no)	0.743	0.670	0.714	<u>0.742</u>	0.737	0.737	<u>0.739</u>	0.737
Germanic	Swedish (sv)	0.759	0.677	0.748	0.738	0.747	0.751	0.751	<u>0.756</u>
Indic	Assamese (as)	0.560	0.464	0.539	0.536	0.549	0.560	0.550	0.548
Indic	Gujarati (gu)	0.593	0.517	0.578	0.563	0.582	<u>0.591</u>	0.587	0.571
Indic	Odia (or)	0.542	0.444	0.519	0.504	0.527	0.531	0.526	0.536
Indic	Punjabi (pa)	0.618	0.527	0.598	0.590	0.613	0.611	0.613	0.626
Indic	Sindhi (sd)	0.478	0.423	0.473	0.471	0.456	0.503	0.467	<u>0.501</u>
Indic	Sinhala (si)	<u>0.607</u>	0.480	0.586	0.572	0.600	0.594	0.609	<u>0.604</u>
Indic	Urdu (ur)	0.637	0.562	0.609	0.637	0.637	0.619	0.597	0.624
Austronesian	Ilocano (ilo)	<u>0.410</u>	0.370	0.384	0.379	0.397	0.402	0.411	0.398
Austronesian	Malagasy (mg)	0.529	0.447	0.481	0.448	0.522	0.501	0.523	<u>0.527</u>
Austronesian	Māori (mi)	0.367	0.306	0.304	0.320	0.341	0.292	0.350	0.351
Austronesian	Sundanese (su)	0.578	0.441	0.527	0.488	0.561	0.550	0.552	0.570
Austronesian	Waray (war)	0.550	0.454	0.462	0.468	0.527	0.501	0.523	0.530
Romance	Catalan (ca)	0.752	0.658	0.731	0.728	0.746	0.739	0.741	0.752

Table 17: Per-language held-out Belebele accuracy \uparrow . Expert, E.-Rev., Freeze, and L.-Reg columns each report the model trained on that language’s family; all other columns are single models. **Bold** = best per row; underline = within threshold of best. German (de) excluded from Germanic.

Family	Language	Base	Dense	Expert	D.-Rev.	E.-Rev.	Freeze	L.-Reg	Soup
Slavic	Bulgarian (bg)	0.680	0.690	0.710	0.700	0.670	0.650	0.700	0.750
Slavic	Czech (cs)	0.670	0.580	0.620	0.600	0.640	0.640	0.670	0.640
Slavic	Lithuanian (lt)	0.560	0.480	0.550	0.500	0.560	0.570	0.590	0.540
Slavic	Polish (pl)	0.700	0.660	0.690	0.650	0.700	0.700	0.670	0.650
Slavic	Slovenian (sl)	0.620	0.590	0.640	0.570	0.660	0.680	0.650	0.660
Germanic	Icelandic (is)	0.560	0.530	0.540	0.510	0.570	0.540	0.560	0.550
Germanic	Norwegian (no)	0.640	0.600	0.680	0.620	0.650	0.640	0.650	0.630
Germanic	Swedish (sv)	0.760	0.760	0.810	0.750	0.790	0.760	0.780	0.830
Indic	Assamese (as)	0.420	0.420	0.440	0.450	0.440	0.400	0.430	0.470
Indic	Gujarati (gu)	0.580	0.550	0.560	0.570	0.590	0.560	0.590	0.570
Indic	Punjabi (pa)	0.550	0.510	0.470	0.490	0.490	0.500	0.490	0.480
Indic	Sindhi (sd)	0.470	0.400	0.440	0.340	0.430	0.460	0.460	0.410
Indic	Sinhala (si)	0.460	0.510	0.460	0.460	0.460	0.460	0.480	0.500
Indic	Urdu (ur)	0.720	0.660	0.680	0.710	0.690	0.700	0.710	0.720
Romance	Catalan (ca)	0.730	0.740	0.690	0.710	0.720	0.720	0.700	0.740

Table 18: Per-language held-out Global-PIQA accuracy \uparrow . Expert, E.-Rev., Freeze, and L.-Reg columns each report the model trained on that language’s family; all other columns are single models. **Bold** = best per row; underline = within threshold of best. German (de) excluded from Germanic.

Family	Language	Base	Dense	Expert	D.-Rev.	E.-Rev.	Freeze	L.-Reg	Soup
Slavic	Bulgarian (bg)	25.6	<u>56.9</u>	48.4	57.8	50.6	46.5	41.4	43.8
Slavic	Czech (cs)	25.3	<u>57.7</u>	49.5	59.2	52.7	45.5	43.5	49.5
Slavic	Lithuanian (lt)	28.9	<u>50.6</u>	44.7	51.4	49.0	43.0	43.9	45.1
Slavic	Latvian (lv)	37.6	<u>57.5</u>	50.2	57.8	55.3	51.9	48.7	52.0
Slavic	Polish (pl)	24.8	51.7	38.6	<u>51.6</u>	41.3	34.9	41.9	40.8
Slavic	Slovenian (sl)	25.9	55.4	43.6	<u>54.5</u>	48.3	44.5	44.2	44.5
Germanic	Icelandic (is)	42.4	50.6	<u>51.7</u>	50.5	51.8	<u>51.7</u>	<u>51.5</u>	49.0
Germanic	Norwegian (no)	24.0	<u>59.8</u>	46.7	60.0	56.4	58.6	42.9	40.6
Germanic	Swedish (sv)	21.9	61.2	57.0	62.8	57.6	59.2	45.3	48.5
Indic	Assamese (as)	33.5	40.1	31.0	42.2	36.3	37.9	33.8	<u>41.6</u>
Indic	Gujarati (gu)	28.8	49.9	35.2	55.0	39.6	44.3	35.4	47.4
Indic	Odia (or)	44.4	40.9	37.0	41.3	38.9	40.5	37.1	44.9
Indic	Punjabi (pa)	38.4	50.0	38.8	53.7	43.7	48.7	36.5	47.4
Indic	Sindhi (sd)	34.8	45.6	34.6	<u>45.4</u>	40.0	44.2	36.6	<u>45.3</u>
Indic	Sinhala (si)	38.8	39.9	36.0	42.6	39.8	43.4	36.3	44.6
Indic	Urdu (ur)	28.6	50.7	32.4	52.5	42.8	44.2	34.1	45.2
Austronesian	Ilocano (ilo)	40.1	36.9	28.8	30.5	31.9	32.7	39.4	38.6
Austronesian	Malagasy (mg)	35.0	31.1	24.8	25.7	29.2	29.5	38.6	<u>38.2</u>
Austronesian	Māori (mi)	28.0	24.9	21.9	19.6	21.4	20.8	<u>30.7</u>	30.9
Austronesian	Sundanese (su)	31.2	48.9	20.8	<u>48.2</u>	26.0	37.7	42.5	<u>48.1</u>
Austronesian	Waray (war)	41.1	53.7	19.3	56.5	28.7	39.2	48.9	53.9
Romance	Catalan (ca)	31.0	60.1	50.5	59.0	41.0	32.1	53.5	36.4

Table 19: Per-language held-out FLORES-200 ChrF (xx \rightarrow en) \uparrow . Expert, E.-Rev., Freeze, and L.-Reg columns each report the model trained on that language’s family; all other columns are single models. **Bold** = best per row; underline = within threshold of best. German (de) excluded from Germanic.

Family	Language	Base	Dense	Expert	D.-Rev.	E.-Rev.	Freeze	L.-Reg	Soup
Slavic	Bulgarian (bg)	35.7	43.1	48.5	50.6	52.8	50.3	35.4	51.3
Slavic	Czech (cs)	36.7	42.9	43.3	46.0	<u>45.7</u>	42.1	32.8	41.7
Slavic	Lithuanian (lt)	25.9	34.9	41.4	<u>40.6</u>	<u>41.0</u>	38.0	33.8	<u>40.9</u>
Slavic	Latvian (lv)	43.4	32.5	41.7	38.4	45.7	43.3	<u>45.7</u>	<u>45.1</u>
Slavic	Polish (pl)	35.2	34.0	35.5	31.5	<u>39.1</u>	34.0	<u>37.2</u>	39.3
Slavic	Slovenian (sl)	33.4	38.8	42.4	42.9	45.1	<u>44.6</u>	34.9	42.9
Germanic	Icelandic (is)	32.0	18.9	27.8	25.4	36.0	31.3	37.5	34.9
Germanic	Norwegian (no)	40.7	51.1	47.5	53.9	50.0	55.0	23.2	43.6
Germanic	Swedish (sv)	46.2	59.0	59.9	60.7	63.6	62.4	60.2	60.6
Indic	Assamese (as)	15.9	12.0	17.9	13.7	19.7	19.7	20.7	17.9
Indic	Gujarati (gu)	28.9	14.7	25.7	16.5	28.1	26.1	32.7	34.7
Indic	Odia (or)	19.1	8.1	14.5	7.9	15.8	13.7	16.8	17.8
Indic	Punjabi (pa)	33.5	19.5	27.3	21.6	27.9	28.0	34.0	<u>34.0</u>
Indic	Sindhi (sd)	16.4	4.5	9.2	4.9	12.9	14.0	16.4	14.0
Indic	Sinhala (si)	25.4	3.0	7.8	3.4	12.4	9.9	25.1	<u>24.3</u>
Indic	Urdu (ur)	26.5	19.0	27.2	20.0	28.2	29.9	24.9	33.3
Austronesian	Ilocano (ilo)	18.1	21.3	9.4	17.9	12.0	11.7	19.0	14.0
Austronesian	Malagasy (mg)	23.1	9.5	9.6	12.9	18.8	16.6	26.6	14.8
Austronesian	Māori (mi)	16.9	15.0	17.4	7.4	9.1	9.3	14.9	13.8
Austronesian	Sundanese (su)	32.3	29.4	15.6	27.3	17.3	19.2	31.3	29.3
Austronesian	Waray (war)	30.9	43.6	17.4	40.9	27.8	20.7	38.7	37.1
Romance	Catalan (ca)	49.3	56.9	<u>58.5</u>	57.6	57.8	55.3	59.0	55.3

Table 20: Per-language held-out FLORES-200 ChrF (en→xx) \uparrow . Expert, E.-Rev., Freeze, and L.-Reg columns each report the model trained on that language’s family; all other columns are single models. **Bold** = best per row; underline = within threshold of best. German (de) excluded from Germanic.