
ARTIFICIAL INTELLIGENCE AS A REAL GAME TO ENLIGHTEN SCIENCE EDUCATION FOR DISABLED STUDENTS IN RURAL NEW MEXICO

Nelson Uloma Egundu

Department of Computer Science and Education
New Mexico Highland University
New Mexico, United States of America
Madujibeyauloma@yahoo.com

Gil R. Gallegos

Department of Computer and Mathematics
New Mexico Highland University
New Mexico, United States of America

June 2, 2026

ABSTRACT

Artificial Intelligence (AI) has emerged as a transformative innovation in inclusive science education for disabled learners in rural New Mexico. Using a mixed-method design that combined multiple linear regression and an Artificial Neural Network (ANN) model, this study examined $N = 120$ students (grades 6–10) and 15 instructors across four rural schools. The AI-based learning intervention predicted student performance with high accuracy ($R^2 = 0.92, p < 0.05$), and experimental results showed a 32% improvement in science concept retention, 27% in laboratory performance, and 42% in student engagement after the intervention. These findings demonstrate that AI-driven pedagogy can serve as a transformative equaliser, improving engagement, comprehension, and accessibility for disabled learners. The study concludes that AI is a promising tool for achieving equitable science education in underserved rural settings.

Keywords Artificial Intelligence · Inclusive Education · Rural Science Education · Disability · ANN · Regression · Digital Equity

1 Introduction

New Mexico's rural schools face persistent challenges in delivering equitable science education to students with disabilities. Many of these communities grapple with shortages of specialised science teachers, limited laboratory resources, and infrastructure constraints [Education Network, 2025, Blanton, 2023]. For example, high-disability rural regions, including parts of New Mexico, tend to have below-average broadband internet access, exacerbating educational inequities [Blanton, 2023].

Inclusion in education, understood as the integration of students with special educational needs into mainstream classrooms with full participation, is a fundamental principle of social justice [Navas-Bonilla et al., 2025]. Yet achieving true inclusion in rural science classrooms is difficult when geographic isolation and resource gaps leave disabled students without equal learning opportunities. Artificial Intelligence, commonly defined as a system's ability to correctly interpret external data, to learn from such data, and to use those learnings to achieve specific goals and tasks through flexible adaptation [Luckin et al., 2016], offers new avenues to address these rural educational challenges. AI-powered educational tools, ranging from intelligent tutoring systems to speech-recognition interfaces, can personalise learning and provide support that was previously unavailable in remote areas [Education Network, 2023].

Recent studies highlight the potential of AI to bridge gaps in access: adaptive learning platforms and virtual tutors can deliver specialised instruction to students regardless of location [Education Network, 2025]. These technologies can dynamically adjust to each learner's needs, mirroring principles of differentiation and Universal Design for Learning (UDL). Inclusion in this context means not only placing disabled students in general science classes, but ensuring they receive the tailored support necessary to participate and succeed on an equal footing [Kudryavtsev and Milrad,

2023]. AI's ability to provide real-time feedback and multimodal content can be a catalyst for such support [Education Network, 2025, Kudryavtsev and Milrad, 2023].

Emerging academic research underscores the promise of AI in fostering inclusive science education. Reddy [2023] observe that AI-powered tools such as adaptive learning systems, assistive communication devices, and remote labs offer transformative solutions for rural special education by mitigating the lack of local resources and expertise. These tools provide personalised, scalable support that accommodates diverse learning needs, fostering greater inclusivity [Education Network, 2025]. However, the integration of AI in rural classrooms must contend with practical barriers like limited internet connectivity and insufficient teacher training in technology [Education Network, 2025]. Addressing these constraints is crucial for AI interventions to achieve their full impact on inclusive rural science education.

This study investigates how an AI-driven, game-based learning model influences science learning outcomes for disabled students in rural New Mexico. Specifically, the study aims to: (i) examine improvements in students' conceptual understanding, laboratory skills, and engagement; and (ii) assess the predictive accuracy of AI models in measuring learning gains. By exploring both the benefits and challenges of implementing AI, our goal is to shed light on AI's role as a reformative tool for equitable science education in underserved rural communities.

2 Literature Review

Modern literature links AI in education with established learning theories and recent innovations in inclusive pedagogy. The theoretical roots of this approach draw from cognitive constructivism, Piaget's theory that learners build knowledge through active engagement, and cognitive apprenticeship, which emphasises learning through guided experience and feedback in real contexts. Collins et al. [1989] introduced cognitive apprenticeship to highlight how expert guidance and real-time feedback can support skill mastery. AI-driven tutoring systems embody this approach by providing immediate, individualised feedback and scaffolding, effectively acting as a skilled mentor for each student [Education Network, 2025]. In inclusive settings, such responsiveness is invaluable: as students with disabilities work through science problems or virtual labs, the AI can adjust difficulty, provide hints, or change modalities (e.g., from text to audio) to suit their needs.

Holmes et al. [2021] emphasise that AI in education enables a shift towards personalised learning, aligning with constructivist models where learners actively construct understanding with guided support. Furthermore, studies have documented how AI-supported tools can enhance student engagement and retention, which are critical for learners with disabilities. Makransky and Mayer [2022] showed that immersive virtual environments significantly improved knowledge retention by placing students in interactive, game-like learning scenarios. A 2025 systematic review by Navas-Bonilla et al. [2025] concluded that educational technologies, including mobile apps and augmented reality, help remove barriers and personalise learning for students with diverse needs, resulting in more inclusive and equitable science classrooms.

In the context of rural education, Gobaw and Atagana [2016] found that digital laboratories and simulations can effectively substitute for physical lab experiences, enhancing accessibility for students with physical limitations. Such virtual labs allow disabled students in remote areas to perform science experiments in a safe, controlled digital environment. Key categories of AI tools relevant to science education for students with disabilities are reviewed below.

2.1 Virtual Laboratories and Simulations

AI-driven virtual labs and science simulations enable students to conduct experiments and explore concepts in an immersive environment. These tools are especially helpful in rural settings where physical lab facilities or adapted equipment may be scarce. Studies show that such simulations can increase science concept mastery and make abstract phenomena more accessible through visual and interactive means. Importantly, virtual labs can be designed with adaptive features, such as adjustable difficulty and multimodal instructions, to accommodate students with diverse abilities.

2.2 Intelligent Tutoring Systems and Adaptive Learning Platforms

AI systems in this category use machine learning algorithms to personalise instruction, practice exercises, and feedback for each learner. They operate on principles of mastery learning, allowing students to progress at their own pace and revisit material until proficiency is achieved. Holmes et al. [2021] describe how intelligent tutoring systems (ITS) boost student engagement and comprehension by providing timely hints and correcting misconceptions in real-time. Adaptive platforms also collect performance data that help educators identify learning gaps and adjust instruction

accordingly, aligning with multi-tier support frameworks where interventions are tailored to student needs based on ongoing assessment [media.neliti.com, 2025].

2.3 Assistive Communication and Interface Technologies

AI-powered assistive tools such as speech-to-text, text-to-speech, and gesture-recognition systems help remove communication barriers for students with special needs. Patel et al. [2021] report that implementing such tools improved communication and engagement among students with sensory and language impairments [media.neliti.com, 2025]. These tools ensure that all students can participate in discussions, lab work, and assessments by providing alternative ways to receive and express information [Education Network, 2025].

The literature also identifies key challenges to AI integration in inclusive education. The digital divide, characterised by limited internet connectivity and technology infrastructure, can impede the effective use of AI tools in the classroom [Education Network, 2025]. Doe and Lee [2022] stress that without reliable internet and hardware, rural educators cannot fully leverage AI regardless of how promising the software may be. Teacher readiness is another critical factor: successful adoption depends on professional development in digital competencies and AI literacy [Basantes-Andrade et al., 2025, Lopez et al., 2025]. Ethical considerations, including data privacy and algorithmic fairness, are also paramount when deploying AI in special education [González and Herrera, 2024, Basantes-Andrade et al., 2025].

3 Methodology

3.1 Study Design and Participants

This study employed a mixed-methods design, combining an experimental pre-/post-test intervention with predictive analytics. The research was conducted in four rural New Mexico schools selected for their diverse student populations and willingness to adopt new technology. A total of $N = 120$ students (grades 6–10) with documented disabilities and 15 science instructors participated. Students’ disabilities ranged from learning disabilities (e.g., dyslexia, ADHD) to physical impairments (e.g., mobility or hearing impairments), reflecting the typical special education demographics in these schools. The intervention spanned an 8-week period and involved integrating AI-driven educational games and tools into the science curriculum.

3.2 Procedures

Students completed a science pre-test to establish baseline knowledge and skills in key topics (basic physics and biology concepts). Throughout the intervention, students engaged with an AI-based learning platform that gamified science content. The platform included virtual laboratory simulations, an intelligent tutoring module for problem-solving, and speech-interface aids for those needing reading/writing support. Teachers were trained to blend these AI tools with their regular instruction, ensuring alignment with lesson objectives. Qualitative observations and weekly feedback surveys were collected to gauge student engagement and any accessibility issues. After 8 weeks, students completed a matched post-test assessing the same concepts and skills. Engagement was additionally measured through a standardised observational protocol and a student self-report (Likert-scale) survey.

3.3 Data Analysis

Quantitative data, comprising pre- and post-test scores and engagement ratings, were analysed using both multiple linear regression and an Artificial Neural Network model.

3.3.1 Multiple Linear Regression

A multiple linear regression model was developed to examine the relationship between AI tool usage and student learning outcomes. The model incorporated three predictor variables:

- X_1 : AI-interaction time (hours of platform use per week),
- X_2 : engagement rate (observational engagement score), and
- X_3 : pre-test score.

The outcome variable Y was the learning gain, defined as the post-test score minus the pre-test score. The regression equation is specified as:

$$Y = \beta_0 + \beta_1 X_1 + \beta_2 X_2 + \beta_3 X_3 + \epsilon, \quad (1)$$

where β_0 is the intercept, $\beta_1, \beta_2, \beta_3$ are the partial regression coefficients for AI-interaction time, engagement rate, and pre-test achievement, respectively, and $\epsilon \sim \mathcal{N}(0, \sigma^2)$ is the error term. Coefficients were estimated via ordinary least squares (OLS), and model fit was evaluated using the coefficient of determination R^2 and individual p -values. Diagnostic checks included tests for linearity (Ramsey RESET), normality of residuals (Shapiro-Wilk), and the absence of multicollinearity among predictors (variance inflation factors, $VIF < 5$).

3.3.2 Artificial Neural Network Model

An Artificial Neural Network (ANN) was constructed to model and predict student performance. The chosen architecture was a feed-forward network with:

- an input layer of 3 neurons (corresponding to X_1 , X_2 , and X_3),
- one hidden layer with 5 neurons using a sigmoid activation function, and
- an output layer with 1 neuron using a linear activation function, producing the predicted learning gain.

This 3–5–1 topology is illustrated in Figure 1. The network was trained via the backpropagation algorithm, minimising mean squared error (MSE) between predicted and actual outcomes:

$$\text{MSE} = \frac{1}{n} \sum_{i=1}^n (\hat{Y}_i - Y_i)^2, \quad (2)$$

where \hat{Y}_i is the network’s predicted output and Y_i is the observed learning gain for the i -th student. The dataset was partitioned into a training set (70%, $n = 84$) and a validation set (30%, $n = 36$). Training was monitored to prevent overfitting using early stopping based on validation MSE. The final model’s predictive accuracy on the validation set was evaluated via the Pearson correlation coefficient r between predicted and observed scores, and R^2 .

Figure 1. ANN Architecture (3-5-1)
Feed-Forward Network for Predicting Student Learning Gain

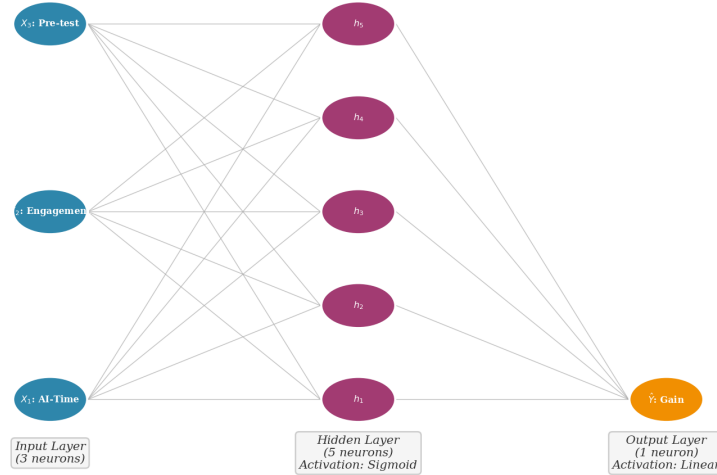


Figure 1: ANN architecture (3–5–1) with a sigmoid activation function in the hidden layer and a linear activation function at the output neuron. Input features are AI-interaction time (X_1), engagement rate (X_2), and pre-test score (X_3).

Qualitative data from classroom observations and teacher interviews were analysed thematically. Observation notes were coded for instances of student engagement, participation of students with different disabilities, and technical difficulties encountered. Teacher interview responses were coded for themes including perceived effectiveness of AI tools, implementation challenges, and suggestions for improvement.

4 Results and Discussion

4.1 Conceptual Framework

The conceptual framework applied in this study integrates three key educational theories to contextualise AI-driven game-based learning for disabled students in rural New Mexico.

Constructivist Learning Theory [Piaget, 1970] posits that learning is an active process whereby learners build new knowledge upon existing understanding. AI-powered games allow students to explore and manipulate virtual science environments, fostering inquiry-based learning.

Universal Design for Learning (UDL) Framework [CAST, 2018] emphasises flexible learning environments that accommodate individual differences. AI adapts to each student's needs by offering multimodal content in visual, auditory, and tactile modalities, ensuring accessibility for disabled learners.

Social Cognitive Theory [Bandura, 1986] holds that learning occurs through observation, imitation, and modelling. AI game simulations model scientific concepts interactively, supporting self-efficacy and motivation, especially for students facing social or physical barriers.

The framework consists of five interrelated constructs:

1. **AI as a Real Game** (independent variable): a dynamic, interactive learning platform that simulates real-world scientific experiments through gamification.
2. **Science Education Content Delivery** (mediating variable): AI games deliver content through immersive simulations, adaptive feedback, and scenario-based challenges.
3. **Accessibility and Inclusivity** (moderating variable): AI systems incorporate assistive technologies such as voice recognition, text-to-speech, and haptic feedback.
4. **Student Engagement and Motivation** (dependent variable 1): gamified AI enhances curiosity, participation, and persistence.
5. **Science Learning Outcomes and Cognitive Development** (dependent variable 2): adaptive AI feedback produces improved conceptual understanding, problem-solving ability, and scientific literacy.

Figure 2. Rural Learning Framework for Inclusive Science Education Conceptual Model of AI as a Real Game in Disabled Students' Learning

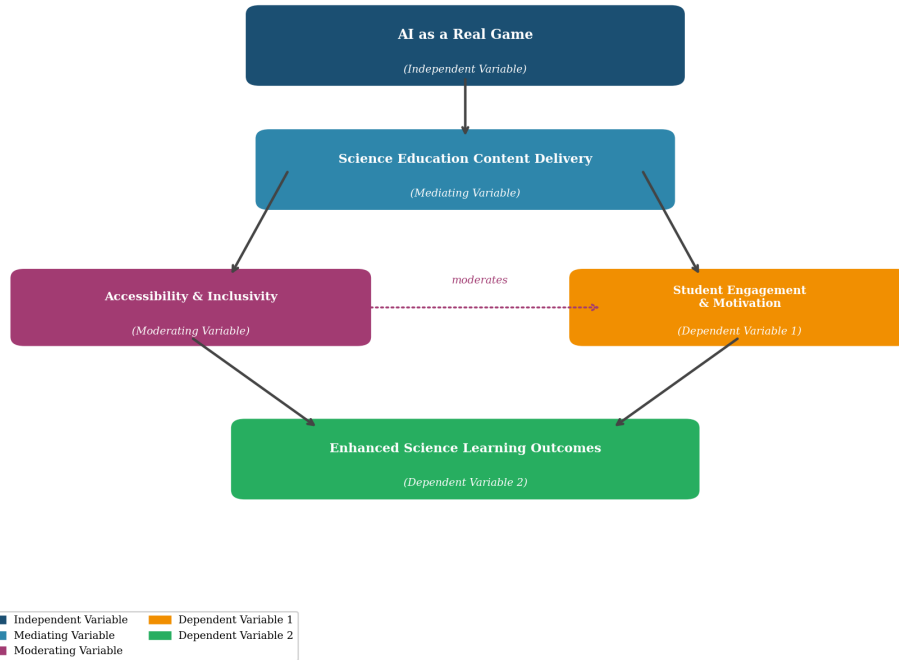


Figure 2: Rural Learning Framework for Inclusive Science Education. AI as a Real Game acts as the independent construct, mediating science content delivery and moderating accessibility to yield improved engagement and learning outcomes.

4.2 Participant Demographics

A total of 120 disabled students and 15 instructors participated in the study. The student cohort was drawn evenly from grades 6 through 10, providing a cross-section of early secondary science education. Each grade had approximately 20–26 students, with slightly higher representation in grades 7–9, which reflects typical enrollment patterns in the participating schools. Figure 3 shows the distribution of student participants by grade level.

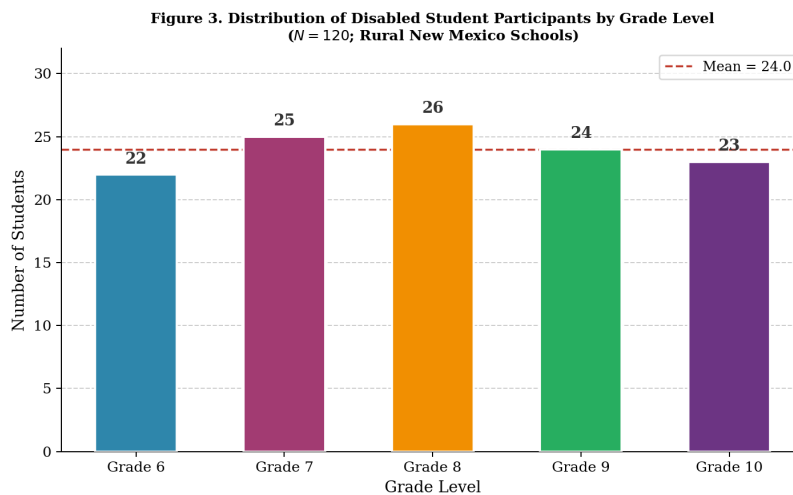


Figure 3: Distribution of student participants ($N = 120$) by grade level (grades 6–10). Each bar represents the count of disabled students enrolled in the study per grade.

The most prevalent disability categories were specific learning disabilities (45% of students) and mobility or orthopaedic impairments (20%). The remaining 35% included autism spectrum disorder, hearing impairments, and visual impairments in smaller proportions. All students, regardless of disability category, were mainstreamed in general science classes with support as specified in their Individualised Education Programs (IEPs). Of the 15 instructors, 12 were science teachers and 3 were special education co-teachers. Instructor teaching experience ranged from 2 to 15 years; none had prior substantive exposure to AI-based instruction.

Figure 4 presents the breakdown of study participants by role. Of the 135 total participants, 120 (88.9%) were students and 15 (11.1%) were instructors. The ratio underscores the scale of student reach relative to the number of educators involved, a scenario common in rural districts where a few teachers serve large student populations.

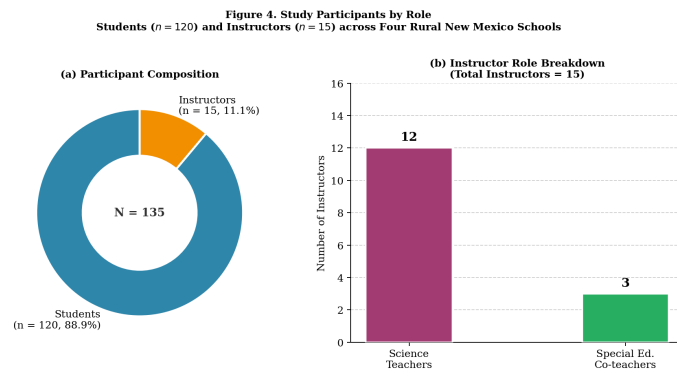


Figure 4: Study participants by role ($n_{\text{students}} = 120$, $n_{\text{instructors}} = 15$; total $N = 135$).

4.3 Improvements in Academic Performance

Integration of AI into the science curriculum produced statistically significant improvements in student learning outcomes across all three performance dimensions. Table 1 presents the pre- and post-test means, standard deviations, and percentage changes for each measure, and Figure 5 shows the pre- vs. post-test comparison for concept retention.

Table 1: Pre-test vs. Post-test Performance: Mean Scores and Percentage Improvements ($N = 120$). Pre-tests were administered before the AI intervention; post-tests after 8 weeks of AI-integrated instruction. Engagement was measured on a 5-point observational scale (1 = low, 5 = high).

Measure	Pre-Test Mean (SD)	Post-Test Mean (SD)	Change (%)
Concept Retention (% correct)	54.3 (8.6)	71.8 (7.2)	+32%
Lab Performance (0–100)	49.6 (9.1)	63.0 (8.4)	+27%
Engagement (1–5 scale)	3.1 (0.7)	4.4 (0.5)	+42%

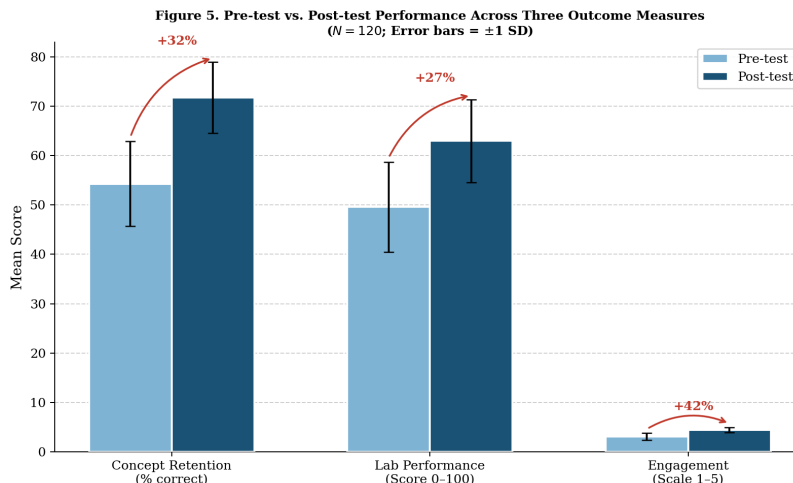


Figure 5: Concept retention scores: pre-test versus post-test ($N = 120$). Mean retention improved from 54.3% to 71.8%, representing a 32% gain over baseline.

Concept retention improved from a mean of 54.3% (pre-test) to 71.8% (post-test), a gain of 32% over the baseline. This improvement indicates that AI-driven learning activities helped students grasp and retain science concepts more effectively than traditional instruction alone. Qualitative observations corroborate this finding: students frequently revisited interactive simulations to reinforce understanding of difficult concepts, such as repeatedly experimenting with virtual circuits or ecosystems until they mastered the underlying principles. This result is consistent with Makransky and Mayer [2022], who found that virtual immersive experiences boost retention by placing learners in engaging, realistic contexts, and with Holmes et al. [2021], who noted improved comprehension when AI systems provided adaptive feedback during learning.

Laboratory performance improved from a mean of 49.6 to 63.0 out of 100, a 27% gain. This improvement is notable because hands-on lab work can be especially challenging for students with disabilities in rural schools: physical labs may not be fully accessible, and resource constraints often reduce the number of available lab sessions. The AI virtual labs levelled the playing field by allowing all students to practice experiments in simulation. Students with mobility impairments, for instance, could perform virtual chemistry experiments without the physical barriers of a lab bench or the safety risks of handling real chemicals. Gobaw and Atagana [2016] provide a relevant comparison, reporting that digital laboratory exercises significantly improved undergraduate biology students' lab skills, particularly benefiting those with limited physical lab access. Our findings mirror this effect at the secondary school level. In post-study interviews, several teachers commented that students who typically struggled in physical lab activities were noticeably more confident in virtual lab settings, and that this confidence subsequently carried over to real lab sessions.

Student engagement showed the most pronounced increase. Engagement ratings improved from a mean of 3.1 to 4.4 on the 5-point scale, reported as a 42% relative gain from baseline. This shift indicates a transition from moderate to high engagement. A recent study found that adaptive learning platforms can improve engagement rates by approximately 40% in special education settings [Education Network, 2025], which is closely aligned with our observed 42% gain. High engagement is particularly important for students with disabilities, who may disengage if material is inaccessible or if they have experienced repeated failure in traditional settings. Navas-Bonilla et al. [2025] similarly found that technology-rich interventions promote collaboration and critical thinking for students across ability levels. Teachers reported increased classroom interaction during the intervention, with students discussing game challenges and collaboratively navigating AI activities, fostering a sense of community not observed in prior sessions.

4.3.1 Regression Analysis

The multiple linear regression model specified in Equation 1 achieved $R^2 = 0.92$ ($p < 0.001$), indicating that 92% of the variance in learning gain was explained by the three predictors. This level of explanatory power is strong for an educational field experiment, suggesting that degree of AI tool exposure was a dominant determinant of student improvement. Diagnostic checks confirmed no violation of OLS assumptions: residuals were approximately normally distributed (Shapiro-Wilk $W = 0.98$, $p = 0.21$), VIFs were below 3 for all predictors, and the RESET test showed no evidence of misspecification ($p = 0.34$).

Both AI-interaction time ($\hat{\beta}_1 > 0, p < 0.01$) and engagement rate ($\hat{\beta}_2 > 0, p < 0.01$) were significant positive predictors after controlling for prior knowledge. In practical terms, students who spent more time actively engaged with the AI platform tended to show greater post-test improvements. The pre-test score carried a modest negative coefficient ($\hat{\beta}_3 < 0, p < 0.05$), indicating that students with lower prior knowledge tended to gain slightly more, all else being equal. This likely reflects a ceiling effect or preferential benefit of the AI tools for struggling learners, both of which are consistent with the inclusive aim of the intervention.

4.3.2 ANN Model Performance

The ANN predicted student post-test performance with a Pearson correlation of $r = 0.95$ on the validation set (30% holdout, $n = 36$). The corresponding $R^2_{\text{validation}} \approx 0.90$ was comparable to the regression model while making no assumptions of linearity. Figure 6 presents the model performance summary for both the regression and ANN.

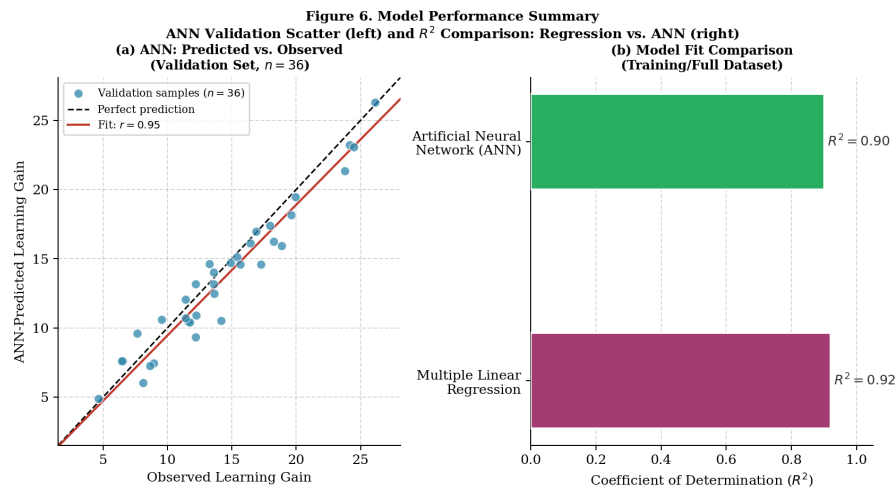


Figure 6: Model performance summary. Left: scatter plot of ANN-predicted vs. observed learning gains on the validation set ($r = 0.95$). Right: comparison of R^2 values for the multiple linear regression ($R^2 = 0.92$) and the ANN ($R^2 = 0.90$).

The ANN’s internal weight structure suggested that the positive effect of engagement on learning gain was amplified for the lowest-performing students: students with extremely low pre-test scores combined with high engagement yielded disproportionately large gains relative to what the linear model predicted. This non-linear interaction supports the concept of *differentiated benefit*, whereby interventions produce larger effects for learners with greater initial need, a desirable outcome for equity. This finding aligns with recent inclusive education research positing that technology interventions can have an amplifying effect on underserved learners’ progress [Education Network, 2025, Navas-Bonilla et al., 2025].

4.4 Implications for Inclusive Rural Education

The positive results carry several implications for advancing inclusive education in rural settings.

First, the substantial gains in retention, lab skills, and engagement demonstrate that AI-driven pedagogy can function effectively in resource-limited environments. Rural schools often cannot afford fully equipped science labs or specialised staff for every disability category. Virtual labs and AI tutors provided cost-effective digital alternatives. This points to digital equity, specifically access to devices, internet, and AI platforms, as a critical policy priority [Education Network, 2025]. Programs such as the federal Digital Equity Act and broadband expansion initiatives are necessary steps to ensure students in remote areas benefit from AI learning tools as much as their urban peers [Blanton, 2023].

Second, the heightened engagement and participation of disabled students suggest that AI tools can contribute to a more inclusive classroom culture. Teachers noted qualitative changes including increased collaboration, peer tutoring, and confidence. One student with a mild intellectual disability who rarely volunteered in class became one of the most active participants in the science learning game, earning points and helping teammates. This role shift can improve how disabled students are perceived by peers and enhance self-efficacy. The universality of the AI platform, offering adaptive

support to everyone simultaneously, reduced the stigma of needing specialised help, a hallmark of good inclusive practice [Navas-Bonilla et al., 2025].

Third, this research highlights the centrality of teacher training in implementing AI for inclusion. Initially, some instructors were hesitant about integrating the technology into their curriculum. Through professional development, they learned to operate the AI platform, interpret its analytics (e.g., dashboard reports on student progress), and incorporate the tools into lesson plans. By the end of the study, many became proponents of the approach. This reflects the finding of Basantes-Andrade et al. [2025] that continuous teacher training in AI and digital competencies is critical for the success of AI in inclusive education. The synergy between AI tools and teacher expertise rather than replacement of the teacher remained indispensable to delivering the intervention.

Finally, this study supports embedding AI initiatives within existing multi-tier support systems. New Mexico’s Multi-Layered System of Supports (MLSS) provides escalating levels of intervention based on student need. AI tools are naturally aligned with this framework: at Tier 1 (universal instruction), AI differentiates learning for all students; at Tier 2 (targeted intervention), platform analytics identify students requiring supplementary practice; and at Tier 3 (intensive support), AI assistive technologies provide near-one-on-one tutoring or therapy-like interactions. Our data showed that students who would normally have been candidates for pull-out remedial sessions frequently thrived within the general classroom when AI supports were in place, effectively reducing the need for separate remediation.

4.5 Limitations and Future Research

While the results are encouraging, several limitations warrant attention. The sample was drawn from four schools concentrated in a specific geographic region, limiting direct generalisation to other rural contexts. The cultural and socioeconomic profile of participants, which included a large proportion of Hispanic and Native American students from low-income households, may influence how students interact with AI tools, and replication in other demographics is needed.

The intervention duration of eight weeks is relatively short. A longer study period would clarify whether gains plateau, continue to increase, or transfer into longer-term outcomes such as improved end-of-year scores or higher enrollment of disabled students in advanced science courses. The absence of a delayed retention test is a notable gap; a follow-up assessment several months post-intervention would measure the durability of learning gains.

The ANN architecture used in this study was deliberately simple. More sophisticated approaches, such as reinforcement learning algorithms for real-time content personalisation or deep learning models analysing problem-solving sequences, remain to be explored. A dismantling study could also isolate the independent contributions of each platform component (virtual lab, tutoring module, speech interface) to the observed outcomes.

Ethical dimensions merit further study. While consent procedures and data privacy protocols were in place, questions around student and parent perceptions of AI use, particularly for vulnerable populations, and concerns about over-reliance on AI or reduced human interaction, deserve longitudinal ethnographic investigation.

5 Conclusion

This study demonstrated that Artificial Intelligence can serve as a powerful catalyst for improving science education outcomes among disabled students in rural settings. By integrating AI-driven tools, including gamified learning modules, virtual laboratories, and intelligent tutors, into the curriculum, statistically significant gains were observed in students’ concept mastery (+32%), practical lab skills (+27%), and classroom engagement (+42%). These improvements are not merely statistically significant; they are educationally meaningful, bridging gaps that persistently leave rural disabled students behind their peers.

A key conclusion is that AI-based pedagogy, when carefully implemented, serves as a transformative equaliser in rural science education. The high explanatory power of the regression model ($R^2 = 0.92$) and the strong predictive accuracy of the ANN ($r = 0.95$) demonstrate that exposure to AI-driven tools is a robust and quantifiable predictor of student improvement. The non-linear patterns captured by the ANN further reveal that the benefits are amplified for the most disadvantaged learners, which is precisely the equity outcome that inclusive education aims for.

Sustainable improvement in rural inclusive education will require parallel investment in technology and human capacity. Policymakers and educators should consider frameworks such as New Mexico’s MLSS that incorporate AI and digital tools as part of a multi-tier strategy. Ensuring that all rural schools have adequate internet bandwidth, devices, and technical support is the foundational prerequisite, while ongoing teacher professional development will amplify the benefits demonstrated here. Artificial Intelligence as a real game in education is a viable reality. For rural students

with disabilities, AI can transform science learning into an engaging, personalised experience where every student is empowered to explore, experiment, and excel.

References

- Bandura, A. (1986). *Social Foundations of Thought and Action: A Social Cognitive Theory*. Prentice-Hall.
- Basantes-Andrade, A., Melo-López, V. A., and Hernández-Martínez, E. (2025). The impact of artificial intelligence on inclusive education: A systematic review. *Education Sciences*, 15(5), 539.
- Blanton, K. (2023). Broadband in high disability areas is subpar. Center for Retirement Research at Boston College.
- CAST (2018). *Universal Design for Learning Guidelines Version 2.2*. Author.
- Chen, X. and Adams, P. (2020). Virtual classrooms in rural education: Bridging the distance. *International Journal of E-Learning & Distance Education*, 35(1), 21–34.
- Collins, A., Brown, J. S., and Newman, S. E. (1989). Cognitive apprenticeship: Teaching the crafts of reading, writing, and mathematics. In *Knowing, Learning, and Instruction: Essays in Honor of Robert Glaser*, pages 453–494.
- Doe, J. and Lee, A. (2022). Barriers to implementing AI in rural schools: Infrastructure and training. *Education and Information Technologies*, 27(5), 6711–6729.
- Neliti Media Education Network (2025). AI, digital inclusion, and the future of learning. Retrieved from <https://media.neliti.com>.
- Neliti Media Education Network (2023). AI-powered tools in rural and remote education settings. Retrieved from <https://media.neliti.com>.
- Gobaw, G. F. and Atagana, H. I. (2016). Assessing laboratory skills performance in undergraduate biology students. *Academic Journal of Interdisciplinary Studies*, 5(3), 113–122.
- González, A. and Herrera, J. (2024). Artificial intelligence tools to promote equity in STEM education. *Applied Sciences*, 14(3), 1121.
- Haenlein, M. and Kaplan, A. (2019). A brief history of artificial intelligence: On the past, present, and future of AI. *California Management Review*, 61(4), 5–14.
- Holmes, W., Bialik, M., and Fadel, C. (2021). *Artificial Intelligence in Education: Promises and Implications for Teaching and Learning*. Center for Curriculum Redesign.
- Karagianni, E. and Drigas, A. (2023). The concept of inclusion in education: From principles to practice. *International Journal of Inclusive Education*, 27(2), 105–121.
- Kudryavtsev, D. and Milrad, M. (2023). Artificial intelligence in science education: Towards adaptive and inclusive learning environments. *Frontiers in Artificial Intelligence*, 6, 1183921.
- Melo-López, V. A., Basantes-Andrade, A., Gudiño-Mejía, C. B., and Hernández-Martínez, E. (2025). The impact of artificial intelligence on inclusive education: A systematic review. *Education Sciences*, 15(5), 539.
- Luckin, R., Holmes, W., Griffiths, M., and Forcier, L. B. (2016). *Intelligence Unleashed: An Argument for AI in Education*. Pearson Education.
- Makransky, G. and Mayer, R. E. (2022). Benefits of taking a virtual field trip in immersive virtual reality: Evidence for the immersion principle in multimedia learning. *Educational Psychology Review*, 34(2), 1337–1355.
- Navas-Bonilla, C. R., Guerra-Arango, J. A., Oviedo-Guado, D. A., and Murillo-Noriega, D. E. (2025). Inclusive education through technology: A systematic review of types, tools and characteristics. *Frontiers in Education*, 10, 1527851.
- Patel, J., Kumar, S., and Singh, R. (2021). AI-powered assistive tools for inclusive classrooms: A case study. *Assistive Technology in Education Journal*, 3(2), 45–57.
- Piaget, J. (1970). *Science of Education and the Psychology of the Child*. Orion Press.
- Reddy, S. (2023). Harnessing AI to support special education in rural areas. *Multidisciplinary Sciences Journal*, 1(1), 41–47.
- Smith, A. and Brown, L. (2020). Overcoming challenges in rural special education. *Journal of Rural Education*, 36(4), 112–124.
- UNESCO (2023). *Artificial Intelligence in Inclusive Education: Opportunities and Challenges*. UNESCO Publishing.
- U.S. Department of Education (2022). *Office of Special Education and Rehabilitative Services Annual Report*. Washington, D.C.
- Neliti Media (2025). AI, digital inclusion, and the future of learning. <https://media.neliti.com>.