

"Înțelegi românește?" A Recipe for Romanian Vision-Language Models

Mihai Masala¹, Marius Leordeanu^{1,2}, Mihai Dascalu¹, Traian Rebedea¹

¹National University of Science and Technology POLITEHNICA Bucharest, Romania,

Abstract

Vision-Language Models (VLMs) largely follow the text-only LLM trajectory, excelling on English benchmarks but sharply degrading on low-resource languages, where neither large-scale image-text corpora nor culturally grounded evaluations exist. We present a systematic study of building a language-specific VLM for Romanian, covering the full pipeline from data construction to architectural choices. We translate established English VLM training and evaluation corpora into Romanian, applying machine translation to textual annotations and to in-image text, preserving visual grounding while adapting the textual content. Using this data, we train and ablate a series of VLMs to isolate the contribution of (i) vision backbones of varying scale and pretraining, (ii) language backbones from multilingual to Romanian-adapted LLMs, and (iii) OCR-style image-text data. We further curate HoraVQA, a culturally native evaluation set grounded in Romanian everyday scenes. Romanian-adapted VLMs consistently outperform their same-sized counterparts and, across all evaluated benchmarks, even surpass models from the next larger size category.

1 Introduction

Recent Vision-Language Models (VLMs) have achieved strong multilingual capabilities, largely driven by advances in multilingual Large Language Models (LLMs) and large-scale multimodal pretraining. However, it remains unclear how effectively these capabilities transfer to grounded multimodal understanding in lower-resource languages (Liu et al., 2021). While current systems can often generate fluent responses in many languages, tasks involving OCR, document image understanding, culturally grounded reasoning, and localized visual semantics remain insufficiently studied.

A major challenge is the lack of comprehensive multimodal resources and evaluation frameworks for many languages. Existing datasets often under-represent naturally occurring image-text pairs, domain-specific documents, and culturally relevant visual contexts, making it difficult to systematically assess model behavior beyond general conversational ability. As a result, there has been a growing effort to develop language- or region-specific multimodal benchmarks (Hsieh et al., 2026; Cahyawijaya et al., 2025) to more accurately evaluate model performance across diverse linguistic and cultural contexts.

In this work, we take a step further by not only studying cross-lingual multimodal evaluation, but also examining the role of language-specific training data, including translated and aligned image-text pairs, in improving VLM performance for low-resource languages. We also construct a comprehensive evaluation suite that contains 19 benchmarks spanning OCR, visual question answering, captioning, and reasoning tasks, and investigate adaptation strategies for multilingual vision-language models. Our experiments show that strong multilingual text capabilities do not consistently translate into robust multimodal performance, particularly in OCR-intensive and culturally grounded settings. We further analyze how data composition and instruction tuning affect low-resource multimodal transfer.

Our contributions can be summarized as follows:

- We introduce a comprehensive Romanian multimodal evaluation suite, consisting of 19 benchmarks spanning OCR, visual question answering, captioning, and reasoning, including a novel fully human-annotated culturally grounded test set.
- We conduct a systematic study of training strategies for multilingual VLM adaptation,

including ablations over text and vision backbones, and analyze the role of OCR and data composition in low-resource multimodal performance.

- We introduce HoraVQA ("*hora*" is a Romanian circle dance that signals community and tradition), a culturally native evaluation set of more than 500 question-answer pairs grounded in Romanian everyday scenes;
- We release RoVLM models for Romanian multimodal understanding along with a fully open and reproducible training and evaluation pipeline, including data processing, training recipes, and evaluation protocols.¹

2 Related Work

Vision-language models (VLMs) have rapidly evolved from contrastive image-text representation learning approaches such as CLIP (Radford et al., 2021) into large instruction-tuned multimodal systems capable of visual reasoning, captioning, and dialogue (Team et al., 2025; Wang et al., 2024). Modern VLMs couple a vision encoder to an LLM and are trained with visual instruction tuning, LLaVA (Liu et al., 2024a), InstructBLIP (Dai et al., 2023), and recent open families such as Qwen-VL (Wang et al., 2024; Bai et al., 2025), InternVL (Chen et al., 2024b; Wang et al., 2025), and PaliGemma (Beyer et al., 2024). We adopt this modular recipe as the backbone for Romanian adaptation.

Alongside these advances, recent work has increasingly explored multilingual extensions of VLMs. Multilingual coverage has been pursued either at pretraining scale (Chen et al., 2022, 2023a,b; Tschannen et al., 2025) or via translated instruction data: M3IT (Li et al., 2023), PALO (Maaz et al., 2024), and Maya (Alam et al., 2024). Aya Vision (Dash et al., 2025) adds synthetic multilingual annotation and cross-modal model merging to limit text-only forgetting, and LRM-LLaVA (Li et al., 2025) argues that residual gaps stem from a modality gap between visual inputs and non-English text. (Hinck et al., 2024) further show that LLaVA-style models drift toward English responses when an image is present – a failure mode our Romanian-only adaptation directly targets.

Several existing works adapt VLMs to a single language: LLaVA-NDiNO for Italian (Musac-

chio et al., 2024), LaVy for Vietnamese (Tran and Thanh, 2024), Qolda for Kazakh (Arystanbekov et al., 2026) and, closest to us (Dima and Cercel, 2025) who LoRA-tune LLaMA/LLaVA/Qwen variants on a translated Romanian Flickr30k. RoVLM differs in scope: a 3.1M-sample mix containing alignment, captioning, instruction VQA, OCR/documents, grounding data, 19-benchmark evaluation, and in-image text translation.

Parallel evaluation probes how VLMs behave across languages and cultures. Early work translated tasks or multilingual captions and VQA, including MaRVL (Liu et al., 2021), Crossmodal-3600 (Thapliyal et al., 2022), and MaXM (Changpinyo et al., 2023). More recent benchmarks shift toward culturally grounded content: CVQA (Romero et al., 2024), CulturalVQA (Nayak et al., 2024), ALM-Bench (Vayani et al., 2025), EXAMS-V (Das et al., 2024), Taiwan-VQA (Hsieh et al., 2026), and SEA-VL (Cahyawijaya et al., 2025). The evaluation suites AyaVision-Bench (Dash et al., 2025) and m-WildVision (Dash et al., 2025) translate prompts over shared images; we complement them with **HoraVQA**, a Romanian-authored benchmark sourced from Wikidata/Wikimedia with culturally tagged questions.

Prior multilingual VLM work has pursued either broad multilingual coverage through large-scale pretraining or instruction tuning in translated form, or benchmark construction to measure cross-lingual and cross-cultural gaps. In contrast, our work studies the full adaptation pipeline for a single low-resource language. We focus on Romanian and combine translated multimodal supervision, translated in-image text, native Romanian OCR/document data, and a human-authored cultural benchmark. This setting allows us to isolate which components of adaptation matter: the language backbone, the vision backbone, OCR-heavy supervision, and text localization within images. Our findings show that Romanian multimodal performance depends not only on multilingual language modeling, but also on OCR-sensitive data composition and grounded cultural coverage.

3 Dataset Development

We collect image–text data from a diverse set of English and Romanian-language sources to enable language-specific multimodal training and evaluation. Our dataset includes naturally occurring image-caption pairs, OCR-rich visual content, in-

¹www.openllm.ro

structional data, and document-style tasks covering a broad range of domains and visual formats. In addition to native Romanian data, we incorporate translated image–text pairs to study the impact of language-specific supervision in low-resource multimodal adaptation.

We rely on established, high-quality datasets that are usually used for instruction-tuning and evaluating strong multimodal models. Our aim is to study the impact of using translated versions of this data for Romanian VLM training. In total, we selected 11 training datasets as follows: LAION (Schuhmann et al., 2022), LLaVA-Mix (Liu et al., 2024a), PixMo (Deitke et al., 2025), Flickr30K (Dima and Cercel, 2025), CoSyn (Yang et al., 2025), and FinePDFs (Kydliček et al., 2025). In the end, we were left with 3.17M training samples, with datasets grouped per task in Table 1. We observe substantial variation in text complexity and visual structure across domains (see details in Appendix E), motivating the need for diverse multimodal evaluation beyond standard captioning settings.

Task	Dataset	# Samples
Alignment	LAION	552k
Captioning	PixMo-Cap	601k
	Flickr30K-Cap	25k
General VQA & Instruction	LLaVA-Mix	618k
	PixMo-AA	131k
	PixMo-CapQa	205k
	Flickr30K-Qa	25k
OCR & Documents	CoSyn	422k
	FinePDFs	375k
Grounding	PixMo-Count	34k
	PixMo-Points	185k
Total		3,1M

Table 1: Training data grouped by the capability each source contributes. All images, instructions, and outputs are in Romanian, obtained by translating the original English datasets (where applicable).

3.1 Translation and Adaptation of Existing Datasets

As Romanian multimodal supervision remains limited compared to high-resource languages (FinePDFs is the only dataset that contains native Romanian data), we resort to machine translation. Compared to previous approaches (Musacchio et al., 2024; Tran and Thanh, 2024; Maaz et al., 2024), in this work, we also investigate “*translat-*

ing” and adjusting the visual content, the images, not just the texts. This enables us to analyze the extent to which translated supervision can support multimodal transfer in low-resource settings. For OCR-sensitive tasks, we use native language, real-world data in the form of FinePDFs, together with synthetically generated charts and tables adapted from CoSYN.

For deciding what model to use for machine translation, we perform a small-scale experiment: we evaluate five translation models on a subset of MMMU (Yue et al., 2024) data with *gemini-2.5-flash* and *claude-3-7-sonnet-20250219* as judges. We select both open source models – LLMic (Bădoiu et al., 2025), Seed-X-PPO (Cheng et al., 2025), and closed models – GPT-4o-mini², GPT-4.1-mini³ and DeepL⁴. Based on the results in Table 2, we select GPT-4.1-mini for translating benchmarks (cheaper and just slightly lower performance compared to DeepL) and Seed-X-PPO for textual translating training data.

Model	Gemini	Claude	Avg
LLMic	8.08	7.96	8.02
Seed-X	8.50	8.39	8.45
4o mini	8.61	8.83	8.72
4.1 mini	8.85	8.83	8.84
DeepL	8.81	8.99	8.90

Table 2: Translation performance of different models.

Translating visual input is performed in three steps: a) extracting text from the image; b) translating the text; c) replacing the original text with the translated one, maintaining as much as possible its placement, font, and size. The entire process is performed using custom adaptations of open-source toolkits⁵. Language translations were validated by human annotators using two quality filters: whenever there was a significant (1.5x) length difference between the original and translated text, and an additional random sampling over all translations. For examples and more details about the translation process, see Appendix B.

Two notable exceptions stand out: FinePDFs and CoSyn. The former contains native Romanian data (in the form of PDFs), data that we use for pure OCR. The CoSyn dataset contains synthetically

²[gpt-4o-mini-2024-07-18](https://openai.com/index/gpt-4o-mini/)

³[gpt-4.1-mini-2025-04-14](https://openai.com/index/gpt-4-1-mini/)

⁴www.deepl.com/en/translator, last access 19th May 2026

⁵<https://github.com/boysugi20/python-image-translator>, last accessed 19th May 2026

generated charts and tables, while also including the Python source code. In this case, rather than translating the image itself—which is generated programmatically—we translate the visualization-related strings, then regenerate the output to ensure high-quality charts.

3.2 HoraVQA: A Native Romanian Cultural VLM Benchmark

Motivation. Existing multilingual VLM benchmarks (e.g., MMBench (Liu et al., 2024b), MMMU (Yue et al., 2024)) are overwhelmingly English-centric, with non-English coverage produced through post-hoc machine translation of the textual fields and, in our case, of in-image text. This process inherits the cultural distribution and potential biases of the source corpus and tests visual-linguistic recognition in a culturally generic setting. Even multilingual collections that include Romanian, such as AyaVisionBench (Dash et al., 2025) and m-WildVision (Dash et al., 2025), contain Romanian items but with images shared across all languages and therefore unrelated to the Romanian cultural context. To our knowledge, no existing benchmark probes whether a VLM *understands Romanian-specific visual culture*—monuments, cuisine, folk traditions, visual heritage, or national symbols. HoraVQA is intended to close this gap and to provide an evaluation for day-to-day user queries embodied in images related to the Romanian cultural and historical landscape.

Image sourcing. We seeded a list of 503 Romanian cultural concepts from Wikidata and Wikipedia spanning themes such as heritage sites, traditional cuisine, folk customs, national symbols, or recent history iconography. For each concept, we queried Wikimedia Commons and retained openly-licensed images that visually depict the concept unambiguously. After a manual triage pass that removed duplicates, mislabeled images, and selected items representative of Romanian culture, the final image pool contains 438 images, manually split into 9 mutually exclusive categories: landmarks, food & drinks, customs, daily life, transport, arts, sports, people, and recent history.

Question-answer pairs. Questions were authored *natively in Romanian* by 7 volunteer annotators using a custom web tool. Each annotator was instructed to write, for each image of their choosing (while allowing them to skip any image),

Category	#Img	#Q	MCQ/Open	Cult/N-cult
landmarks	63	162	109/53	86/76
food & drinks	44	107	71/36	62/45
customs	34	81	56/25	53/28
daily life	23	56	43/13	26/30
transport	21	46	32/14	22/24
arts	15	39	20/19	24/15
sports	11	33	24/9	19/14
people	12	31	24/7	20/11
recent history	9	25	15/10	17/8
Total	232	580	394/186	329/251

Table 3: HoraVQA composition. For each image-level category we report the number of distinct images, total questions, the multiple-choice / open-ended split, and the cultural / non-cultural split.

at least one question either as multiple-choice (four options, exactly one correct) or open-ended free-form answer. This annotation pipeline yielded 580 question-answer pairs on 232 unique images: 394 MCQ and 186 open-ended, with an average of 2.5 questions per image (min 1, max 6). A question may share an image with Romanian cultural content, yet itself requires no such knowledge to answer (e.g., “How many people appear in this image?”). We therefore ask users to tag every question they created with a binary *is_cultural* flag probing whether a correct answer requires knowledge of Romanian culture, history, geography, or language beyond generic visual perception. More details about the annotation process are presented in Appendix D.

Dataset statistics. Table 3 summarizes the dataset statistics. The benchmark follows a long-tail category distribution without collapsing onto a few dominant classes: the largest category (*landmarks*) accounts for 27.9% of questions, while no category falls below 4%. Cultural-question density varies across categories, with *recent history* (68%), *customs* (65%), *people* (65%) and *arts* (62%) being the most knowledge-intensive, and *daily_life* (46%) and *transport* (48%).

The two examples in Figure 1 illustrate the breadth of cultural knowledge HoraVQA targets: the first probes recognition of a contemporary commercial brand and its associated advertising, while the second requires identifying a 19th-century painting and reasoning about the social ideals it depicts. Together, they span pop-culture familiarity, historical art recognition, and period-specific social context.



Q: Care este motto-ul brandului din imagine?
A: „Încă una și mă duc.”
Q: What is the motto of the brand in the image?
A: “Just one more and I’m off.”



Q: Care este semnificația tabloului din imagine?
A: Tabloul „România Revoluționară” este o alegorie a idealurilor de libertate, unitate și renaștere națională ale poporului român. Femeia din tablou, un portret al Mariei Roșetti, simbolizează speranța și lupta revoluționarilor pașoptiști de la 1848.
Q: What is the meaning of the painting in the image?
A: “Revolutionary Romania” is an allegory of the Romanian people’s ideals of freedom, unity, and national rebirth. The woman in the painting, a portrait of Maria Roșetti, symbolizes the hope and struggle of the 1848 revolutionaries.

Figure 1: QA examples from the HoraVQA benchmark, shown in their original form (top) and translated into English (bottom). The first example refers to a well-known commercial associated with the brand depicted in the image, while the second concerns a famous painting portraying the ideals of Romanian society around 1850.

4 RoVLM Models

For training the RoVLM models, our aim was to build upon existing multilingual vision-language model architectures composed of a vision encoder, a multilingual language model backbone, and a multimodal projection module. Rather than introducing a new architecture, we systematically study the adaptation of modern multilingual VLMs to Romanian multimodal understanding tasks. We explore multiple combinations of vision and language backbones and training dataset mixes to evaluate their impact across diverse downstream tasks.

To adapt multilingual VLMs to Romanian, we employ instruction tuning on Romanian-centric multimodal data. Our training setup incorporates translated image-text and responses pairs alongside naturally occurring Romanian supervision, enabling controlled analysis of language-specific data effects in low-resource settings. We further investigate the role of OCR-rich samples and task diversity in improving grounded multimodal understanding.

For most of the experiments, including the ablation studies mentioned before, we resort to LLaVA-NeXT (Liu et al., 2024a) architecture for its simplicity and modularity. Besides LLaVA-NeXT, we

fine-tune models from three additional VLM families under the same recipe: Qwen2-VL (Wang et al., 2024), Qwen2.5-VL (Bai et al., 2025), and Gemma3 (Team et al., 2025). This spans two vision encoder families (CLIP-style and SigLIP), different connector designs, and three distinct language backbones, letting us test whether our findings generalize across architectures rather than being tied to a single design.

4.1 Training Setup

For all experiments, we used the same training setup: code-base, data mix (see Table 1, and hyperparameters. Following recent multimodal models (Wang et al., 2024; Team et al., 2025), we omit a dedicated alignment phase, directly training with the vision backbone frozen, while the adapter and language backbone are trainable. We train for one epoch with the AdamW optimizer and a cosine learning rate scheduler with a peak of 1.0×10^{-5} and a minimum learning rate $10 \times$ lower, preceded by a warm-up phase covering 2.5% of total steps. The effective batch size is 64, with a maximum sequence length of 8192 tokens. Full hyperparameters are listed in Appendix F.

4.2 Evaluation Suite

We evaluate on 19 benchmarks spanning six capability groups (Table 4), totalling 59,840 samples. *General understanding*, with MMBench (Liu et al., 2024b), MMStar (Chen et al., 2024a), SeedBench2 (Li et al., 2024) and *Knowledge & reasoning* with MMMU (Yue et al., 2024) and MME (Fu et al., 2026) probe broad multimodal competence. *Cultural coverage* combines CVQA (Romero et al., 2024) and ALM-Bench (Vayani et al., 2025) with the native Romanian RoMememes (Păiș et al., 2024) and HoraVQA; CVQA and RoMememes are treated as closed-form classification, while ALM-Bench and HoraVQA — both of which contain open-ended items — are scored by an LLM judge. *Generation & open-ended* benchmarks include Flickr30k-Caption (Dima and Cercel, 2025), scored with BLEU, ROUGE, and BERTScore, and Flickr30k-QA, LLaVA-Wild (Liu et al., 2024a), AyaVision-Bench (Dash et al., 2025), and m-WildVision (Dash et al., 2025), all scored by an LLM judge. *OCR & Document* test text extraction: CoSYN (Yang et al., 2025) is judge-scored against gold answer, while FinePDFs (Kydlíček et al., 2025) and RoMememes-OCR use Character Error Rate (CER), Word Error Rate (WER), and Average Normalized Levenshtein

Similarity (ANLS). *Grounding* with Pixmo-Count and Pixmo-Points (Deitke et al., 2025) measures counting and pointing accuracy, with an LLM used only to parse the model’s free-form answer before comparing against the gold value.

As can be seen in Table 4, about half of the benchmarks have native Romanian text; the rest were translated as described in Section 3.1. The full scoring protocol — per-benchmark metrics, judge models, and prompts — is given in Appendix C.

Task	Dataset	# Samples
General Understanding	MMBench	4,876
	MMStar	1,500
	SeedBench2	23,279
Knowledge & Reasoning	MMMU	900
	MME	2,374
Cultural	CVQA [†]	302
	ALM-Bench [†]	226
	RoMemes [†]	1,848
	HoraVQA [†]	580
Generation & Open-ended	Flickr30k-Caption	6,357
	Flickr30k-QA	6,357
	LLaVA-Wild	60
	AyaVisionBench [†]	135
	m-WildVision [†]	500
OCR & Documents	CoSyn	7,966
	FinePDFs [†]	1,254
	RoMemes-OCR [†]	462
Grounding	Pixmo-Count	527
	Pixmo-Points	337
Total		59,840

Table 4: Evaluation benchmarks grouped by the capability they probe. Datasets marked with [†] have Romanian question/answer text in their released form and are used as-is; unmarked datasets were translated from English by us. For two of the marked datasets (ALM-Bench and m-WildVision), the text is native Romanian but the in-image text was additionally translated by us. The translation and diacritic-restoration pipeline is described in Section 3.1.

5 Experiments and Analysis

In this section, we investigate (i) the impact of the collected corpora, (ii) which components — language or vision backbone — matter most, (iii) how important language-specific OCR data is, and (iv) the impact of translated images.

5.1 Main Results

First, we evaluate the extent to which our collected data actually improves performance in Romanian. To this end, we perform supervised fine-tuning on LLaVA-NeXT-Llama3-8B⁶ with our collected data, leading to *RoLLaVA* models. Figure 2 shows the clear improvement over the base model, with RoLLaVA improving across all categories, building an almost 20-point gap.

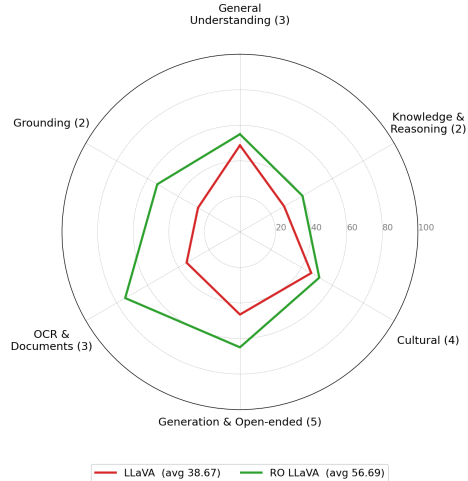


Figure 2: Performance comparison between the original LLaVA model and its Romanian adaptation. We note the stronger performance of RoLLaVA across each category.

Furthermore, we show that this improvement is not merely a byproduct of the architecture choice, but generalizes across vision encoders, language backbones, and model architectures. The results summarized in Table 5 stand as testament to that, with full results presented in Appendix A.

Model	OG	RO
LLaVA-NeXT-Llama3-8B	38.67	56.05
Qwen2-VL-2B	40.56	57.88
Qwen2-VL-7B	57.49	—
Qwen2.5-VL-3B	52.99	61.68
Qwen2.5-VL-7B	60.59	—
Qwen3-VL-2B	51.31	62.65
Qwen3-VL-4B	61.35	—
Qwen3-VL-8B	62.69	—
Gemma3-4B	52.36	57.14
Gemma3-12B	59.49	—

Table 5: Average performance, original model (OG, all instruct versions) versus Romanian-adapted variant (RO).

⁶llava-hf/llama3-llava-next-8b-hf

Model	HoraVQA Score
LLaVA-NeXT-Llama3-8B	40.60
<i>RO-LLaVA-NeXT-Llama3-8B</i>	47.78
Qwen2-VL-2B-Instruct	46.24
<i>RO-Qwen2-VL-2B</i>	56.09
Qwen2-VL-7B-Instruct	58.09
Qwen2.5-VL-3B-Instruct	54.19
<i>RO-Qwen2.5-VL-3B</i>	56.36
Qwen2.5-VL-7B-Instruct	61.00
Qwen3-VL-2B-Instruct	50.31
<i>RO-Qwen3-VL-2B</i>	54.00
Qwen3-VL-4B-Instruct	58.98
Qwen3-VL-8B-Instruct	60.81
Gemma3-4B-it	52.19
<i>RO-Gemma3-4B</i>	52.84
Gemma3-12B-it	58.91

Table 6: Overall HoraVQA performance per model.

5.2 HoraVQA Evaluation

Results on the curated HoraVQA benchmark are summarized in Table 6. Across multiple architectures, RoVLMs consistently outperform their original counterparts, with particularly substantial gains observed for LLaVA-NeXT, Qwen2-VL, and Qwen3-VL. Improvements for Qwen2.5-VL and Gemma3 are comparatively smaller, though still consistently positive. Comprehensive results are provided in Appendix A.

5.3 Influence of Language Backbone

To investigate the importance of a specialized language backbone, we start from the LLaVA-NeXT architecture and set the language backbones to Llama3-8B-Instruct⁷ and its Romanian counterpart⁸. We kept the same vision encoder and re-initialized the vision adapter (randomly, same exact setup for both models). Afterward, we use the same training setup as before.

In this case, the influence is negligible (56.05 RoLlama3 vs 55.92 for Llama3, see Appendix A) despite RoLlama3 showing significant improvements on linguistic tasks (Masala et al., 2024). This outcome can be attributed to several factors: (i) Llama3 had already a good understanding of Romanian, (ii) our 3.1M training samples provide provided substantial capacity for fine-tuning for Romanian understanding and generation, (iii) RoLlama3 was trained using a maximum sequence length of only 1024, which is exceeded in most of cases for multimodal tasks (i.e., an image of 512x512 already uses 1152 image tokens for LLaVA-NeXT).

Consistent with previous results, we observe that

⁷meta-llama/Meta-Llama-3-8B

⁸OpenLLM-Ro/RoLlama3-8b-Instruct-DPO

training in this setup (starting from a pre-trained vision encoder with a randomly initialized vision adapter and a text-only LLM) largely matches training from an existing checkpoint (where the adapter and LLM are already fine-tuned on English data): 56.69 versus 56.05.

5.4 Influence of Vision Backbone

For the vision encoder, we experiment with three different variants: CLIP⁹ (as in LLaVA-NeXT), SigLIP¹⁰, and SigLIP2¹¹. Figure 3 highlights several notable findings. SigLIP2, with its stronger emphasis on large-scale multilingual alignment, consistently outperforms SigLIP across all categories except the Cultural group, where it trails by a small margin. In the remaining categories, SigLIP2 either matches or surpasses SigLIP. However, neither SigLIP nor SigLIP2 shows improvements over CLIP; in particular, both models are severely outperformed by CLIP on the *OCR&Documents* category.

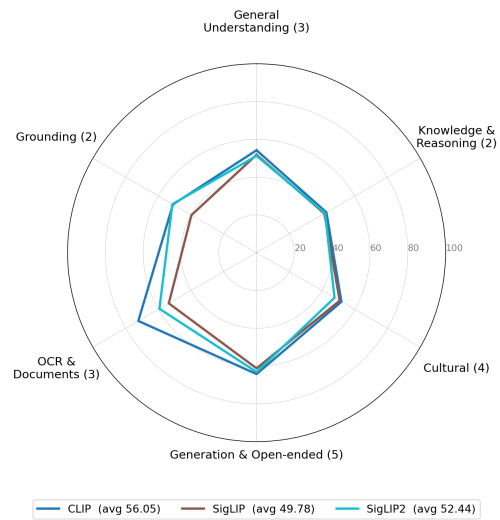


Figure 3: Performance comparison between CLIP, SigSLIP, and SigLIP2 visual backbones. Note the stronger overall performance of the CLIP backbone, especially on *OCR & Documents* category.

A plausible explanation for CLIP outperforming SigLIP and SigLIP2 as a vision encoder for Romanian OCR tasks is that CLIP preserves more locally discriminative, high-frequency visual structure, which is critical for exact character transcription. In contrast, SigLIP and especially SigLIP2 optimize more strongly for semantic robustness,

⁹openai/clip-vit-large-patch14-336

¹⁰google/siglip-so400m-patch14-384

¹¹google/siglip2-so400m-patch14-384

multilingual alignment, localization, and dense feature consistency, which may improve retrieval and grounding but can suppress the fragile local visual details needed for autoregressive OCR decoding (Zhai et al., 2023; Tschannen et al., 2025). This creates an objective mismatch: OCR requires literal visual fidelity, while modern contrastive VLM encoders increasingly optimize toward semantic abstraction and invariance. Similarly, Zhang et al. (2026) argue that contrastive encoders such as CLIP and SigLIP tend to enforce coarse category-level invariances that may suppress fine-grained visual cues required for downstream dense visual reasoning tasks.

5.5 Influence of OCR Data

In this section, we evaluate the influence of OCR data on downstream performance. Removing OCR data leads to lower performance across the board, not only on OCR-heavy evaluation (see red lines in Figure 4). Even in other categories (e.g., Cultural), certain evaluation samples may require text recognition within images. In such cases, the model needs to rely on its native OCR capabilities.

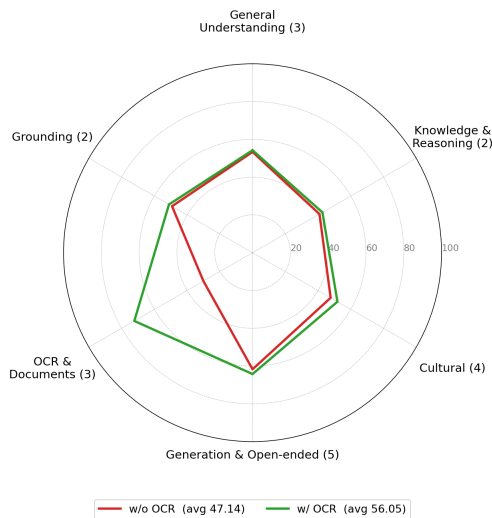


Figure 4: Performance comparison between the model trained on full data (green line) and without OCR data (red line). Note that performance decreases in all categories.

5.6 Influence of Translated Images

Finally, we are interested in the importance of images having text in the targeted language vs English sources. Results in Figure 5 reveal that, using translated images in the target language slightly increases the performance, with an average of 56.05

vs 54.29 for the baseline that employs native English images. Out of all categories, the largest performance gap can be observed for *Grounding* - around 5.6 points, followed by *Generation & Open-ended* categories with around 2.2 points.

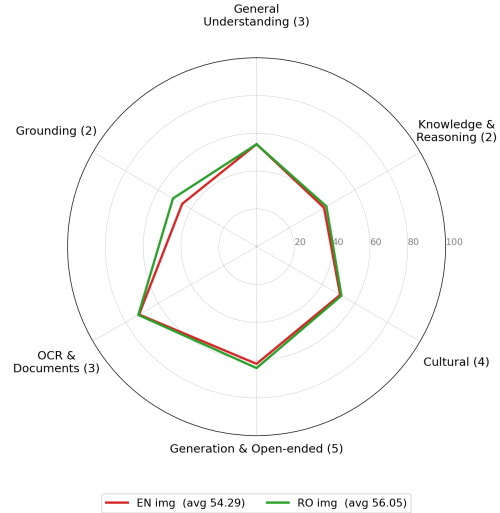


Figure 5: Performance comparison between the model trained on full Romanian images (green line) and without English images (except raw OCR data). Note the *Grounding* and *average* performance drop when using English images.

6 Conclusion

The dominant trajectory in multimodal modeling has been to scale a single generalist VLM across as many languages and tasks as possible. Our results argue that this is not the whole picture: specialized, language-targeted adaptation still pays for itself, even against models one size class larger. By combining translated multimodal supervision, in-image text translation, code-level regeneration of synthetic charts, and a substantial OCR/document mix, RoVLMs match or surpass English-only counterparts and several larger generalist baselines across 19 Romanian benchmarks. Together with HoraVQA, our native-speaker cultural benchmark, this gives the community both a recipe and an evaluation suite for Romanian multimodal work.

Beyond the raw numbers, our ablations show *why* and *how* specialized adaptation is worth doing. A Romanian-tuned text backbone alone changes little; what moves the needle is data composition — particularly OCR supervision, which improves every task category, not just text-rich ones — and the choice of vision encoder, where CLIP outperforms the multilingual SigLIP2 on OCR-sensitive splits

despite SigLIP2’s broader language coverage. The implication is that “multilingual” at the representation level does not automatically deliver grounded, OCR-faithful, culturally aware multimodal behavior. Specialized data and specialized benchmarks remain necessary.

Limitations

Although human-validated, most of the training and evaluation data originates from translated sources, largely due to the scarcity of high-quality, language-specific instruction datasets. Errors may arise both from translation of the textual instruction components (e.g., question–answer pairs) and from in-image text translation. Our in-image translation pipeline still leaves residual untranslated text in complex layouts, while the CoSyn regeneration strategy is applicable only to synthetic data with available source material.

Our findings are established on Romanian alone; whether the same adaptation recipe transfers to other low-resource European languages is an empirical question we do not tackle in this work.

A key limitation of our approach is that the models are trained primarily on existing and translated datasets, over which we have limited control. As a result, biases present in the original training data and inherited from upstream models or even from the translation models used, may persist and propagate into our system outputs. These biases can affect representation, language use, and downstream predictions. In addition, the current models do not incorporate dedicated safety mechanisms, meaning they may generate harmful, misleading, or otherwise unsafe content.

References

- Nahid Alam, Karthik Reddy Kanjula, Surya Guthikonda, Timothy Chung, Bala Krishna S Vegesna, Abhipsha Das, Anthony Susevski, Ryan Sze-Yin Chan, SM Uddin, Shayekh Bin Islam, and 1 others. 2024. Maya: An instruction finetuned multilingual multimodal model. *arXiv preprint arXiv:2412.07112*.
- Batyr Arystanbekov, Aspandiyar Nurimanov, Akylbek Maxutov, Vladimir Albrekht, Askat Kuzdeuov, and Huseyin Atakan Varol. 2026. Qolda: A small vision-language model for the kazakh language. *IEEE Access*, 14:46392–46414.
- Vlad-Andrei Bădoiu, Mihai-Valentin Dumitru, Alexandru M Gherghescu, Alexandru Agache, and Costin Raiciu. 2025. Llmic: Romanian foundation language model. *arXiv preprint arXiv:2501.07721*.
- Shuai Bai, Keqin Chen, Xuejing Liu, Jialin Wang, Wenbin Ge, Sibao Song, Kai Dang, Peng Wang, Shijie Wang, Jun Tang, Humen Zhong, Yuanzhi Zhu, Mingkun Yang, Zhaohai Li, Jianqiang Wan, Pengfei Wang, Wei Ding, Zheren Fu, Yiheng Xu, and 8 others. 2025. *Qwen2.5-vl technical report*. *Preprint*, arXiv:2502.13923.
- Lucas Beyer, Andreas Steiner, André Susano Pinto, Alexander Kolesnikov, Xiao Wang, Daniel Salz, Maxim Neumann, Ibrahim Alabdulmohsin, Michael Tschannen, Emanuele Bugliarello, and 1 others. 2024. Paligemma: A versatile 3b vlm for transfer. *arXiv preprint arXiv:2407.07726*.
- Samuel Cahyawijaya, Holy Lovenia, Joel Ruben Antony Moniz, Tack Hwa Wong, Mohammad Rifqi Farhan-syah, Thant Thiri Maung, Frederikus Hudi, David Anugraha, Muhammad Ravi Shulthan Habibi, Muhammad Reza Qorib, and 1 others. 2025. Crowd-source, crawl, or generate? creating sea-vl, a multicultural vision-language dataset for southeast asia. In *Proceedings of the 63rd Annual Meeting of the Association for Computational Linguistics (Volume 1: Long Papers)*, pages 18685–18717.
- Soravit Changpinyo, Linting Xue, Michal Yarom, Ashish Thapliyal, Idan Szpektor, Julien Amelot, Xi Chen, and Radu Soricut. 2023. Maxm: Towards multilingual visual question answering. In *Findings of the Association for Computational Linguistics: EMNLP 2023*, pages 2667–2682.
- Lin Chen, Jinsong Li, Xiaoyi Dong, Pan Zhang, Yuhang Zang, Zehui Chen, Haodong Duan, Jiaqi Wang, Yu Qiao, Dahua Lin, and 1 others. 2024a. Are we on the right way for evaluating large vision-language models? *Advances in Neural Information Processing Systems*, 37:27056–27087.
- Xi Chen, Josip Djolonga, Piotr Padlewski, Basil Mustafa, Soravit Changpinyo, Jialin Wu, Carlos Riquelme Ruiz, Sebastian Goodman, Xiao Wang, Yi Tay, and 1 others. 2023a. Pali-x: On scaling up a multilingual vision and language model. *arXiv preprint arXiv:2305.18565*.
- Xi Chen, Xiao Wang, Soravit Changpinyo, Anthony J Piergiovanni, Piotr Padlewski, Daniel Salz, Sebastian Goodman, Adam Grycner, Basil Mustafa, Lucas Beyer, and 1 others. 2022. Pali: A jointly-scaled multilingual language-image model. *arXiv preprint arXiv:2209.06794*.
- Zhe Chen, Jiannan Wu, Wenhai Wang, Weijie Su, Guo Chen, Sen Xing, Muyan Zhong, Qinglong Zhang, Xizhou Zhu, Lewei Lu, and 1 others. 2024b. Internvl: Scaling up vision foundation models and aligning for generic visual-linguistic tasks. In *Proceedings of the IEEE/CVF conference on computer vision and pattern recognition*, pages 24185–24198.
- Zhongzhi Chen, Guang Liu, Bo-Wen Zhang, Qinghong Yang, and Ledell Wu. 2023b. Altclip: Altering the

- language encoder in clip for extended language capabilities. In *Findings of the Association for Computational Linguistics: ACL 2023*, pages 8666–8682.
- Shanbo Cheng, Yu Bao, Qian Cao, Luyang Huang, Liyan Kang, Zhicheng Liu, Yu Lu, Wenhao Zhu, Jingwen Chen, Zhichao Huang, Tao Li, Yifu Li, Huiying Lin, Sitong Liu, Ningxin Peng, Shuaijie She, Lu Xu, Nuo Xu, Sen Yang, and 7 others. 2025. *Seed-x: Building strong multilingual translation llm with 7b parameters*. Preprint, arXiv:2507.13618.
- Wenliang Dai, Junnan Li, Dongxu Li, Anthony Tiong, Junqi Zhao, Weisheng Wang, Boyang Li, Pascale N Fung, and Steven Hoi. 2023. Instructblip: Towards general-purpose vision-language models with instruction tuning. *Advances in neural information processing systems*, 36:49250–49267.
- Rocktim Das, Simeon Hristov, Haonan Li, Dimitar Dimitrov, Ivan Koychev, and Preslav Nakov. 2024. Exams-v: A multi-discipline multilingual multimodal exam benchmark for evaluating vision language models. In *Proceedings of the 62nd Annual Meeting of the Association for Computational Linguistics (Volume 1: Long Papers)*, pages 7768–7791.
- Saurabh Dash, Yiyang Nan, John Dang, Arash Ahmadian, Shivalika Singh, Madeline Smith, Bharat Venkitesh, Vlad Shmyhlo, Viraat Aryabumi, Walter Beller-Morales, and 1 others. 2025. Aya vision: Advancing the frontier of multilingual multimodality. *arXiv preprint arXiv:2505.08751*.
- Matt Deitke, Christopher Clark, Sangho Lee, Rohun Tripathi, Yue Yang, Jae Sung Park, Mohammadreza Salehi, Niklas Muennighoff, Kyle Lo, Luca Soldaini, and 1 others. 2025. Molmo and pixmo: Open weights and open data for state-of-the-art vision-language models. In *Proceedings of the Computer Vision and Pattern Recognition Conference*, pages 91–104.
- George-Andrei Dima and Dumitru-Clementin Cercel. 2025. Parameter efficient multimodal instruction tuning for romanian vision language models. *arXiv preprint arXiv:2512.14926*.
- Chaoyou Fu, Peixian Chen, Yunhang Shen, Yulei Qin, Mengdan Zhang, Xu Lin, Jinrui Yang, Xiawu Zheng, Ke Li, Xing Sun, and 1 others. 2026. Mme: A comprehensive evaluation benchmark for multimodal large language models. *Advances in Neural Information Processing Systems*, 38.
- Musashi Hinck, Carolin Holtermann, Matthew Lyle Olson, Florian Schneider, Sungduk Yu, Anahita Bhiwandiwalla, Anne Lauscher, Shao-Yen Tseng, and Vasudev Lal. 2024. Why do llava vision-language models reply to images in english? In *Findings of the Association for Computational Linguistics: EMNLP 2024*, pages 13402–13421.
- Hsin Yi Hsieh, Shang-Wei Liu, Chang-Chih Meng, Chien-Hua Chen, Shuo-Yueh Lin, Hung-Ju Lin, Hen-Hsen Huang, I Wu, and 1 others. 2026. Taiwanvqa: Benchmarking and enhancing cultural understanding in vision-language models. *Advances in Neural Information Processing Systems*, 38.
- Hynek Kydliček, Guilherme Penedo, and Leandro von Werra. 2025. Finepdfs. <https://huggingface.co/datasets/HuggingFaceFW/finepdfs>.
- Bohao Li, Yuying Ge, Yixiao Ge, Guangzhi Wang, Rui Wang, Ruimao Zhang, and Ying Shan. 2024. Seed-bench: Benchmarking multimodal large language models. In *Proceedings of the IEEE/CVF Conference on Computer Vision and Pattern Recognition*, pages 13299–13308.
- Junchen Li, Qing Yang, Bojian Jiang, Shaolin Zhu, and Qingxuan Sun. 2025. Lrm-llava: overcoming the modality gap of multilingual large language-vision model for low-resource languages. In *Proceedings of the AAAI Conference on Artificial Intelligence*, volume 39, pages 24449–24457.
- Lei Li, Yuwei Yin, Shicheng Li, Liang Chen, Peiyi Wang, Shuhuai Ren, Mukai Li, Yazheng Yang, Jingjing Xu, Xu Sun, and 1 others. 2023. M³IT: A large-scale dataset towards multi-modal multilingual instruction tuning. *arXiv preprint arXiv:2306.04387*.
- Fangyu Liu, Emanuele Bugliarelli, Edoardo Maria Ponti, Siva Reddy, Nigel Collier, and Desmond Elliott. 2021. Visually grounded reasoning across languages and cultures. In *Proceedings of the 2021 Conference on Empirical Methods in Natural Language Processing*, pages 10467–10485.
- Haotian Liu, Chunyuan Li, Yuheng Li, and Yong Jae Lee. 2024a. Improved baselines with visual instruction tuning. In *Proceedings of the IEEE/CVF conference on computer vision and pattern recognition*, pages 26296–26306.
- Yuan Liu, Haodong Duan, Yuanhan Zhang, Bo Li, Songyang Zhang, Wangbo Zhao, Yike Yuan, Jiaqi Wang, Conghui He, Ziwei Liu, and 1 others. 2024b. Mmbench: Is your multi-modal model an all-around player? In *European conference on computer vision*, pages 216–233. Springer.
- Muhammad Maaz, Hanoona Rasheed, Abdelrahman Shaker, Salman Khan, Hisham Cholakkal, Rao M Anwer, Tim Baldwin, Michael Felsberg, and Fahad S Khan. 2024. Palo: A polyglot large multimodal model for 5b people. *arXiv preprint arXiv:2402.14818*.
- Mihai Masala, Denis Ilie-Ablachim, Alexandru Dima, Dragos Georgian Corlatescu, Miruna-Andreea Zavelca, Ovio Olaru, Simina-Maria Terian, Andrei Terian, Marius Leordeanu, Horia Velicu, and 1 others. 2024. “vorbesti românește?” a recipe to train powerful romanian llms with english instructions. In *Findings of the Association for Computational Linguistics: EMNLP 2024*, pages 11632–11647.
- Elio Musacchio, Lucia Siciliani, Pierpaolo Basile, Giovanni Semeraro, and 1 others. 2024. Llava-ndino:

- Empowering llms with multimodality for the italian language. In *NL4AI@ AI* IA*.
- Shravan Nayak, Kanishk Jain, Rabiul Awal, Siva Reddy, Sjoerd Van Steenkiste, Lisa Anne Hendricks, Karolina Stańczak, and Aishwarya Agrawal. 2024. Benchmarking vision language models for cultural understanding. In *Proceedings of the 2024 Conference on Empirical Methods in Natural Language Processing*, pages 5769–5790.
- Vasile Păiș, Sara Niță, Alexandru-Iulius Jerpelea, Luca Pană, and Eric Curea. 2024. Romemes: A multimodal meme corpus for the romanian language. *arXiv preprint arXiv:2410.15497*.
- Alec Radford, Jong Wook Kim, Chris Hallacy, Aditya Ramesh, Gabriel Goh, Sandhini Agarwal, Girish Sastry, Amanda Askell, Pamela Mishkin, Jack Clark, and 1 others. 2021. Learning transferable visual models from natural language supervision. In *International conference on machine learning*, pages 8748–8763. PmLR.
- David Romero, Chenyang Lyu, Haryo Akbarianto Wibowo, Teresa Lynn, Injy Hamed, Aditya Nanda Kishore, Aishik Mandal, Alina Dragonetti, Artem Abzaliev, Atnafu Lambebo Tonja, Bontu Fufa Balcha, Chenxi Whitehouse, Christian Salamea, Dan John Velasco, David Ifeoluwa Adelani, David Le Meur, Emilio Villa-Cueva, Fajri Koto, Fauzan Farooqui, and 57 others. 2024. [Cvqa: Culturally-diverse multilingual visual question answering benchmark](#). In *Advances in Neural Information Processing Systems*, volume 37, pages 11479–11505. Curran Associates, Inc.
- Christoph Schuhmann, Romain Beaumont, Richard Vencu, Cade Gordon, Ross Wightman, Mehdi Cherti, Theo Coombes, Aarush Katta, Clayton Mullis, Mitchell Wortsman, and 1 others. 2022. Laion-5b: An open large-scale dataset for training next generation image-text models. *Advances in neural information processing systems*, 35:25278–25294.
- Gemma Team, Aishwarya Kamath, Johan Ferret, Shreya Pathak, Nino Vieillard, Ramona Merhej, Sarah Perrin, Tatiana Matejovicova, Alexandre Ramé, Morgane Rivière, Louis Rouillard, Thomas Mesnard, Geoffrey Cideron, Jean bastien Grill, Sabela Ramos, Edouard Yvinec, Michelle Casbon, Etienne Pot, Ivo Penchev, and 197 others. 2025. [Gemma 3 technical report](#). *Preprint*, arXiv:2503.19786.
- Ashish V Thapliyal, Jordi Pont Tuset, Xi Chen, and Radu Soricut. 2022. Crossmodal-3600: A massively multilingual multimodal evaluation dataset. In *Proceedings of the 2022 Conference on Empirical Methods in Natural Language Processing*, pages 715–729.
- Chi Tran and Huong Le Thanh. 2024. Lavy: Vietnamese multimodal large language model. *arXiv preprint arXiv:2404.07922*.
- Michael Tschannen, Alexey Gritsenko, Xiao Wang, Muhammad Ferjad Naeem, Ibrahim Alabdulmohsin, Nikhil Parthasarathy, Talfan Evans, Lucas Beyer, Ye Xia, Basil Mustafa, and 1 others. 2025. Siglip 2: Multilingual vision-language encoders with improved semantic understanding, localization, and dense features. *arXiv preprint arXiv:2502.14786*.
- Ashmal Vayani, Dinura Dissanayake, Hasindri Watawana, Noor Ahsan, Nevasini Sasikumar, Omkar Thawakar, Henok Biadgign Ademtew, Yahya Hmaiti, Amandeep Kumar, Kartik Kukreja, and 1 others. 2025. All languages matter: Evaluating llms on culturally diverse 100 languages. In *Proceedings of the Computer Vision and Pattern Recognition Conference*, pages 19565–19575.
- Peng Wang, Shuai Bai, Sinan Tan, Shijie Wang, Zhihao Fan, Jinze Bai, Keqin Chen, Xuejing Liu, Jialin Wang, Wenbin Ge, and 1 others. 2024. Qwen2-vl: Enhancing vision-language model’s perception of the world at any resolution. *arXiv preprint arXiv:2409.12191*.
- Weiyun Wang, Zhangwei Gao, Lixin Gu, Hengjun Pu, Long Cui, Xingguang Wei, Zhaoyang Liu, Linglin Jing, Shenglong Ye, Jie Shao, and 1 others. 2025. Internvl3. 5: Advancing open-source multimodal models in versatility, reasoning, and efficiency. *arXiv preprint arXiv:2508.18265*.
- Yue Yang, Ajay Patel, Matt Deitke, Tanmay Gupta, Luca Weihs, Andrew Head, Mark Yatskar, Chris Callison-Burch, Ranjay Krishna, Aniruddha Kembhavi, and 1 others. 2025. Scaling text-rich image understanding via code-guided synthetic multimodal data generation. In *Proceedings of the 63rd Annual Meeting of the Association for Computational Linguistics (Volume 1: Long Papers)*, pages 17486–17505.
- Xiang Yue, Yuansheng Ni, Kai Zhang, Tianyu Zheng, Ruoqi Liu, Ge Zhang, Samuel Stevens, Dongfu Jiang, Weiming Ren, Yuxuan Sun, and 1 others. 2024. Mmmu: A massive multi-discipline multimodal understanding and reasoning benchmark for expert agi. In *Proceedings of the IEEE/CVF conference on computer vision and pattern recognition*, pages 9556–9567.
- Xiaohua Zhai, Basil Mustafa, Alexander Kolesnikov, and Lucas Beyer. 2023. Sigmoid loss for language image pre-training. In *Proceedings of the IEEE/CVF international conference on computer vision*, pages 11975–11986.
- Boqiang Zhang, Lei Ke, Ruihan Yang, Qi Gao, Tianyuan Qu, Rossell Chen, Dong Yu, and 1 others. 2026. Penguin-vl: Exploring the efficiency limits of vlm with llm-based vision encoders. *arXiv preprint arXiv:2603.06569*.
- Kaichen Zhang, Bo Li, Peiyuan Zhang, Fanyi Pu, Joshua Adrian Cahyono, Kairui Hu, Shuai Liu, Yuanhan Zhang, Jingkang Yang, Chunyuan Li, and Ziwei Liu. 2024. [Lmms-eval: Reality check on the evaluation of large multimodal models](#). *Preprint*, arXiv:2407.12772.

A Additional Results

Language backbone influence results are presented in Figure 6.

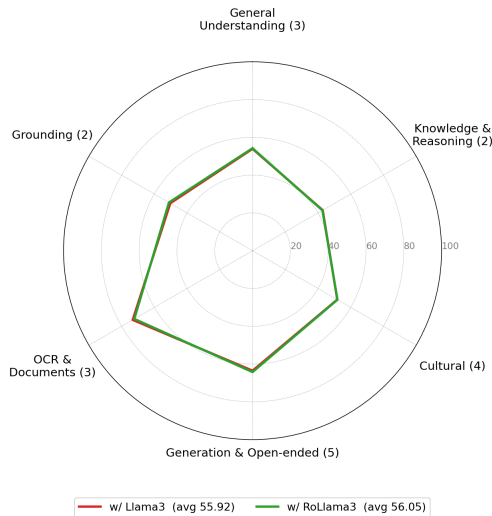


Figure 6: Performance comparison between Llama3 and RoLlama3 language backbone. Note that both backbones perform similarly.

The results for each category across multiple architectures are presented in the Figure 7. There is a clear improvement across all considered architectures, with the performance gap closing with stronger models (e.g. Qwen3-VL vs Qwen2-VL).

Full results of the evaluated models, with per benchmark scores are presented in Table 7.

Full results on HoraVQA are presented in Table 8. We note that regarding format, open-ended question are significantly harder to multi-choice questions, with an almost 25 point gap. Similarly, models are weaker on culturally-grounded items with an 11 point difference. Topic-level scores span roughly fourteen points and fall into three tiers. The strongest results — People (56.52), Traditions (55.28), and Daily life (55.06) — involve visually generic content that benefits from web-scale pretraining regardless of cultural origin. A middle tier (Recent History 52.93, Transport 51.45, Food&Drinks 49.61, Landmarks 49.50) covers concepts that are visually identifiable but require linking a recognizable cue to a specific Romanian referent, and is therefore bottlenecked by named-entity knowledge of Romania. The weakest tier — Sports (48.14) and especially Arts (43.00) — is dominated by knowledge-heavy categories that demand fine-grained discrimination of specific athletes, events, artworks, and styles, areas that are both more demanding visually and chronically underrepresented

for Romanian culture in mainstream VLM training data.

B Translation Process

Figure 8 and Figure 9 present examples of translated image pairs. It is important to note that, during the translation process, we aim to preserve the original formatting as closely as possible, including font type, font size, and text placement. Numerical values are retained without modification to prevent errors or hallucinations that could compromise critical information. While the system supports translation from multiple languages, not only English (see Figure 9), the process is not entirely foolproof, as certain portions of the text may not be correctly recognized and therefore remain untranslated.

C Evaluation Protocol

For evaluation we integrate all tasks into Imms-eval (Zhang et al., 2024). For already existing tasks (i.e. MMBench, MMStar, MMMU, MME, SeedBench2, LLaVA-Wild) we inherit existing code with minimal changes (i.e. dataset loading, prompt language). For other benchmarks we write our own tasks definition in the Imms-eval framework.

In the evaluation process we also integrate LLM judges where is required and we define two tasks that they solve: answer extraction and simple matching (MMBench, CoSyn, PixmoCount, Pixmo-Points, Flickr30k-QA) and quality judgment (LLaVA-Wild, ALM-Bench, AyaVision-Bench, m-WildVision and HoraVQA). For the former we employ Qwen3-32B¹², while for the latter we use GPT-5.4¹³ as judge.

Details regarding the judges used, metrics reported and prompts are presented in Table 9.

For MME evaluation, we report the average of normalized scores for Cognition (score/8) and Perception (score/20).

D Annotation Process

Human annotation was incorporated at multiple stages throughout this work, including: (i) translation curation and (ii) benchmark construction.

Because the translation process is inherently noisy and may occasionally produce critical failures (e.g., empty outputs or repetitive text extending to the maximum token limit), we employ a semi-automatic annotation pipeline to identify and

¹²<https://huggingface.co/Qwen/Qwen3-32B>

¹³gpt-5.4-2026-03-05

Model	Aggregate		General Understanding			Knowledge & Reasoning		Cultural			Generation & Open-ended					OCR & Documents			Grounding		
	Micro	Macro	MMBench	MMStar	SeedBench2	MMMU	MME	CQA	ALM-Bench	RoMeMes	RoCultVLM	RoFlickr30K-Caption	RoFlickr30K-QA	LLaVA-Wild	AyaVisionBench	m-WildVision	RoCosyn	RoFinepdfs	RoMeMes OCR	PixmoCount	PixmoPoints
llava-v1.6-mistral-7b-4bit-RoVQA-lora	34.84	33.61	49.69	33.54	52.96	26.67	46.24	21.52	44.87	11.16	25.50	74.33	70.34	24.01	30.67	32.46	31.51	0.77	35.62	39.66	10.39
Llama-3.2-11B-Vision-Instruct-RoVQA	50.18	47.17	58.36	45.17	60.66	39.44	45.50	70.86	69.56	36.20	55.16	80.45	83.10	42.75	43.85	45.22	46.60	7.27	64.87	48.01	10.39
LLaVA-NeXT-Mistral-7B	38.18	36.54	48.37	30.52	51.85	31.67	39.15	55.63	52.88	30.25	37.90	66.68	55.71	29.58	26.15	39.18	32.29	1.99	39.66	45.54	10.39
LLaVA-NeXT-Llama3-8B	41.02	38.67	60.91	37.34	47.93	33.22	24.16	57.62	47.43	39.45	40.60	67.60	61.25	29.58	32.52	41.56	36.33	3.52	64.01	44.02	10.39
RO-LLaVA-NeXT-Llama3-8B	58.29	56.69	67.72	43.32	53.92	34.67	46.49	59.60	55.88	42.66	47.78	84.71	85.53	50.59	46.59	57.34	57.83	78.13	87.46	57.12	50.16
Qwen2-VL-2B-Instruct	41.39	40.56	51.47	37.94	52.54	34.56	31.22	57.62	37.57	30.77	46.24	64.55	45.64	21.17	24.44	29.66	41.01	37.53	86.34	45.73	10.39
RO-Qwen2-VL-2B	59.05	57.88	65.25	40.50	65.84	36.78	49.10	65.56	60.88	34.00	56.09	83.69	82.92	42.49	45.70	55.92	57.22	85.50	83.74	63.76	47.03
Qwen2-VL-7B-Instruct	59.13	57.49	68.42	52.47	66.30	45.78	65.48	72.19	64.64	55.16	58.09	70.88	71.88	34.75	51.41	56.06	55.40	79.57	90.48	54.08	10.39
Qwen2.5-VL-3B-Instruct	54.56	52.99	62.00	47.50	60.95	40.56	61.00	64.90	55.53	50.15	54.19	71.04	60.43	37.86	43.11	47.64	56.04	79.45	91.29	42.69	10.39
RO-Qwen2.5-VL-3B	62.81	61.68	69.97	50.42	68.30	41.22	61.68	70.53	67.12	35.51	56.36	83.46	83.44	53.88	55.56	59.90	67.75	85.96	67.93	69.64	44.82
Qwen2.5-VL-7B-Instruct	62.84	60.59	72.91	56.25	69.44	45.78	61.18	72.85	67.96	54.19	61.00	70.92	74.87	51.18	59.78	65.10	66.45	81.48	91.07	61.11	10.53
Qwen3-VL-2B-Instruct	51.51	51.31	62.69	45.92	63.38	38.33	61.59	57.95	48.72	46.68	50.31	70.09	30.59	29.89	43.04	44.76	48.63	78.62	91.04	56.36	10.09
RO-Qwen3-VL-2B	63.36	62.65	71.90	50.73	69.29	40.22	62.19	61.92	60.97	36.71	54.00	83.80	85.70	50.40	55.33	60.08	64.07	86.85	89.54	65.28	54.89
Qwen3-VL-4B-Instruct	63.07	61.35	74.07	55.28	71.18	49.33	75.12	67.55	57.96	55.84	58.98	70.15	90.48	38.29	69.04	61.18	62.63	80.36	89.92	60.15	10.81
Qwen3-VL-8B-Instruct	64.84	62.69	76.39	56.92	72.53	50.44	77.05	71.52	61.73	54.94	60.81	70.41	95.49	45.10	72.44	64.20	64.07	80.31	89.47	57.12	11.04
Gemma3-4B-it	55.53	52.36	59.13	41.49	57.55	36.67	57.32	64.90	65.97	43.24	52.19	70.93	81.66	54.84	52.81	60.80	48.40	67.12	89.47	40.42	10.21
RO-Gemma3-4B	59.54	57.14	69.96	46.01	62.83	38.67	54.62	64.24	65.40	40.78	52.84	84.35	84.74	55.71	47.04	57.60	59.06	84.35	86.33	51.80	24.87
Gemma3-12B-it	63.23	59.49	70.43	51.86	65.59	46.67	70.22	76.16	79.30	52.33	58.91	71.55	87.15	74.53	67.63	70.66	55.40	70.78	79.52	42.31	10.39
InternVL3_5-2B	49.79	49.00	62.46	51.86	61.85	42.11	45.11	49.34	47.48	47.02	42.55	68.78	53.66	20.30	42.30	38.82	49.12	76.16	89.92	46.87	10.29

Table 7: Per-benchmark results across all evaluated VLMs. Columns are grouped by capability (general understanding, knowledge & reasoning, cultural, generation & open-ended, OCR & documents, grounding). Micro is the mean over individual benchmarks; Macro is the mean over capability groups.

Model	Overall		Format		Cultural		Topic								
	All		MCQ	Open	Cult	Non-Cult	Arts	Recent History	Daily	Traditions	Food&Drinks	Landmarks	People	Sports	Transport
llava-v1.6-mistral-7b-4bit-RoVQA-lora	25.50		26.65	23.06	27.63	22.71	21.28	19.20	24.46	31.11	22.24	27.16	23.87	30.30	23.26
Llama-3.2-11B-Vision-Instruct-RoVQA	55.16		62.69	39.19	54.07	56.57	41.03	61.60	63.93	59.63	55.14	54.94	56.13	56.97	43.91
LLaVA-NeXT-Mistral-7B	37.90		46.70	19.25	34.04	42.95	26.92	36.80	43.39	45.31	39.63	38.02	34.19	24.55	35.65
LLaVA-NeXT-Llama3-8B	40.60		50.25	20.16	37.48	44.70	22.56	49.60	46.61	53.21	40.37	39.57	30.00	35.76	36.30
RO-LLaVA-NeXT-Llama3-8B	47.78		56.35	29.62	40.64	57.13	38.46	54.00	48.75	54.81	47.57	43.52	44.84	54.24	51.52
Qwen2-VL-2B-Instruct	46.24		58.38	20.54	43.71	49.56	40.77	46.80	52.50	49.63	39.81	47.90	63.23	41.52	38.04
RO-Qwen2-VL-2B	56.09		65.99	35.11	48.12	66.53	53.59	53.60	68.21	63.09	59.16	49.88	60.32	40.61	55.43
Qwen2-VL-7B-Instruct	58.09		66.75	39.73	52.43	65.50	51.28	71.20	61.25	62.59	47.20	58.09	71.94	54.24	63.70
Qwen2.5-VL-3B-Instruct	54.19		60.91	39.95	52.67	56.18	50.77	54.40	61.96	56.42	42.99	56.54	66.45	56.97	51.09
RO-Qwen2.5-VL-3B	56.36		64.47	39.19	51.09	63.27	51.28	49.60	53.93	58.64	57.66	56.91	71.29	45.76	55.87
Qwen2.5-VL-7B-Instruct	61.00		66.50	49.35	54.86	69.04	53.85	56.00	68.57	63.70	55.51	59.38	73.55	61.52	65.43
Qwen3-VL-2B-Instruct	50.31		58.12	33.76	43.80	58.84	42.05	51.20	55.54	49.63	47.66	49.69	57.74	49.70	55.43
RO-Qwen3-VL-2B	54.00		61.17	38.82	46.69	63.59	51.79	59.60	53.75	54.69	57.94	50.19	62.26	45.15	56.96
Qwen3-VL-4B-Instruct	58.98		68.78	38.23	52.31	67.73	50.51	62.00	66.96	57.90	54.30	58.77	69.03	52.73	66.09
Qwen3-VL-8B-Instruct	60.81		70.56	40.16	53.13	70.88	48.46	69.20	63.39	60.25	64.77	56.30	70.32	70.30	58.04
Gemma3-4B-it	52.19		58.88	38.01	49.36	55.90	41.54	50.00	51.25	54.57	57.48	51.30	52.90	52.12	49.78
RO-Gemma3-4B	52.84		60.66	36.29	49.18	57.65	40.77	47.20	51.25	55.80	58.04	50.74	56.45	53.64	55.22
Gemma3-12B-it	58.91		63.96	48.23	57.69	60.52	45.13	68.40	58.21	68.64	62.99	53.70	62.58	51.52	60.87
InternVL3_5-2B	42.55		52.03	22.47	33.40	54.54	44.87	45.20	52.14	50.62	32.06	37.96	46.77	36.97	55.00
Average	51.03		58.94	34.27	46.44	57.04	43.00	52.93	55.06	55.28	49.61	49.50	56.52	48.14	51.45

Table 8: HoraVQA per-category scores across all evaluated VLMs. Columns are grouped by format (MCQ vs. open-ended), cultural-vs-non-cultural split, and topic category.

Dataset	Metric reported	Judge used	Prompt (short)
MMStar	Accuracy	-	
MMMU	Accuracy	-	{Question}
SeedBench2	Accuracy	-	{Options}
CVQA	Accuracy	-	Răspunde cu litera opțiunii alese.
RoMemes	Accuracy	-	
MMBench	Accuracy	Qwen3-32B	
MME	Accuracy	-	{Question} Răspundeți cu da sau nu.
ALM-Bench	Score (0-10)	GPT-5.4	
HoraVQA	Score (0-10)	GPT-5.4	
LLaVA-Wild	Score (0-10)	GPT-5.4	
AyaVisionBench	Score (0-10)	GPT-5.4	{Question}
m-WildVision	Score (0-10)	GPT-5.4	
Flickr30k-QA	Score (0-10)	Qwen3-32B	
CoSyn	Score (0-10)	Qwen3-32B	
Flickr30k-Caption	BERTScore	-	Describe pe scurt această imagine.
FinePDFs	ANSL	-	Extrage întocmai textul și doar textul din această imagine, rezolvă task-ul de OCR.
RoMemes-OCR	ANSL	-	
Pixmo-Count	Exact match	Qwen3-32B	Câte {label} sunt în imagine? Răspundeți doar cu un număr. Indicați toate aparițiile lui {label}.
Pixmo-Points	F1	Qwen3-32B	Răspundeți cu o listă de puncte în forma “x1” “y1” “x2” “y2” ... sau cu «Nu există în imagine.» dacă nu există niciunul.

Table 9: Evaluation benchmarks grouped by prompt template, together with the metric reported and the judge used.

correct such issues. Specifically, translation pairs are automatically flagged when the translated text differs in length from the source text by a factor greater than 1.5 \times . These flagged pairs, along with a random sample of additional examples, are then reviewed by a single human annotator proficient in both English and Romanian. The annotator’s role is to verify and, where necessary, correct the translations.

HoraVQA was constructed by seven native Romanian-speaking annotators (four men and three women), who together contributed 232 unique images and 580 question–answer pairs split into 394 multiple-choice and 186 open-ended items. Annotation effort was uneven: five annotators each produced roughly 90–135 QA pairs over 24–57 images, while two contributed smaller sets (16 and 10 QA pairs), yielding a long-tailed distribution that nevertheless preserves stylistic diversity across question authors. The MCQ-to-open-ended ratio also varies by annotator, ranging from near-balanced (e.g., 61/74) to predominantly multiple-choice (e.g., 99/25), which we retain rather than rebalance in order to reflect natural authoring pref-

erences.

E Training Data

Our training mixture spans five capability groups (Alignment, Captioning, General VQA & Instruction, OCR & Documents, Grounding) whose statistics are summarised in Table 10 (Qwen3-VL tokenizer). We observe substantial variation in text complexity and visual structure across domains. Mean response length (supervised tokens) ranges from 24 tokens in Alignment (very short-captions) to 367 in Captioning — a 15 \times gap at the group level, Visual token usage exhibits a similarly broad range: low-resolution Alignment images consume on average 186 input tokens, whereas high-resolution document scans in OCR & Documents consume 2,552, reflecting an order-of-magnitude difference in visual density under a fixed pixel budget. Interaction structure also varies sharply: Alignment, Captioning and Grounding are strictly single-turn, OCR & Documents averages 1.46 assistant responses per sample, and General VQA & Instruction averages 3.79. This diversity in text complexity, visual structure and turn pattern moti-

vates evaluating Romanian vision–language models on a correspondingly broad benchmark suite, beyond the narrow captioning protocols typical of prior work.

F Training Setup

Table 11 summarizes the hyperparameters used across all training runs. This configuration was selected through small-scale experiments conducted on a single training dataset (llava_mix), in which we evaluated peak learning rates of 1.0×10^{-4} , 1.0×10^{-5} , and 1.0×10^{-6} , as well as warm-up ratios of 1.0% and 2.5%.

One epoch for finetuning LLaVA-NeXT-Llama3-8B required 640 GPU (H200) hours, while training Qwen2-VL required 304 GPU hours. 276 hours were required for Qwen2.5-VL, with 178 required for Qwen3-VL and 170 hours for Gemma3.

Task	Input tokens	Response tokens	Turns
Alignment	186	24	1.00
Captioning	1,590	367	1.00
General VQA & Instruction	835	158	3.79
OCR & Documents	2,552	252	1.46
Grounding	982	27	1.00
Total	1,312	191	1.98

Table 10: Per-group statistics over the Romanian VLM training mixture (train splits only). *Input tokens* = mean number of input tokens, dominated by image-token expansion and thus a proxy for visual density. *Resp. tok.* = mean number of supervised label tokens per sample, a proxy for textual response complexity. *Turns* = mean number of assistant responses.

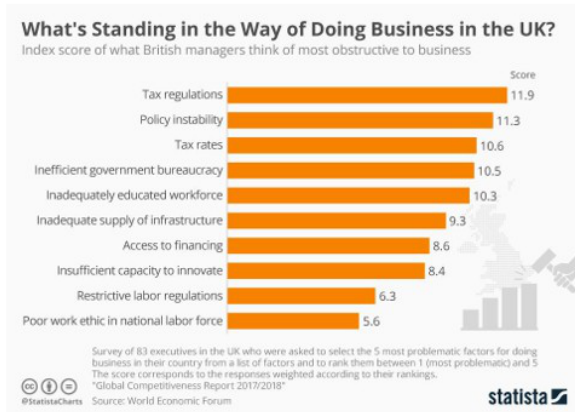
Hyperparameter	Value
Vision backbone	frozen
Adapter	trainable
Language backbone	trainable
Optimizer	AdamW
Weight decay	0.0
Gradient clipping	1.0
LR schedule	cosine
Peak learning rate	1.0e−5
Minimum learning rate	1.0e−6
Warm-up	2.5% of total steps
Epochs	1
Effective batch size	64
Max sequence length	8192
Precision	bf16
Hardware	8× H200

Table 11: Training hyperparameters, shared across all experiments. The vision backbone is kept frozen while the adapter and language backbone are updated. All runs use a single epoch with a cosine schedule and a short linear warm-up.



Figure 7: Performance comparison between the original models and the Romanian adaptations across multiple architectures. Note the stronger performance of RO variant across each architecture. For newer and stronger base models, the gains less but still clearly visible.

Original



Translated



Figure 8: Example of original and translated image pair.

Original



Translated



Figure 9: Example of original and translated image pair.