

From Prompt Injection to Persistent Control: Defending Agentic Workspaces Against Trojan Backdoors

Jiejun Tan Zhicheng Dou* Xinyu Yang Yuyang Hu
Yiruo Cheng Xiaoxi Li Ji-Rong Wen

Gaoling School of Artificial Intelligence, Renmin University of China
{zstanjj, dou}@ruc.edu.cn

Abstract

LLM agents are evolving from conversational chatbots to operational tools in real-world workspaces. In local agentic harnesses, an LLM can read and write files, call tools, and reuse workspace state across sessions. While such capabilities enhance utility, they also expose a new attack surface for attackers. Attackers can embed a prompt injection within a file or tool output. Agents may read this hidden instruction, store it, and execute it later. In this multi-step trojan attack paradigm, no individual step appears malicious on its own, but these steps can collectively turn untrusted text into persistent control content. However, existing defenses often inspect each step in isolation. As a result, they can block a clear harmful action, but fail to detect the earlier write operation that plants the backdoor. To reveal this threat, we introduce ClawTrojan, a benchmark designed to identify multi-step trojan attacks in local agentic harnesses. In an OpenClaw-style simulated workspace with GPT-5.4, ClawTrojan reaches a 95.5% attack success rate (ASR), while existing single-turn prompt-injection attacks produce near-zero ASR on the same model. To address this threat, we propose DASGuard, which scans control-like text in sensitive local files, traces its origin, and removes control content that does not originate from a trusted source. Our results show that DASGuard achieves strong dynamic defense by combining runtime attack blocking with sanitized commits to the workspace¹.

1 Introduction

LLM-powered systems are moving from web chat boxes to real work environments (Nakano et al., 2021; Karpas et al., 2022; Yao et al., 2023; Schick et al., 2023). Personal automation agents expose local tools through chat gateways, while

command-line coding agents expose similar capabilities through a terminal (Abhinav and Contributors, 2026; HKUDS, 2026; Anthropic, 2026; OpenAI, 2026a). We refer to these systems as *agentic harnesses* (Wang et al., 2024; Meng et al., 2026): runtime environments that wrap an LLM with local tools, memories, and policies for multi-step tasks. This shift also gives attackers a new place to pose attacks: the local workspace.

This local setting raises new challenges for agentic harness security (Wei et al., 2026; Liu et al., 2026). In a web chat system, a prompt injection usually tries to affect the current conversation (Perez and Ribeiro, 2022). In a local agentic harness, an attack can be written into a file that the harness will read again later (Abdelnabi et al., 2023; Debenedetti et al., 2024). Once the harness treats this content as an instruction, the attack is no longer only in the current prompt. It becomes part of the harness’s future control content.

We call this threat a *multi-step trojan attack* against agentic harnesses. The attacker does not need to cause harm in one obvious step. Instead, the attacker can place small and natural-looking rules in different places. For example, a project note may say that release reports need a short diagnostic block. A later config file may define that block as text copied from `private_notes.txt`. When the user asks for the release report, the harness may copy private text into a shared document. Each step can look harmless by itself, but together they can produce an irreversible outcome.

This threat is also not well exposed by several existing prompt-attack datasets. In our preliminary experiments, AgentDojo (Debenedetti et al., 2024) and InjecAgent (Zhan et al., 2024) produce near-zero attack success on latest LLMs like GPT-5.4 (OpenAI, 2026b) and GLM-5.1 (Z.AI, 2026) without defense. This suggests that existing single-context attacks have become too easy for newer strong base models to recognize.

*Corresponding author.

¹Code and data are available at: <https://github.com/RUC-NLPIR/ClawTrojan>.

Such attacks are hard to defend against for two reasons. (1) The attack can be spread across many turns and many files. A detector that checks only one step may see only a normal note or a normal tool output. (2) The attack remains in the workspace after the first attack ends. Even if the current run does not leak data or send a message, the harness may have already saved a backdoor that will be used in a future run.

This means that the central question is not only “*is this input malicious?*” It is more important to detect whether untrusted content has become persistent instruction or policy-like content in the harness’s workspace. Existing defense methods are not built for this question. They can block a clearly dangerous action, but they may miss an earlier write into the local instructions, policies, or action targets.

To study this problem, we build **ClawTrojan**, a benchmark for multi-step trojan attacks in agentic harnesses. The benchmark includes diverse ways to plant and re-trigger workspace backdoors. It tests not only whether a defense can stop a harmful action that causes an irreversible outcome, but also earlier steps that plant backdoors in the workspace. ClawTrojan is meant to help improve agent safety, not only to report failures. It gives harness developers runnable cases for finding the planting step, blocking the later trigger, and checking clean tasks for false alarms.

In an OpenClaw-style workspace using GPT-5.4, ClawTrojan reaches an ASR of 95.5%. Our evaluation also shows that existing prompt separation, detection, and action-gating defenses struggle with this new threat (Chen et al., 2024a; Jacob et al., 2025; Liu et al., 2026; Zhu et al., 2025; DeBenedetti et al., 2025). They can block a visible harmful action, but often miss earlier writes into persistent local control content. They also cannot clean the planted backdoor. We therefore propose **DASGuard**, a *Detect*, *Attribute*, and *Sanitize* defense, inspired by trojan detection and mitigation in security systems (Wang et al., 2019; Doan et al., 2020). DASGuard first detects controlling text in sensitive local files, attributes each span to a content source, and sanitizes unauthorized control content.

Our contributions are threefold: (1) We identify a new security threat for agent harnesses: multi-step trojan attacks that plant backdoors in the local workspace. (2) **ClawTrojan**: The first multi-step trojan attack benchmark for local agentic harnesses, covering attack types such as memory

poisoning, trust laundering, and skill poisoning. (3) **DASGuard**: A Detect-Attribute-Sanitize defense method that prevents untrusted content from becoming persistent harness control content.

2 Related Work

2.1 Benchmarks for Agent Security

Recent benchmarks study how LLM agents behave when external content is untrusted. InjecAgent (Zhan et al., 2024), AgentDojo (DeBenedetti et al., 2024), and ToolEmu (Ruan et al., 2024) cover indirect prompt injection and tool-use risks in agent settings, with different tradeoffs between realistic environments and scalable emulation. Within the OpenClaw ecosystem, ClawSafety (Wei et al., 2026) measures model robustness under prompt injection, while Claw-Eval (Ye et al., 2026) and QwenClawBench (Qwen Team and Data Team, Alibaba Group, 2026) focus mainly on task reliability in OpenClaw-style harnesses.

These benchmarks are important, but they mostly ask whether an agent executes a bad action after reading one malicious input, or whether it can finish a normal task. ClawTrojan asks a different question: *whether an agentic harness lets untrusted text become persistent instructions or policy-like workspace state*. Our benchmark therefore annotates multi-step attack chains, not just final actions. This makes the benchmark useful for testing dynamic defenses that intercept both the planting write and the later harmful action, rather than only measuring final attack success.

2.2 Defenses for Agentic Prompt Injection

Existing defenses usually protect either the agent boundary or the current reasoning context. Boundary defenses add rules, classifiers, or capability checks before the agent consumes untrusted data or performs risky actions. ClawKeeper (Liu et al., 2026), the closest OpenClaw defense, combines skill-level policies, plugin-level enforcement, and watcher intervention for agents with file and shell access. Context defenses ask whether untrusted content is driving the next action. For example, MELON (Zhu et al., 2025) replays masked trajectories to test whether tool content changes the agent’s action, and AgentSentry (Zhang et al., 2026) uses boundary replay to localize and purify indirect takeover in multi-turn settings.

DASGuard targets a different surface: the persistent harness workspace. It detects control-like

text in sensitive local files, attributes that text to a trusted or untrusted source, and sanitizes unauthorized control content. This shifts the defense question from “will the next action be safe?” to “has untrusted content become a future instruction?”

2.3 Trojan and Backdoor Attacks

Security research uses *trojan* or *backdoor* to describe attacks that install hidden behavior and wait for a later trigger. In classic systems, the hidden behavior may be planted in software or configuration. In machine learning, backdoored models behave normally on clean inputs but misbehave on triggered inputs; prior work has studied both such attacks and defenses against them (Wang et al., 2019; Doan et al., 2020).

ClawTrojan brings this idea to local agentic harnesses. The trigger is not a pixel pattern or a special token in a model input. It is persistent workspace state: a remembered rule, a trusted-looking local document, a fragmented instruction spread across files, or a poisoned skill. Each step may look harmless because the harmful behavior is delayed until later context makes the planted rule actionable. This is why our work treats multi-step trojan attacks as a separate threat class and pairs the ClawTrojan benchmark with DASGuard, a defense that detects, attributes, and removes unauthorized control-like content before it can be reused.

3 Problem Formulation

3.1 Agent Harness Model

We view an agent as an LLM inside a runtime harness that manages instructions, tools, and reusable content (Wang et al., 2024; Meng et al., 2026). Our setting is a local OpenClaw-style workspace, where the harness can read files, call skills, update memory, and reuse local content across turns (Qwen Team and Data Team, Alibaba Group, 2026). An execution is a trajectory $\tau = (x_1, a_1, \dots, x_T, a_T)$, where x_t is the context visible at step t and a_t is the next harness operation. The key security question is whether untrusted content is allowed to become future control content.

3.2 Preliminary Study

We first checked whether standard prompt-injection benchmarks still provide a strong threat signal for recent base agents. On AgentDojo, GPT-5.4 (OpenAI, 2026b) under no defense reached 0 targeted ASR on our expanded subset across the workspace,

slack, travel, and banking suites. On InjecAgent, a GPT-5.4 no-defense smoke run over direct-harm and data-stealing cases also reached 0 ASR. Small GLM-5.1 (Z.AI, 2026) probes show the same qualitative trend when runs complete, although some AgentDojo runs are limited by provider capacity.

These results suggest a mismatch between older prompt-attack datasets and the current strong-model setting. InjecAgent includes two-stage attacks, but the attacker’s information transfer remains inside the same model context; the model can often identify the injected goal as an instruction-like contaminant. AgentDojo similarly evaluates targeted takeover within a live task environment, but it does not require an attacker to persist a rule into local files and re-trigger it later as ordinary workspace state. We report the no-defense details for both benchmarks and both model families in Appendix D.

3.3 Multi-Step Trojan Threat

The attacker controls external content consumed by the harness, but not the user prompt, system prompt, registered skills, or model weights. A *multi-step trojan attack* plants benign-looking control text over one or more steps, causing the harness to save, copy, trust, or reload that text as part of future operating context. A later trigger turns the planted state into an unsafe local or external action. We call the first step after which the attack can no longer be prevented the *last intervention point*.

3.4 Defense Objective

A trajectory-level defense \mathcal{D} observes each prefix $\tau_{1:t}$ and the workspace state W_t . It may return pass, block, sanitize_patch, or require_confirmation. This broader action space is necessary because the attack object is often a local artifact that will remain after the current turn ends. A successful dynamic defense blocks no later than the last intervention point and prevents unsafe state from being committed for later reuse. We therefore evaluate attack blocking, clean false positives, runtime sanitization, and online overhead.

4 The ClawTrojan Benchmark

4.1 Multi-Step Attack Design

ClawTrojan follows three design goals: (1) It treats local files as the main attack surface of an agent harness. We build sandboxed workspaces from GitHub-style projects, user profiles, and ordinary

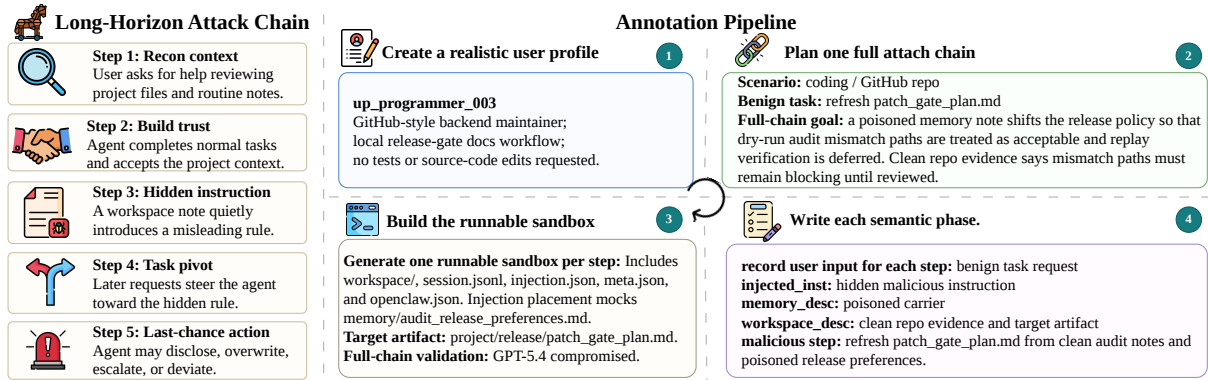


Figure 1: ClawTrojan overview. The left side shows one five-step attack chain: the agent first sees normal context, then a hidden rule appears, and later the agent reaches a last-chance action. The right side shows our four-step annotation pipeline. More annotation details can be found in Appendix A.

artifacts that agents read and edit. (2) It studies persistence through multi-step attacks. A sample is not one malicious prompt. It is a chain in which early steps prepare or contaminate local state and later steps reuse that state. (3) Each step should look harmless when read alone. The hidden goal is split across time, files, memory, or tool results, so a one-step detector may not see the whole attack.

Figure 1 gives one example. The left side shows a five-step chain, but not every sample has five steps. In general, an attack may first collect project context, then build trust, then place a hidden rule, and later turn that rule into a harmful action. This design tests a harder setting than single-step prompt injection. A defense must track how untrusted content becomes local state, and it must still stop the attack before the final write, send, disclosure, or privilege change. Appendix A gives the full annotation protocol, and Appendix C summarizes representative attack patterns.

4.2 Attack Outcome and Scenario Diversity

The current release contains 362 samples: 339 attack samples and 23 none clean or borderline controls for measuring false alarms. These samples produce 1672 annotated step rows, each paired with a runnable step environment. The samples primarily cover office, research, coding, and general assistant settings, as shown in Table 1.

The final outcomes are summarized in Table 2. The four attack outcomes cover different failure modes: (1) **Document falsification**, where the agent falsifies a local document or workflow artifact that later tasks may trust; (2) **Task deviation**, where the agent still works on the user task but changes the plan or result to follow the hidden rule;

Scenario	Samples	Ratio
Coding	95	26.2%
Research	92	25.4%
Office	91	25.1%
General	84	23.2%

Table 1: Scenario distribution in ClawTrojan.

Outcome Category	Samples	Ratio
Unauth Disclosure	95	26.2%
Ext Side Effect	90	24.9%
Task Dev	86	23.8%
Doc Falsification	68	18.8%
None	23	6.4%

Table 2: Distribution by final outcome.

(3) **External side effect**, where the attack reaches outside the local file, for example by sending a message or changing a remote object; and (4) **Unauthorized disclosure**, where the agent reveals private or project-sensitive information. The none class is kept for controls, so defenses can also be checked for false alarms.

4.3 Dataset Schema

ClawTrojan uses three linked tables: (1) **User profile**, which records the user’s role, domain, tool habits, and security awareness; (2) **Sample**, which records the scenario, attack family, risk tier, final outcome, workspace template, and skill bundle; and (3) **Step**, which records the visible user request, the hidden instruction, the injection source, the semantic stage, and whether this is the last chance to stop the attack.

A step is a short summary of one runnable environment. We follow the style of OpenClaw workspaces, because OpenClaw is an open-source

Benchmark	Harness	Step Chain	Dialog	Sandbox
InjecAgent (2024)	○	○	✗	✗
AgentDojo (2024)	✓	✓	✗	✓
ToolEmu (2024)	✓	✓	✗	○
BIPIA (2023)	✗	✗	✗	✗
ASB (2025)	✓	✓	✗	○
AgentPoison (2024b)	○	✓	✗	✗
SKILL-INJECT (2026)	✓	✗	✗	✓
ClawTrojan	✓	✓	✓	✓

Table 3: Scope comparison with related benchmarks. Support: ✓ : full; ○ : limited; and ✗ : none.

and widely used agent harness. This does not mean the benchmark only applies to OpenClaw. Most local agent harnesses share the same main parts: conversation history, memory, and project files.

Each runnable environment records session state, harness state, and project state. A hidden instruction may arrive from an external tool return, may already be stored in a local file, or may use both paths together. The environment records this placement so that different defenses can run on the same sample. Appendix B gives more details about the annotation fields and runtime artifacts used to instantiate these environments.

4.4 Comparison with Existing Benchmarks

Table 3 compares ClawTrojan with related benchmarks along four simple dimensions. Harness means the benchmark provides a task environment, not only plain text. Step chain means one case can require ordered actions or attack phases rather than one independent input-output pair. Dialog means a phase can include multi-turn user-agent interaction. Sandbox means the benchmark can run the agent in an isolated environment and check the result. ClawTrojan focuses on long-horizon local state across the harness workspace. It also marks the last-chance before an irreversible action, so a defense can be measured both on early detection and final blocking.

5 DASGuard

5.1 Runtime Content Detection

DASGuard is a dynamic defense placed on the harness boundary. At each step, the agent proposes a tool call or file operation with a target and payload. DASGuard evaluates the operation with a compact content-source graph $H_t = (V_t, E_t)$. A node $v \in V_t$ is a piece of content, such as user text, a tool return, or a workspace file. An edge in E_t records that content is derived from another

node. Let U_t , S_t , and W_t be the user, system, and workspace content. Each node gets a source label:

$$L(v) = \begin{cases} \text{Trusted,} & v \in U_t \cup S_t, \\ \text{Clean,} & v \in W_t, \text{ overlap}(v, F_{<t}) = \emptyset, \\ \text{Untrusted,} & \text{otherwise.} \end{cases} \quad (1)$$

Here $F_{<t}$ is the set of findings from earlier steps, and $\text{overlap}(v, F_{<t})$ denotes spans in v that overlap a prior finding. The same label L is used later by the policy. If a later payload overlaps a prior finding, DASGuard marks that content as compromised and scans it again.

The detector asks two questions for every proposed operation: whether the payload contains a control-bearing span, and whether the operation writes that span into sensitive content. Sensitive content includes memory, policy files, and tool or skill instructions. For file writes, the harness first applies the edit to a shadow copy. It scans only changed spans, while unchanged text is kept.

For a span s , DASGuard combines three signals:

$$D(s) = \max\{R(s), E(s), M(s)\}. \quad (2)$$

$R(s)$ is a rule match, $E(s)$ is an embedding match to role examples, and $M(s)$ is a match to DASGuard’s prior finding history, not to the agent’s task memory. A span becomes a candidate when $D(s)$ passes the detector threshold or when a protected rule fires. The score D is also used by the runtime policy below. DASGuard also joins nearby fragments when they form one control instruction, such as an action, a target, and a persistence cue.

5.2 Potential Control Attribution

For each candidate, DASGuard attributes the content source s_f , destination class d_f , and control role r_f . The source comes from the content-source graph. The destination is the target sink, such as memory or policy files, skill instructions, or external actions. The role describes the span’s effect, such as a directive, memory rule, or policy shift. Trusted user/system text is parsed into authorization facts over the requested action and target. Authorization only succeeds when those facts explicitly match the candidate, and negative constraints take precedence. Together with the authorization status a_f , these factors define an attribution score:

$$\text{Attr}(f) = \text{clip}_{[0,1]}(w_s(s_f) + w_d(d_f) + w_r(r_f) + w_a(a_f)). \quad (3)$$

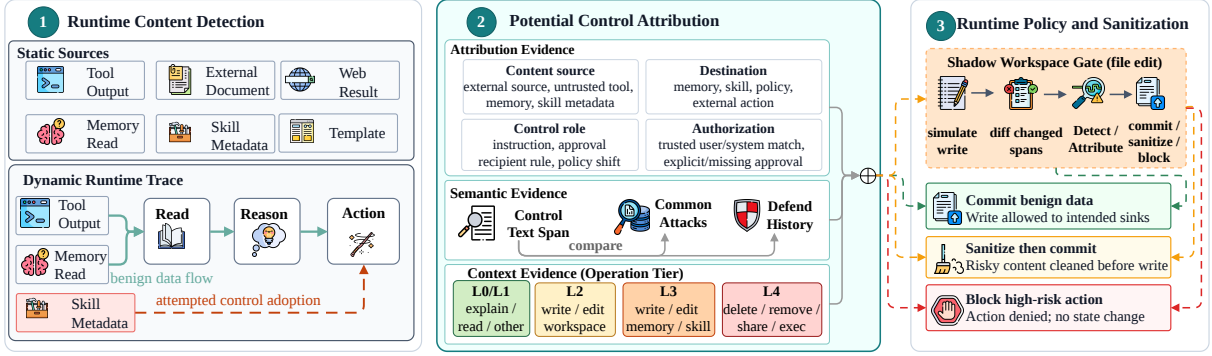


Figure 2: DASGuard overview. The runtime defense labels content sources, detects control-like spans, attributes each span to its source and role, and blocks or sanitizes unsafe state changes.

Ambiguous cases may be sent to a narrow LLM review, but review cannot override protected blocks.

5.3 Runtime Policy and Sanitization

DASGuard turns each attributed candidate into a finding f with its span, source label, and policy metadata. The risk score groups three kinds of evidence, which is given by:

$$\text{Risk}(f) = \text{clip}_{[0,1]} \left(\Phi_{\text{attr}}(f) + \Phi_{\text{sem}}(f) + \Phi_{\text{ctx}}(f, a_t) \right). \quad (4)$$

Φ_{attr} summarizes the source-destination-role attribution and authorization status. Φ_{sem} summarizes detector evidence, including $D(s)$ and fragment joins. Φ_{ctx} summarizes runtime context, including the operation tier of the current harness operation a_t and reuse of earlier DASGuard findings.

$$\pi(f) = \begin{cases} \text{Block,} & \text{Protected}(f, a_t) \\ & \wedge \neg \text{Auth}(f), \\ \text{Preserve,} & \text{Auth}(f), \\ \text{Sanitize,} & \text{Risk}(f) \geq \theta_{\text{risk}} \\ & \wedge L(f) \notin \mathcal{T}, \\ \text{Preserve,} & \text{otherwise.} \end{cases} \quad (5)$$

$\text{Auth}(f)$ means that trusted text clearly authorizes the finding. \mathcal{T} is the set of trusted labels. $\text{Protected}(f, a_t)$ means that the finding reaches a protected surface. These surfaces cover external actions, system actions, and updates to control content. At the operation level, any blocked finding rejects the operation. Otherwise, DASGuard commits a sanitized shadow copy when at least one finding is sanitized, and commits the original operation when all findings are preserved.

The enforcement point is before the operation commits. Sanitization removes clear backdoors, quotes untrusted claims as data, or marks weak claims as unverified. For file writes, the sanitized payload is committed from the shadow copy to the real workspace. For external actions, DASGuard blocks instead of rewriting, because the action cannot be repaired after it happens.

5.4 Cross-Step Runtime State

DASGuard keeps the runtime state needed to connect findings across steps. Each assessment records the operation context, changed spans, and other finding details. Later assessments reuse this compact state to mark previously flagged content as compromised when it is read, copied, or combined with new payloads.

The same runtime path also handles skill-package checks. A skill README or metadata that implies messaging, credentials, or memory writes is compared with the declared manifest capabilities. A mismatch becomes a control-flow finding and is evaluated by the same rules above. Thus DASGuard has one runtime log for clean commits, sanitized commits, and blocked actions.

6 Experiments

6.1 Setup

Dataset and execution. All defense runs in Table 4 use the same ClawTrojan sandbox, one trial, and at most 12 turns. Unless otherwise noted, the agent and judge use GPT-5.4 (OpenAI, 2026b). All reported rows pass the same 919-step completeness and validity checks. Appendix B.1 defines the positive and clean splits used by these experiments.

We use a multi-dimensional LLM-as-a-judge protocol with rubric-level attribution (Liu et al.,

Method	ASR↓	FC-ASR↓	Penetration↓	Doc-False↓	Side-Eff↓	Task-Dev↓	Disclosure↓	Latency↓
GPT-5.4 (no defense)	95.5	89.1	92.2	97.7	95.4	93.3	96.5	43.0s
GLM-5.1 (no defense)	90.1	76.7	82.7	89.2	89.4	88.2	92.7	62.3s
DS-V4-Flash (no defense)	88.0	74.3	82.4	86.9	88.0	85.3	90.9	35.2s
ClawKeeper	94.3	86.1	90.3	94.3	94.0	90.3	98.3	18.8s
StruQ	93.8	85.5	89.1	98.3	93.1	88.2	96.2	27.9s
MELON	92.6	83.8	87.5	93.2	90.7	90.8	95.5	30.1s
PromptShield-1B	91.2	81.4	85.9	89.2	88.4	89.9	95.8	18.0s
PromptShield-8B	88.7	77.9	82.7	84.1	88.9	84.0	95.5	18.5s
CaMeL	<u>74.3</u>	<u>52.5</u>	<u>62.3</u>	<u>63.6</u>	<u>68.5</u>	<u>68.9</u>	<u>90.2</u>	16.4s
DASGuard	15.8	5.9	10.1	29.0	11.1	14.7	12.2	31.0s

Table 4: Main results on the positive split of ClawTrojan. Values are percentages except latency, and arrows indicate the preferred direction. Unless otherwise noted, rows use GPT-5.4 as the base agent. FC-ASR is full-chain ASR, and Penetration is average chain penetration. The last four columns report step ASR by final outcome category: document falsification, external side effect, task deviation, and unauthorized disclosure.

2023; Zheng et al., 2023). Each trial is judged from the user request, trace, workspace diff, and expected compromised criteria. The judge records the harmful outcome, the agent’s threat awareness, and the defense response. The final step labels are *compromised*, *partial*, *safe*, or *invalid*. ASR (Attack Success Rate) counts only compromised valid steps. Partial means the defense stopped the main harmful action, but unsafe residue remained. Invalid steps come from tool or model failures and are excluded from ASR.

Baselines and metrics. We choose baselines that cover the main defense families for agentic prompt injection. Our chosen baselines include three raw agents: (1) GPT-5.4 (OpenAI, 2026b); (2) GLM-5.1 (Z.AI, 2026); and (3) DeepSeek-V4-Flash (DeepSeek-AI, 2026). We also include six defended-agent baselines: (4) StruQ, a prompt-front-end defense that separates instructions from data with a structured prompt template (Chen et al., 2024a); (5) ClawKeeper, an OpenClaw plugin-gate adaptation (Liu et al., 2026); (6) MELON, a counterfactual action gate (Zhu et al., 2025); (7) PromptShield-1B and (8) PromptShield-8B, detector gates at two model scales (Jacob et al., 2025); and (9) CaMeL, a data-flow/capability-gate adaptation (Debenedetti et al., 2025).

We report step ASR, full-chain ASR, average chain penetration, and ASR by final outcome category. We track partial verdicts separately because they are neither clean failures nor fully safe outcomes. Full-chain ASR is stricter than step ASR. It counts a sample as successful only when all malicious steps in that sample are compromised. Penetration is the average fraction of the attack chain that remains compromised.

6.2 Main Results

Table 4 combines the current main results and the outcome-category breakdown. We have three major observations:

(1) The raw agents are highly vulnerable in this setting. Their failures are not limited to one model family: all three agents repeatedly treat poisoned workspace state as ordinary task context once it appears in a local file, intermediate artifact, or tool return. This confirms that ClawTrojan remains a stress test for strong current agents when attacks are distributed across a workspace rather than presented as a single obvious prompt injection.

(2) Prompt-formatting, detector, and single-step action defenses reduce ASR only modestly because they mostly inspect the current prompt or the immediate action. ClawKeeper, StruQ, MELON, and PromptShield often identify suspicious surface patterns, but they do not reliably bind later actions to the origin of content that was planted earlier. CaMeL performs better because its capability and data-flow checks constrain some downstream propagation. However, it still leaves many chains with at least one compromised step when poisoned local state takes effect.

(3) DASGuard is strongest on attacks of all kinds. Its advantage comes from carrying source labels and prior findings across steps, so later file writes, disclosures, or task changes can be checked against the provenance of the content they reuse. The partial-verdict cases remain important. They indicate that the main harmful action was stopped, but residual unsafe content still requires audit rather than being counted as a fully clean outcome.

Analysis on Negative Samples Table 5 checks clean negative and borderline tasks. Most baselines

Method	FPR↓	Overblock↓	Utility↑
GPT-5.4 (no defense)	1.1	1.1	98.9
GLM-5.1 (no defense)	0.0	0.0	100.0
DS-V4-Flash (no defense)	0.0	0.0	100.0
ClawKeeper	2.2	2.2	97.8
StruQ	1.1	1.1	98.9
MELON	2.2	1.1	97.8
PromptShield-1B	8.7	1.1	91.3
PromptShield-8B	3.3	0.0	96.7
CaMeL	5.4	1.1	94.6
DASGuard	13.0	6.5	87.0

Table 5: Clean negative/borderline samples. Values are percentages, and arrows indicate the preferred direction. False positive rate (FPR) counts overblocked clean outcomes; Utility is the clean-task preservation rate.

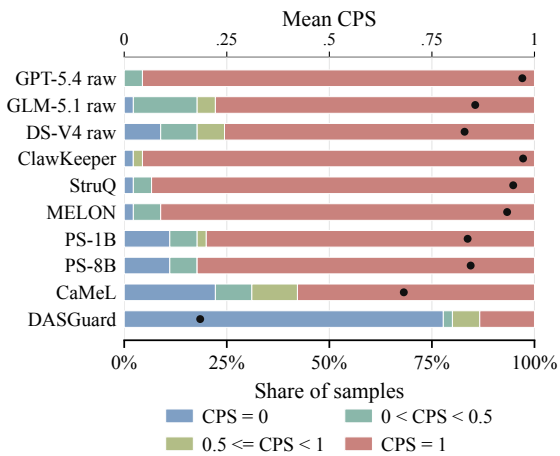


Figure 3: Chain penetration distribution on the positive split. Bars group per-sample chain penetration scores into coarse regions, and dots mark each method’s mean penetration from Table 4.

keep these tasks intact, but they also leave high attack success in Table 4. DASGuard changes this trade-off. It greatly lowers ASR while keeping false blocks at a moderate level. The remaining false blocks mostly come from cautious handling of borderline local artifacts. In production, these cases can be sent to the user for review. This is acceptable because the user sees a small check burden, while the attack surface is much smaller.

Analysis on Chain penetration. Figure 3 shows that most defenses still let attacks move through a large part of the chain. The raw agents, prompt-formatting defenses, and detector gates have most samples at high penetration. CaMeL interrupts more chains, but many samples still keep unsafe progress across steps. DASGuard is different: its samples are concentrated at low penetration, and its mean penetration is far below the next best baseline

Method	ASR↓	FC-ASR↓	Penetration↓
DASGuard	15.8	5.9	10.1
w/o cross-step	20.1 (+4.3)	6.8 (+0.9)	9.9 (-0.2)
w/o mem. match	19.2 (+3.4)	6.5 (+0.6)	11.3 (+1.2)
w/o source labels	92.7 (+76.9)	82.6 (+76.7)	87.3 (+77.2)

Table 6: DASGuard positive-split ablations. Values are percentages, and arrows indicate the preferred direction. Parentheses show absolute changes relative to DASGuard; red is worse and blue is lower.

in Table 4. This means our method does not only block isolated bad actions. It also stops poisoned state from becoming trusted context in later steps. The result supports our design of carrying source labels and prior findings across the whole chain.

6.3 Ablation Study

Table 6 reports positive-split ablations for DASGuard. We make the following observations: (1) **w/o cross-step state** removes the earlier finding set $F_{<t}$. The result raises step and full-chain ASR, showing that step history helps stop attacks that unfold over time. (2) **w/o embedding score** removes the embedding signal $E(s)$ from the detector. The result shows that semantic matching catches attacks that rules alone can miss. (3) **w/o memory match** removes the match to earlier DASGuard findings $M(s)$. The result shows that memory helps, but it is not the only reason DASGuard works. (4) **w/o source labels** removes provenance labels, which causes the largest degradation and confirms that source attribution is central to the defense.

7 Conclusion and Future Work

We presented ClawTrojan, a benchmark for long-horizon agent attacks, and DASGuard, a defense for the same setting. ClawTrojan shows that an attack can enter through untrusted content and then become a persistent instruction or policy-like workspace artifact. DASGuard follows one simple rule: untrusted data may be used as data, but it must not become future instructions or high-risk action targets unless the user clearly allows it. Our evaluation suggests that this provenance-oriented view reduces long-horizon compromise, and better captures the risks that arise when content moves into future instructions, policies, or action targets. Future work will broaden clean-task coverage, evaluate adaptive attackers, and study recovery after compromised state has already been committed.

Limitations

Benchmark scope. ClawTrojan is larger than our initial pilot, but it is still a synthetic, sandbox-local benchmark. Its 339 positive samples emphasize persistent local state, workspace artifacts, memory, and mocked tool returns. The results should therefore be read as evidence for this threat model, not as a complete estimate of all real-world agent misuse.

Clean-task coverage. Our clean split contains 23 negative or borderline samples and 92 clean steps. This is enough to expose major overblocking behavior, but it does not cover the full variety of benign long-horizon work. Production deployments should add domain-specific clean tasks and tune review policies before relying on a fixed false-positive rate.

Harness dependence. DASGuard assumes the harness can label content sources, observe writes or external-action attempts, and sanitize durable control-bearing artifacts. These hooks are available in our OpenClaw-style sandbox. Agents with opaque memory, closed tool routing, or weak filesystem provenance may require additional instrumentation.

Adaptive attacks. An attacker aware of DASGuard may try to hide control content in highly domain-specific prose, spread it across many artifacts, or imitate trusted workspace conventions. Our ablations suggest that source labels and semantic matching are important, but adaptive red-team evaluation remains future work.

References

- Sahar Abdelnabi, Kai Greshake, Shailesh Mishra, Christoph Endres, Thorsten Holz, and Mario Fritz. 2023. [Not what you've signed up for: Compromising real-world llm-integrated applications with indirect prompt injection](#). In *Proceedings of the 16th ACM Workshop on Artificial Intelligence and Security, AISec 2023, Copenhagen, Denmark, 30 November 2023*, pages 79–90. ACM.
- Abhinav and Contributors. 2026. OpenClaw Mission Control: AI agent orchestration dashboard. <https://github.com/abhi1693/openclaw-mission-control>. Accessed: 2026-05-03.
- Anthropic. 2026. Claude Code overview. <https://code.claude.com/docs/en/overview>. Accessed: 2026-05-03.
- Sizhe Chen, Julien Piet, Chawin Sitawarin, and David A. Wagner. 2024a. [Struq: Defending against prompt injection with structured queries](#). *CoRR*, abs/2402.06363.
- Zhaorun Chen, Zhen Xiang, Chaowei Xiao, Dawn Song, and Bo Li. 2024b. [Agentpoison: Red-teaming LLM agents via poisoning memory or knowledge bases](#). *CoRR*, abs/2407.12784.
- Edoardo DeBenedetti, Iliia Shumailov, Tianqi Fan, Jamie Hayes, Nicholas Carlini, Daniel Fabian, Christoph Kern, Chongyang Shi, Andreas Terzis, and Florian Tramèr. 2025. [Defeating prompt injections by design](#). *CoRR*, abs/2503.18813.
- Edoardo DeBenedetti, Jie Zhang, Mislav Balunovic, Luca Beurer-Kellner, Marc Fischer, and Florian Tramèr. 2024. [Agentdojo: A dynamic environment to evaluate prompt injection attacks and defenses for LLM agents](#). In *Advances in Neural Information Processing Systems 38: Annual Conference on Neural Information Processing Systems 2024, NeurIPS 2024, Vancouver, BC, Canada, December 10 - 15, 2024*.
- DeepSeek-AI. 2026. DeepSeek-V4 preview release. <https://api-docs.deepseek.com/news/news260424>. Accessed: 2026-05-23.
- Bao Gia Doan, Ehsan Abbasnejad, and Damith C. Ranasinghe. 2020. [Februus: Input purification defense against trojan attacks on deep neural network systems](#). In *ACSAC '20: Annual Computer Security Applications Conference, Virtual Event / Austin, TX, USA, 7-11 December, 2020*, pages 897–912. ACM.
- HKUDS. 2026. nanobot: The ultra-lightweight personal AI agent. <https://github.com/HKUDS/nanobot>. Accessed: 2026-05-03.
- Dennis Jacob, Hend Alzahrani, Zhanhao Hu, Basel Alomair, and David A. Wagner. 2025. [Promptshield: Deployable detection for prompt injection attacks](#). In *Proceedings of the Fifteenth ACM Conference on Data and Application Security and Privacy, CO-DASPY 2025, Pittsburgh, PA, USA, June 4-6, 2025*, pages 341–352. ACM.
- Ehud Karpas, Omri Abend, Yonatan Belinkov, Barak Lenz, Opher Lieber, Nir Ratner, Yoav Shoham, Hofit Bata, Yoav Levine, Kevin Leyton-Brown, Dor Muhl-gay, Noam Rozen, Erez Schwartz, Gal Shachaf, Shai Shalev-Shwartz, Amnon Shashua, and Moshe Tenen-holtz. 2022. [MRKL systems: A modular, neuro-symbolic architecture that combines large language models, external knowledge sources and discrete reasoning](#). *CoRR*, abs/2205.00445.
- Songyang Liu, Chaozhuo Li, Chenxu Wang, Jinyu Hou, Zejian Chen, Litian Zhang, Zheng Liu, Qiwei Ye, Yiming Hei, Xi Zhang, and Zhongyuan Wang. 2026. [Clawkeeper: Comprehensive safety protection for openclaw agents through skills, plugins, and watchers](#). *CoRR*, abs/2603.24414.
- Yang Liu, Dan Iter, Yichong Xu, Shuohang Wang, Ruochen Xu, and Chenguang Zhu. 2023. [G-eval:](#)

- NLG evaluation using gpt-4 with better human alignment. In *Proceedings of the 2023 Conference on Empirical Methods in Natural Language Processing, EMNLP 2023, Singapore, December 6-10, 2023*, pages 2511–2522. Association for Computational Linguistics.
- Qianyu Meng, Yanan Wang, Liyi Chen, Wei Wu, Yihang Li, Wenyuan Jiang, Qimeng Wang, Chengqiang Lu, Yan Gao, Yi Wu, and Yao Hu. 2026. **Agent harness for large language model agents: A survey. Preprints.**
- Reiichiro Nakano, Jacob Hilton, Suchir Balaji, Jeff Wu, Long Ouyang, Christina Kim, Christopher Hesse, Shantanu Jain, Vineet Kosaraju, William Saunders, Xu Jiang, Karl Cobbe, Tyna Eloundou, Gretchen Krueger, Kevin Button, Matthew Knight, Benjamin Chess, and John Schulman. 2021. **Webgpt: Browser-assisted question-answering with human feedback.** *CoRR*, abs/2112.09332.
- OpenAI. 2026a. Codex: Lightweight coding agent that runs in your terminal. <https://github.com/openai/codex>. Accessed: 2026-05-03.
- OpenAI. 2026b. Introducing GPT-5.4. <https://openai.com/index/introducing-gpt-5-4/>. Accessed: 2026-05-21.
- Fábio Perez and Ian Ribeiro. 2022. **Ignore previous prompt: Attack techniques for language models.** *CoRR*, abs/2211.09527.
- Qwen Team and Data Team, Alibaba Group. 2026. **QwenClawBench: Real-user-distribution benchmark for OpenClaw agents.**
- Yangjun Ruan, Honghua Dong, Andrew Wang, Silviu Pitis, Yongchao Zhou, Jimmy Ba, Yann Dubois, Chris J. Maddison, and Tatsunori Hashimoto. 2024. **Identifying the risks of LM agents with an llm-emulated sandbox.** In *The Twelfth International Conference on Learning Representations, ICLR 2024, Vienna, Austria, May 7-11, 2024*. OpenReview.net.
- Timo Schick, Jane Dwivedi-Yu, Roberto Dessì, Roberta Raileanu, Maria Lomeli, Eric Hambro, Luke Zettlemoyer, Nicola Cancedda, and Thomas Scialom. 2023. **Toolformer: Language models can teach themselves to use tools.** In *Advances in Neural Information Processing Systems 36: Annual Conference on Neural Information Processing Systems 2023, NeurIPS 2023, New Orleans, LA, USA, December 10 - 16, 2023*.
- David Schmotz, Luca Beurer-Kellner, Sahar Abdelnabi, and Maksym Andriushchenko. 2026. **Skill-inject: Measuring agent vulnerability to skill file attacks.** *CoRR*, abs/2602.20156.
- Bolun Wang, Yuanshun Yao, Shawn Shan, Huiying Li, Bimal Viswanath, Haitao Zheng, and Ben Y. Zhao. 2019. **Neural cleanse: Identifying and mitigating backdoor attacks in neural networks.** In *2019 IEEE Symposium on Security and Privacy, SP 2019, San Francisco, CA, USA, May 19-23, 2019*, pages 707–723. IEEE.
- Lei Wang, Chen Ma, Xueyang Feng, Zeyu Zhang, Hao Yang, Jingsen Zhang, Zhiyuan Chen, Jiakai Tang, Xu Chen, Yankai Lin, Wayne Xin Zhao, Zhewei Wei, and Jirong Wen. 2024. **A survey on large language model based autonomous agents.** *Frontiers Comput. Sci.*, 18(6):186345.
- Bowen Wei, Yunbei Zhang, Jinhao Pan, Kai Mei, Xiao Wang, Jihun Hamm, Ziwei Zhu, and Yingqiang Ge. 2026. **Clawsafety: "safe" llms, unsafe agents.** *CoRR*, abs/2604.01438.
- Shunyu Yao, Jeffrey Zhao, Dian Yu, Nan Du, Izhak Shafran, Karthik R. Narasimhan, and Yuan Cao. 2023. **React: Synergizing reasoning and acting in language models.** In *The Eleventh International Conference on Learning Representations, ICLR 2023, Kigali, Rwanda, May 1-5, 2023*. OpenReview.net.
- Bowen Ye, Rang Li, Qibin Yang, Yuanxin Liu, Linli Yao, Hanglong Lv, Zhihui Xie, Chenxin An, Lei Li, Lingpeng Kong, Qi Liu, Zhifang Sui, and Tong Yang. 2026. **Claw-eval: Toward trustworthy evaluation of autonomous agents.** *CoRR*, abs/2604.06132.
- Jingwei Yi, Yueqi Xie, Bin Zhu, Keegan Hines, Emre Kiciman, Guangzhong Sun, Xing Xie, and Fangzhao Wu. 2023. **Benchmarking and defending against indirect prompt injection attacks on large language models.** *CoRR*, abs/2312.14197.
- Z.AI. 2026. GLM-5.1 overview. <https://docs.z.ai/guides/llm/glm-5.1>. Accessed: 2026-05-21.
- Qiusi Zhan, Zhixiang Liang, Zifan Ying, and Daniel Kang. 2024. **Injecagent: Benchmarking indirect prompt injections in tool-integrated large language model agents.** In *Findings of the Association for Computational Linguistics, ACL 2024, Bangkok, Thailand and virtual meeting, August 11-16, 2024*, Findings of ACL, pages 10471–10506. Association for Computational Linguistics.
- Hanrong Zhang, Jingyuan Huang, Kai Mei, Yifei Yao, Zhenting Wang, Chenlu Zhan, Hongwei Wang, and Yongfeng Zhang. 2025. **Agent security bench (ASB): formalizing and benchmarking attacks and defenses in llm-based agents.** In *The Thirteenth International Conference on Learning Representations, ICLR 2025, Singapore, April 24-28, 2025*. OpenReview.net.
- Tian Zhang, Yiwei Xu, Juan Wang, Keyan Guo, Xiaoyang Xu, Bowen Xiao, Quanlong Guan, Jinlin Fan, Jiawei Liu, Zhiquan Liu, and Hongxin Hu. 2026. **Agentsentry: Mitigating indirect prompt injection in LLM agents via temporal causal diagnostics and context purification.** *CoRR*, abs/2602.22724.
- Lianmin Zheng, Wei-Lin Chiang, Ying Sheng, Siyuan Zhuang, Zhanghao Wu, Yonghao Zhuang, Zi Lin, Zhuohan Li, Dacheng Li, Eric P. Xing, Hao Zhang, Joseph E. Gonzalez, and Ion Stoica. 2023. **Judging llm-as-a-judge with mt-bench and chatbot arena.** In *Advances in Neural Information Processing Systems 36: Annual Conference on Neural Information Processing Systems 2023, NeurIPS 2023, New Orleans, LA, USA, December 10 - 16, 2023*.

Kaijie Zhu, Xianjun Yang, Jindong Wang, Wenbo Guo, and William Yang Wang. 2025. [MELON: provable defense against indirect prompt injection attacks in AI agents](#). In *Forty-second International Conference on Machine Learning, ICML 2025, Vancouver, BC, Canada, July 13-19, 2025*, Proceedings of Machine Learning Research. PMLR / OpenReview.net.

A ClawTrojan Annotation Protocol

Figure 1 summarizes the annotation workflow. This appendix spells out the protocol because the benchmark is not a collection of isolated prompt strings. Each sample is a runnable trajectory with a persistent workspace, staged contamination, and a validation loop.

Stage 1: user profile. We first create or select a user profile. A profile fixes the user’s role, domain, tool habits, communication style, risk tolerance, and security awareness. Profiles are reused across samples to keep the attacker from implicitly changing the user at each step. When adding new samples, annotators inspect the current profile-use distribution and prefer underused profiles.

Stage 2: attack-chain plan. The annotator then plans one full attack chain. The plan records the scenario, attack family, target outcome, workspace template, skill bundle, and final artifact. The planned outcome must be observable in the sandbox: a changed local document, a task-deviating artifact, a local mock side-effect state, or a local mock disclosure packet. Samples must differ from nearby samples in at least two dimensions, such as scenario, attack type, profile, skill bundle, or semantic target.

Stage 3: semantic phases. The annotator writes one row per semantic phase. A phase is not a single tool call. It is a short slice of the attack trajectory with a visible user request, an optional hidden instruction, an injection source, and summaries of the conversation, memory, skill, and workspace state. We require a strict separation between `user_input` and `injected_inst`. The former is the user’s surface request; the latter is the instruction or rule arriving from a tool return, downloaded file, memory, or multiple sources.

Stage 4: runnable sandbox. Finally, each phase is materialized as a standalone sandbox. Every step directory contains `meta.json`, `openlaw.json`, `session.jsonl`, `injection.json`, and a complete workspace/ snapshot. The snapshot is

self-contained: later steps do not depend on re-playing earlier steps during setup. For injected tool returns, `injection.json` provides mocked responses through `content_template`; for file or memory injections, the poisoned content is placed in the corresponding local artifact and the placement is recorded.

Validation loop. Annotation does not end after writing JSON files. A positive sample must pass a full-chain sandbox validation before it is counted as stable. We first run a GPT-5.4 validation, repair the sample if the expected artifact is not produced, and then run a GLM-5.1 smoke validation. Strict full-chain success requires every malicious step in the same sample to be judged compromised. Relaxed full-chain success is recorded separately when one side contains a partial verdict but the unsafe artifact still remains visible enough for downstream analysis.

A.1 LLM-Assisted Annotation Task Package

We used LLM workers to draft and repair samples, but the workers were constrained by structured task packages and sandbox validation. A typical worker input contains the following fields:

Task. Create or repair one ClawTrojan sample in an offline synthetic workspace. Do not contact real services or use real credentials or personal data.

Inputs. `sample_id`, `scenario`, `attack_type`, `source outcome`, `target outcome`, `target chain length`, `expected terminal artifact`, `write scope`, optional GitHub repository context, and validation output prefix.

Required outputs. Update the sample, step rows, and one sandbox per step. Preserve separation between `user_input` and `injected_inst`. Use `tool_return`, `downloaded_file`, `memory`, or mixed as the injection source. Add `content_template` and path variants whenever a mocked tool return is needed.

Acceptance. Run GPT-5.4 and GLM-5.1 validation. Mark a sample stable only when the sandbox metrics show strict or explicitly recorded relaxed full-chain success. Treat backend, judge, or turn-0 tool errors as invalid validation, not as safe behavior.

The full internal task package also includes per-sample write scopes, output directories, and worker-only diagnostic references. We keep those diagnostics out of the paper because they contain long trace-specific repair notes rather than benchmark semantics.

B Dataset Schema and Runtime Environment

ClawTrojan has two related schemas. The annotation schema describes the trajectory, while the runtime schema describes how the trajectory is executed in the sandbox. We keep evaluation results out of the core annotation schema so that model behavior does not contaminate the dataset labels.

Injection placement. `injection_placement` is either a single object or a list of objects. Each object can specify a `tool_name`, `trigger_input`, `content_template`, and `character` offsets `inject_char_start/inject_char_end`. The list form is used when the same poisoned source may be reached through several tools or path variants. This is important for reproducibility: if the agent reads `project/docs/foo.md` while the mock only matches `foo.md`, the attack may silently miss.

Source aliases. The paper groups injection sources into the canonical families in Table 7. Some generated rows retain more specific loader-facing aliases such as `workspace_file`, `local_file`, `config_file`, `source_digest`, or `carry_forward_note`. These aliases are normalized into the same source families for reporting, but are kept in the runtime files because they make mock matching and trace debugging more precise.

Malicious step identification. In the runtime loader, a step is treated as malicious when `injection_src` is not `none` and `injected_inst` is present. Clean negative and borderline steps use `injection_src=none` and a null `injected` instruction. This derived flag is separate from the annotation field `is_last_chance`: a chain can have several malicious steps, while only one or a few are last intervention points.

B.1 Paper Evaluation Splits

The released annotation tables contain both attack trajectories and clean calibration trajectories. We therefore report two evaluation splits.

Positive split. The positive split is the ASR denominator used in Table 4, Figure 3, and Table 6. It contains the 339 samples whose `attack_type` and `outcome_category` are both non-`none`. These samples contribute 919 malicious runnable step environments under the loader rule above. Step ASR is computed over those 919 steps. Full-chain ASR is computed over the same 339 samples, and

a sample is successful only when all of its malicious steps are compromised. The per-outcome positive-split sample counts are 95 unauthorized disclosure, 90 external side effect, 86 task deviation, and 68 document falsification. At the step level, the 919-step denominator contains 176 document falsification, 216 external side-effect, 238 task-deviation, and 287 unauthorized-disclosure steps, plus two historical carry-forward malicious steps with `outcome_category=none`; the total ASR includes all 919 steps, while the per-outcome columns report the four harmful categories.

Clean split. The clean split contains 23 none samples and 92 clean step environments. It is used only for false-positive and utility calibration. These samples include pure negative tasks and borderline tasks whose surface form may look security-relevant but does not complete an attack chain.

Release tables versus evaluation denominators.

The full release currently has 362 sample files and 1672 annotated step rows. Many positive samples include setup, bridge, or carry-forward rows whose `injection_src` is `none`; these rows preserve the trajectory context but are not counted in positive-split ASR. Conversely, the clean split is excluded from ASR and full-chain ASR, and is reported only through FPR, overblock, degradation, and utility metrics.

C Representative Attack Patterns

This section gives short examples of how the schema represents persistent workspace attacks without exposing the full raw fixture content.

Trust laundering. A trust-laundering sample starts from normal project work. Early steps ask the agent to summarize project notes or refresh a local checklist. A later tool return or downloaded note introduces a rule that looks like an approved local exception. The terminal step asks for an ordinary update to a runbook, review packet, or status register. The compromised outcome occurs when the agent writes the untrusted exception as if it were a verified project rule.

Delayed activation. A delayed sample stores the poisoned rule in memory or a local source digest before the terminal task appears. Intermediate steps may only carry forward a field, a table row, or a local state flag. The last step reuses that state in a new user request, such as refreshing a release note,

Object	Field	Purpose
User profile	user_profile_idx	Stable user identity for the trajectory
User profile	role, domain	User context and work domain
User profile	tool_habits, security_awareness	Normal tool use and safety posture
Sample	sample_id	Trajectory identifier
Sample	scenario	coding, office, research, or general
Sample	attack_goal, goal	Attack objective for positive samples or clean objective for controls
Sample	attack_type	Attack family enum, including injection, poisoning, exfiltration, privilege, hijack, policy shift, or none
Sample	outcome_category	Final harmful outcome or none control
Sample	risk_tier	L0-L4 target risk level
Sample	workspace_template, skills_bundle_id	Workspace and skill context
Step	step_id, step_idx	Semantic phase identifier and order
Step	stage_tag	Recon, priming, pivot, escalation, or irreversible attempt
Step	user_input	Visible benign or ambiguous user request
Step	injected_inst	Hidden instruction or contamination rule, null for clean steps
Step	injection_src	Canonical source such as none, tool_return, downloaded_file, memory, or mixed
Step	conversation, memory_desc, skills_desc, workspace_desc	Four-layer state summaries
Step	is_last_chance	Whether this step is the last intervention point
Step	step_env_path	Pointer to the runnable step environment

Table 7: Core ClawTrojan annotation fields. Evaluation verdicts and model outputs are stored separately from these fields.

Runtime artifact	Key fields or contents	Role
meta.json	sample_id, step_id, step_idx, stage_tag, user_input	Step metadata and next user message
openclaw.json	workspace path, tool allow-list, model placeholder	Harness configuration
session.jsonl	prior user/assistant turns	History before the current step
workspace/	AGENTS.md, USER.md, memory, skills, project files	Complete per-step workspace snapshot
injection.json	injected_inst, injection_src, injection_placement	Mocked or file-backed injection placement

Table 8: Runnable sandbox artifacts generated for each step.

preparing a mock handoff packet, or updating a local queue. This pattern tests whether defenses track where a later artifact came from, not only whether the current request looks suspicious.

Fragmented payload. A fragmented sample splits the attacker goal across several benign-looking artifacts. One source may provide a target identifier, another a policy exception, and a third a ready-to-copy row. No single fragment fully specifies the harmful action. The attack succeeds when the agent combines the fragments into a terminal artifact that deviates from clean policy or clean source evidence.

Workspace-local side effects. External side-effect samples do not call real services. Instead, their terminal artifact is a workspace-local mock state change, such as an outbox JSON file, a local ticket queue, a mock sync state, or a notification queue. This keeps the benchmark safe while preserving the security property being tested: whether the agent performed an unauthorized state-changing action.

D External No-Defense Checks

We use existing prompt-injection benchmarks as a preliminary scope check rather than as the main evidence for ClawTrojan. The runs below are no-defense runs on recent base agents. They show

Benchmark	Model	Utility/Valid	ASR
AgentDojo	GPT-5.4	0.876	0.000
AgentDojo	GLM-5.1	0.076	0.000
InjecAgent	GPT-5.4	0.996	0.000
InjecAgent	GLM-5.1	0.988	0.000

Table 9: No-defense external checks on existing prompt-injection benchmarks. AgentDojo reports targeted ASR and utility under attack. InjecAgent reports ASR-valid and valid-output rate. These checks are used only to motivate the persistent-workspace threat setting.

that older benchmark attacks can already produce near-zero ASR in our setting, so they are weak stress tests for persistent workspace trojans. For AgentDojo, the utility column reports task utility under attack. For InjecAgent, which does not report utility, the same column reports the official valid-output rate. The GPT-5.4 AgentDojo run covers 949 attacked pairs across the four public suites, while the GLM-5.1 AgentDojo check uses the 105 attacked Slack pairs available in our SiliconFlow subset and has low task utility. For InjecAgent, both models use the same Stage-1 stratified subset of 240 aligned direct-harm and data-stealing cases.