

Thou Shall Not Pass: Gatekeeping Outbound TLS Connections

Henrique B. Brum, Matteo Franzil, Riccardo Germenia, Salvatore Manfredi, Domenico Siracusa and Luis A. Dias Knob

Abstract—Despite the widespread use of Transport Layer Security (TLS), its security guarantees are frequently compromised by outdated versions and misconfigurations. To analyze this problem, we collected more than 50 million TLS handshakes over a two-week period at our research institution, Fondazione Bruno Kessler, and analyzed three server-selected parameters against the recommendations of four TLS guidelines. Our analysis shows that while the use of insecure or outdated options is minimal, it remains persistent. More importantly, servers are adopting the latest TLS advancements much faster than official guidelines can be updated to provide directives for them. These findings, combined with the difficulty of configuring TLS clients due to their ephemeral, ubiquitous and server-dependent nature, leave users vulnerable to non-standard or outright insecure connections. To address this, we present TLSSGatekeeper, a real-time, network-based tool that transparently monitors handshakes, analyzes server parameters, and, based on organizational policy, reports non-compliant connections without requiring client-side modifications. Unlike Next-Generation Firewalls, TLSSGatekeeper preserves end-to-end privacy by validating only handshakes, and offers greater flexibility in defining undesired configurations. Our evaluation shows that TLSSGatekeeper sustains traffic rates of up to 100 Gbps while preventing insecure connections, with an average added processing delay of 671 ns (TLS 1.3) and 795 ns (TLS 1.2) per handshake packet, making enforcement feasible at scale.

Index Terms—TLS, Dataset, Guidelines, Performance, Security

I. INTRODUCTION

TRANSPORT Layer Security (TLS) is a suite of cryptographic protocols that provides confidentiality and integrity in network communications. Introduced in 1999 as a standardized redesign of SSL 3.0 [1], [2], it has become the de facto standard for securing data over the Internet. Over time, vulnerabilities in both protocol design [3]–[6] and implementation [7]–[9] prompted several updates, resulting in the release of three new versions, TLS 1.1 [10], 1.2 [11], and 1.3 [12]. The latest version, TLS 1.3, reduces the number of configurable parameters compared to its predecessors, thus narrowing the attack surface. It also removes outdated features, while improving the overall performance. Despite these

This work was supported by Ministero delle Imprese e del Made in Italy (IPCEI Cloud DM 27 giugno 2022 ± IPCEI-CL-0000007) and European Union (Next Generation EU).

Henrique B. Brum and Matteo Franzil are with the Department of Information Engineering and Computer Science, University of Trento, 38123 Povo, Italy, and also with the Cybersecurity Center, Fondazione Bruno Kessler, 38123 Povo, Italy (e-mail: henrique.beckerbrum@unitn.it; matteo.franzil@unitn.it).

Riccardo Germenia, Salvatore Manfredi and Luis A. D. Knob are with the Cybersecurity Center, Fondazione Bruno Kessler, 38123 Povo, Italy (e-mail: rgermenia@fbk.eu; smanfredi@fbk.eu; l.diasknob@fbk.eu).

Domenico Siracusa is with the Department of Information Engineering and Computer Science, University of Trento, 38123 Povo, Italy (e-mail: domenico.siracusa@unitn.it).

enhancements, its adoption still lags behind TLS 1.2, with only 75.3% of surveyed websites [13] supporting it. This is mainly due to legacy support for a wide set of operating systems that have already reached end-of-life but are still used.

Although the level of customization in TLS 1.2 and earlier versions was potentially beneficial, system administrators are now implicitly required to comprehend which customizations enable which features and whether they may open the system to attacks. While each deployment relies solely on the administrator’s own decisions, many cybersecurity agencies have tried to set a common security threshold for websites within their jurisdiction, resulting in the issuance of technical guidelines. However, a recently published study shows that only two out of the analyzed fifty-six public administration websites follow the guidelines of their respective countries [14]. The issue is primarily attributed to systems not being promptly updated to reflect changes in guidelines or to default configurations remaining unchanged.

To examine how current server deployments align with the latest security guidelines, we collected over 50 million TLS handshakes over two weeks from our research institution, Fondazione Bruno Kessler (FBK). We focused on external servers contacted by users within our institution, and evaluated three server-selected parameters—version, cipher suites, and supported groups—against four national TLS guidelines. These parameters were chosen because they are among the most critical for the security of a TLS connection. Our analysis confirms findings from previous research [14] while offering new insights. First, while the number of insecure connections with known vulnerabilities is minimal, they still persist. Second, and most importantly, we observed the widespread usage of options that are not approved by any guidelines, yet have no known vulnerabilities. This suggests that TLS servers and clients are using the latest developments, such as Post-Quantum Cryptography (PQC) algorithms, faster than guidelines are updated to include directives about them.

In order to support system administrators secure their TLS servers, the open-source community and researchers have developed tools that detect misconfigurations and provide guidance on how to fix them [15]–[19]. These tools reduce the burden on administrators, who no longer need to be familiar with every potential vulnerability or cryptographic nuance, although they still require manual intervention to apply corrections. Due to their ephemeral and ubiquitous nature, configuring and identifying insecure clients is even more challenging than with servers. If clients are not properly configured, they may connect to vulnerable servers and establish insecure connections, ultimately compromising both their own security and that of the broader network. Although Next-Generation Firewalls (NGFWs), such as Palo Alto [20] and

SonicWall [21], provide some support for blocking outdated versions and insecure cipher suites, they often require full decryption or provide limited flexibility in choosing which values to block.

To address this challenge, we present TLSSGatekeeper, a network-based tool that provides a flexible and effective way to protect clients from insecure servers. TLSSGatekeeper requires no client-side modifications; instead, it monitors incoming handshake messages directly within the network and verifies server-selected parameters against a chosen security policy. Since it inspects only the plaintext parts of the handshake, even when using the Encrypted Client Hello (ECH) extension, our tool fully preserves end-to-end encryption. If a server's parameters do not follow the chosen policy, TLSSGatekeeper can block the connection and prevent an insecure connection from materializing. By using XDP [22], [23], TLSSGatekeeper is attached directly to the network interface, allowing it to quickly parse the necessary packets without any meaningful delay to TLS and non-TLS traffic alike. Our performance evaluation shows that TLSSGatekeeper can sustain traffic rates close to 100 Gbps and handle thousands of TLS handshakes per second with minimal impact on the overall network performance. These results demonstrate that TLSSGatekeeper can transparently operate within the network while protecting all TLS clients from potentially insecure connections.

The key contributions of this paper are the following:

- **50 Million TLS Handshake Dataset:** We provide two weeks of TLS handshake traffic, totaling 50,744,009 million handshakes. While certain fields have been anonymized for privacy reasons, the dataset provides realistic, ready-to-use raw network traces, which can serve as a valuable input for researchers in the field. The dataset is publicly available¹.
- **TLS Guideline Analysis:** We analyze this dataset against four TLS guidelines issued by different cybersecurity agencies. The results demonstrate significant differences between the guidelines and a notable delay in updating them to reflect the latest developments. The source code for all our analyses and experiments is publicly available.²
- **TLSSGatekeeper:** We developed TLSSGatekeeper, a network-based tool that ensures clients connect only to servers adhering to a specific TLS security policy. By operating directly within the network, TLSSGatekeeper can transparently enforce these requirements across all clients. Our implementation is open source.³

The remainder of this paper is organized as follows. Section II introduces the background concepts necessary to understand the study. Section III describes the process of collecting the TLS handshake dataset, including data cleaning and anonymization, and analyzes the most common TLS options. Section IV evaluates the server-selected parameters

against four national TLS guidelines. Section V presents TLSSGatekeeper and discusses its performance evaluation. Finally, Section VI concludes the paper.

II. BACKGROUND

This section explains the role of TLS guidelines, and introduces the key concepts necessary to understand how TLS exchanges information to establish a session.

A. TLS Guidelines

TLS guidelines are technical documents issued by cybersecurity agencies to establish a common security baseline within a state or federation. The security of the TLS protocol depends on numerous configurable elements that system administrators must define. These elements range from the protocol version to the permitted cryptographic algorithms, which must be selected from a list of more than one hundred options, many of which are insecure. By specifying requirements for each of these configurable elements, guidelines assist administrators in maintaining secure and compliant server configurations.

B. TLS Handshake

The TLS protocol negotiates session parameters through the handshake subprotocol. During this stage, the client and server exchange information to authenticate each other and establish the cryptographic algorithms to be used. The main difference between the handshakes in TLS 1.3 and earlier versions is the number of required round-trips. Whereas TLS 1.2 and older require two RTTs to complete the handshake, TLS 1.3 needs only one.

Regardless of the version, the handshake begins with the exchange of two messages: *Client Hello* and *Server Hello*. The client initiates the connection by sending a message containing several parameters. The most relevant—and the ones analyzed in this study—are: (i) the proposed protocol version,⁴ (ii) the list of supported cipher suites,⁵ and (iii) the `supported_groups` extension.⁶

The server responds with its *Server Hello*, which includes (among other fields) the following parameters: (i) the selected protocol version, following the same backward compatibility rule as the *Client Hello*, and (ii) the chosen cipher suite. The server's response regarding (iii), the supported groups, differs between versions. In TLS 1.2 and earlier, this information is sent in a dedicated *Server Key Exchange* (SKE) message, whereas in TLS 1.3, it is integrated into the *Server Hello*. Once these (and other) parameters are established, the client and server can securely encrypt and exchange data.

⁴In TLS 1.2 and earlier, the protocol version field is the actual version (e.g., 0x0301, 0x0302, or 0x0303). However, in TLS 1.3, the value is fixed at 0x0303, and the actual protocol version is indicated in the `supported_versions` extension for backward compatibility.

⁵Each cipher suite defines a specific combination of cryptographic algorithms to be used during communication.

⁶This extension specifies the cryptographic groups supported for key exchange.

¹<https://fbk.sharepoint.com/:f:/s/TLSSGatekeeper/IgDBL1znj8uRQrDYWap7rhaQAYoTxe5U8ByI4eJm9XCQSTA?e=YA3Jsy>

²The dataset link contains the source code for the experiments discussed in Sections III, IV, and V.

³<https://github.com/daisyfbk/TLSSGatekeeper>

III. DATA COLLECTION

In this section, we detail the data collection process used to gather TLS handshake data from our institution’s network.

A. Setup and Methodology

FBK’s internal network spans multiple locations and consists of several subnets and VLANs. The traffic is highly heterogeneous: workstations and servers run various operating systems and depend on different browsers and applications. Visitors and employees connect through separate VLANs, using both personal and institution-managed devices. Additionally, a data center hosts numerous services, some of which are publicly accessible via the institution’s own Autonomous System (AS). Although limited to only one institution, this diversity of clients makes the network a rich and representative source of TLS traffic.

While a sizable share of these devices communicate internally, our focus was on collecting data from traffic crossing the network’s edge, specifically TLS connections initiated from the internal network to external servers. Since the monitored interface for this traffic could not have TCP Segmentation Offload (TSO) enabled, and given *tcpdump*’s⁷ lack of stateful capabilities for tracking TLS handshakes as well as *tshark*’s⁸ inability to capture segmented handshakes, we developed a custom script⁹ for handshake collection. It monitors traffic on TCP port 443 and begins collecting TLS handshakes upon detecting a *Client Hello* message. The script then follows the corresponding flow until it reaches a TLS message that is not part of the handshake, such as a *Change Cipher Spec* message, an *Alert*, or *Application Data*. For TLS 1.3, these messages usually follow the *Server Hello* directly, whereas for TLS 1.2 and earlier, they typically appear in a new packet. If, for any reason (e.g., dropped packets), these messages are not found, the script stops monitoring that flow upon receiving a TCP *FIN* or *RST* packet, thereby minimizing the memory footprint. Except for rare cases¹⁰ or out-of-order packets, the script reliably captures complete TLS handshakes, from the initial message to the final one, even when TCP segmentation is involved.

We collected data continuously from 2025-10-13 at 00:00 UTC until 2025-10-26 at 23:59 UTC, totaling 14 days. This two-week period, spanning Monday to Sunday and including two weekends, helps ensure that the dataset is representative of the network’s typical traffic patterns. After cleaning this dataset to remove incomplete (e.g., no *Server Hello*) or broken TLS handshakes (caused by the collector), the two weeks of analyzed data contained 155,066,707 packets. Of these, 50,744,009 were TLS *Server Hello* packets, which formed the basis for assessing server-selected parameters.

The dataset is provided in a compressed, hourly format and can be easily decompressed and analyzed using standard

⁷<https://www.tcpdump.org/>

⁸<https://www.wireshark.org/docs/man-pages/tshark.html>

⁹The script is available in the following repository: <https://github.com/daisyfbk/Capture-TLS-Handshakes/>.

¹⁰For example, a *Client Hello* message that is segmented in multiple packets and cannot be parsed in a single one.

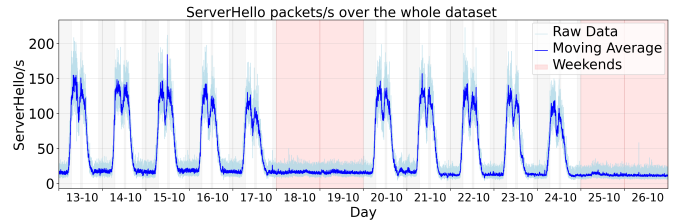


Fig. 1: TLS *Server Hello* packets per second over the whole data collection period.

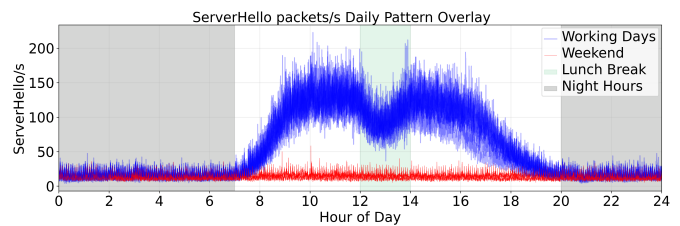


Fig. 2: *Server Hello* packets per second of all days overlaid.

tools such as *tcpdump*. The dataset can be used to reproduce the results presented in this paper, and although certain fields were anonymized for privacy reasons (see the Section III-B), it remains valuable for studying TLS traffic patterns and for other related research purposes.

B. Ethical Considerations

Given our need to collect possibly personal data and our intention to share the dataset with the public, we worked in close collaboration with the company’s IT and legal departments. This ensured that the whole research endeavor complied with the company’s privacy policies and applicable laws.

To begin with, data collection was strictly limited to TLS handshake packets sent to or from port 443, ensuring that no information outside the scope of this research was captured. All collected data in its non-anonymized form was stored on our institution’s secure servers, with access restricted to the IT department. The analysis scripts were executed locally on the same machine where the data resided. Finally, any traces shared with the authors were already in the same anonymized format as the public dataset, with the anonymization process described next.

The dataset was anonymized to remove fields containing sensitive or personally identifiable information (PII). IP addresses were replaced with random values, MAC addresses were zeroed out, and 802.1Q VLAN tags were removed. Additionally, both the TLS Server Name Indication (SNI) field and certificates were anonymized (set to zero). These measures ensured that the dataset could not be linked to any individual or device and prevented potential server profiling, thereby safeguarding the privacy of both employees and visitors on the network.

C. Data Analysis

Overall trends. A deeper analysis of the collected data reveals several interesting insights. Fig. 1 shows the number

TABLE I: TLS versions selected by the server.

TLS Version	Handshakes
TLS 1.3	41,130,186
TLS 1.2	9,546,240
FB's TLS 1.3 draft 26	61,899
TLS 1.0	5,592
TLCP: GB/T 38636-2020	72
TLS 1.1	20

TABLE II: Top 10 cipher suites selected by servers.

Cipher Suite	Handshakes
TLS_AES_256_GCM_SHA384	24,132,032
TLS_AES_128_GCM_SHA256	16,636,426
TLS_ECDHE_RSA_AES_256_GCM_SHA384	5,632,884
TLS_ECDHE_RSA_AES_128_GCM_SHA256	2,088,654
TLS_ECDHE_ECDSA_AES_128_GCM_SHA256	766,922
TLS_ECDHE_ECDSA_AES_256_GCM_SHA384	697,728
TLS_CHACHA20_POLY1305_SHA256	423,627
TLS_ECDHE_RSA_CHACHA20_POLY1305	135,149
TLS_RSA_AES_256_GCM_SHA384	98,226
TLS_RSA_AES_256_CBC_SHA1	47,130

of packets containing a *Server Hello* message traversing the network per second, which corresponds to the number of TLS connections per second. A clear contrast emerges between weekdays and weekends: the former, shown on a white and gray background, exhibit substantially higher activity (during working hours) than the latter, highlighted with a red-colored background. This pattern aligns with the institution's operational schedule, as most employees work during weekdays and within a single time zone, resulting in increased network traffic during those periods.

Fig. 2, which overlays all days, reveals that TLS traffic is also not evenly distributed throughout the day. There are noticeable peaks in the morning and early afternoon, a slight dip around lunchtime, and a significant drop in the evening when most employees leave the office. As the company offers a VPN service to its employees, some traffic remains during late evenings and nights, likely from remote workers. Weekend traffic is also shown in this figure, represented by the red line at the bottom. It is evident that weekend traffic is not only lower overall but also exhibits a different daily pattern. Instead of featuring peaks, the traffic remains relatively flat throughout the day, representing background activity from essential services and occasional remote access.

TLS version distribution. Table I presents the distribution of TLS *versions* chosen by the server in the collected dataset. The majority of packets use TLS 1.3, representing about 81% of the total, followed by TLS 1.2, which accounts for nearly all of the remainder. Only a very small fraction of packets rely on older versions such as TLS 1.0 and TLS 1.1, both of which are deprecated and considered insecure. In addition, a small subset of packets did not match any standardized version but were still valid handshakes. These included Transport Layer Cryptographic Protocol (TLCP), a Chinese TLS variant, and Facebook's draft version of TLS 1.3, which we further analyze in Section IV-B.

Cipher suites distribution. Table II presents the 10 most frequently selected *cipher suites* by servers. Given that the majority of the traffic corresponds to TLS 1.3, the two

TABLE III: Top 10 supported groups selected by servers.

Supported Group	Handshakes
X25519 / Curve25519	25,858,638
secp384r1 / P-384	13,591,931
X25519MLKEM768	6,845,778
secp256r1 / P-256	2,843,606
No group	1,278,804
secp521r1 / P-521	279,376
X25519Kyber768_Draft00	45,658
curveSM2	110
X25519Kyber768_Exp	44
X448 / Curve448	32

most common entries are cipher suites from this version. They are followed by TLS 1.2 cipher suites, completing the top five, and representing 97% of all observed ciphers. Across these five most common cipher suites, there is a clear preference for AES in Galois/Counter Mode (GCM) combined with at least SHA-256 for hashing, reflecting secure and modern cryptographic choices. With the exception of the TLS_RSA_AES_256_CBC_SHA1 cipher suite, which is vulnerable to various attacks due to its reliance on SHA1 and the Cipher Block Chaining (CBC) mode of operation, the remaining four cipher suites use secure cryptographic primitives.

Supported groups distribution. Lastly, Table III shows the 10 most frequently selected *supported groups* by servers. At the top of the list is Curve25519, which is widely adopted and supported by all major browsers. The second, fourth, and sixth entries correspond to well-known prime curves standardized by NIST, offering a strong level of security. The third, seventh, and ninth entries correspond to PQC groups, while the tenth, curveSM2, refers to a Chinese national group. Both categories are analyzed in detail in Section IV-B.

The fifth entry, No group, refers to server messages from TLS 1.2 and earlier versions, as well as TLCP, that do not include a supported group parameter. This occurs in three scenarios: (i) handshakes that reuse existing keys and therefore omit the *SKE* message; (ii) *Server Hello* messages that omit *SKE* entirely because the server certificate provides sufficient information; and (iii) *SKE* messages that specify the parameters for a cryptographic group directly, rather than relying on a predefined `named_curve` (a behavior deprecated by RFC8422 [24], published in 2018). Finally, at the tenth position, Curve448 was introduced in the same RFC [25] as Curve25519. Although Curve448 offers strong security guarantees, its adoption has been limited, as Curve25519 provides comparable security with superior performance.

D. Discussion

The collected dataset and its subsequent analysis provide valuable insights into current TLS server configurations and the security implications of these choices. First, TLS 1.3 has seen widespread adoption since its release nearly eight years ago, yet TLS 1.2 connections remain common. Moreover, the presence (even if minimal) of deprecated or non-standard versions is particularly problematic, as these versions contain known vulnerabilities or have not been extensively tested by the security community. Second, although the use of outdated

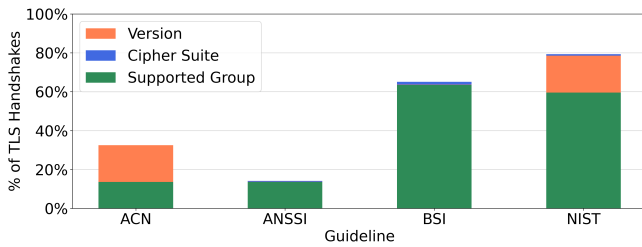


Fig. 3: Amount of non-compliant TLS handshakes by guideline and parameter.

and insecure cipher suites is limited, their continued presence remains concerning and calls for decisive action to eliminate their use. Finally, the observed supported groups exhibit no publicly known vulnerabilities, which is encouraging, while the inclusion of PQC algorithms indicates that some servers are preparing for future security requirements.

IV. TLS GUIDELINE ANALYSIS

This section analyzes the two-week dataset through the lens of four different TLS guidelines.

A. Guideline Analysis

1) *Overview*: We analyzed the entire dataset against four national security guidelines provided by the TLS Compliance Dataset [26]: ACN (Italy), ANSSI (France), BSI (Germany), and NIST (U.S.).¹¹ ¹² Appendix A provides additional details about this dataset and our methodology. This analysis aims to compare how these guidelines differ regarding three server-selected parameters—version, cipher suite, and supported group—and establish a ground truth for comparison. For each guideline, we compared the parameters from all TLS handshakes against the values accepted by that specific guideline. Fig. 3 illustrates the percentage of non-compliant¹³ TLS handshakes, categorized by parameter, for all evaluated guidelines.

The first notable observation is the wide variation in compliance levels: for ANSSI, only roughly 14% of the handshakes used non-compliant values. On the other hand, for NIST, the rate reached 80%. Despite the role of guidelines as documents defining a clear and unified baseline security requirement, the differences among these four guidelines highlight the absence of a common consensus across countries on what is deemed secure.

The use of non-compliant supported groups is the primary cause of non-compliance across all guidelines, followed by the

¹¹To use the latest available updates, we performed our analysis on the currently unreleased “ACN” branch of the dataset, available at <https://github.com/stfbk/tls-compliance-dataset/tree/ACN>, commit 2677b1a.

¹²We excluded the Mozilla guideline because it is not issued by a government agency, and the ENISA guideline as it focuses on security certifications rather than web server configuration.

¹³In the context of this analysis, “compliance” or “compliant” refers to a server using a guideline’s recommended values for the three aforementioned parameters. This does not imply that a server is fully compliant with the guideline; such a task would require a direct assessment of the server, while our analysis is based solely on handshake messages.

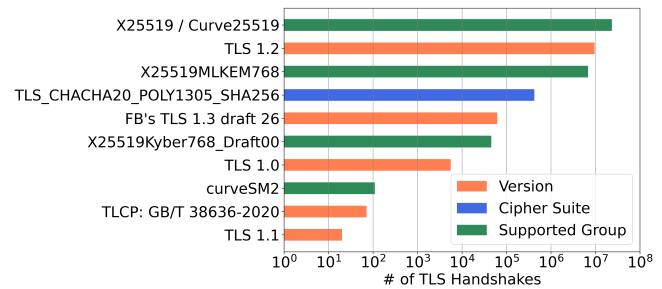


Fig. 4: Top 10 non-compliant TLS values for the NIST guideline.

protocol version (the leading cause for ACN) and, at a distant third, the cipher suites. *Curve25519*, a curve widely adopted by all major browsers, is the main reason for the high number of non-compliant supported groups in the BSI and NIST guidelines. Despite its widespread usage, the guidelines do not provide an explicit rationale for excluding *Curve25519*, reflecting the general absence of a clear threat model. Another frequent source of non-compliance across all guidelines, discussed in Section IV-B, involves PQC algorithms, which have gained significant attention in recent years due to ongoing developments and the potential impact of quantum computing on current cryptographic methods.

Under guidelines that still allow TLS 1.2 (ACN and BSI), the proportion of non-compliant versions is relatively low due to the limited presence of deprecated versions such as TLS 1.0 or non-standard variants like Facebook’s TLS 1.3 draft. Although negligible compared to the total number of valid packets, their presence remains concerning, as these versions are considered insecure or, in the case of non-standard variants, lack formal approval mechanisms and may contain undisclosed vulnerabilities. Conversely, for guidelines that do not support version 1.2, the number of non-compliant connections increases, as roughly 20% of the traffic still uses TLS 1.2.

Finally, cipher suites are not a significant source of non-compliance, with the most prevalent non-compliant cipher, *TLS_CHACHA20_POLY1305_SHA256*, appearing in less than 1% of all connections. This high level of compliance is exemplified by the fact that the five most frequently used cipher values (as shown in Table II) are compliant with all four guidelines and together represent 97% of all Server Hellos. The low percentage of non-compliant cipher suites suggests that most TLS servers already employ cipher configurations that are both secure and compliant with the evaluated guidelines.

2) *NIST*: From these four guidelines, we selected NIST to better understand the main non-compliant values, as it exhibited the highest number of non-compliant handshakes. The NIST guideline was created as a security baseline for U.S. federal departments and agencies, but it is also useful to companies and other organizations. Figure 4 presents the top 10 non-compliant values according to the NIST guideline. Among these, we highlight:

TABLE IV: TLS values that caused a handshake to be non-compliant but were never mentioned in any of the guidelines.

Value	Parameter	Category	Handshakes
X25519MLKEM768	Supported Group	PQC	6,845,778
FB's TLS 1.3 draft 26	Version	Facebook's TLS library	61,899
X25519Kyber768_Draft00	Supported Group	PQC	45,658
TLS_RSA_WITH_RC4_128_SHA	Cipher Suite	Insecure ciphers	617
TLS_DH_anon_WITH_RC4_128_MD5	Cipher Suite	Insecure ciphers	234
curveSM2	Supported Group	Chinese TLS alternative	110
TLS_RSA_WITH_CAMELLIA_128_CBC_SHA	Cipher Suite	Insecure ciphers	86
TLS_RSA_WITH_CAMELLIA_128_CBC_SHA256	Cipher Suite	Insecure ciphers	85
TLS_RSA_WITH_ARIA_128_GCM_SHA256	Cipher Suite	Insecure ciphers	85
TLS_DHE_RSA_WITH_CAMELLIA_128_CBC_SHA	Cipher Suite	Insecure ciphers	85
TLS_DHE_RSA_WITH_CAMELLIA_256_CBC_SHA	Cipher Suite	Insecure ciphers	84
TLS_RSA_WITH_CAMELLIA_256_CBC_SHA256	Cipher Suite	Insecure ciphers	84
TLS_RSA_WITH_CAMELLIA_256_CBC_SHA	Cipher Suite	Insecure ciphers	83
TLS_RSA_WITH_ARIA_256_GCM_SHA384	Cipher Suite	Insecure ciphers	83
TLCP: GB/T 38636-2020	Version	Chinese TLS alternative	72
ECC_SM4_CBC_SM3	Cipher Suite	Chinese TLS alternative	72
X25519Kyber768_Exp	Supported Group	Facebook's TLS library	44
TLS_ECDH_anon_WITH_NULL_SHA	Cipher Suite	Insecure ciphers	11

- 1) The supported group `Curve25519`, which, although not approved by NIST, is widely used and accepted by all major browsers.
- 2) Although TLS 1.2 has not yet been formally deprecated, several recommendations advocate its replacement with TLS 1.3, which provides stronger security guarantees and support for PQC algorithms.
- 3) The third, fifth, sixth, eighth, and ninth values are not mentioned by NIST or by any of the other evaluated guidelines. This is not surprising, as guidelines typically present only a subset of values that they consider secure and recommend for use. These values are discussed separately in Section IV-B.
- 4) `TLS_CHACHA20_POLY1305_SHA256` is currently discouraged by NIST, despite being cryptographically state-of-the-art.

B. Anomalous Values

TLS guidelines define what values must be used and which ones are discouraged. However, they do not necessarily cover all the possible values that can be used in a TLS connection. Indeed, new ones are often standardized after the guidelines are published, or are outright tested in the wild. During our analysis, we observed that some configurations that caused a connection to be classified as non-compliant were not explicitly addressed in any of the guidelines.¹⁴ These configurations are listed in Table IV.

We divided the anomalous values in Table IV into four categories: **insecure cipher suites**, **PQC**, **Facebook's TLS library**, and a **Chinese TLS alternative**.

Insecure cipher suites. Out of the 11 cipher suites in the "Insecure ciphers" category, six use the SHA1 algorithm. This algorithm has been considered insecure since 2005 when a theoretical collision attack was discovered [27]. In recent years, attacks on SHA1 have evolved from theoretical to practical [28], [29]. Accordingly, it was deprecated by

NIST in 2011, and the agency is also planning to have it completely removed from all applications by the end of 2030 [30]. Even though they do not use SHA1, the ciphers `TLS_RSA_WITH_CAMELLIA_128_CBC_SHA256` and `TLS_RSA_WITH_CAMELLIA_256_CBC_SHA256` rely on CBC, which may be vulnerable to the LUCKY13 attack [31]. However, the risk associated with these ciphers is mitigated when the "encrypt-then-MAC" TLS extension is used, as it helps defend against this vulnerability.

Additionally, two other ciphers use the ARIA encryption algorithm in GCM, for which no vulnerabilities are currently known. The main issue with these ciphers lies in their use of the RSA algorithm for key exchange, which lacks the forward secrecy property. Forward secrecy ensures that even if a private key is compromised, past and future sessions remain secure. While the absence of forward secrecy is not an attack vector in itself, several guidelines recommend preferring algorithms that provide this property due to the enhanced security they offer.

Lastly, the presence of anonymous ciphers, `TLS_ECDH_anon_WITH_NULL_SHA` and `TLS_DH_anon_WITH_RC4_128_MD5`, is particularly concerning. The use of these ciphers is strongly discouraged, as they omit the identity validation step, leaving connections vulnerable to Man-in-the-Middle (MITM) attacks.

PQC. Due to rapid advancements in quantum computing research, security researchers are increasingly concerned about the potential for quantum computers to break the public-key cryptographic algorithms currently in use. Although no existing quantum computer is capable of threatening encrypted communications, it is important to begin transitioning to post-quantum alternatives as soon as possible. This urgency arises from the risk of adversaries collecting encrypted traffic today with the intent of decrypting it in the future, a tactic known as *harvest now, decrypt later*. In 2016, NIST issued a call for proposals with the goal of identifying quantum-secure alternatives to the various primitives employed in public-key cryptography. By 2024, three of the proposed algorithms, namely ML-KEM, ML-DSA, and SLH-DSA, were standardized by NIST [32].

¹⁴This list is not exhaustive. Since compliance was evaluated sequentially (version, then cipher suite, and lastly the supported group), the evaluation stopped at the first non-compliant parameter, which was the only one analyzed.

The *harvest now, decrypt later* threat is a serious concern for many companies, including Cloudflare, which has been actively researching PQC since 2017. Cloudflare recently added support for hybrid key-exchange algorithms such as X25519MLKEM768 and X25519Kyber768_Draft00 (the latter now considered obsolete) in its products [33]. The implementations of different post-quantum algorithms are provided by the Open Quantum Safe (OQS) project [34], which integrates them into protocols and applications. Thanks to the OQS project, OpenSSL has supported the three algorithms standardized by NIST since version 3.5 [35]. In addition to these efforts, both Mozilla and Google updated their browsers (Firefox and Chrome, respectively) in 2024 to support ML-KEM algorithms [33]. Table IV reflects these developments, showing X25519MLKEM768 and X25519Kyber768_Draft00 among the anomalous values that appeared the most in our dataset.

Although the first round of NIST standardization resulted in three selected algorithms, there is currently no definitive NIST standard regulating the use of PQC algorithms. The ACN guidelines acknowledge this, stating that no formal recommendation is made at this time and that the document will be updated once a final standard becomes available [36] (Section 5.5 in ACN’S document). This indicates that despite the lack of regulations at the time of writing, these algorithms (or similar ones) are likely to be integrated into guidelines in the near future.

Facebook’s TLS library. Facebook was among the companies that contributed to the standardization of TLS 1.3 together with the Internet Engineering Task Force (IETF). While contributing to this effort, Facebook developed an open-source library called Fizz, designed to provide a fast and secure TLS implementation for its products [37]. One of the most important differences between Fizz and other TLS libraries (e.g., OpenSSL) is that it does not support the standardized version of the TLS 1.3 protocol [12]. Instead, it only implements three draft versions: *draft-ietf-tls-tls13-28*, *draft-ietf-tls-tls13-26*, and *draft-ietf-tls-tls13-23*, with the first two being wire-compatible with RFC8446 [38]. In addition to providing the “standard” version of these drafts, Fizz also includes their Facebook-specific variants of drafts 23 and 26. These variants can be identified by their use of the hexadecimal identifier *0xfb00 || 0xdraft_version* instead of the *0x7f00 || 0xdraft_version* format specified in the drafts.

Since 2024, Fizz has added support for hybrid key-exchange algorithms based on ML-KEM through integration with liboqs.¹⁵ An interesting detail in this integration is the introduction of two supported group algorithms with values *0xfe00* and *0xfe01*, which are reserved for private use in the IANA registry [39]. In the Fizz source code, these values correspond to *x25519_kyber768_experimental*¹⁶ and *x25519_kyber512_experimental*, respectively, with comments indicating that they are used to “get clean data for external traffic experiments.” Our analysis shows that

Facebook’s TLS 1.3 variant is still in use, ranking as the third most common version in our dataset (see Table I) and indicating that its usage remains notable.

Chinese TLS alternative. In 2020, the Chinese government released a standard document, titled GB/T 38636-2020, which describes a protocol functionally similar to TLS 1.2 named TLCP.¹⁷ The two protocols differ in two aspects. First, TLCP uses two separate certificates, one for authentication and the other for encryption. Second, TLCP only uses cryptographic algorithms from the ShāngMì (SM) family of cryptographic primitives. Three of these primitives are used: SM2, an elliptic curve-based digital signature algorithm; SM3, a cryptographic hash function; and SM4, a block cipher for symmetric encryption. In 2021, RFC8998 was published, describing how to use SM primitives with TLS 1.3 [40]. An interesting aspect of the traffic obtained in Section III is that the packets in which *curveSM2* was observed use the *TLS_AES_256_GCM_SHA384* cipher suite instead of the SM4 cipher suite described in RFC8998.¹⁸ This combination of international and SM algorithms is problematic: it limits the set of compatible clients that can connect to the service while also failing to achieve compliance with Chinese standards.

C. Discussion

While TLS guidelines define a secure baseline, our analysis reveals significant differences between them, highlighting the challenge of standardizing configurations and defining which values must be used. Furthermore, while guidelines are not expected to justify every decision or omission, their limited guidance on emerging values, specifically PQC supported groups, shows how they struggle to keep pace with recent developments.

Even though we cannot completely evaluate a server’s compliance to a guideline due to the limited visibility into server configurations during the handshake, this analysis underscores how recommended configurations can differ significantly from those used in practice. These results provide organizations with a clearer understanding of today’s TLS ecosystem: which configurations are widely used, which are discouraged for valid security reasons, and which are omitted by guidelines despite having no known vulnerabilities. Ultimately, this allows organizations to make more informed, context-aware decisions when configuring their servers and clients.

V. TLSGATEKEEPER

The prevalence of servers using outdated or insecure options, along with the need for organizations to follow specific TLS guidelines, motivated the development of TLSGatekeeper. Our tool ensures that TLS connections from the internal network to external servers adhere to a defined policy for versions, cipher suites, and supported groups. This policy can be based on national guidelines or customized requirements,

¹⁷<https://openstd.samr.gov.cn/bzgk/gb/newGbInfo?hcno=778097598DA2761E94A5FF3F77BD66DA>

¹⁸Starting with TLS 1.3, the cipher suites include only the encryption and hashing algorithms.

¹⁵The Open Quantum Safe library.

¹⁶Also referred as X25519Kyber768_Exp.

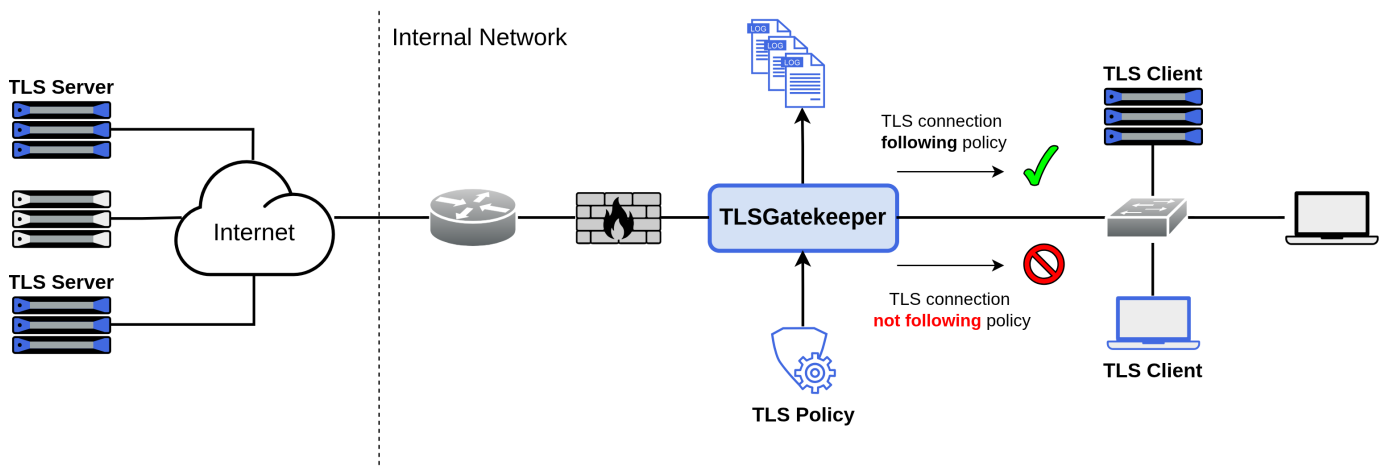


Fig. 5: TLSGatekeeper deployment scenario.

guaranteeing that users connect only to servers deemed secure. Fig. 5 illustrates TLSGatekeeper’s operation and placement. It is deployed as a middlebox between incoming external traffic and the clients inside the institution’s network.

As a middlebox, TLSGatekeeper enforces compliance across the entire network without requiring any client-side configuration. When a client initiates a TLS connection to an external server, TLSGatekeeper inspects the server’s handshake messages. Since the tool focuses on the preferences expressed in the *Server Hello* message, the presence of the ECH extension does not affect validation.¹⁹ If the server messages contain values that do not conform to the selected policy, TLSGatekeeper logs the violation and can optionally block the connection. Although blocking can be restrictive, administrators can use it to harden network security without manually filtering insecure connections. In this way, it works similarly to a firewall or a Network Intrusion Prevention System. Conversely, handshakes that align with the policy’s values are authorized to pass, materializing the connection.

Existing NGFWs from Palo Alto [20], Google Cloud [41], and SonicWall [21] support blocking TLS connections that use outdated versions or weak ciphers. However, TLSGatekeeper differs in several key ways. First, TLSGatekeeper focuses only on the server-selected parameters shared in plaintext and does not require decrypting the session, therefore minimizing the processing overhead and resource consumption. Moreover, it is not restricted to a pre-determined set of values; instead, it allows system administrators complete freedom to block even the latest (and possibly non-validated) TLS cipher suites and supported groups. Finally, it is the only tool that provides filtering capabilities for the supported groups parameter.

A. Implementation

Middleboxes must process packets in real time and at the line rate of the monitored link. To achieve this goal, we used XDP [22], [23] to implement TLSGatekeeper. By doing so,

¹⁹The ECH extension protects privacy by hiding the SNI and other fields of the *Client Hello* message.

TLSGatekeeper can process packets as soon as the driver receives them without undergoing the delay of the network stack, allowing for high-speed packet processing. The internal logic of TLSGatekeeper is illustrated in Fig. 6. There are two main components in TLSGatekeeper: a user space program and an XDP (kernel space) program. The user space program receives a TLS policy file, generated by a conversion script detailed in Appendix B, which specifies the allowed TLS versions, cipher suites, and supported groups by the policy.

Based on this policy file, the user space program updates two arrays in the XDP code that indicate the compliant TLS versions and TLS 1.3 cipher suites. Static arrays were chosen for these parameters because they contain, at most, two and five values, respectively. For the compliant TLS 1.2 cipher suites and supported groups, which may include a larger number of entries, two `array` maps are used as bitmaps of 2^{16} positions, each one representing all possible cipher suites and supported groups. Compliant entries in these bitmaps are set to one. The choice of using `array` maps to create bitmaps, instead of using the more direct `hash` map, was based on the performance results presented by [42]. Finally, the logger uses a `ringbuf` map for efficient data streaming between the kernel and user space, waits for any log messages, and saves them into a log file.

After this initial configuration stage, the XDP program is attached to the target network interface and performs three operations for every incoming packet: (1) it parses the packet, and if it contains a TLS server handshake message (i.e., *Server Hello* or *SKE*), retrieves the relevant policy parameters and verifies compliance (all other packets simply follow their network path at this stage); (2) it logs information about the server’s selected parameters; and (3) optionally, it blocks the TLS connection if it is non-compliant. Finally, packets continue through the network, allowing them to reach their intended destination.

1) *Parser and Verifier*: The initial stage involves parsing incoming packets, extracting the TLS server-selected parameters, and verifying their compliance with the chosen policy. In our implementation, TLSGatekeeper supports only traditional TLS-over-TCP connections and does not support DTLS or

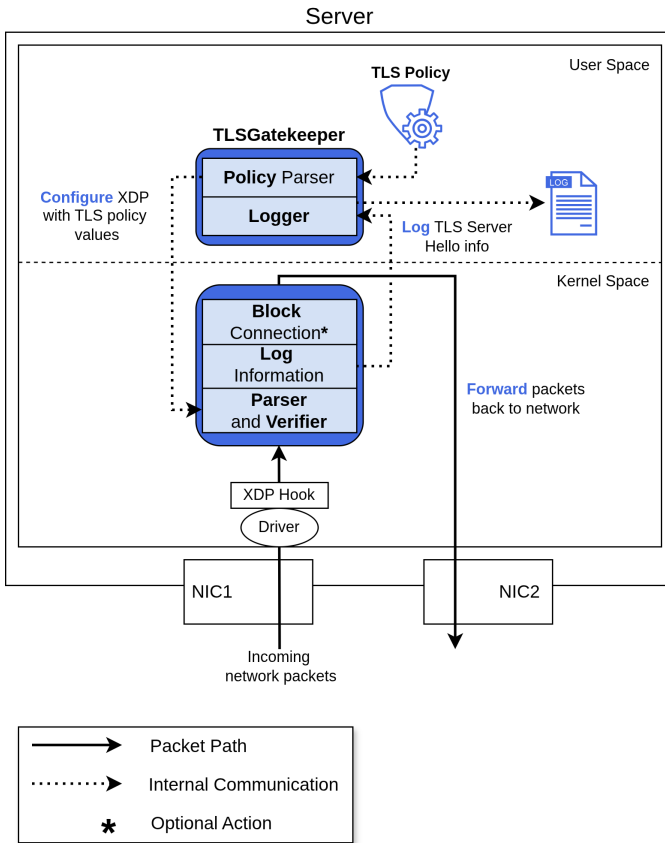


Fig. 6: TLSGatekeeper elements and internal logic.

QUIC. Once the TCP header is parsed and the payload is reached, the parser follows one of two paths. The first path is for new connections and involves parsing the *Server Hello* message. The second path applies only to ongoing TLS 1.2 connections where the *Server Hello* was already processed, but the *SKE* message (and hence the supported group) was not found in that packet.

The default parsing executed for every new connection begins when the packet containing the *Server Hello* message is located. Once it's found, the parser retrieves the tentative version and the cipher suite from it. If the tentative version is not TLS 1.2 (TLS 1.3 also uses version 1.2 for backward compatibility), the connection is automatically deemed non-compliant due to the use of a deprecated or non-standardized version, and the next task, logging, starts. Otherwise, parsing continues and the *Server Hello* extensions are analyzed. If the *Server Hello* corresponds to TLS 1.3, the parser identifies the actual version in the `supported_versions` extension and the supported group in the `key_share` extension. For TLS 1.3, this completes the parsing process, as all required TLS parameters have been extracted.

However, if the `supported_versions` extension is not present, the protocol version is confirmed to be 1.2. In this case, parsing continues, since the supported group is not included in the *Server Hello* but rather in the *SKE* message. TLSGatekeeper's parser then proceeds either within the

same handshake record,²⁰ inspecting subsequent messages, or across additional records until it locates the *SKE* message and retrieves the supported group. Since this message typically appears after the *Certificate* and occasionally after further messages, it often ends up in a subsequent packet due to TCP segmentation. To handle this, TLSGatekeeper tracks segmented server messages using a LRU hash map, which stores the flow's five-tuple and the correct byte offset from which to resume parsing in following packets.

As TLSGatekeeper receives subsequent packets from the monitored flows, it follows the second parsing path. The parser resumes from the position stored in the map, updating the offset with each newly processed non-*SKE* message, until the *SKE* message is located, either in the packet immediately after the *Server Hello* or in a later packet. If the *SKE* message is eventually located (some TLS 1.2 handshakes do not include it), the supported group is extracted, and TLSGatekeeper has successfully gathered all required parameters. If the *SKE* message is never found or does not use the `named_curve` option, the supported group is set to zero.

Once all the required TLS parameters are collected, TLSGatekeeper verifies compliance by sequentially checking them against the pre-loaded static arrays and eBPF maps containing the policy-approved values. The verification process begins with the protocol version, followed by the cipher suites, and finally the supported groups. If any of the retrieved values are not found in these data structures, the packet is classified as non-compliant and the verification finishes. Subsequently, TLSGatekeeper logs the corresponding server options and compliance result.

2) *Log Information*: Once the server options are classified as compliant or not, the XDP program sends logging data to the user space logger. It creates a log message containing the following information: VLAN ID, Layer 3 (network) protocol, Layer 4 (transport) protocol, source and destination IPs, source and destination ports, TLS version, cipher suite, supported group, and the compliance outcome of the server (including the reason, if non-compliant). The set of fields included in the message can be easily modified or expanded to support additional information. Once assembled, the message is submitted to the user space program via the `ringbuf` map. The logger polls for these messages and stores them in a log file for later analysis.

3) *Blocking TLS Connections*: TLSGatekeeper can prevent TLS connections that are classified as non-compliant from materializing. It does so by converting the last packet in which all server parameters were analyzed into a *TLS Alert*, indicating a handshake failure. This packet can correspond to the initial *Server Hello*, a subsequent one containing the *SKE* message, or the final server handshake packet. As a result, instead of receiving the server's handshake messages, the client receives the alert and immediately terminates the connection with the server. To modify this packet, TLSGatekeeper uses the eBPF helper function `bpf_xdp_adjust_tail` to first remove the existing TCP payload and then append the *Alert* message,

²⁰TLS is composed of records, each containing one or more messages. For example, a TLS record of type *Handshake* may include messages such as *Client Hello*, *Server Hello*, or *Certificate*.

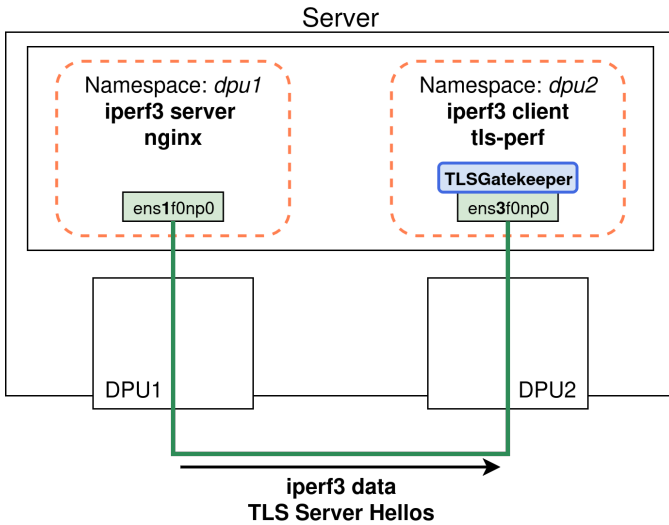


Fig. 7: Performance experiments setup.

which is only seven bytes long. As a final step, the IP and TCP checksums are recalculated to ensure the packet is not dropped and that the client receives the packet to terminate the connection.

B. Performance Analysis

Since TLSGatekeeper acts as a middlebox, it must handle high-volume network traffic without becoming a bottleneck. To assess its performance, we evaluated TLSGatekeeper in a 100 Gbps network with sustained line-rate traffic. The setup for the performance experiments is shown in Fig. 7.

We connected two BlueField-2 DPUs (or SmartNICs) using a 100 Gbps link and connected them to the same server. The server contains an AMD EPYC 9224 CPU with 24 cores and 48 threads. Both DPUs operated in NIC (passthrough) mode. Since both DPUs were within the same server, we created two network namespaces (i.e., *ip netns*), one for each DPU, to enable communication over the 100 Gbps link. In the experiments, DPU1 represents the external network, where the TLS servers are located, while DPU2 represents the internal network, where TLS clients initiate connections to the servers. TLSGatekeeper is positioned on the interface connected to DPU2 and processes the incoming packets from DPU1.

For the experiment’s network traffic, we used *iperf3*²¹ to generate background TCP traffic and *tls-perf*²² to initiate TLS connections. In the DPU1 namespace, we set up an *iperf3* server and an *nginx*²³ server, while in the DPU2 namespace, we ran the *iperf3* client with the reverse option enabled, which means that the server generates traffic for the client, and executed *tls-perf* to start TLS connections with the *nginx* server. With this setup, TLSGatekeeper receives both the TCP background traffic generated by the *iperf3* server and the TLS handshake messages sent by the *nginx* server.

Regarding TLSGatekeeper, we configured it to not block TLS traffic, allowing the measurement of handshake metrics,

and created a policy based on the NIST guideline. For this setup, TLSGatekeeper’s implementation passes all packets to the network stack via `XDP_PASS`, allowing them to reach the Linux operating system where the clients are running. In the typical middlebox deployment presented in Fig. 5, the XDP program would instead use `XDP_REDIRECT` to forward packets to another NIC and back to the network. Additionally, during these experiments, the XDP component of TLSGatekeeper measures and logs the processing delay incurred while parsing server messages. To minimize logging overhead, this delay is recorded only for packets that had a compliance outcome (i.e., *TLS Server Hellos*) and, inevitably, must send a log to user space. Although it does not represent the delay experienced by all packets in the network, these measurements are the most relevant, as such packets undergo the most extensive processing by our tool.

Finally, we compared TLSGatekeeper against two other scenarios: a *Baseline* with no XDP code running at all, and another called *XDPPass* where a simple XDP program merely passes packets to the kernel.

1) *Reaching 100 Gbps Throughput*: To evaluate how TLSGatekeeper handles increasing traffic volume, we conducted experiments using *iperf3* to approach the 100 Gbps bandwidth limit. Specifically, we varied the number of parallel *iperf3* streams from 1 to 16, following a power-of-two sequence. For TLS traffic, *tls-perf* was configured to use 10 threads with two parallel connections per-thread to generate a high volume of TLS connections. The resulting number of handshakes per second in these tests significantly exceeds the maximum rate observed in our institution’s traffic (see Fig. 8b), which was roughly 200 handshakes per second. Finally, for each *iperf3* stream amount and scenario, we conducted five runs to reduce the impact of outliers.

Fig. 8a shows the average RX throughput on the DPU2 interface across five runs as the number of *iperf3* streams increases up to 16. With 16 streams, *iperf3* reaches nearly 100 Gbps, which is the maximum throughput supported by the evaluated DPUs. Although TLSGatekeeper shows a lower throughput than the *Baseline* and *XDPPass* with fewer parallel streams, it maintains full performance once the link becomes saturated with 16 streams, demonstrating that TLSGatekeeper can handle high-volume throughput.

Regarding TLS-related metrics, Fig. 8b shows the 95th percentile of handshakes per second, while Fig. 8c presents the 95th percentile of handshake latency as reported by *tls-perf*. For handshakes per second, the 95th percentile indicates that 95% of the measurements were above that value; conversely, for latency, it means that 95% of the TLS handshake latency measurements were below the indicated value. The plots represent the average 95th percentile over the five runs. Across all scenarios, we observe the expected trend of decreasing handshakes per second and increasing latency as background traffic rises. Both graphs show that TLSGatekeeper does not cause any noticeable difference compared to the other scenarios, demonstrating its ability to handle thousands of TLS handshakes per second with up to 100 Gbps of background traffic, without disrupting the expected network behavior.

TLSGatekeeper’s minimal impact on network performance

²¹<https://github.com/esnet/iperf>

²²<https://github.com/tempesta-tech/tls-perf/tree/master>

²³<https://nginx.org/>

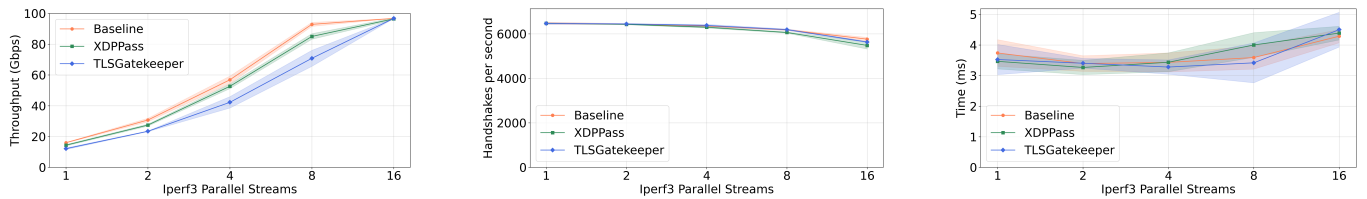
(a) Throughput with increasing *iperf* streams.(b) 95th percentile of TLS handshakes per second with increasing *iperf* streams.(c) 95th percentile of TLS latency with increasing *iperf* streams.

Fig. 8: Performance comparison of TLSGatekeeper against two reference scenarios: a clean interface with no programs attached (Baseline) and an interface running a minimal XDP program (XDPPass).

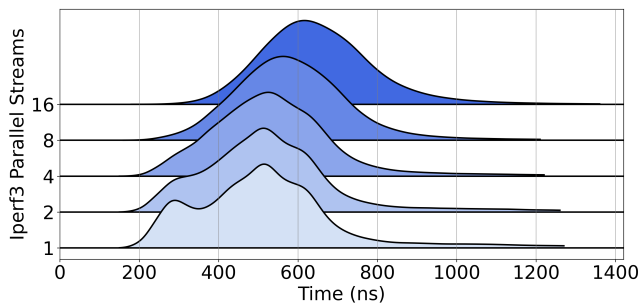


Fig. 9: TLSGatekeeper processing delay up to the 99th percentile.

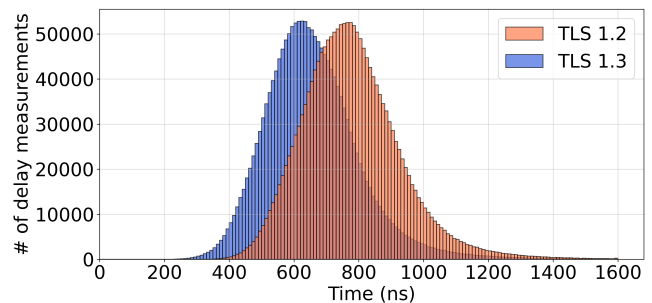


Fig. 10: Comparing TLSGatekeeper delay for TLS 1.2 and 1.3 up to the 99th percentile.

is due to its contained processing, as quantified by Fig. 9. It shows the packet processing delay introduced by TLSGatekeeper, from the packet’s arrival to the compliance outcome. This delay is only measured for packets that trigger a compliance check (i.e. packets with a *Server Hello* message or *SKE*) and represents the maximum overhead added to any single packet. Ridgeline plots in the figure present the delay distribution across all five runs for each *iperf3* stream configuration. The results indicate that, even if the processing delay slightly increases under higher traffic loads (more parallel streams), the overhead remains negligible compared to the TLS latency shown in Fig. 8c (milliseconds versus nanoseconds).

2) *TLS 1.2 vs TLS 1.3*: The previous results focused on TLS 1.3, which has a simpler structure and is therefore easier for TLSGatekeeper to parse. To evaluate the effect of the additional parsing logic required for TLS 1.2 (described in Section V-A1), we repeated the experiments using *tls-perf* configured for that version. We then compared both protocols under a load of 16 *iperf3* streams, corresponding to nearly 100 Gbps of background traffic.

The throughput remained virtually identical in both versions, with every scenario reaching close to 100 Gbps. The number of handshakes per second was slightly lower for TLS 1.3 in all scenarios, which was unexpected but has been previously observed in OpenSSL.²⁴ Latency remained similar between the two versions, with a minor increase for TLSGatekeeper when processing TLS 1.2 traffic. This increase is attributed to the additional parsing overhead introduced by

the tool. Fig. 10 quantifies this effect, showing the distribution of processing delays across five runs with 16 *iperf3* streams. The average delay from all these measurements was 671 ns for TLS 1.3 and 795 for TLS 1.2. Despite this added cost, the delay remains negligible relative to the overall handshake latency (see Fig. 8c), confirming that TLSGatekeeper operates efficiently for both protocol versions.

C. Blocking PoC

TLSGatekeeper can block non-compliant TLS connections as detailed in Section V-A3. In the performance experiments of Section V-B, this feature was disabled, and TLSGatekeeper only logged TLS-related information, as the goal was to evaluate handshake throughput and latency. To demonstrate TLSGatekeeper’s gatekeeping capability, this section presents a small Proof-of-Concept (PoC) experiment involving two scenarios. In the first scenario, neither the server nor the client complies with the desired policy on supported groups, causing TLSGatekeeper to prevent the connection from materializing. In the second scenario, the server is compliant with the policy but the client is initially not (it’s default supported group is not approved by the policy); however, since it is the server that ultimately determines the cryptographic options, the clients updates it’s supported groups, and TLSGatekeeper allows the connection to proceed.

The setup is the same as in Fig. 5 but without the *iperf3* tool. For TLSGatekeeper, the NIST-based policy is applied with the blocking option enabled. In the first scenario, the *nginx* server is configured without restricting supported groups, thereby

²⁴<https://github.com/openssl/openssl/issues/13053>

accepting all groups allowed by OpenSSL. The *tls-perf* client initiates five TLS 1.3 connections proposing the supported group Curve25519, which the TLS server accepts. Since Curve25519 is not permitted by the NIST-based policy, TLSGatekeeper blocks the connections. Once the experiment starts, TLSGatekeeper intercepts the *Server Hello* containing the non-compliant supported group, modifies it into a TLS *Alert*, and forwards it to the client. As shown in Listing 1, when the client receives the alert indicating a handshake failure, it terminates the connection, causing the client application to close. This entire process occurs transparently within the network and requires no client-side configuration.

```
Running TLS benchmark with following
settings:
```

```
Host:      192.168.10.10 : 7777
TLS version: 1.3
Cipher:    default
TLS tickets: off
Duration:  0
```

```
( All peers are active, start to gather
statistics )
```

```
ERROR: cannot establish even one TLS
connection: error:0A000410:SSL
routines::sslv3 alert handshake
failure
```

Listing 1: *tls-perf* log when TLSGatekeeper is **blocking** the connection.

```
Running TLS benchmark with following
settings:
```

```
Host:      192.168.10.10 : 7777
TLS version: 1.3
Cipher:    default
TLS tickets: off
Duration:  0
```

```
( All peers are active, start to gather
statistics )
```

```
TLS hs in progress 0 [5 h/s], TCP open
conns 0 [1 hs in progress], Errors 0
=====
TOTAL:                SECONDS 1; HANDSHAKES 5
HANDSHAKES/sec:      MAX 5; AVG 5; 95P 5; MIN
                    5
LATENCY (ms):        MIN 1.73175; AVG
                    1.82172; 95P 2.28168; MAX 2.28168
```

Listing 2: *tls-perf* log when TLSGatekeeper is **not blocking** the connection.

In the second scenario, the *nginx* server is configured to use the supported group `prime256v1`, which is approved by NIST and represents a compliant TLS server. As before, the

tls-perf client proposes `Curve25519`, which NIST does not accept. Since the server ultimately determines the final values and, in this scenario, is configured to use `prime256v1`, the *Server Hello* message contains a compliant value. Consequently, TLSGatekeeper does not block the connection. As shown in Listing 2, *tls-perf* successfully completes the handshakes, and TLSGatekeeper simply logs the session as compliant.

While blocking may appear intrusive, it provides strong protection by preventing connections to potentially insecure servers, and allows system administrators to review contacted servers without haste.

VI. CONCLUSION

In this paper, we analyzed over 50 million TLS handshakes collected over a two-week period to evaluate how real-world server parameters align with the latest security guidelines. Our analysis yielded two main findings. First, although the use of outdated versions and insecure cipher suites is minimal, their continued usage is problematic. Second, servers are adopting the latest TLS developments faster than security guidelines are updated to address them. The dataset and our analysis are publicly available to the research community.

To protect clients from insecure servers and provide organizations with a reliable tool to enforce TLS policies, we introduced TLSGatekeeper. By monitoring only TLS handshakes and blocking connections that use non-compliant options, TLSGatekeeper operates transparently without requiring client-side modifications. Our performance evaluation demonstrates that TLSGatekeeper effectively monitors and filters connections under a 100 Gbps traffic load while introducing negligible latency.

APPENDIX A TLS COMPLIANCE DATASET

The TLS Compliance Dataset is a publicly auditable dataset containing technical requirements extracted from multiple guidelines written by government agencies. The dataset is composed of twelve Markdown files (one for each set of configurable elements) containing a table that links each element with an RFC2119-defined requirement level. Additionally, some of the guidelines define supplemental conditions that restrict the usage of the configurations; these cases are reported in a dedicated column. Finally, machine-readable formats of the dataset are provided by the authors, namely in OpenDocument Spreadsheet (ods) and SQLite.

APPENDIX B GUIDELINE TO POLICY CONVERSION SCRIPT

As shown in Figure 6, TLSGatekeeper receives a “TLS Policy” file specifying the policy’s accepted protocol versions, cipher suites, and supported groups. To facilitate using recommended values from existing TLS guidelines, we created a fork from TLSAssistant and developed a new module for it.²⁵ This module builds upon the existing compliance component

²⁵Stored in the same repository as the dataset.

to create a binary file containing all elements allowed by a given guideline from the aforementioned parameters. The allowed elements for each guideline are derived from the TLS Compliance Dataset by selecting those with a requirement level of *MUST*, *RECOMMENDED*, or *OPTIONAL*²⁶.

In this binary file, the policy's valid elements are divided into four categories: (1) protocol versions, (2) cipher suites supported by TLS versions up to 1.2, (3) cipher suites supported by TLS 1.3, and (4) supported groups. Since, at the time of writing, TLS 1.3 supports only seven cipher suites compared to over one hundred available in version 1.2, the cipher categories were separated to improve performance when handling TLS 1.3 packets. For each category, one byte is used to identify the category, two bytes specify the length of the data within that category, and each element is mapped to its corresponding identifier using the values from the IANA registry [39]. This file provides a simple input for TLSGatekeeper to identify non-compliant connections.

REFERENCES

- [1] C. Allen and T. Dierks, "The TLS Protocol Version 1.0," RFC 2246, Jan. 1999. [Online]. Available: <https://www.rfc-editor.org/info/rfc2246>
- [2] T. Dierks, "Security standards and name changes in the browser wars," 2014, <https://tim.dierks.org/2014/05/security-standards-and-name-changes-in.html>.
- [3] M. Green, "Brief Diversion: Beast attack on tls/ssl," 2011, <https://blog.cryptographyengineering.com/2011/09/21/brief-diversion-beast-attack-on-tlssl/>.
- [4] Y. Gluck, N. Harris, and A. Prado, "Breach: reviving the crime attack," 2012, <https://breachattack.com/>.
- [5] K. Bhargavan and G. Leurent, "On the practical (in-) security of 64-bit block ciphers: Collision attacks on http over tls and openvpn," in *Proceedings of the 2016 ACM SIGSAC Conference on Computer and Communications Security*, 2016, pp. 456–467.
- [6] K. Bhargavan, A. D. Lavaud, C. Fournet, A. Pironti, and P. Y. Strub, "Triple handshakes and cookie cutters: Breaking and fixing authentication over tls," in *2014 IEEE Symposium on Security and Privacy*, 2014, pp. 98–113.
- [7] Blackduck, Inc., "Heartbleed Bug Website," 2025, <https://heartbleed.com/>.
- [8] F. Valsorda, "Ticketbleed (cve-2016-9244)," 2016, <https://filippo.io/Ticketbleed/>.
- [9] N. V. Database, "Cve-2015-0204," 2015, <https://nvd.nist.gov/vuln/detail/CVE-2015-0204>.
- [10] T. Dierks and E. Rescorla, "The Transport Layer Security (TLS) Protocol Version 1.1," RFC 4346, Apr. 2006. [Online]. Available: <https://www.rfc-editor.org/info/rfc4346>
- [11] E. Rescorla and T. Dierks, "The Transport Layer Security (TLS) Protocol Version 1.2," RFC 5246, Aug. 2008. [Online]. Available: <https://www.rfc-editor.org/info/rfc5246>
- [12] E. Rescorla, "The Transport Layer Security (TLS) Protocol Version 1.3," RFC 8446, Aug. 2018. [Online]. Available: <https://www.rfc-editor.org/info/rfc8446>
- [13] Qualys, "Ssl pulse," 2025, <https://www.ssllabs.com/ssl-pulse/>.
- [14] R. Germania, S. Manfredi, M. Rizzi, G. Sciarretta, A. Tomasi, S. Ranise *et al.*, "Automating compliance for improving tls security postures: an assessment of public administration endpoints," in *Proceedings of the 21st International Conference on Security and Cryptography*, vol. 1, 2024, pp. 450–458.
- [15] D. Wetter, "bin/bash based ssl/tls tester: testssl.sh," 2026, <https://github.com/testssl/testssl.sh>.
- [16] H. Kariom, "Ssl and tls protocol test suite and fuzzer: tlsfuzzer," 2026, <https://github.com/tlsfuzzer/tlsfuzzer>.
- [17] A. Diquet, "Sslyze," 2021, <https://github.com/nabla-c0d3/sslyze>.
- [18] H. Ruhr University Bochum, Paderborn University, "Tls-scanner," 2026, <https://github.com/tls-attacker/TLS-Scanner>.
- [19] F. Security & Trust research unit, "TLSAssistant v3," 2025, <https://github.com/stfbk/tlsassistant>.
- [20] P. Alto, "Next-generation firewall: Settings to control decrypted traffic," 2026, <https://docs.paloaltonetworks.com/ngfw/help/10-2/objects/objects-decryption-profile/settings-to-control-decrypted-ssl-traffic>.
- [21] SonicWall, "How to allow or block tls and ssh ciphers using the cipher control feature," 2023, <https://www.sonicswall.com/support/knowledge-base/how-to-allow-or-block-tls-and-ssh-ciphers-using-the-cipher-control-feature/ka1VN0000000H7J0AU>.
- [22] eBPF.io authors, "ebpf - introduction, tutorials and community resources," 2026, <https://ebpf.io/>.
- [23] T. Høiland-Jørgensen, J. D. Brouer, D. Borkmann, J. Fastabend, T. Herbert, D. Ahern, and D. Miller, "The express data path: Fast programmable packet processing in the operating system kernel," in *Proceedings of the 14th international conference on emerging networking experiments and technologies*, 2018, pp. 54–66.
- [24] Y. Nir, S. Josefsson, and M. Pégourié-Gonnard, "Elliptic Curve Cryptography (ECC) Cipher Suites for Transport Layer Security (TLS) Versions 1.2 and Earlier," RFC 8422, Aug. 2018. [Online]. Available: <https://www.rfc-editor.org/info/rfc8422>
- [25] A. Langley, M. Hamburg, and S. Turner, "Elliptic Curves for Security," RFC 7748, Jan. 2016. [Online]. Available: <https://www.rfc-editor.org/rfc/rfc7748>
- [26] R. Germania and S. Manfredi, "stfbk/tls-compliance-dataset," 2025, <https://doi.org/10.5281/zenodo.15011610>.
- [27] X. Wang, Y. L. Yin, and H. Yu, "Finding collisions in the full sha-1," in *Advances in Cryptology - CRYPTO 2005*. Springer, 2005.
- [28] G. Leurent and T. Peyrin, "From collisions to chosen-prefix collisions application to full sha-1," in *Annual International Conference on the Theory and Applications of Cryptographic Techniques*. Springer, 2019, pp. 527–555.
- [29] —, "{SHA-1} is a shambles: First {Chosen-Prefix} collision on {SHA-1} and application to the {PGP} web of trust," in *29th USENIX Security Symposium (USENIX Security 20)*, 2020, pp. 1839–1856.
- [30] NIST, "Nist transitioning away from sha-1 for all applications," 2022, <https://csrc.nist.gov/news/2022/nist-transitioning-away-from-sha-1-for-all-apps>.
- [31] N. J. AlFardan and K. G. Paterson, "Lucky thirteen: Breaking the TLS and DTLS record protocols," in *IEEE Symposium on Security and Privacy, SP*, 2013, pp. 526–540.
- [32] NIST, "Post-quantum cryptography (pqc)," 2025, <https://csrc.nist.gov/projects/post-quantum-cryptography>.
- [33] Cloudflare, "Post-quantum cryptography (pqc)," 2025, <https://developers.cloudflare.com/ssl/post-quantum-cryptography/>.
- [34] D. Stebila and M. Mosca, "Post-quantum key exchange for the Internet and the Open Quantum Safe project," in *Selected Areas in Cryptography – SAC 2016 (SAC 2016)*. Springer, 2017.
- [35] OpenSSL, "Openssl 3.5 final release - live," 2025, <https://openssl-library.org/post/2025-04-08-openssl-35-final-release/>.
- [36] ACN, "Linee guida funzioni crittografiche- transport layer security," February 2025, https://www.acn.gov.it/portale/documents/20119/85999/ACN_LG_Transport_Layer_Security_TLS.pdf.
- [37] A. Guzman, K. Nekritz, and S. Iyengar, "Deploying tls 1.3 at scale with fizz, a performant open source tls library," 2021, <https://engineering.fb.com/2018/08/06/security/fizz/>.
- [38] Meta Incubator, "Fizz," 2026, <https://github.com/facebookincubator/fizz>.
- [39] IANA, "Transport layer security (tls) parameters," 2026, <https://www.iana.org/assignments/tls-parameters/tls-parameters.xhtml>.
- [40] P. Yang, "ShangMi (SM) Cipher Suites for TLS 1.3," RFC 8998, Mar. 2021. [Online]. Available: <https://www.rfc-editor.org/info/rfc8998>
- [41] G. Cloud, "Tls inspection overview," 2026, <https://docs.cloud.google.com/firewall/docs/about-tls-inspection?hl=en>.
- [42] C. Liu, B. Tak, and L. Wang, "Understanding performance of ebpf maps," in *Proceedings of the ACM SIGCOMM 2024 Workshop on eBPF and Kernel Extensions*, 2024, pp. 9–15.

²⁶The dataset's authors use the term "requirement level" to denote the assignment of a keyword from RFC2119 to an element.