

# Exploring Autonomous Agentic Data Engineering for Model Specialization

Yujie Luo<sup>♣\*</sup>, Xiangyuan Ru<sup>♣\*</sup>, Jingsheng Zheng<sup>♣</sup>, Jingjing Wang<sup>♣</sup>, Yuqi Zhu<sup>♣</sup>,  
Jintian Zhang<sup>♣</sup>, Runnan Fang<sup>♣</sup>, Kewei Xu<sup>♣</sup>, Ye Liu<sup>♡</sup>, Zheng Wei<sup>♡†</sup>,  
Jiang Bian<sup>♡</sup>, Zang Li<sup>♡</sup>, Shumin Deng<sup>♣†</sup>

<sup>♣</sup>Zhejiang University

<sup>♡</sup>Platform and Content Group, Tencent

{luo.yj, 231sm}@zju.edu.cn

## Abstract

Large Language Models (LLMs) have demonstrated strong performance on general tasks, while often struggling to adapt to specialized domains without high-quality domain-specific data. Existing LLM-based data curation methods primarily rely on human-designed workflows, leaving it unexamined whether LLMs can autonomously execute an end-to-end data engineering pipeline for model specialization. We formalize **Autonomous Agentic Data Engineering**, a novel task designed to evaluate LLMs as autonomous data engineers that drive model specialization through end-to-end data curation. We frame data as an optimizable component and study agents that plan, generate, and iteratively optimize training data across multiple domains, guided by post-training performance improvement. Experiments show that autonomous LLM data engineers yield substantial gains, as GPT-5.2 constructs a training curriculum that improves a student model by **57.29%**, entirely through iterative, agent-driven data adaptation. By illuminating both potential and bottlenecks, our study establishes autonomous data engineering as a measurable capability and charts a path toward agent-driven model specialization<sup>1</sup>.

## 1 Introduction

Large Language Models (LLMs) have acquired emergent capabilities through training on massive amounts of data (Guha et al., 2025; Zhou et al., 2025) in recent years. Despite strong performance on general tasks, even the most advanced LLMs often struggle to adapt when their training data do not adequately reflect specialized downstream tasks (Li et al., 2024; Mishra et al., 2022).

Adapting a general-purpose model to a target specialized domain typically necessitates post-

\* Equal contribution.

† Corresponding Authors.

<sup>1</sup>Code will be released at <https://github.com/zjunlp/DataAgent>.

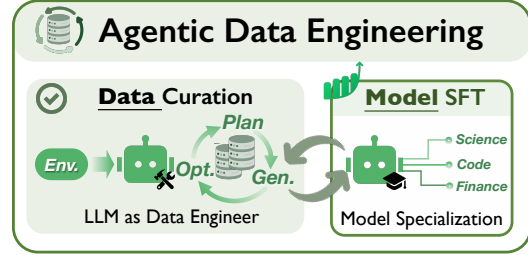


Figure 1: Paradigm of **Agentic Data Engineering**. LLM data engineer independently executes the entire data curation loop to drive model specialization, iteratively optimizing data guided by post-training student model performance feedback.

training on domain-specific instruction data, as exemplified by curated corpora (Zhang et al., 2024; Yang et al., 2023). Given the complexity of data processing and the scarcity of high-quality domain data, researchers have increasingly turned to LLM-based methods (Qiao et al., 2024; Liang et al., 2025), utilizing LLMs as data generators within human-designed workflows. As adapting these handcrafted recipes to new domains requires extensive configuration, modern LLM agents offer a more promising alternative through their remarkable advances in complex reasoning (DeepSeek-AI, 2025), code generation (Ni et al., 2023; Hong et al., 2024), and tool use (Qin et al., 2024). These advances further raise a natural question: *Can LLM agents autonomously perform end-to-end data engineering for model specialization?*

To investigate this question, we formalize the task of **Autonomous Agentic Data Engineering** (Figure 1), where LLMs are tasked with completing the entire training data curation pipeline independently, including strategy plan, domain specification, prompt design, data synthesis, data validation, and iterative data optimization. By holding both the teacher model for data synthesis and the student model for data training fixed, we isolate the end-to-end data engineering capability of LLMs, which is ultimately evaluated by the post-training

performance improvement of the student model.

We conduct a comprehensive analysis of the performance of mainstream LLMs across three specialized domains: Science, Code, and Finance. LLM capabilities are evaluated under a single-turn completion agent setting (One-Shot) and a closed-loop, self-optimizing agent setting (Iterative Agent), both from scratch and with initial seed data. Experiments show that modern LLM agents possess substantial data engineering capabilities, enabling them to infer missing supervision signals and synthesize task-aligned instances even from scratch. Notably, GPT-5.2 achieves an average relative *performance gain of 57.29%* through iterative optimization, surpassing human-crafted data synthesis pipelines. Despite these encouraging findings, we also identify significant failure modes, suggesting that LLMs still lack robust post-generation mechanisms for reliable quality assurance.

Overall, we summarize our contributions as:

- We formalize the task of **Agentic Data Engineering**, an autonomous paradigm in which LLMs independently manage the entire training data curation lifecycle. This provides a controlled setting for studying end-to-end data engineering as a measurable capability of LLM agents.
- We develop an end-to-end execution & evaluation environment that covers the full data curation pipeline for model specialization, enabling isolated and budget-controlled agent execution, along with external feedback and a performance-based evaluation protocol.
- We instantiate two representative settings: *One-Shot* and *Iterative Agent*, and evaluate mainstream LLMs across diverse domains. We further provide analysis of iterative optimization, data quality, and failure modes towards specialization.

## 2 Agentic Data Engineering

### 2.1 Problem Formulation

We formalize **Agentic Data Engineering** (Figure 1) as an end-to-end closed-loop paradigm in which an LLM agent  $\mathcal{A}$  autonomously curates training data to specialize a *fixed* student model  $\mathcal{M}_S$  with a *fixed* teacher model  $\mathcal{M}_T$  for data synthesis.

For a target task  $\mathcal{T}$ , the agent designs a data-curation program  $\mathcal{P}_A$  that calls  $\mathcal{M}_T$  to synthesize a candidate dataset

$$\widehat{\mathcal{D}} = \mathcal{P}_A(\mathcal{T}; \mathcal{M}_T). \quad (1)$$

The student model is then specialized on  $\widehat{\mathcal{D}}$  via supervised fine-tuning, denoted  $\text{Spec}(\cdot)$ , and scored by a deterministic rule-based evaluator  $\mathcal{E}$ , producing the environmental feedback signal

$$f = \mathcal{E}(\text{Spec}(\mathcal{M}_S, \widehat{\mathcal{D}})). \quad (2)$$

Given the synthesis data  $\widehat{\mathcal{D}}$  and the feedback signal  $f$ , the entire agentic data engineering process can be cast as a closed-loop objective in which agent  $\mathcal{A}$  searches over curation strategies to maximize the student’s post-training performance:

$$\mathcal{P}_A^* = \arg \max_{\mathcal{P}_A} \mathcal{E}(\text{Spec}(\mathcal{M}_S, \mathcal{P}_A(\mathcal{T}; \mathcal{M}_T))). \quad (3)$$

Under this formulation, both  $\mathcal{M}_T$  and  $\mathcal{M}_S$  are fixed across tasks, enabling controlled analysis of the contribution of agent-driven data curation to student model specialization.

### 2.2 Task Protocol

**Task Input** As shown in Figure 2(a), for each task the agent is provided with: (1) a brief introduction of the evaluation setting; (2) a basic overview of the target dataset, including dataset description, submission format, optional seed pool, and the public test set for validation; (3) a fixed budget of teacher model API calls that the agent can use to synthesize data; and (4) a fixed student model for domain specialization, together with corresponding standardized fine-tuning & inference parameters.<sup>2</sup>

**Task Output** The agent is tasked to produce training data  $\widehat{\mathcal{D}}$  as a `submission.json` file that conforms to the required format. The submission must be produced by the agent’s generated code, with all instances generated via teacher-model API calls rather than directly written into the file.

**Task Evaluation** We evaluate the agent by improving the end-to-end performance of the student model. Specifically, the student model is fine-tuned on the submission data  $\widehat{\mathcal{D}}$  and then evaluated on the hidden private set. The resulting private-set performance gain (Section 3.1) serves as a measure of the agent’s end-to-end data engineering capability.

**Task Environment** Our running environment enforces fixed budgets on teacher-model API calls and wall-clock time, and provides standardized interfaces for teacher API calls, student model fine-tuning, and public set evaluation, as detailed in Appendix D. In this setting, the agent focuses solely

<sup>2</sup>By default, we adopt Qwen3-30B-A3B as the teacher model and LLaMA-3.1-8B-Instruct as the student model.

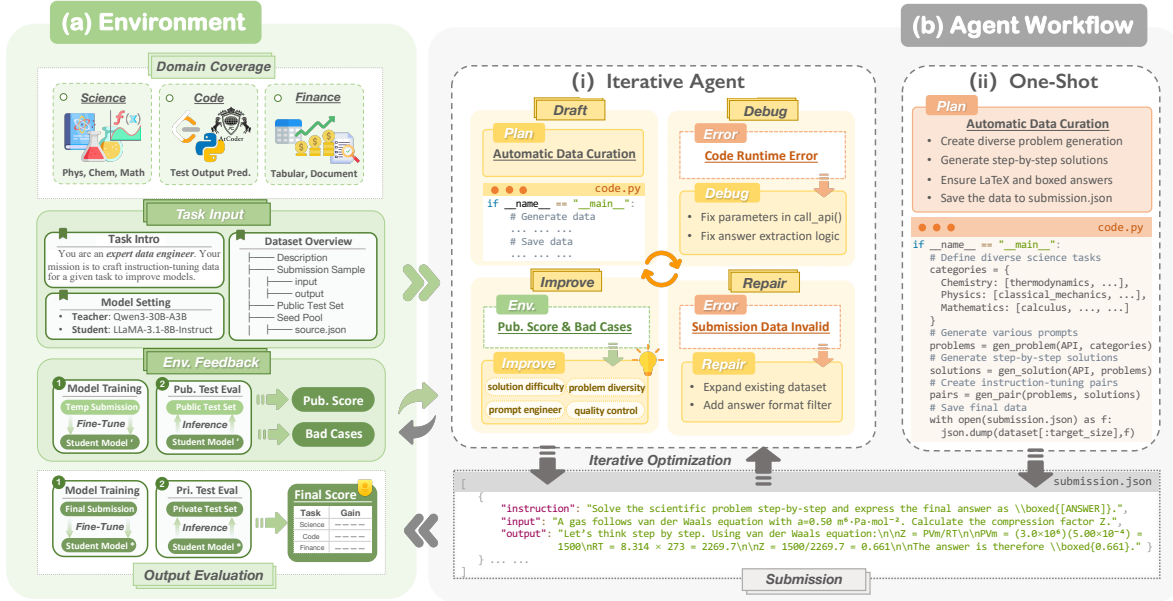


Figure 2: **Overall framework of our study.** (a) **Environment**: the overview of the covered domains, the agent input containing task settings and procedural feedback, and the final evaluation method. (b) **Agent Workflow**: the example workflow in which agents develop strategies to curate data and output a submission.json towards specialization. In (ii) One-Shot setting, the submission is produced in a single pass, whereas in (i) Iterative Agent setting, the agent iteratively improves its data curation strategy with feedback and reports the best submission.

on the data engineering task by implementing the data curation logic through code generation.

### 2.3 Dataset Preparation

We collect QA reasoning tasks from three representative domains: *Science*, *Code*, and *Finance*, evaluating how agents adapt and improve through autonomous data engineering within each domain.

**Dataset Selection** We select task domains that satisfy: (i) *specialized tasks* that are not adequately covered by general-purpose pretraining, where targeted specialization is essential to unlock the model’s full potential; (ii) *direct evaluation*, enabling deterministic rule-based scoring serving as environment feedback without execution environments or LLM judgment; and (iii) *broad reasoning pattern* across representative domains. Based on these criteria, we adopt SciBench (Wang et al., 2024b), LiveCodeBench (Jain et al., 2025) Test Output Prediction (LCB-TOP), and FinanceReasoning (Tang et al., 2025) for final evaluation.

**Dataset Standardization** We derive task descriptions from their official documentation and redesign the original evaluation logic to be fully rule-based by removing subjective or LLM judgment components. In addition, we provide a standardized sample submission file for each task that defines the required format for generated training data. Ultimately, we normalize each task as:

- **Dataset Description**: an overview of the dataset, component illustration, and data examples.
- **Evaluation Script**: a script extracting answers from responses and computing dataset scores.
- **Seed Data**: standardized raw materials for domain specialization, where agent visibility depends on the experiment setting.
- **Public Test Set**: the visible data split for procedural feedback during iterative optimization.
- **Private Test Set**: the hidden data split reserved exclusively for final performance evaluation.
- **Sample Submission**: the required task-specific data generation format.

**Dataset Partition** For seed data construction, we fix a budget of 1,000 instances per task and ensure that all seeds contain only raw questions and associated context without reference answers (examples in Appendix H). Specifically, for the *Science* task, we filter SciInstruct (Zhang et al., 2024) to retain instances with deterministic numeric answers, and then apply data selection strategies for quality. For the *Code* task, we draw seeds from LiveCodeBench releases v1–v6 via stratified sampling, further augmented with stratified samples from TACO (Li et al., 2023). For the *Finance* task, due to limited

related resources, we sample half of FinanceReasoning as seed data. We then construct the public and private splits from SciBench, LCB-TOP, and the remaining portion of FinanceReasoning. The resulting Public Test Set and Private Test Set follow a 1:3 split ratio. Throughout seed construction and test-set splitting, we enforce strict **stratified sampling** and rigorously **ensure zero overlap in problems and contexts to prevent data leakage**.

## 2.4 Automatic Data Engineering Agent

We investigate agentic data engineering under two representative scenarios: a single-turn completion setting (**One-Shot**) and a closed-loop, self-optimizing setting (**Iterative Agent**), both illustrated in Figure 2 (b).

**One-Shot** In this setting, the agent generates the final submission in a single pass. We provide the agent with a comprehensive prompt with the necessary task input. The agent then drafts a strategy plan, implements it via `code.py`, and produces `submission.json` (Figure 2(b-ii)). We allow up to 8 independent attempts to mitigate generation failure. Once a valid submission is generated, the process terminates, and the submission is used to fine-tune the student model.

**Iterative Agent** In this setting, the agent is tasked with continuously enhancing model performance through a closed-loop data engineering process. Inspired by recent advances in self-improving agents (Madaan et al., 2023; Jiang et al., 2025), we investigate whether LLMs can apply such capabilities to data engineering by leveraging environmental feedback signals. To this end, we design the Iterative Agent, as illustrated in Figure 2(b-i), incorporating four operations:

- **Draft.** Guided by the task settings and the dataset description, the agent formulates a new data synthesis strategy plan by outlining a plan and implementing it via executable code.
- **Debug.** When the generated code throws an error during execution, the agent analyzes the traceback to diagnose and fix errors, ensuring the script executes successfully.
- **Repair.** When the code executes successfully but the generated `submission.json` fails validation, the agent either refines the synthesis strategy to regenerate data or post-processes existing in-

stances in the raw data, ensuring the submission meets the required quantity and format.

- **Improve.** Leveraging environmental feedback, the agent employs iterative improvement: it applies a *greedy strategy* to select the solution with the highest public score from iteration history, consisting of the plan, code, and submission data, and optimizes it to evolve the synthesis strategy and enhance data quality.

Specifically, the process initiates with the **Draft** operation. The generated code for data curation first undergoes an execution check, and any failure triggers the **Debug** operation. Upon successful execution, if the output fails the submission validation check (i.e.,  $\leq 1,000$  samples remain after format filtering), the process shifts to the **Repair** operation. We cap **Debug** and **Repair** operations at 3 consecutive attempts, restarting from **Draft** if this limit is exceeded. If the data validation check passes, the agent submits the curated data, receives feedback from the environment, and proceeds to the **Improve** operation accordingly. This iterative process enables the agent to simultaneously optimize synthesis strategies, prompt designs, and data distributions, continually driving student model specialization (see Appendix F for a running example).

## 3 Experiments

### 3.1 Metric Definition

We assess the agentic data engineering capability in a training-based setting, where the student model’s post-training performance gain directly reflects the agent’s effectiveness.

**Relative Performance Gain (%)** To enable consistent comparison across tasks, we report the *relative performance gain* of the student model:

$$\text{Gain}(\%) = \frac{\text{Score}(\mathcal{M}_S^*) - \text{Score}(\mathcal{M}_S)}{\text{Score}(\mathcal{M}_S)} \times 100 \quad (4)$$

where  $\mathcal{M}_S$  denotes the initial student model and  $\mathcal{M}_S^*$  denotes the specialized student model fine-tuned on the agent’s final data submission. Positive values indicate successful model specialization, whereas negative values indicate performance degradation. We follow each source benchmark’s official evaluation metric, with all tasks evaluated by accuracy. We also report the absolute accuracy of each run in Table 4 as a complementary view.

Agent Models	Specialization from Scratch								Specialization with Seed							
	Science		Code		Finance		Avg.		Science		Code		Finance		Avg.	
	MATS	Gain	MATS	Gain	MATS	Gain	MATS	Gain	MATS	Gain	MATS	Gain	MATS	Gain	MATS	Gain
<i>One-Shot</i>																
GPT-5.2	2.0	35.66	1.5	34.89	1.5	51.63	1.67	<b>40.73</b>	1.0	58.24	1.5	52.12	1.5	13.72	1.33	41.36
Qwen3-Max	1.0	37.69	1.5	32.03	3.5	30.00	2.00	33.24	2.0	49.34	2.0	32.77	1.5	59.39	1.83	47.17
DeepSeek-R1	2.5	47.94	2.0	4.75	2.0	-6.72	2.17	15.32	1.0	83.60	2.0	0.45	2.0	53.72	1.67	45.92
DeepSeek-V3.1	2.5	18.04	2.0	-4.58	3.0	24.03	2.50	12.50	2.5	52.78	1.0	19.83	2.5	59.25	2.00	43.95
Gemini-2.5-Pro	2.0	35.63	1.0	22.00	2.0	11.34	1.67	22.99	1.0	<u>87.01</u>	1.0	20.56	1.0	<u>66.35</u>	1.00	<b>57.97</b>
Claude-4-Sonnet	3.0	30.17	2.0	15.53	1.5	17.46	2.17	21.05	2.5	79.48	1.0	14.07	2.0	61.34	1.83	51.63
<i>Iterative Agent</i>																
GPT-5.2	1.53	<u>70.58</u>	1.75	<u>50.68</u>	1.25	<u>50.60</u>	1.51	<b>57.29</b>	3.00	82.23	2.07	49.24	1.36	36.56	2.14	56.01
Qwen3-Max	1.58	58.24	1.83	34.16	1.41	39.84	1.61	44.08	1.75	74.67	2.58	20.56	1.23	61.33	1.85	52.19
DeepSeek-R1	2.13	37.01	3.63	11.92	1.56	26.56	2.44	25.16	2.75	<u>89.76</u>	4.00	19.10	1.65	54.92	2.80	54.59
DeepSeek-V3.1	7.13	45.91	2.17	24.10	1.80	40.28	3.70	36.76	1.47	78.14	1.24	29.15	1.31	65.66	1.34	57.65
Gemini-2.5-Pro	1.60	41.79	1.71	16.24	1.13	35.06	1.48	31.03	1.63	46.62	1.55	37.77	2.16	64.11	1.78	49.50
Claude-4-Sonnet	2.61	58.93	1.74	22.71	2.35	39.69	2.23	40.44	2.17	82.08	2.24	<u>69.33</u>	3.59	<u>68.36</u>	2.67	<b>73.26</b>

Table 1: **Main Results.** We report **MATS** (Mean Attempts to Successful Submission; lower is better) and relative performance **Gain** (%) over the base Llama-3.1-8B-Instruct model (higher is better), using Qwen3-30B-A3B as the unified teacher model. Results are averaged over two runs, with the raw accuracy scores reported in Table 4.

**Mean Attempts to Success (MATS)** MATS measures the average number of trial attempts to obtain a *successful* data submission. Given a run with  $N$  attempts, an attempt is marked successful if it generates a submission.json and the filtered submission retains at least 1,000 instances after format validation filtering. We report

$$\text{MATS} = \frac{N}{\sum_{i=1}^N \mathbb{I}[\text{succ}(i)]} \quad (5)$$

where  $\text{succ}(i) = 1$  if the  $i$ -th attempt yields a successful submission and  $\text{succ}(i) = 0$  otherwise.

### 3.2 Experiment Setup

**Execution Details** We run experiments under the following budgets: 50,000 total teacher API calls per task ( $\leq 5,000$  per attempt), 3-hour limit per code execution (i.e., data synthesis), and 12-hour timeout limit per run, terminating once any budget is exhausted. For the *One-Shot* scenario, we allow up to 8 attempts; *Iterative Agents* run for at most 30 iterations. We fine-tune Llama-3.1-8B-Instruct as student model on  $2 \times$  H100 GPUs and deploy Qwen3-30B-A3B as the teacher model on  $2 \times$  H100 GPUs via vLLM with max concurrency of 80 (details in Appendix C). To verify generalization, we also evaluate alternative teacher-student configurations (see Appendix E). Each complete iteration cycle (synthesis  $\rightarrow$  training  $\rightarrow$  evaluation) takes 1–2 hours under this setting. We conduct two independent runs and report the final mean performance gain (raw accuracy scores in Table 4).

**Data Initialization Settings** We evaluate both agents under two distinct settings: (1) *From Scratch*: The agent must synthesize the entire dataset relying solely on the task description and teacher model API. (2) *With Seed*: The agent is additionally provided with a seed pool of 1,000 raw questions (as described in Section 2.3) to guide the data synthesis and exploration process.

### 3.3 Main Results

**Iterative optimization drives gains, while seed data ensures stability.** As shown in Table 1, *Iterative Agents* consistently outperform *One-Shot Agents*. Specifically, in the *from scratch* regime, GPT-5.2 improves its average relative gain from **40.73%** to **57.29%**, demonstrating the efficacy of LLMs in leveraging environment feedback for self-improvement. Compared with *One-Shot* generation, where a single error can corrupt the process (DeepSeek-V3.1’s -4.58% drop on Code), iterative mechanisms mitigate this by repeatedly improving exploration toward higher-quality solutions. Furthermore, adding a 1k seed pool consistently improves performance in both settings. This effect is strongest in the more fragile *One-Shot from scratch* scenario, where most models obtain **30%+** additional relative gains after seeds are introduced. These results suggest that seed data serves to broaden the agent’s coverage of the target task distribution while injecting essential domain-relevant knowledge, thereby reducing off-target generation and low-quality instances.

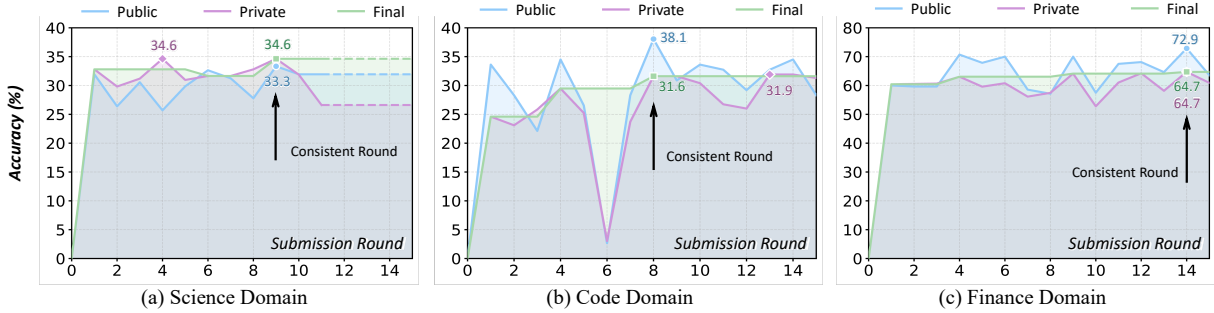


Figure 3: Iteration analysis of performance across successful submissions produced by the Iterative Agent.

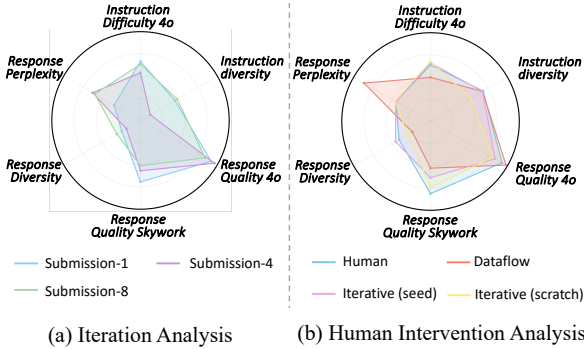


Figure 4: Quality evaluation of synthesized instructions.

## LLMs have emerged as independent data engineers for end-to-end model specialization.

Even in the most fragile *One-Shot from scratch* setting, most agents still deliver positive average gains, and GPT 5.2 attains roughly a **40%** improvement of the base model. Without external knowledge, environment feedback, or any human-designed workflow, the submission must be produced by agent-written code independently. Under these constraints, the observed gains provide concrete evidence of non-trivial *data engineering ability*. The LLM agents can autonomously infer what supervision the model lacks, synthesize task-aligned instances, and curate a training set that generalizes to the hidden private task distribution.

**Compared to stronger models, weaker models benefit more from sophisticated agent frameworks to unlock capabilities.** Table 1 reveals a consistent interaction between base model capability and the effectiveness of complex agent frameworks. Weaker models experience substantially larger improvements from these advanced designs: DeepSeek-V3.1 surges from **12.50%** in the *one-shot from scratch* baseline to **57.65%** with iterative optimization and seed data, while stronger models such as GPT-5.2 and the Claude family show relatively modest gains under the same conditions. This pattern suggests that feedback-driven iterative optimization and seed data injection serve as critical guide rails for weaker models.

Method	Source	Pipeline	Teacher	Gain
Human	SciInstruct	Human	None	84.95
DataFlow	None	Human	Qwen3-30B	65.82
Iterative (seed)	SciInstruct	GPT-5.2	Qwen3-30B	93.19
Iterative (scratch)	None	GPT-5.2	Qwen3-30B	76.76

Table 2: Comparison with human-involved settings. Detailed configurations see Appendix C.5.

## 4 Further Analysis

### 4.1 Iterative Data Optimization Analysis

We conduct a controlled analysis to investigate how *Iterative Agents* improve and what specific aspects are optimized during iteration. Specifically, we increase the iteration and API-call limits and extend the time budget to 48 hours (Figure 3), with all runs generated using GPT-5.2. With *public* score already recorded during the execution loop, we re-evaluate the student model on the *private* test set for every *successful* submission. We also report a *final* score which represents the private score of the best-performing submission on the public leaderboard up to time  $t$ , reflecting what the agent would actually select with the greedy strategy.

**Iterative Agent demonstrates steady overall improvement across iterations.** Figure 3 shows that *public*, *private*, and *final* scores exhibit a clear upward trend despite some fluctuations across iterations. Substantial gains typically emerge within the first 8 to 15 iterations, beyond which performance plateaus, indicating diminishing returns as the agent reaches the boundaries of its data awareness and cognitive capacity (Shinn et al., 2023).

**Greedy public-score selection ensures robustness performance.** The fluctuations in Figure 3 reflect the intrinsic variance of synthetic data curation, where minor changes of prompts or generation pipelines can substantially shift answer correctness and the data distribution. For instance, in Figure 3 (b) (Round 6), a pipeline mistake causes a sharp drop in both public and private performance. The greedy selection rule mitigates such failures by

retaining the best historical submission based on *public* score (Chen et al., 2021). Given that *public* and *private* performance are largely aligned across iterations, this strategy yields a *final* curve that is noticeably more stable, thus less susceptible to occasional catastrophic regressions.

**Iteration primarily drives improvements in data diversity.** Following prior work (Kim et al., 2025), we conduct quality analysis on the generated submission data using six intrinsic metrics: instruction difficulty (GPT-4o assessment), instruction diversity (embedding similarity), response quality (GPT-4o assessment & Skywork reward model), response diversity (embedding similarity), and response perplexity (LLaMA-3.1-8B). The diagnostics reveal that both instruction and response diversity consistently increase over iterations, while response quality improves only marginally (example in Appendix F). Consistent with prior work (Yu et al., 2024), this indicates that iterations primarily expand and diversify synthesized questions rather than enhance quality for existing items.

## 4.2 Human Involvement Influence Analysis

To systematically examine how varying degrees of human involvement influence data curation, we study several settings as follows:

- **Human.** We build a 2k training set by sampling from SciInstruct with output-length filtering and diversity-aware clustering (Guha et al., 2025). We then use LLMs to rewrite instruction pairs into the target evaluation format. In this setting, both the data source and the synthesis pipeline are fully specified by humans.
- **DataFlow.** DataFlow provides a general synthesis from scratch pipeline with predefined strategies for generation, filtering, and refinement. We adopt it as a strong method representing a human-designed synthesis pipeline without relying on an external data source.
- **Iterative Agent (with seed / from scratch).** We report the best-performing submission across all iterative rounds to approximate the current upper bound of the LLM data engineer without any human-designed strategies or recipes.

### Fully autonomous data engineering shows potential to outperform human-involved methods.

Under the same constraint, the pipeline designed by GPT-5.2 surpasses the human-designed DataFlow

framework (Table 2). First, LLMs can flexibly adapt their pipeline design strategy to the target task, automatically aligning the synthesized data to the appropriate domain, difficulty, and output format, rather than relying on rigid human-designed logic, which is consistent with ORPO (Yang et al., 2024). Second, environmental feedback acts as a closed-loop signal that mimics the self-reflection process (Shinn et al., 2023), enabling LLMs to continuously improve their data curation strategies and progressively shape the data distribution toward the specialized domain.

### LLMs can match human-level data complexity, while falling short in generating diverse data.

As illustrated in Figure 4(b), the *from-scratch* agent successfully approaches the human baseline in *Instruction Difficulty*, demonstrating its strong capability to self-curate challenging data. Nevertheless, it exhibits a performance drop in *Instruction Diversity* and *Response Diversity* compared to human-involved settings. This result reveals a basic limit of purely LLM-driven data engineering: the generated examples are high-quality but too repetitive.

## 4.3 Failure Mode Analysis

**Data Submission Failure** As shown in Table 1, LLMs often fail to generate valid data in a single round. We perform detailed analysis based on the error-type breakdown (Figure 5).

- **Lack of Quantity Assurance Awareness.** As shown in Figure 5, *Insufficient Valid Samples* dominates errors across most models (e.g., GPT-5.2 and DeepSeek-R1). While agents aggressively filter generated data, they lack the awareness to validate the final dataset size and dynamically replenish discarded samples, ultimately failing the 1,000-instance quantity check.
- **Weak Format Handling in Complex Domains.** Error distribution is domain-dependent. *Insufficient Valid Samples* is generally milder in text-based *Finance* tasks. Conversely, *Science* (requiring LaTeX) and *Code* (requiring executable logic) impose formatting constraints, causing massive data rejection and extraction failures.
- **Potential Over-Engineering Trap.** We observe an anomalously high rate of *LLM Output Truncated* specifically for Claude-4-Sonnet (e.g., 52.63% in Code and 59.31% in Finance), revealing a tendency to design overly complex, verbose curation pipelines that exceed task requirements.




Figure 5: Error type analysis of valid submission generation failure.

**Model Specialization Failure** Agents demonstrate capabilities for data engineering in most cases, but also encounter typical failure instances.

- **Distribution Shift of Data.** In a *from-scratch Science* failure case (Appendix G.1), the agent hard-coded logic forcing 50% of the data budget into just five narrow topics (e.g., Boltzmann distribution). Instead of broad scientific sampling, this skewed generation caused a severe distribution shift. Consequently, it induced catastrophic forgetting (Luo et al., 2025), causing the student model to overfit to these specific sub-domains while losing broader competency.
- **Naive Rule-Based Augmentation.** In a *from-seed Code* failure case (Appendix G.2), the agent employs a naive regex strategy to indiscriminately perturb numerical values, ignoring their distinct roles in control flow. This severed the semantic link between instructions and executable logic, directly violating the SECON principle (Zhang et al., 2025). Consequently, instead of valid data expansion, the agent injected syntactically broken noise, severely degrading the student model’s performance.

Overall, despite demonstrated capability to guide end-to-end data curation, **LLMs still lack robust post-generation safeguards for stringent quality assurance and reliable quantity control.**

## 5 Related Work

**LLM Agent.** LLM agents (Wang et al., 2024a; Xi et al., 2025) leverage the reasoning capabilities of foundation models, integrated with external tools (Schick et al., 2023) and environmental feedback (Yao et al., 2023) to complete tasks. This revolution has catalyzed the emergence of specialized agents across diverse domains, ranging from autonomous data analysis (Zhang et al., 2023) to scientific discovery (Boiko et al., 2023), primarily consuming

data to complete tasks. Therefore, we focus on agent-driven data production and optimization.

**Data Centric AI.** In the early stages of LLM development, training heavily relied on high-quality human-annotated data (Stiennon et al., 2020). With the rapid depletion of naturally occurring human text, a crisis of data scarcity has become imminent (Villalobos et al., 2024). Pioneering work such as Self-Instruct (Wang et al., 2023) introduced a paradigm shift, demonstrating that LLMs can synthesize training data from a small seed set to optimize themselves (Taori et al., 2023; Gunasekar et al., 2023). More recent studies further improve the automated generation of synthetic data (Huang et al., 2025; Liang et al., 2025), yet remain fundamentally dependent on data synthesis pipelines or recipes designed by humans. Concurrent to our work, DataPrep-Bench (Liang et al., 2026) proposes a benchmark that evaluates LLM-based data construction and quality scoring methods. Rather than benchmarking existing methods, our focus lies in the behavior of individual LLM agents, specifically whether they can autonomously execute the full end-to-end data engineering loop driven by downstream feedback for model specialization.

## 6 Conclusion

We present a systematic analysis of *Agentic Data Engineering for Model Specialization* by requiring LLM agents to conduct end-to-end data engineering in a closed loop. Our results across *Science*, *Code*, and *Finance* show that iterative agents consistently yield stronger and more stable specialization, with feedback-driven iteration improving both data strategy and alignment. In particular, GPT-5.2 reaches a 57.29% average gain, demonstrating that LLM agents can autonomously author data curricula that drive substantial student model specialization. Our further failure analysis of the observed dominance of invalid submissions and failed specializations exposes the lack of data assurance awareness of current LLMs.

## Limitations

We acknowledge several limitations in our work. First, although focusing on QA tasks allows us to efficiently obtain reliable environmental feedback for closed-loop optimization, this design restricts our evaluation on open-ended generation tasks where automated evaluation is difficult to achieve. Second, despite implementing strict budget caps, the Iterative Agent still demands considerable computational resources for model inference and fine-tuning. Finally, while we average the results across multiple runs to mitigate fluctuations, coupling complex end-to-end data engineering tasks still introduces unavoidable run-to-run variance. We leave broader task coverage and more cost-efficient strategies to future work.

## References

- Victor Barres, Honghua Dong, Soham Ray, Xujie Si, and Karthik Narasimhan. 2025.  $\tau^2$ -bench: Evaluating conversational agents in a dual-control environment. *CoRR*, abs/2506.07982.
- Daniil A. Boiko, Robert MacKnight, Ben Kline, and Gabe Gomes. 2023. Autonomous chemical research with large language models. *Nat.*, 624(7992):570–578.
- Mark Chen, Jerry Tworek, Heewoo Jun, Qiming Yuan, Henrique Ponde de Oliveira Pinto, Jared Kaplan, Harri Edwards, Yuri Burda, Nicholas Joseph, Greg Brockman, Alex Ray, Raul Puri, Gretchen Krueger, Michael Petrov, Heidy Khlaaf, Girish Sastry, Pamela Mishkin, Brooke Chan, Scott Gray, and 39 others. 2021. Evaluating large language models trained on code. *Preprint*, arXiv:2107.03374.
- DeepSeek-AI. 2025. Deepseek-r1: Incentivizing reasoning capability in llms via reinforcement learning. *CoRR*, abs/2501.12948.
- Etash Kumar Guha, Ryan Marten, Sedrick Keh, Negin Raoof, Georgios Smyrnis, Hritik Bansal, Marianna Nezhurina, Jean Mercat, Trung Vu, Zayne Sprague, Ashima Suvarna, Benjamin Feuer, Liangyu Chen, Zaid Khan, Eric Frankel, Sachin Grover, Caroline Choi, Niklas Muennighoff, Shiye Su, and 31 others. 2025. Openthoughts: Data recipes for reasoning models. *CoRR*, abs/2506.04178.
- Suriya Gunasekar, Yi Zhang, Jyoti Aneja, Caio César Teodoro Mendes, Allie Del Giorno, Sivakanth Gopi, Mojan Javaheripi, Piero Kauffmann, Gustavo de Rosa, Olli Saarikivi, Adil Salim, Shital Shah, Harkirat Singh Behl, Xin Wang, Sébastien Bubeck, Ronen Eldan, Adam Tauman Kalai, Yin Tat Lee, and Yuanzhi Li. 2023. Textbooks are all you need. *CoRR*, abs/2306.11644.
- Sirui Hong, Mingchen Zhuge, Jonathan Chen, Xiawu Zheng, Yuheng Cheng, Jinlin Wang, Ceyao Zhang, Zili Wang, Steven Ka Shing Yau, Zijuan Lin, Liyang Zhou, Chenyu Ran, Lingfeng Xiao, Chenglin Wu, and Jürgen Schmidhuber. 2024. Metagpt: Meta programming for A multi-agent collaborative framework. In *The Twelfth International Conference on Learning Representations, ICLR 2024, Vienna, Austria, May 7-11, 2024*. OpenReview.net.
- Yue Huang, Siyuan Wu, Chujie Gao, Dongping Chen, Qihui Zhang, Yao Wan, Tianyi Zhou, Chaowei Xiao, Jianfeng Gao, Lichao Sun, and Xiangliang Zhang. 2025. Datagen: Unified synthetic dataset generation via large language models. In *The Thirteenth International Conference on Learning Representations, ICLR 2025, Singapore, April 24-28, 2025*. OpenReview.net.
- Naman Jain, King Han, Alex Gu, Wen-Ding Li, Fanjia Yan, Tianjun Zhang, Sida Wang, Armando Solar-Lezama, Koushik Sen, and Ion Stoica. 2025. Livecodebench: Holistic and contamination free evaluation of large language models for code. In *The Thirteenth International Conference on Learning Representations, ICLR 2025, Singapore, April 24-28, 2025*. OpenReview.net.
- Zhengyao Jiang, Dominik Schmidt, Dhruv Sriskanth, Dixing Xu, Ian Kaplan, Deniss Jacenko, and Yuxiang Wu. 2025. AIDE: ai-driven exploration in the space of code. *CoRR*, abs/2502.13138.
- Seungone Kim, Juyoung Suk, Xiang Yue, Vijay Viswanathan, Seongyun Lee, Yizhong Wang, Kiril Gashteovski, Carolin Lawrence, Sean Welleck, and Graham Neubig. 2025. Evaluating language models as synthetic data generators. In *Proceedings of the 63rd Annual Meeting of the Association for Computational Linguistics (Volume 1: Long Papers), ACL 2025, Vienna, Austria, July 27 - August 1, 2025*, pages 6385–6403. Association for Computational Linguistics.
- Chenxi Li, Yuanhe Tian, Zhaxi Zerong, Yan Song, and Fei Xia. 2024. Challenging large language models with new tasks: A study on their adaptability and robustness. In *Findings of the Association for Computational Linguistics, ACL 2024, Bangkok, Thailand and virtual meeting, August 11-16, 2024*, Findings of ACL, pages 8140–8162. Association for Computational Linguistics.
- Rongao Li, Jie Fu, Bo-Wen Zhang, Tao Huang, Zhihong Sun, Chen Lyu, Guang Liu, Zhi Jin, and Ge Li. 2023. TACO: topics in algorithmic code generation dataset. *CoRR*, abs/2312.14852.
- Hao Liang, Qifeng Cai, Yibo Lin, Jianzhuo Du, Qifeng Xia, Sizhe Qiu, Linzhuang Sun, Meiyi Qiang, Zhaoyang Han, Xiaochen Ma, Bohan Zeng, Ruichuan An, Conghui He, and Wentao Zhang. 2026. DataPrep-Bench: Benchmarking LLMs as Training Data Preparators. <https://datapreparationbench.github.io/assets/DataPrep-Bench.pdf>. Preprint.

- Hao Liang, Xiaochen Ma, Zhou Liu, Zhen Hao Wong, Zhengyang Zhao, Zimo Meng, Runming He, Chengyu Shen, Qifeng Cai, Zhaoyang Han, and 1 others. 2025. Dataflow: An llm-driven framework for unified data preparation and workflow automation in the era of data-centric ai. *arXiv preprint arXiv:2512.16676*.
- Yun Luo, Zhen Yang, Fandong Meng, Yafu Li, Jie Zhou, and Yue Zhang. 2025. An empirical study of catastrophic forgetting in large language models during continual fine-tuning. *IEEE Transactions on Audio, Speech and Language Processing*.
- Aman Madaan, Niket Tandon, Prakhar Gupta, Skyler Hallinan, Luyu Gao, Sarah Wiegrefe, Uri Alon, Nouha Dziri, Shrimai Prabhunoye, Yiming Yang, Shashank Gupta, Bodhisattwa Prasad Majumder, Katherine Hermann, Sean Welleck, Amir Yazdanbakhsh, and Peter Clark. 2023. **Self-refine: Iterative refinement with self-feedback**. In *Advances in Neural Information Processing Systems 36: Annual Conference on Neural Information Processing Systems 2023, NeurIPS 2023, New Orleans, LA, USA, December 10 - 16, 2023*.
- Swaroop Mishra, Daniel Khashabi, Chitta Baral, and Hannaneh Hajishirzi. 2022. **Cross-task generalization via natural language crowdsourcing instructions**. In *Proceedings of the 60th Annual Meeting of the Association for Computational Linguistics (Volume 1: Long Papers), ACL 2022, Dublin, Ireland, May 22-27, 2022*, pages 3470–3487. Association for Computational Linguistics.
- Ansong Ni, Srini Iyer, Dragomir Radev, Veselin Stoyanov, Wen-Tau Yih, Sida I. Wang, and Xi Victoria Lin. 2023. **LEVER: learning to verify language-to-code generation with execution**. In *International Conference on Machine Learning, ICML 2023, 23-29 July 2023, Honolulu, Hawaii, USA*, Proceedings of Machine Learning Research, pages 26106–26128. PMLR.
- Shuofei Qiao, Ningyu Zhang, Runnan Fang, Yujie Luo, Wangchunshu Zhou, Yuchen Eleanor Jiang, Chengfei Lv, and Huajun Chen. 2024. **Autoact: Automatic agent learning from scratch for QA via self-planning**. In *Proceedings of the 62nd Annual Meeting of the Association for Computational Linguistics (Volume 1: Long Papers), ACL 2024, Bangkok, Thailand, August 11-16, 2024*, pages 3003–3021. Association for Computational Linguistics.
- Yujia Qin, Shihao Liang, Yining Ye, Kunlun Zhu, Lan Yan, Yaxi Lu, Yankai Lin, Xin Cong, Xiangru Tang, Bill Qian, Sihan Zhao, Lauren Hong, Runchu Tian, Ruobing Xie, Jie Zhou, Mark Gerstein, Dahai Li, Zhiyuan Liu, and Maosong Sun. 2024. **Toollm: Facilitating large language models to master 16000+ real-world apis**. In *The Twelfth International Conference on Learning Representations, ICLR 2024, Vienna, Austria, May 7-11, 2024*. OpenReview.net.
- Timo Schick, Jane Dwivedi-Yu, Roberto Dessì, Roberta Raileanu, Maria Lomeli, Eric Hambro, Luke Zettlemoyer, Nicola Cancedda, and Thomas Scialom. 2023. **Toolformer: Language models can teach themselves to use tools**. In *Advances in Neural Information Processing Systems 36: Annual Conference on Neural Information Processing Systems 2023, NeurIPS 2023, New Orleans, LA, USA, December 10 - 16, 2023*.
- Noah Shinn, Federico Cassano, Ashwin Gopinath, Karthik Narasimhan, and Shunyu Yao. 2023. **Reflection: language agents with verbal reinforcement learning**. In *Advances in Neural Information Processing Systems 36: Annual Conference on Neural Information Processing Systems 2023, NeurIPS 2023, New Orleans, LA, USA, December 10 - 16, 2023*.
- Nisan Stiennon, Long Ouyang, Jeffrey Wu, Daniel M. Ziegler, Ryan Lowe, Chelsea Voss, Alec Radford, Dario Amodei, and Paul F. Christiano. 2020. **Learning to summarize with human feedback**. In *Advances in Neural Information Processing Systems 33: Annual Conference on Neural Information Processing Systems 2020, NeurIPS 2020, December 6-12, 2020, virtual*.
- Zichen Tang, Haihong E, Ziyang Ma, Haoyang He, Jiacheng Liu, Zhongjun Yang, Zihua Rong, Rongjin Li, Kun Ji, Qing Huang, Xinyang Hu, Yang Liu, and Qianhe Zheng. 2025. **Financereasoning: Benchmarking financial numerical reasoning more credible, comprehensive and challenging**. In *Proceedings of the 63rd Annual Meeting of the Association for Computational Linguistics (Volume 1: Long Papers), ACL 2025, Vienna, Austria, July 27 - August 1, 2025*, pages 15721–15749. Association for Computational Linguistics.
- Rohan Taori, Ishaan Gulrajani, Tianyi Zhang, Yann Dubois, Xuechen Li, Carlos Guestrin, Percy Liang, and Tatsunori B. Hashimoto. 2023. **Alpaca: A Strong, Replicable Instruction-Following Model**.
- Pablo Villalobos, Anson Ho, Jaime Sevilla, Tamay Besiroglu, Lennart Heim, and Marius Hobbhahn. 2024. **Position: Will we run out of data? limits of LLM scaling based on human-generated data**. In *Forty-first International Conference on Machine Learning, ICML 2024, Vienna, Austria, July 21-27, 2024*. OpenReview.net.
- Lei Wang, Chen Ma, Xueyang Feng, Zeyu Zhang, Hao Yang, Jingsen Zhang, Zhiyuan Chen, Jiakai Tang, Xu Chen, Yankai Lin, Wayne Xin Zhao, Zhewei Wei, and Jirong Wen. 2024a. **A survey on large language model based autonomous agents**. *Frontiers Comput. Sci.*, 18(6):186345.
- Xiaoxuan Wang, Ziniu Hu, Pan Lu, Yanqiao Zhu, Jieyu Zhang, Satyen Subramaniam, Arjun R. Loomba, Shichang Zhang, Yizhou Sun, and Wei Wang. 2024b. **Scibench: Evaluating college-level scientific problem-solving abilities of large language models**. In *Forty-first International Conference on Machine Learning, ICML 2024, Vienna, Austria, July 21-27, 2024*. OpenReview.net.

- Yizhong Wang, Yeganeh Kordi, Swaroop Mishra, Alisa Liu, Noah A. Smith, Daniel Khashabi, and Hannaneh Hajishirzi. 2023. [Self-instruct: Aligning language models with self-generated instructions](#). In *Proceedings of the 61st Annual Meeting of the Association for Computational Linguistics (Volume 1: Long Papers)*, ACL 2023, Toronto, Canada, July 9-14, 2023, pages 13484–13508. Association for Computational Linguistics.
- Zhiheng Xi, Wenxiang Chen, Xin Guo, Wei He, Yiwen Ding, Boyang Hong, Ming Zhang, Junzhe Wang, Senjie Jin, Enyu Zhou, Rui Zheng, Xiaoran Fan, Xiao Wang, Limao Xiong, Yuhao Zhou, Weiran Wang, Changhao Jiang, Yicheng Zou, Xiangyang Liu, and 9 others. 2025. [The rise and potential of large language model based agents: a survey](#). *Sci. China Inf. Sci.*, 68(2).
- Chengrun Yang, Xuezhi Wang, Yifeng Lu, Hanxiao Liu, Quoc V. Le, Denny Zhou, and Xinyun Chen. 2024. [Large language models as optimizers](#). *Preprint*, arXiv:2309.03409.
- Hongyang Yang, Xiao-Yang Liu, and Christina Dan Wang. 2023. [Fingpt: Open-source financial large language models](#). *CoRR*, abs/2306.06031.
- Shunyu Yao, Jeffrey Zhao, Dian Yu, Nan Du, Izhak Shafran, Karthik R. Narasimhan, and Yuan Cao. 2023. [React: Synergizing reasoning and acting in language models](#). In *The Eleventh International Conference on Learning Representations, ICLR 2023, Kigali, Rwanda, May 1-5, 2023*. OpenReview.net.
- Simon Yu, Liangyu Chen, Sara Ahmadian, and Marzieh Fadaee. 2024. [Diversify and conquer: Diversity-centric data selection with iterative refinement](#). *Preprint*, arXiv:2409.11378.
- Dan Zhang, Ziniu Hu, Sining Zhou, Zhengxiao Du, Kaiyu Yang, Zihan Wang, Yisong Yue, Yuxiao Dong, and Jie Tang. 2024. [Sciinstruct: a self-reflective instruction annotated dataset for training scientific language models](#). In *Advances in Neural Information Processing Systems 38: Annual Conference on Neural Information Processing Systems 2024, NeurIPS 2024, Vancouver, BC, Canada, December 10 - 15, 2024*.
- Wenqi Zhang, Yongliang Shen, Weiming Lu, and Yuet-ing Zhuang. 2023. [Data-copilot: Bridging billions of data and humans with autonomous workflow](#). *CoRR*, abs/2306.07209.
- Xu Zhang, Zexu Lin, Xiaoyu Hu, Jianlei Wang, Wenpeng Lu, and De-Yu Zhou. 2025. [Secon: Maintaining semantic consistency in data augmentation for code search](#). *ACM Trans. Inf. Syst.*, 43(2).
- Qiannan Zhou, Fei Xu, Lingxuan Weng, Ruixing Li, Xudong Wu, Li Chen, Zhi Zhou, and Fangming Liu. 2025. [Espresso: Cost-efficient large model training by exploiting GPU heterogeneity in the cloud](#). In *IEEE INFOCOM 2025 - IEEE Conference on Computer Communications, London, United Kingdom, May 19-22, 2025*, pages 1–10. IEEE.

## A Dataset Details

To systematically analyze the capability of LLM agents in end-to-end data engineering, we curate datasets across three specialized domains: *Science*, *Code*, and *Finance*. We elaborate on the source datasets and the rationale behind our construction choices below; the standardization protocol and partition rules follow Section 2.3.

**Science.** We build the Science task upon **SciBench** (Wang et al., 2024b) and **SciInstruct** (Zhang et al., 2024). SciBench evaluates college-level scientific reasoning across physics, chemistry, and mathematics, providing a rigorous testbed for model specialization, while SciInstruct serves as a diverse instruction-tuning corpus suitable for seed construction. Since our environment requires deterministic rule-based scoring, we filter SciInstruct to retain instances with definitive numeric answers before applying quality-aware selection to form the seed pool. SciBench is used exclusively for evaluation, with zero overlap in problems and contexts against the seed pool.

**Code.** For the programming domain, we adopt **LiveCodeBench (LCB)** (Jain et al., 2025) and **TACO** (Li et al., 2023). We focus on the Test Output Prediction sub-task of LCB (LCB-TOP), which requires predicting program execution outputs and thus demands deep algorithmic understanding. Seed instances are drawn from LCB releases v1–v6 via stratified sampling, augmented with stratified samples from TACO to broaden diversity. The evaluation sets are constructed exclusively from LCB-TOP under the same zero-overlap constraint.

**Finance.** For the financial domain, we adopt **FinanceReasoning** (Tang et al., 2025), which targets deep financial logic, numerical reasoning, and domain-specific text comprehension. As high-quality open-source resources for complex financial reasoning are scarce, both the seed and the evaluation sets are derived from FinanceReasoning via disjoint stratified splits, ensuring no contextual leakage between the seed pool and the test sets.

## B Main Result Details

Table 3 details the baseline performance of our unified backbone model, LLaMA-3.1-8B-Instruct, across the three target domains. These scores reflect the model’s capabilities on the private test

Task	Benchmark	Metric	Pri. Score
Science	SciBench	Acc. (%)	16.74
Code	LCB-TOP	Acc. (%)	21.18
Finance	FinanceReasoning	Acc. (%)	39.93

Table 3: Base-model performance on each task. We use LLaMA-3.1-8B-Instruct as the unified base model.

sets prior to any instruction tuning or distillation. Specifically, the base model achieves accuracy scores of 16.74 on science domain (SciBench), 21.18 on code domain (LCB-TOP), and 39.93 on finance domain (FinanceReasoning). These results establish a performance baseline, highlighting the challenges of these specialized tasks for the off-the-shelf model and serving as a reference for quantifying the improvements gained through our synthetic data generation methods.

Table 4 provides the comprehensive raw data from our main experiments. We report two key metrics: MATS (Mean Attempts to Success Submission), which quantifies the efficiency of the agent in generating valid datasets, and Accuracy (%), which measures the performance of the student model fine-tuned on the synthesized data. The results cover both *Specialization from Scratch* and *Specialization with Seed* settings across all three domains. To demonstrate the stability of our approach, we report results from at least two independent runs for each agent configuration.

## C Experiment Configuration Details

In this section, we provide a comprehensive breakdown of the experimental configurations used in our study. This includes the hyperparameter settings for our data synthesis agents (both One-Shot and Iterative), the specific configurations for model training via LoRA, and the inference parameters employed for both the teacher and student models.

### C.1 One-Shot Agent Configuration

The One-Shot Agent represents a baseline approach where the synthetic dataset is generated in a single pass without iterative refinement. The configuration is designed to balance generation speed with robustness against potential code execution failures.

Key configuration details include:

- **Resource Constraints:** We limit the total runtime to 12 hours (Max Time Hours) and the

dataset size to 2,000 samples (Dataset Size). We enforce a 3-hour limit per code execution (data synthesis) and a strict budget of 50,000 total teacher API calls per task ( $\leq 5,000$  per attempt).

- **Teacher Model:** We utilize Qwen3-30B-A3B as the teacher model. To maximize throughput during the data generation phase, we set the Api Concurrency to 80, allowing parallel processing of multiple data points via the vLLM deployment.
- **Robustness Mechanism:** We set Max Generation Attempts to 8. This allows the agent to retry the generation process up to 8 times if the code fails to execute or produces invalid JSON output.
- **Student Model Environment:** The student model serves as the validator. It is hosted locally using vLLM with Vllm Max Num Seqs set to 128 to optimize inference throughput during the validation phase.

The exact configuration file is presented in Listing C.1.

#### Detailed Configuration for the One-Shot Agent.

```
# General Settings
common:
  DATASET_SIZE: 2000
  MAX_TIME_HOURS: 12
  EXECUTION_TIMEOUT_MIN: 180
  MAX_GENERATION_ATTEMPTS: 8

# Teacher Model Settings (Generator)
teacher:
  TEACHER_MODEL: Qwen3-30B-A3B
  TOTAL_API_LIMIT: 50000
  SESSION_API_LIMIT: 5000
  API_CONCURRENCY: 80

# Student Model Settings (Validator)
student:
  LOCAL_MODEL: Llama-3.1-8B-Instruct
  VLLM_PORT: 8099
  VLLM_MAX_NUM_SEQS: 128
  VLLM_CONCURRENCY: 64
  VLLM_MAX_TOKENS: 8192
```

Agent Models	Runs	Specialization from Scratch						Specialization with Seed					
		Science		Code		Finance		Science		Code		Finance	
		MATS	Acc(%)	MATS	Acc(%)	MATS	Acc(%)	MATS	Acc(%)	MATS	Acc(%)	MATS	Acc(%)
<i>One-Shot</i>													
GPT-5.2	run1	1.00	15.83	2.00	27.96	1.00	59.83	1.00	30.73	2.00	32.22	2.00	46.60
	run2	2.00	29.59	1.00	29.18	2.00	61.26	1.00	22.25	1.00	32.22	1.00	44.22
Qwen3-Max	run1	1.00	27.29	1.00	27.05	1.00	45.89	1.00	28.67	3.00	27.36	2.00	62.81
	run2	1.00	18.81	2.00	28.88	6.00	57.93	3.00	21.33	1.00	28.88	1.00	64.48
DeepSeek-R1	run1	3.00	27.06	2.00	20.97	2.00	46.60	1.00	31.65	2.00	30.09	3.00	57.09
	run2	2.00	22.47	2.00	23.40	2.00	27.89	1.00	29.82	2.00	12.46	1.00	65.67
DeepSeek-V3.1	run1	2.00	30.05	1.00	29.79	4.00	65.20	3.00	17.66	3.00	18.54	3.00	54.59
	run2	3.00	21.10	1.00	20.97	1.00	61.98	2.00	21.86	1.00	21.88	3.00	44.46
Gemini-2.5-Pro	run1	2.00	17.66	1.00	25.23	2.00	42.07	2.00	30.05	1.00	29.79	4.00	65.20
	run2	2.00	27.75	1.00	26.44	2.00	46.84	3.00	21.10	1.00	20.97	1.00	61.98
Claude-4-Sonnet	run1	3.00	20.64	2.00	23.71	2.00	46.01	4.00	28.67	1.00	37.08	2.00	60.55
	run2	3.00	22.94	2.00	25.23	1.00	47.79	1.00	31.42	1.00	11.24	2.00	68.30
<i>Iterative Agent</i>													
GPT-5.2	run1	1.80	25.46	1.00	30.09	1.17	60.79	3.50	32.34	1.80	31.00	1.60	48.75
	run2	1.25	31.65	2.50	33.74	1.33	59.48	2.50	28.67	2.33	32.22	1.11	60.31
Qwen3-Max	run1	1.17	28.21	1.00	23.40	1.06	53.40	1.50	31.19	3.50	33.74	1.33	63.17
	run2	2.00	24.77	2.67	33.43	1.75	58.28	2.00	27.29	1.67	17.33	1.13	65.67
DeepSeek-R1	run1	2.00	25.69	3.25	25.23	1.40	49.82	3.00	32.11	1.00	30.39	2.22	58.05
	run2	2.25	20.18	4.00	22.18	1.73	51.25	2.50	31.42	7.00	20.06	1.07	65.67
DeepSeek-V3.1	run1	1.25	17.89	2.33	29.78	1.80	61.26	1.15	26.15	1.14	24.92	1.05	66.98
	run2	13.00	30.96	2.00	22.79	1.80	50.77	1.80	33.49	1.33	29.79	1.57	65.32
Gemini-2.5-Pro	run1	1.60	19.72	1.71	22.49	1.06	46.48	1.75	33.03	1.50	32.22	1.92	66.70
	run2	1.60	27.75	1.71	26.74	1.20	61.38	1.50	16.06	1.60	26.14	2.40	64.36
Claude-4-Sonnet	run1	4.00	26.15	1.27	26.14	3.14	50.77	3.33	28.44	1.14	39.21	3.17	66.15
	run2	1.21	27.06	2.20	25.84	1.56	60.79	1.00	32.52	3.33	32.52	4.00	68.30

Table 4: Raw scores of the main experiment. We report **MATS** (Mean Attempts to Success Submission) and the Accuracy (**Acc**, %) of the fine-tuned student model LLaMA-3.1-8B-Instruct. Scores of the original student model are reported in Table 3. The teacher model is set to Qwen3-30B-A3B globally.

## C.2 Iterative Agent Configuration

The Iterative Agent introduces a feedback loop where the agent analyzes the performance of the trained model and refines the dataset accordingly. This requires a more sophisticated configuration to handle the cycle of drafting, training, evaluating, and improving.

Key distinctions in the configuration include:

- **Self-Correction Loop:** The agent runs for at most 30 iterations. Within each iteration, the agent may encounter errors in its proposed code. We define Max Debug Attempts as 3 for self-correction within a single cycle.
- **Resource Allocation:** The system adheres to the global 12-hour time limit and monitors the Total Api Limit of 50,000 calls to decide whether to continue refining or finalize the submission. Each complete iteration cycle takes approximately 1–2 hours.

The specific parameters are detailed in Listing C.2.

### Detailed Configuration for the Iterative Agent.

```
# General Settings
common:
  DATASET_SIZE: 2000
  MAX_TIME_HOURS: 12
  MAX_ITERATIONS: 30
  MAX_DEBUG_ATTEMPTS: 3

# Teacher Model (Data Generator)
teacher:
  TEACHER_MODEL: Qwen3-30B-A3B
  API_CONCURRENCY: 80

# Agent Core (Controller)
iterative-agent:
  AGENT_MODEL: your_agent_model
  env_vars:
    <<: [
      *common_settings,
      *teacher_config,
      *student_config
    ]
```

### C.3 Model Training Parameters

All synthetic datasets are evaluated by training a student model using Supervised Fine-Tuning (SFT). We adopt a parameter-efficient approach using Low-Rank Adaptation (LoRA) on  $2 \times$  H100 GPUs.

The complete training configuration is provided in Listing C.3. And the training configuration is standardized as follows:

- **Optimization Strategy:** We use the AdamW optimizer with a learning rate of  $1.0 \times 10^{-4}$  and a cosine learning rate scheduler. A warmup ratio of 0.1 is applied to stabilize the early training phase.
- **LoRA Configuration:** We target all linear layers (Lora Target: all) with a rank of 8 (Lora Rank) and an alpha of 16 (Lora Alpha). This configuration provides a good balance between adaptation capacity and parameter efficiency.
- **Compute Efficiency:** To accommodate hardware constraints, we set the per-device batch size to 1 but employ Gradient Accumulation Steps of 8. Training is performed in Bf16 precision to reduce memory usage. The model is trained for 3 epochs with evaluations performed every 500 steps.

#### Hyperparameters for Model Training (SFT with LoRA).

```
# Training Stage
stage: sft
finetuning_type: lora
lora_target: all
lora_rank: 8
lora_alpha: 16
lora_dropout: 0

# Hyperparameters
learning_rate: 1.0e-4
num_train_epochs: 3
lr_scheduler_type: cosine
warmup_ratio: 0.1
bf16: true

# Batch Size & Gradient Accumulation
per_device_train_batch_size: 1
gradient_accumulation_steps: 8
cutoff_len: 2048
```

### C.4 Model Inference Parameters

The inference process involves two distinct phases: data generation (Teacher) and model evaluation (Student). The parameters for each phase are optimized for their specific objectives.

#### C.4.1 Teacher Model Inference

The teacher model (Qwen3-30B-A3B) is deployed on separate  $2 \times$  H100 GPUs via vLLM. The inference parameters are managed dynamically by the agent code:

- **Concurrency:** We utilize an `asyncio.Semaphore` with a limit of 80 (Api Concurrency) to maximize generation throughput against the vLLM server.
- **Sampling:** The teacher model uses standard sampling parameters to ensure diversity in the generated synthetic data.

#### C.4.2 Student Model Inference (Evaluation)

The student model is deployed locally using the vLLM engine. The configuration focuses on memory stability and evaluation throughput:

- **System Configuration:** We explicitly set `Gpu Memory Utilization` to 0.85 to reserve GPU memory for activation overheads, preventing Out-Of-Memory (OOM) errors during long-sequence processing. The `Max Num Seqs` is set to 128 to fully utilize the GPU's parallel processing capacity.
- **Tensor Parallelism:** The system automatically detects the number of available GPUs and scales the `Tensor Parallel Size` accordingly.
- **Dynamic Sampling:** During evaluation, sampling parameters (e.g., temperature) are not hardcoded but are generated dynamically based on the specific dataset requirements (defined in `evaluate.py`).

These settings are summarized in Listing C.4.2.

### Inference Parameters for Teacher and Student Models.

```
# Teacher Model
teacher_inference:
  model: Qwen3-30B-A3B
  deployment: vLLM (2x H100)
  concurrency_limit: 80
  temperature: default

# Student Model
student_system:
  engine: vLLM
  gpu_memory_utilization: 0.85
  max_model_len: 8192
  max_num_seqs: 128
  tensor_parallel_size: auto

student_sampling:
  temperature: dynamic
  top_p: dynamic
```

## C.5 Human Involvement Analysis Setup

Across all settings, we fix the teacher model to Qwen3-30B-A3B. We cap the API budget at 5,000 calls for *Iterative Agent*, and assign *DataFlow* with official configuration of 6,000 calls. Each final synthesized training set contains 2,000 examples. The student model and training & inference parameters are kept identical across all settings.

## D Platform Design

Our benchmark is accompanied by an execution platform that enables agents to synthesize data and run end-to-end model training within a controlled environment (Figure 2 (a)).

**Agent Toolkit** We provide a set of programmatic tools that agents can directly invoke, including `check_submission` (format and schema validation), `train_model` (fine-tuning on the submitted data), `evaluate_dataset` (public set evaluation and bad case demonstration), and `api_count` (API usage tracking). We additionally ship a lightweight library with pre-defined helper functions for common operations during code generation, such as batched API calls and robust answer parsing. These tools allow an LLM agent to implement its own data-synthesis logic while seamlessly integrating with the full pipeline.

**Execution & Evaluation Environment** We offer an isolated execution environment that separates both (i) the per-run workspace and (ii) the runtime execution context at the thread level, enabling safe concurrent runs while preventing data contamination. During execution, the platform continuously monitors API calls and remaining time, automatically terminating runs that exceed the prescribed budgets.

After each run completes, we replay the evaluation on the final `submission.json` by re-training the model on the submitted dataset and re-evaluating it on the held-out private test set, ensuring that the reported gains are attributable to the data.

## E Generalization Across Different Teacher-Student Configurations

In our main experiments, we employ a fixed teacher-student model configuration. This serves as a controlled evaluation setup to provide a consistent scale for comparison, following common practices in prior empirical studies (e.g., using a fixed user simulator in  $\tau^2$ -Bench (Barres et al., 2025)).

To demonstrate that our findings are robust and not overfit to a specific model pair, we conduct additional experiments using the GPT-5.2 agent under varying teacher and student configurations on *Science* task. Results summarized in Table 5.

Agent	Teacher	Student	Gain (%)
One-Shot	Qwen3-30B-A3B	Qwen2.5-1.5B-Instruct	51.89
Iterative	Qwen3-30B-A3B	Qwen2.5-1.5B-Instruct	<b>59.43</b>
One-Shot	DeepSeek-V3.2	LLaMA-3.1-8B-Instruct	24.43
Iterative	DeepSeek-V3.2	LLaMA-3.1-8B-Instruct	<b>53.16</b>

Table 5: Performance gain of the GPT-5.2 agent across different teacher and student model configurations. The iterative approach consistently outperforms the one-shot baseline regardless of the underlying models.

As shown in Table 5, while the absolute value of the Gain (%) naturally varies depending on the base capabilities of the chosen models, the overall trends remain highly consistent. Specifically, the iterative agent consistently yields positive gains and maintains a significant performance gap over the one-shot baseline across all configurations. These results confirm that the fixed teacher-student setting in our main text successfully serves its purpose of providing a consistent evaluation scale, and the effectiveness of autonomous data engineering generalizes well to other model combinations.

## F Running Example of Iterative Agent

To clearly demonstrate how the *Iterative Agent* optimizes its own data synthesis pipeline, we have selected an optimization example of GPT-5.2 on the *Science* task to illustrate the specific details of the iterative improvement.

Here is the original plan drafted by the model:

### Original Plan of GPT-5.2 in Science Task.

#### 1. Define the instruction format:

- Define a single fixed "instruction" string matching `sample_submission.json` style

#### 2. Build topic templates spanning:

- **Mathematics:** calculus (integrals, series, multivariable), differential equations, linear algebra, probability/statistics
- **Physics:** mechanics, E&M, circuits, waves/optics, thermodynamics
- **Chemistry:** gases (vdW/ideal), equilibrium, kinetics, thermodynamics, electrochemistry, colligative properties

#### 3. Generate parameterized prompts (per template) requiring the teacher to:

- Write a textbook-style problem with given numbers and a specified answer unit
- Provide a step-by-step solution including computations
- End with: The answer is therefore `\boxed{\dots}`. where `\dots` is a decimal with exactly three digits

#### 4. Bulk generation:

- Use `api_generate_batch` with batch size 80 to produce  $\sim 2200$  candidates (buffer for filtering)

#### 5. Post-process and filter:

- Keep only items whose output contains at least one `\boxed{\dots}` and whose last `\boxed{\dots}` matches a decimal number with 3 digits
- Ensure output ends with the exact final sentence
- Ensure fields `instruction`, `input`, `output` are non-empty strings

#### 6. Regenerate if needed:

- If  $< 2000$  valid samples, regenerate only the deficit with stricter formatting reminders

#### 7. Finalize dataset:

- Shuffle, truncate to first 2000, and write to `../submission/submission.json`

#### 8. Checkpointing:

- Save checkpoints every 200 valid samples to avoid data loss

Based on self-reflection and environmental feedback, GPT-5.2 proposed the optimization approach shown below based on the original solution:

## Improvement Plan of GPT-5.2 in Science Task.

### 1. Improve solution quality by:

- Generating more focused, step-by-step solutions without excessive verbosity
- Ensuring all calculations are complete and accurate
- Requiring clear final answers in proper boxed format

### 2. Enhance problem diversity by:

- Creating problems across broader difficulty ranges
- Including more applied/real-world scientific scenarios
- Balancing theoretical and computational problems

### 3. Better prompt engineering:

- More specific instructions for concise, accurate solutions
- Explicit requirements for complete calculations
- Template-based solution structure to ensure consistency

### 4. Quality control:

- Filter out incomplete or malformed solutions
- Validate that solutions have proper final answers
- Ensure mathematical notation is correct

Guided by the improvement plan above, the model generated a more complex and robust code version that covers a broader scope and includes more challenging questions. The improved code corresponding to this optimization is shown below.

Listing 1: Correnponding Code to Improve Data Quality

```
1 import os
2 import re
3 import json
4 import random
5 import hashlib
6 from typing import List, Dict, Tuple
7 from services.library import api_generate_batch, get_available_api_calls
8
9 OUT_PATH = "../submission/submission.json"
10 API_BATCH = 80
11 TARGET_N = 2000
12 MAX_API_CALLS_THIS_ITER = 5000
13
14 INSTRUCTION = (
15     "Please provide a clear and step-by-step solution for a scientific problem in the categories of
16     Chemistry, Physics, or Mathematics. "
17     "The problem will specify the unit of measurement, which should not be included in the answer. "
18     "Express the final answer as a decimal number with three digits after the decimal point. "
19     "Conclude the answer by stating \"The answer is therefore \\boxed{[ANSWER]}\\.\""
20 )
21 BOX_RE = re.compile(r"\\boxed\{([^\}]*)\}")
22 THREE_DEC_RE = re.compile(r"^-?\d+\.\d{3}$")
23 UNIT_SENT_RE = re.compile(r"The unit of the answer is\s+[^.]+\.", re.IGNORECASE)
24
```

```

25 def extract_last_boxed(text: str):
26     boxes = BOX_RE.findall(text or "")
27     return boxes[-1].strip() if boxes else None
28
29 def required_final_sentence(boxed_value: str) -> str:
30     return f"The answer is therefore \\boxed{{{boxed_value}}}."
31
32 def ends_with_required_sentence(text: str) -> bool:
33     last = extract_last_boxed(text)
34     if last is None:
35         return False
36     return text.rstrip().endswith(required_final_sentence(last))
37
38 def is_valid_item(item: Dict[str, str]) -> bool:
39     if not isinstance(item, dict):
40         return False
41     for k in ("instruction", "input", "output"):
42         if k not in item or not isinstance(item[k], str) or not item[k].strip():
43             return False
44
45     out = item["output"]
46     last = extract_last_boxed(out)
47     if last is None or not THREE_DEC_RE.match(last):
48         return False
49     if not ends_with_required_sentence(out):
50         return False
51
52     # Input should look like a question and include unit statement
53     inp = item["input"]
54     if "Question:" not in inp:
55         return False
56     if not UNIT_SENT_RE.search(inp):
57         return False
58
59     # Ensure boxed answer has no units (just numeric already enforced)
60     return True
61
62 def normalize_text(s: str) -> str:
63     return re.sub(r"\s+", " ", (s or "")).strip()
64
65 def fingerprint_input(inp: str) -> str:
66     return hashlib.md5(normalize_text(inp).encode("utf-8")).hexdigest()
67
68 def save_json(data: List[Dict[str, str]], path: str):
69     os.makedirs(os.path.dirname(path), exist_ok=True)
70     with open(path, "w", encoding="utf-8") as f:
71         json.dump(data, f, ensure_ascii=False, indent=2)
72
73 def load_existing(path: str) -> List[Dict[str, str]]:
74     if not os.path.exists(path):
75         return []
76     with open(path, "r", encoding="utf-8") as f:
77         obj = json.load(f)
78     return obj if isinstance(obj, list) else []
79
80 # ----- Improved prompting -----
81 TOPICS = [
82     # Mathematics
83     ("Mathematics", "Calculus", "definite integral (substitution/parts)"),
84     ("Mathematics", "Calculus", "improper integral / convergence"),
85     ("Mathematics", "Series", "Taylor/Maclaurin approximation"),
86     ("Mathematics", "Multivariable", "double integral / change of variables"),
87     ("Mathematics", "Optimization", "Lagrange multipliers"),
88     ("Mathematics", "Differential Equations", "first-order linear IVP with application"),
89     ("Mathematics", "Differential Equations", "second-order ODE (mass-spring/damping)"),
90     ("Mathematics", "Linear Algebra", "eigenvalues/eigenvectors numeric"),
91     ("Mathematics", "Probability", "expectation/variance continuous RV"),
92     ("Mathematics", "Statistics", "MLE / confidence interval numeric"),
93     # Physics
94     ("Physics", "Mechanics", "work-energy with friction / incline / spring"),

```

```

95 ("Physics", "Mechanics", "momentum/impulse collision"),
96 ("Physics", "Mechanics", "circular motion/banked curve"),
97 ("Physics", "Electricity & Magnetism", "electric field/potential superposition"),
98 ("Physics", "Circuits", "RC transient time to reach a voltage"),
99 ("Physics", "Circuits", "DC circuit (equivalent resistance/current)"),
100 ("Physics", "Waves", "standing waves / beat frequency"),
101 ("Physics", "Thermodynamics", "ideal gas process (W,Q, U)"),
102 ("Physics", "Optics", "thin lens / mirror imaging"),
103 # Chemistry
104 ("Chemistry", "Thermodynamics", " G and equilibrium constant"),
105 ("Chemistry", "Gases", "van der Waals / compression factor"),
106 ("Chemistry", "Equilibrium", "buffer pH / K_a, K_b"),
107 ("Chemistry", "Kinetics", "rate laws / half-life"),
108 ("Chemistry", "Electrochemistry", "Nernst equation cell potential"),
109 ("Chemistry", "Solutions", "colligative properties ( T_f/ T_b)"),
110 ]
111
112 UNITS_BY_DOMAIN = {
113     "Mathematics": ["unitless", "s", "m", "kg", "Pa", "J"], # math may be unitless
114     "Physics": ["m/s", "m/s^2", "N", "J", "W", "C", "V", "Hz", "K", "Pa"],
115     "Chemistry": ["kJ/mol", "J/mol", "mol/L", "atm", "Pa", "K", "V", "s", "g/mol"],
116 }
117
118 def build_generation_prompt(seed: int) -> str:
119     rnd = random.Random(seed)
120     domain, area, style = rnd.choice(TOPICS)
121     difficulty = rnd.choice(["introductory", "intermediate", "advanced"])
122     scenario = rnd.choice([
123         "applied real-world scenario",
124         "textbook-style theoretical scenario",
125         "lab measurement scenario with given uncertainties ignored",
126         "engineering estimation scenario",
127     ])
128     unit = rnd.choice(UNITS_BY_DOMAIN[domain])
129
130     # Encourage concise but complete structure
131     return f"""
132 Create ONE SciBench-style example.
133
134 Hard requirements:
135 - Domain: {domain}. Area: {area}. Style: {style}. Difficulty: {difficulty}.
136 - Scenario flavor: {scenario}.
137 - Write the QUESTION first, starting with exactly: "Question: "
138 - The question must be self-contained and include all constants needed.
139 - The question must include exactly one sentence: "The unit of the answer is {unit}."
140   (If {unit} is not appropriate for your question, replace it with an appropriate unit and keep the
141     same sentence pattern.)
142 - Then write the SOLUTION with a clear structure:
143   1) Given / Find
144   2) Key equations
145   3) Step-by-step calculation (show intermediate numeric values)
146   4) Final line exactly: The answer is therefore  $\boxed{X.XXX}$ .
147 - Output must be concise: aim for ~12-25 lines; no filler.
148 - Final boxed value must be a decimal with exactly three digits; no units in the box.
149 - Ensure the last  $\boxed{\dots}$  in the output is the final answer.
150
151 Return JSON only:
152 {"input": "...", "output": "..."}
153 """.strip()
154
155 def build_repair_prompt(item: Dict[str, str]) -> str:
156     # Ask teacher to keep question, rewrite solution concisely + correct format.
157     inp = item.get("input", "")
158     out = item.get("output", "")
159     return f"""
160 You will REPAIR a dataset example for SciBench numeric answering.
161
162 Keep the QUESTION text exactly as-is.
163 Rewrite the SOLUTION to be correct, concise, and fully computed.
164

```

```

164 Hard constraints for the rewritten solution:
165 - Use a clear structure (Given/Find, equations, calculations).
166 - Do not be overly verbose (target ~12-25 lines).
167 - The final answer must be a decimal with exactly three digits after the decimal point.
168 - Do NOT include units in the boxed answer.
169 - The last line MUST be exactly: The answer is therefore  $\boxed{X.XXX}$ .
170 - Ensure the last  $\boxed{\dots}$  is the final numeric answer.
171
172 Return JSON only:
173 {{"input": "<same question>", "output": "<new solution>"}}
174
175 QUESTION:
176 {inp}
177
178 ORIGINAL SOLUTION (may be wrong/malformed):
179 {out}
180 "".strip()
181
182 def call_teacher_json(prompts: List[str]) -> List[Dict]:
183     # Must call in fixed batch size 80
184     assert len(prompts) == API_BATCH, f"api_generate_batch must be called with batch size {API_BATCH}"
185
186     sys_prompt = "You are a meticulous STEM textbook solution writer. Follow constraints exactly and
187     output valid JSON only."
188     return api_generate_batch(prompts, sys_prompt=sys_prompt, json=True)
189
190 def parse_generated(objs: List) -> List[Dict[str, str]]:
191     items = []
192     for o in objs:
193         if isinstance(o, dict) and "input" in o and "output" in o:
194             items.append({"instruction": INSTRUCTION, "input": o["input"], "output": o["output"]})
195     return items
196
197 def dedup_keep_order(items: List[Dict[str, str]]) -> List[Dict[str, str]]:
198     seen = set()
199     out = []
200     for it in items:
201         fp = fingerprint_input(it.get("input", ""))
202         if fp in seen:
203             continue
204         seen.add(fp)
205         out.append(it)
206     return out
207
208 def main():
209     random.seed(20260208)
210
211     existing = load_existing(OUT_PATH)
212     print(f"Loaded {len(existing)} raw items from {OUT_PATH}")
213
214     # Separate valid and invalid
215     valid = []
216     invalid = []
217     for it in existing:
218         if is_valid_item(it):
219             valid.append(it)
220         else:
221             # coerce to expected keys if partially missing
222             if isinstance(it, dict) and "input" in it and "output" in it:
223                 invalid.append({"instruction": INSTRUCTION, "input": it.get("input", ""), "output":
224                 it.get("output", "")})
225
226     valid = dedup_keep_order(valid)
227     print(f"Valid after strict filtering + dedup: {len(valid)}; candidates for repair: {len(invalid)}")
228
229     # Save immediate checkpoint of filtered-valid
230     save_json(valid[:TARGET_N], OUT_PATH)
231
232     api_calls_used = 0

```

```

230
231 # ---- Repair pass (single pass over as many invalid as needed) ----
232 # We'll repair up to the deficit and not exceed call budget.
233 def deficit():
234     return max(0, TARGET_N - len(valid))
235
236 repair_pool = invalid[:] # order as loaded
237 repair_idx = 0
238 while deficit() > 0 and repair_idx < len(repair_pool):
239     if api_calls_used >= MAX_API_CALLS_THIS_ITER:
240         break
241     if get_available_api_calls() <= 0:
242         break
243
244     batch_items = repair_pool[repair_idx:repair_idx + API_BATCH]
245     if len(batch_items) < API_BATCH:
246         break # keep strict batching; remaining can be handled by generation
247     repair_idx += API_BATCH
248
249     prompts = [build_repair_prompt(it) for it in batch_items]
250     objs = call_teacher_json(prompts)
251     api_calls_used += 1
252
253     repaired = parse_generated(objs)
254     repaired_valid = [it for it in repaired if is_valid_item(it)]
255     if repaired_valid:
256         valid.extend(repaired_valid)
257         valid = dedup_keep_order(valid)
258
259     if len(valid) % 200 < len(repaired_valid):
260         save_json(valid[:TARGET_N], OUT_PATH)
261         print(f"Checkpoint after repair: {min(len(valid), TARGET_N)}")
262
263     print(f"Repair call {api_calls_used}: got {len(repaired)} parsed, {len(repaired_valid)} valid
264 ; total valid {len(valid)}")
265
266 # ---- Top-up generation ----
267 gen_seed_base = 900000
268 gen_round = 0
269 while deficit() > 0:
270     if api_calls_used >= MAX_API_CALLS_THIS_ITER:
271         break
272     if get_available_api_calls() <= 0:
273         break
274
275     prompts = [build_generation_prompt(gen_seed_base + gen_round * API_BATCH + i) for i in range(
276 API_BATCH)]
277     objs = call_teacher_json(prompts)
278     api_calls_used += 1
279     gen_round += 1
280
281     items = parse_generated(objs)
282     items_valid = [it for it in items if is_valid_item(it)]
283     if items_valid:
284         valid.extend(items_valid)
285         valid = dedup_keep_order(valid)
286
287     if len(valid) % 200 < len(items_valid) or len(valid) >= TARGET_N:
288         save_json(valid[:TARGET_N], OUT_PATH)
289         print(f"Checkpoint after gen: {min(len(valid), TARGET_N)}")
290
291     print(f"Gen call {api_calls_used}: parsed {len(items)}, valid {len(items_valid)}; total valid
292 {len(valid)}")
293
294     # If validity is unexpectedly low, we could tighten further, but keep runtime simple.
295
296 # Finalize
297 random.shuffle(valid)
298 final = valid[:TARGET_N]
299 save_json(final, OUT_PATH)

```

```

297     print(f"Final saved: {len(final)} items to {OUT_PATH}. API calls used this iteration: {
        api_calls_used}")
298
299 if __name__ == "__main__":
300     main()

```

## G Code Snippets for Failure Analysis

In this section, we provide the specific code implementations generated by the agents that correspond to the failure cases discussed in Section 4.3.

### G.1 Science Task: Partial Distribution Shift.

Listing 2 presents the code .py generated during the *from-scratch* iterative Science task.

Listing 2: Agent Code That Induced Data Distribution Shift

```

1 import os
2 import re
3 import json
4 import math
5 import random
6 from typing import List, Dict, Any, Optional
7 from services.library import api_generate_batch, get_available_api_calls
8
9 BEST_PATH = "../submission/submission_best.json"
10 OUT_PATH = "../submission/submission.json"
11
12 INSTRUCTION = (
13     "Please provide a clear and step-by-step solution for a scientific problem in the categories "
14     "of Chemistry, Physics, or Mathematics. The problem will specify the unit of measurement, "
15     "which should not be included in the answer. Express the final answer as a decimal number "
16     "with three digits after the decimal point. Conclude the answer by stating "
17     "\"The answer is therefore \\boxed{[ANSWER]}\"."
18 )
19
20 # Must be 65 prompts per call.
21 BATCH_SIZE = 65
22
23 # Accept one-or-more backslashes before boxed (handles '\boxed' and '\\boxed' in stored strings)
24 BOX_RE = re.compile(r"\\+boxed\{([^\}]*)\}")
25 FINAL_LINE_RE = re.compile(r"The answer is therefore\s*\\+boxed\{([^\}]*)\}\.\\s*$")
26
27 NUM_RE = re.compile(
28     r"^[\\s]*"
29     r"(?P<sign>[+-]?)"
30     r"(?P<num>(?:\\d+(?:\\.\\d*)?|\\.\\d+))"
31     r"(?:[eE](?P<exp>[+-]?\\d+))?"
32     r"[\\s]*$"
33 )
34
35 UNIT_CUE_RE = re.compile(
36     r"(unit\s+of\s+the\s+answer\s+is|units?\s*:\s+answer\s+should\s+be\s+in|the\s+unit\s+is|bin\s+\\$
37     ?\\?[a-zA-Z]+)",
38     re.IGNORECASE,
39 )
40
41 # Corruption / low-quality heuristics seen in existing samples.
42 BAD_TOKEN_RE = re.compile(
43     r"(\\n\\rac|\\^\\rac|\\boxed\\{\\s*\\}|@|\\?|nan|inf)", re.IGNORECASE
44 )
45
46 def load_json_list(path: str) -> List[Dict[str, Any]]:
47     if not os.path.exists(path):
48         return []
49     try:
50         with open(path, "r", encoding="utf-8") as f:
51             data = json.load(f)
52         return data if isinstance(data, list) else []

```

```

52     except Exception:
53         return []
54
55 def save(path: str, data: List[Dict[str, Any]]) -> None:
56     os.makedirs(os.path.dirname(path), exist_ok=True)
57     with open(path, "w", encoding="utf-8") as f:
58         json.dump(data, f, ensure_ascii=False, indent=2)
59
60 def parse_number(s: str) -> Optional[float]:
61     s = s.strip()
62     if not NUM_RE.match(s):
63         return None
64     try:
65         x = float(s)
66         if math.isnan(x) or math.isinf(x):
67             return None
68         return x
69     except Exception:
70         return None
71
72 def normalize_final_line(output: str) -> Optional[str]:
73     out = output.rstrip()
74     boxes = BOX_RE.findall(out)
75     if not boxes:
76         return None
77     last_box_raw = boxes[-1].strip()
78     val = parse_number(last_box_raw)
79     if val is None:
80         return None
81     val_3 = f"{val:.3f}"
82     lines = out.splitlines()
83     if not lines:
84         return None
85     lines[-1] = f"The answer is therefore \\boxed{{{val_3}}}."
86     return "\n".join(lines)
87
88 def validate_entry(inp: Any, out: Any) -> bool:
89     if not isinstance(inp, str) or not isinstance(out, str):
90         return False
91     inp = inp.strip()
92     out = out.strip()
93
94     if not inp.startswith("Question:"):
95         return False
96     if not UNIT_CUE_RE.search(inp):
97         return False
98
99     if BAD_TOKEN_RE.search(out):
100         return False
101
102     # Ensure final line matches required template
103     if not FINAL_LINE_RE.search(out):
104         return False
105
106     # Ensure last boxed number is parseable
107     boxes = BOX_RE.findall(out)
108     if not boxes:
109         return False
110     if parse_number(boxes[-1]) is None:
111         return False
112
113     # Ensure solution is not trivial/answer-only: require at least 6 lines
114     if len(out.splitlines()) < 6:
115         return False
116
117     return True
118
119 def sanitize_item(inp: Any, out: Any) -> Optional[Dict[str, str]]:
120     if not isinstance(inp, str) or not isinstance(out, str):
121         return None

```

```

122     norm = normalize_final_line(out)
123     if norm is None:
124         return None
125     inp_s = inp.strip()
126     out_s = norm.strip()
127     if not validate_entry(inp_s, out_s):
128         return None
129     return {"instruction": INSTRUCTION, "input": inp_s, "output": out_s}
130
131 SYS_PROMPT_TARGETED = (
132     "You are generating instruction-tuning data for solving college-level scientific problems.\n"
133     "Return ONLY valid JSON (no markdown, no extra text).\n"
134     "Schema: {\"input\": string, \"output\": string}\n"
135     "Hard rules:\n"
136     "- input MUST start with exactly 'Question:'\n"
137     "- input MUST explicitly state the unit of the final answer in a sentence: 'The unit of the\n"
138     "answer is ... .'\n"
139     "- output MUST be a correct step-by-step solution with unit conversions shown.\n"
140     "- output MUST have at least 6 lines.\n"
141     "- output MUST end with EXACT last line: The answer is therefore \\\boxed{NUMBER}.\n"
142     "- NUMBER must be numeric only (no units) and prefer decimal with three digits.\n"
143     "Focus heavily on these topics (rotate among them):\n"
144     "1) Two-level system / Boltzmann population ratios with energies in cm-1; use hc/kB=1.4388 cm*K\n"
145     ".\n"
146     "2) Photoelectric/ionization energy: wavelength in nm to eV; subtract electron KE from v.\n"
147     "3) Coriolis deflection for projectile at given latitude; use Earth rotation Omega=7.292e-5 s\n"
148     "-1.\n"
149     "4) Manometer pressure conversions (cm H2O, mmHg) and computing R from PV=nRT; avoid factor-1000\n"
150     "errors.\n"
151     "5) Orbital mechanics energy changes between circular orbits; use mu=3.986e14 m3/s2, Re=6.371e6\n"
152     "m.\n"
153     "Use standard constants when needed: g=9.81, kB=1.381e-23 J/K, h=6.626e-34 J s, c=2.998e8 m/s, "\n"
154     "e=1.602e-19 C, 1 eV=1.602e-19 J.\n"
155 )
156
157 SYS_PROMPT_GENERAL = (
158     "You are generating instruction-tuning data for solving college-level scientific problems.\n"
159     "Return ONLY valid JSON (no markdown, no extra text).\n"
160     "Schema: {\"input\": string, \"output\": string}\n"
161     "Rules:\n"
162     "- input MUST start with exactly 'Question:'\n"
163     "- input MUST explicitly state the unit of the final answer in a sentence: 'The unit of the\n"
164     "answer is ... .'\n"
165     "- output MUST be a correct step-by-step solution.\n"
166     "- output MUST have at least 6 lines.\n"
167     "- output MUST end with EXACT last line: The answer is therefore \\\boxed{NUMBER}.\n"
168     "- NUMBER must be numeric only and prefer decimal with three digits.\n"
169     "Cover a broad mix of undergraduate topics across calculus, ODEs, probability/statistics,\n"
170     "mechanics, E&M, circuits, "\n"
171     "thermodynamics, equilibrium, kinetics, electrochemistry, optics.\n"
172     "Use standard constants when needed: g=9.81, R=8.314, k=8.988e9, h=6.626e-34, c=2.998e8.\n"
173 )
174
175 def build_prompt(seed: int, mode: str) -> str:
176     random.seed(seed)
177     if mode == "targeted":
178         focus = random.choice([
179             "two-level Boltzmann population with energy separation in cm-1",
180             "photoelectric/ionization energy from wavelength and electron speed",
181             "Coriolis deflection for a projectile fired due north/south at given latitude",
182             "manometer pressure conversion and computing gas constant R from measurements",
183             "orbital mechanics: energy required to move between circular orbits including synchronous\n"
184             "orbit"
185         ])
186     return (
187         "Generate ONE original, solvable, college-level quantitative problem and its correct step\n"
188         "-by-step solution.\n"
189         f"Topic MUST be: {focus}.\n"
190         "Hard constraints:\n"
191         "1) Return exactly one JSON object: {\"input\":..., \"output\":...}.\n"

```

```

183         "2) input starts with 'Question:' and explicitly states the unit in: 'The unit of the
answer is ... '\n"
184         "3) output shows all key equations and unit conversions and has at least 6 lines.\n"
185         "4) output ends with EXACT last line: The answer is therefore \\\boxed{NUMBER}.\n"
186         "5) NUMBER is numeric only, no units, and prefer three decimals.\n"
187         f"Seed tag: {seed}"
188     )
189 else:
190     return (
191         "Generate ONE original, solvable, college-level scientific problem (Math/Physics/
Chemistry) "
192         "and its correct step-by-step solution.\n"
193         "Ensure multi-step reasoning and intermediate computations; avoid trivial one-liners.\n"
194         "Hard constraints:\n"
195         "1) Return exactly one JSON object: {\\"input\\":..., \\"output\\":...}.\n"
196         "2) input starts with 'Question:' and explicitly states the unit in: 'The unit of the
answer is ... '\n"
197         "3) output has at least 6 lines.\n"
198         "4) output ends with EXACT last line: The answer is therefore \\\boxed{NUMBER}.\n"
199         "5) NUMBER is numeric only, no units, and prefer three decimals.\n"
200         f"Seed tag: {seed}"
201     )
202
203 def main(target_total: int = 2000, max_calls_cap: int = 5000) -> None:
204     # 1) Start from best, filter hard for quality
205     best = load_json_list(BEST_PATH)
206     data: List[Dict[str, str]] = []
207     seen_inputs = set()
208
209     for d in best:
210         if not isinstance(d, dict):
211             continue
212         item = sanitize_item(d.get("input"), d.get("output"))
213         if item is None:
214             continue
215         if item["input"] in seen_inputs:
216             continue
217         data.append(item)
218         seen_inputs.add(item["input"])
219
220     save(OUT_PATH, data)
221
222     # 2) Regenerate until we reach 2000
223     if len(data) >= target_total:
224         save(OUT_PATH, data[:target_total])
225         return
226
227     available_calls = get_available_api_calls()
228     calls_budget = min(max_calls_cap, available_calls)
229
230     seed_base = 20260129
231     call_idx = 0
232
233     while len(data) < target_total and call_idx < calls_budget:
234         mode = "targeted" if (call_idx % 2 == 0) else "general"
235         sys_prompt = SYS_PROMPT_TARGETED if mode == "targeted" else SYS_PROMPT_GENERAL
236
237         prompts = [build_prompt(seed_base + call_idx * 1000 + i, mode=mode) for i in range(BATCH_SIZE
)]
238         responses = api_generate_batch(prompts, sys_prompt=sys_prompt, json=True)
239
240         for resp in responses:
241             if not isinstance(resp, dict):
242                 continue
243             item = sanitize_item(resp.get("input"), resp.get("output"))
244             if item is None:
245                 continue
246             if item["input"] in seen_inputs:
247                 continue
248             data.append(item)

```

```

249         seen_inputs.add(item["input"])
250         if len(data) >= target_total:
251             break
252
253         save(OUT_PATH, data)
254         call_idx += 1
255
256     save(OUT_PATH, data[:target_total])
257
258 if __name__ == "__main__":
259     main(target_total=2000, max_calls_cap=5000)

```

## G.2 Code Task: Naive Rule-based Augmentation.

Listing 3 presents the code .py generated during the *from-seed* iterative Code task.

Listing 3: Agent Code That Employed Naive Rule-based Augmentation

```

1 import os
2 import json
3 import re
4 import random
5 import uuid
6 import argparse
7 import logging
8 import math
9 from typing import List, Dict, Any, Optional
10 from datetime import datetime
11 from collections import Counter
12
13
14 logging.basicConfig(
15     level=logging.INFO,
16     format='%(asctime)s - [DATA_PIPELINE] - %(levelname)s - %(message)s',
17     datefmt='%Y-%m-%d %H:%M:%S'
18 )
19 logger = logging.getLogger(__name__)
20
21
22 DEFAULT_TARGET_SIZE = 5000
23 PERTURBATION_RANGE = (-5, 5)
24 MUTATION_PROBABILITY = 0.8
25 MIN_VALUE_CLAMP = 1
26
27 NUMBER_PATTERN = re.compile(r'(?<![a-zA-Z_])\d+(?![a-zA-Z_])')
28
29 class DataAugmenter:
30     def __init__(self, seed_path: str, output_path: str, target_size: int):
31         self.seed_path = seed_path
32         self.output_path = output_path
33         self.target_size = target_size
34         self.stats = Counter()
35         self.generated_ids = set()
36
37     def load_seeds(self) -> List[Dict[str, Any]]:
38
39         if not os.path.exists(self.seed_path):
40             logger.error(f"Seed file not found at {self.seed_path}")
41             return []
42
43         try:
44             with open(self.seed_path, 'r', encoding='utf-8') as f:
45                 data = json.load(f)
46
47             valid_seeds = [
48                 item for item in data
49                 if all(k in item for k in ('instruction', 'input', 'output'))
50             ]
51             logger.info(f"Loaded {len(valid_seeds)} valid seeds from {len(data)} total entries.")
52             return valid_seeds

```

```

53     except json.JSONDecodeError as e:
54         logger.critical(f"Failed to parse seed JSON: {e}")
55         return []
56
57     def _stochastic_perturbation(self, text: str) -> str:
58         def replace_match(match):
59             if random.random() > MUTATION_PROBABILITY:
60                 return match.group()
61
62             try:
63                 original_val = int(match.group())
64
65                 shift = random.randint(*PERTURBATION_RANGE)
66
67                 new_val = max(MIN_VALUE_CLAMP, original_val + shift)
68
69                 return str(new_val)
70             except ValueError:
71                 return match.group()
72
73         return NUMBER_PATTERN.sub(replace_match, text)
74
75     def generate_variant(self, seed_item: Dict[str, Any]) -> Optional[Dict[str, Any]]:
76         try:
77             new_input = self._stochastic_perturbation(seed_item['input'])
78
79             new_output = self._stochastic_perturbation(seed_item['output'])
80
81             variant = {
82                 "instruction": seed_item['instruction'],
83                 "input": new_input,
84                 "output": new_output,
85                 "meta": {
86                     "origin": "augmented",
87                     "parent_id": seed_item.get("id", "unknown"),
88                     "aug_method": "regex_perturbation_v2"
89                 }
90             }
91
92             if new_input == seed_item['input'] and new_output == seed_item['output']:
93                 self.stats['skipped_no_change'] += 1
94                 return None
95
96             return variant
97
98         except Exception as e:
99             logger.warning(f"Failed to generate variant: {e}")
100             self.stats['errors'] += 1
101             return None
102
103     def validate_dataset(self, dataset: List[Dict[str, Any]]) -> List[Dict[str, Any]]:
104
105         unique_data = []
106         seen_hashes = set()
107
108         for item in dataset:
109             content_hash = hash(f"{item['input']}|{item['output']}")
110
111             if content_hash in seen_hashes:
112                 self.stats['duplicates_removed'] += 1
113                 continue
114
115             seen_hashes.add(content_hash)
116             unique_data.append(item)
117
118         return unique_data
119
120     def run(self):
121         start_time = datetime.now()
122         logger.info(f"Starting pipeline at {start_time}")

```

```

123
124     seeds = self.load_seeds()
125     if not seeds:
126         return
127
128     dataset = []
129     dataset.extend(seeds)
130     logger.info(f"Initialized with {len(seeds)} seed samples.")
131
132     pbar_interval = self.target_size // 10
133     while len(dataset) < self.target_size:
134         base_seed = random.choice(seeds)
135         variant = self.generate_variant(base_seed)
136
137         if variant:
138             dataset.append(variant)
139             self.stats['generated'] += 1
140
141         current_count = len(dataset)
142         if current_count % pbar_interval == 0 and current_count > 0:
143             logger.info(f"Progress: {current_count}/{self.target_size} samples generated...")
144
145     logger.info("Running final validation and deduplication...")
146     final_dataset = self.validate_dataset(dataset)
147
148     final_dataset = final_dataset[:self.target_size]
149
150     self.save_data(final_dataset)
151
152     duration = datetime.now() - start_time
153     logger.info(f"Pipeline completed in {duration}.")
154     logger.info(f"Statistics: {dict(self.stats)}")
155
156     def save_data(self, data: List[Dict[str, Any]]):
157         os.makedirs(os.path.dirname(self.output_path), exist_ok=True)
158         with open(self.output_path, 'w', encoding='utf-8') as f:
159             json.dump(data, f, indent=2, ensure_ascii=False)
160         logger.info(f"Successfully saved {len(data)} entries to {self.output_path}")
161
162     def parse_args():
163         parser = argparse.ArgumentParser(description="Rule-based Data Augmentation Tool")
164         parser.add_argument('--seed_path', type=str, default='../data/seed/seed.json', help='Path to seed
165             data')
166         parser.add_argument('--output_path', type=str, default='../submission/submission.json', help='
167             Path to save submission')
168         parser.add_argument('--target_size', type=int, default=5000, help='Target dataset size')
169         return parser.parse_args()
170
171     if __name__ == "__main__":
172         args = parse_args()
173
174         augmenter = DataAugmenter(
175             seed_path=args.seed_path,
176             output_path=args.output_path,
177             target_size=args.target_size
178         )
179
180         try:
181             augmenter.run()
182         except KeyboardInterrupt:
183             logger.info("Pipeline interrupted by user. Saving partial progress...")
184             pass
185         except Exception as e:
186             logger.exception("Fatal pipeline error")
187             exit(1)

```

## H Seed Examples

In this section, we present representative seed examples used in our experiments for the Science, Code, and Finance domains. These examples are extracted directly from the seed.json files of the respective datasets.

### H.1 Science Domain

The seed data for Sci-Bench primarily consists of complex scientific problems involving physics and chemistry calculations.

```
1 [
2   {
3     "question": "Three identical metal spheres have the same diameter. Spheres 1 and 2 carry equal
4     like charges
5     Q, with separation much greater than their diameter, and experience force F. Sphere 3 is
6     uncharged with an
7     insulating handle. If sphere 3 touches sphere 1, then touches sphere 2, and is removed, what is
8     the new
9     interaction force between spheres 1 and 2?"
10  },
11  {
12    "question": "In an isolated town of 5000 inhabitants, the spread of an epidemic is such that
13    the rate of
14    spread is jointly proportional to the number of infected and uninfected people. If 160 people
15    are infected at
16    the start and 1200 are infected after one week, how long does it take for 80% of the population
17    (4000 people)
18    to become infected?"
19  },
20  ...
21 ]
```

### H.2 Code Domain

The seed data for the Code task includes algorithmic problems with problem descriptions, examples, and test inputs.

```
1 [
2   {
3     "question_content": "Given n, a and d as the number of terms, first term and common difference
4     respectively
5     of an Arithmetic Series. Find the sum of the series upto nth term.\n\nExample 1:\nInput: 5 1
6     3\nOutput:
7     35\nExplanation: Series upto 5th term is\n1 4 7 10 13, so sum will be 35.\nExample 2:\nInput: 3
8     1 2\n
9     Output: 9\nExample: Series upto 3rd term is \n1 3 5, so sum will be 9.\n\nYour Task:\nYou don'
10    t need to
11    read or print anything. Your task is to complete the function sum_of_ap() which takes n, a and
12    d as input
13    parameter and returns the sum of the series.\n\nExpected Time Complexity: O(1)\nExpected
14    Space Complexity:
15    O(1)\n\nConstraints:\n1 <= n, a, d <= 100",
16    "test_input": "5 1 3"
17  },
18  {
19    "question_content": "Let  $f_{x} = c^{2x-6} \cdot f_{x-1} \cdot f_{x-2} \cdot f_{x-3}$  for  $x$ 
20     $\geq 4$ .
21    \n\nYou have given integers  $n$ ,  $f_{1}$ ,  $f_{2}$ ,  $f_{3}$ , and  $c$ . Find  $f_{n} \bmod$ 
22     $(10^9+7)$ .
23    \n\nInput-----\n\nThe only line contains five integers  $n$ ,  $f_{1}$ ,  $f_{2}$ ,  $f_{3}$ ,
24    and  $c$  ( $4$ 
25     $\leq n \leq 10^{18}$ ,  $1 \leq f_{1}, f_{2}, f_{3}, c \leq 10^9$ ).\n\nOutput
26    -----Print
27     $f_{n} \bmod (10^9 + 7)$ . \n\nExamples-----\nInput\n5 1 2 5 3\nOutput\n72900\n
28    Input\n17 97 41
29    37 11\nOutput\n317451037\n\nNote-----\n\nIn the first example,  $f_{4} = 90$ ,  $f_{5}$ 
30    = 72900.
```

```

19     \n\nIn the second example, $f_{17} \approx 2.28 \times 10^{29587}$.",
20     "test_input": "5 1 2 5 3"
21   },
22   ...
23 ]

```

### H.3 Finance Domain

The Finance-Reasoning seed data comprises specific financial scenarios (context) and quantitative questions requiring reasoning over that context.

```

1 [
2   {
3     "question": "What is Alice's new adjusted monthly mortgage payment after the fixed-rate period
4     for the
5     remaining 10 years? Answer in dollars, rounded to the nearest cent.",
6     "context": "Alice took a 15-year fixed-rate mortgage with a principal amount of $250,000 at an
7     annual
8     interest rate of 4.5%. After the fixed-rate period ended, the remaining principal balance was
9     $150,000.
10    Her mortgage transitioned to an adjustable-rate with the current index rate at 2% and a bank
11    margin of 1.5%.
12    She wants to calculate her new monthly payment for the remaining 10 years of the mortgage under
13    these new
14    terms, assuming there are no rate caps."
15  },
16  {
17    "question": "What is the difference in the high and low prices of the common stock in the
18    fourth quarter of
19    2019? Answer to two decimal places.",
20    "context": "{\`2019: -- Fourth Quarter\`: {\`High\`: 11.44, \`Low\`: 9.47}, \`2019: -- Third
21    Quarter\`:
22    {\`High\`: 14.96, \`Low\`: 10.26}, \`2019: -- Second Quarter\`: {\`High\`: 20.91, \`Low\`:
23    12.61}, \`2019:
24    -- First Quarter\`: {\`High\`: 18.19, \`Low\`: 8.87}, \`2018: -- Fourth Quarter\`: {\`High\`:
25    12.16,
26    \`Low\`: 7.43}, \`2018: -- Third Quarter\`: {\`High\`: 20.6, \`Low\`: 10.95}, \`2018: --
27    Second Quarter\`:
28    {\`High\`: 18.3, \`Low\`: 6.7}, \`2018: -- First Quarter\`: {\`High\`: 7.35, \`Low\`: 6.0}}"
29  },
30  ...
31 ]

```

## I Prompt Templates

In this section, we present the core prompt templates used in our framework. To ensure reproducibility, we provide the full content of the system instructions and the specific action prompts used by the agents. Note that placeholders such as {dataset\_size} are dynamically filled during runtime.

### I.1 System Description

The following system prompt is injected into the context of all agents (both One-Shot and Iterative) to define the AutoDataBench task environment, constraints, and evaluation criteria.

#### System Prompt: Task Instruction

You are participating data-driven model specialization, a new challenge designed to test your ability to act as an autonomous AI data synthesis scientist.

===== TASK =====

Your mission is to craft a high-quality, synthetic instruction-tuning dataset for a given task. Your formance is evaluated by how much a standard model's performance improves after being fine-tuned on the dataset you create. This task evaluates your core capabilities in understanding, synthesizing and distilling valuable training data from raw resources. Please read the instruc-

tions below, which are specific to this environment. These instructions can be found again in './agent/utlis/instructions.py'.

#### ===== RESOURCES =====

All necessary resources for your data synthesis process are located in ./data/. This includes:

- ./data/description.md: Describes the target task, including the goal and example data format. [Description Content]
- ./data/seed/seed.json: Necessary raw material from which you create instruction-tuning pairs, refine and expand this as needed. Provided only if required by the task. [Source Content]
- ./data/seed/few\_shot.json: A small set of high-quality examples to follow for style, complexity, and format. [Few-shot Content]
- ./data/sample\_submission.json: A template demonstrating the required JSON structure for your final submission instruction-tuning file. [Sample Submission]
- ./data/train\_config.yaml: Contains the model architecture and default hyperparameters for fine-tuning. [Train Config]

#### ===== SUBMISSION =====

Your final output is a synthetic training dataset. You **MUST** produce this dataset at **EXACTLY** ./submission/submission.json, strictly adhere to the format specified in sample\_submission.json. The submission should be around {dataset\_size} entries, regardless of the amount of seed data provided (if any). Too little synthetic data severely degrades model training performance.

#### ===== ENVIRONMENT =====

- Teacher Models: API Access of {teacher\_model}.
- Target Models: Standard models to be fine-tuned and then evaluated: {student\_model}.
- GPU Available: 160GB.
- Synthetic Data Constraint: We will filter your final submission to retain only entries matching the texttsample\_submission.csv format with non-empty 'output' fields, and use the first {dataset\_size} entries for training.
- API Limit: You are limited to a total of {api\_limit} calls to the API-based teacher models.
- Runtime Limit: Your entire process must complete within {max\_hours} hours.

#### ===== IMPORTANT NOTES =====

- You must save your final dataset at exactly the specified path: ./submission/submission.json. Save regularly to prevent data loss.
- Your only task is to generate instruction-tuning dataset. **Do not include any code for model training or evaluation.**
- You are only allowed to generate instruction-tuning data by calling the provided teacher models. **Do not directly enumerate synthetic data in the code.**
- You should synthesize dataset that is diverse, complex, and task-aligned. The given few-shot examples are for reference only in terms of format and quality.

- You should be mindful to stay within your allocated API call quota. Avoid using loops that only check the number of generated entries while ignoring the API calls limit.
- You must ALWAYS prioritize calling the helper functions (if provided) directly to perform any relevant task. You are strictly prohibited from re-implementing their logic or creating any similar functions.
- You are participating in this competition independently. Ensure that the code you generate is DIRECTLY executable, no dummy implementations or placeholders of any kind.

## I.2 One-Shot Agent

The One-Shot Agent receives a single comprehensive prompt asking for a plan and the execution code. It does not receive feedback from the execution environment unless a retry is triggered by a crash.

### One-Shot Agent: Generation Prompt

Your response should include a brief plan for the data synthesis, followed by a single markdown code block that implements this plan and generates the final synthetic data. Conduct a concise analysis of the given information, and then wrap the plan and code separately in Markdown Code Blocks.

Example Response:

[... Necessary Analysis ...]

Here is the plan:

[... Brief Plan ...]

Here is the code:

[... Implemented Code ...]

## I.3 Iterative Agent

The Iterative Agent operates in a loop. Depending on the state of the previous iteration (Success, Execution Error, Submission Error, or Improvement Opportunity), it receives different prompts.

### Iterative Agent: Draft (Initial Generation)

===== CURRENT STATUS =====

- Remaining Time of All Iterations: {remaining\_hours} hours
- Remaining API Calls of All Iterations: {remaining\_calls}
- API Calls Limit For This Iteration: {SESSION\_API\_LIMIT}

Keep these constraints in mind when planning your next action.

Propose a brief plan and implementation code for synthesizing a high-quality dataset. Conduct a concise analysis of the given information, and then wrap the plan and code separately in “‘ blocks.

### Iterative Agent: Debug (Execution Failure)

The data generation process failed during execution. This is debug attempt {debug\_attempts}.

Failed Code:

{current\_code}

Error Message:

{last\_error}

Conduct a concise analysis of the given information, and then wrap the correction plan and the code in separate “‘ blocks.

### Iterative Agent: Repair (Invalid Submission Format)

Your previous attempt resulted in an invalid submission file located at `../submission/submission.json`. Your task is to resolve the issue.

Here is your original plan: {current\_plan}

Here is your original code: {current\_code}

Here is the submission error details: {last\_error}

You can either repair the existing file or regenerate the data. Conduct a concise analysis... [Instructions on format]

### Iterative Agent: Improve (Optimization on Success)

Your current best solution achieved a metric of {best\_metric}. Your task is to improve the dataset. Make full use of the remaining API calls. [Optional: Performance of the base model on this test set: {score}]

Here is your original plan: {best\_plan}

Here is your original code: {best\_code}

Here are the submission details: [Sample of submission file]

The model trained on that data failed on these cases: {bad\_case\_sample}

Analyze these failures to identify model weaknesses and generate more targeted data. You can either improve the existing data quality or regenerate the data.