




BULLINGERDB: A Dataset for Handwritten Text Recognition and Writer Retrieval

Marco Peer¹, Anna Scius-Bertrand^{1,2}, Patricia Scheurer³, and Andreas Fischer¹

¹ AIBEX Group, University of Fribourg, Switzerland

² iCoSys Institute, University of Applied Sciences and Arts Western Switzerland

³ Department of Computational Linguistics, University of Zurich, Switzerland

Abstract. We present BULLINGERDB, a large-scale benchmark dataset for historical document analysis based on the correspondence of Heinrich Bullinger (1504–1575). The corpus comprises 20,898 pages and 499,222 text lines written by 796 writers over six decades, featuring stylistic variation, multilingual content (mostly Latin and Early New High German) as well as meta-information such as writer identity and time. We evaluate BULLINGERDB on text recognition and writer retrieval. TrOCR, the best performing model, achieves a CER of 9.1%. For writer retrieval, we introduce a temporal nDCG metric to assess time-aware retrieval. While temporally coherent retrieval is achievable, mAP (78.3%) scores indicate challenges due to long-term stylistic variation. With BULLINGERDB, we aim to establish a new benchmark for multilingual historical text recognition and temporally-aware writer analysis.

Keywords: Handwritten Text Recognition · Writer Retrieval · Historical Document Analysis

1 Introduction

In this paper, we present BULLINGERDB, a large-scale dataset consisting of the correspondance of Heinrich Bullinger for historical document analysis. It is based on the letters written and received by Heinrich Bullinger (1504-1575). They form a large Reformation-era letter corpus that comprises more than 12,000 letters, including around 2,000 written by Bullinger himself [18]. The letters (usually consisting of 2 – 3 pages) were exchanged with recipients across Europe and are preserved in editions and digital form. Furthermore, they span six decades of the 16th century and are written in multiple languages, with Latin and Early New High German dominating [30].

From a document analysis perspective, BULLINGERDB constitutes a highly challenging and valuable corpus. Our dataset comprises 20,898 pages of 796 individual writers, spans six decades (1523 – 1575), and exhibits a large variation in handwriting styles. A first, smaller subset of the letters was introduced to the document analysis community as a benchmark for writer adaptation and historical handwriting recognition by Scius-Bertrand et al. [27] (consisting of




Fig. 1: (a) U-MAP visualization of BULLINGERDB. Each dot represents a writer with their style embedding, the size corresponds to the number of pages, and the color to the time span the writer was active. (b) Example page written by Heinrich Bullinger.

8,000 pages). However, the Bullinger Digital project has established a long-term scholarly digital edition of the correspondence, providing structured metadata and TEI-encoded texts [30]. While the corpus is thus well documented from editorial and NLP perspectives, it currently lacks transcriptions suitable for training and evaluating modern Handwritten Text Recognition (HTR) systems. With BULLINGERDB, we aim to close this gap and publish the full collection of Bullinger’s correspondence.

We focus on two core tasks in our work to show the impact of BULLINGERDB. First, HTR: The letters are written - among other, less frequent languages, such as Greek - not only in Latin but also in a premodern form of German, with frequent code-switching that may occur between paragraphs or even within a single sentence [32]. This multilingual and historically variable language use, combined with variable and difficult handwriting styles, poses challenges even for human experts (a sample is shown in Fig. 1b). At the same time, the corpus comprises half a million text lines, that enables studies with large-scale experiments and training of deep learning models from scratch.

Secondly, we address the task of Writer Retrieval (WR), since BULLINGERDB also provides precise and scholar-validated attributions of 796 writers, along with rich temporal metadata. We show a visualization of the handwriting styles in Fig. 1a, that also highlights the timespan in which writers contributed letters, with Bullinger himself having 2,986 pages in our dataset. This time aspect makes BULLINGERDB unique in the field of WR and particularly interesting for studying stylistic changes over time (e.g., handwriting evolution with age) as well as

enabling training of text-dependent approaches that exploit the availability of transcriptions. Hence, we introduce a new metric - the temporal Normalized Discounted Cumulative Gain (nDCG) - for benchmarking WR systems to consider temporal coherence of the retrieval.

Our results show that for HTR, the best-performing model, TrOCR - a transformer-based architecture - achieves a Character Error Rate (CER) of 9.1% despite the diverse handwriting styles in the dataset, with performance degrading particularly for shorter lines where contextual information is limited and for some writing styles that are not in the training data. For WR, current state-of-the-art approaches are able to produce temporally coherent retrieval on BULLINGERDB, as reflected by strong nDCG scores; however, the comparatively lower mean Average Precision (mAP) values indicate that overall ranking quality is negatively affected by stylistic changes over time, suggesting that long-term stylistic variation remains an issue for robust WR, in particular for supervised training.

To summarize, our contributions of the paper are as follows:

- We propose BULLINGERDB, a large scale historical dataset consisting of 20,898 pages contributed by 796 writers. The dataset includes line segmentations, transcriptions and meta information about the writer and date. The dataset is publicly available via zenodo.
- We provide baseline results and evaluation protocols for the task of 1) HTR and 2) WR to support future research and benchmarking. For WR, we also introduce the nDCG metric that measures temporal consistency.

In the remainder of this work, we describe related work (Section 2), explain the dataset and processing pipeline (Section 3) and present the methods (Section 4). Finally, we show the results in Section 5 and provide a conclusion in Section 6.

2 Related Work

In the following, we explore the task of HTR and WR for historical document analysis, with a focus on the dataset perspective.

2.1 Handwritten Text Recognition

Modern offline HTR systems are dominantly formulated as sequence-to-sequence problems at line level and trained with the Connectionist Temporal Classification (CTC) loss [10]. A common architectural pattern combines CNNs for visual feature extraction with recurrent layers, such as bidirectional LSTMs [11], for sequence modeling, followed by a CTC decoding layer. This CNN-RNN-CTC paradigm has been widely adopted for historical manuscripts due to its robustness to variable-length inputs and heterogeneous handwriting styles [7], e.g. in [28,26,24]. With the transformer architecture arising in sequence modelling, it

has also been applied to HTR by formulating the task as autoregressive sequence generation, where TrOCR [16], a transformer encoder–decoder architecture, presents a popular architecture, in particular for finetuning.

While research is focused on studying and optimizing architectures for HTR, the field still lacks a challenging, historical large-scale dataset. With NorhandV3 [1], consisting of about 250k lines, another dataset aimed at medieval Norwegian handwriting is proposed. However, as we show in Table 1a, the proposed BULLINGERDB is twice as large than NorhandV3 and more than ten times larger than contemporary HTR benchmarks such as IAM [17].

In the course of the Bullinger Digital project, efforts towards discovering the correspondances of Heinrich Bullinger have been made. Stroebel et al. [31] investigate the application of TrOCR, while Scius-Bertrand et al. [27] evaluate HTRFlor [28] and PyLaia [24]. Both evaluate on a subset of the letters, with CER values ranging from 6-10% usually, depending on the writer setup. Similarly, Spoto et al. work on improving accuracy by using synthetic data with a generative model [29]. Besides HTR, Volk et al. [32] explore the detection of code-switching in the corpus, which mostly happens between German and Latin. Since around 3,100 edited transcriptions done by scholars are available [31], a method for text to image alignment (line-based) is proposed by Peer et al. [23]. This approach is also used in this work to refine the HTR model used to generate the final transcriptions of BULLINGERDB. Finally, the general workflow of how the Bullinger Digital project digitalized the collection as well as metadata extraction and annotation is described in [30].

Table 1: Comparison of BULLINGERDB to existing benchmark datasets.

(a) HTR			(b) WR					
Dataset	Lines	Writers		Pages	Writers	Layout	Text	Date
GW [15]	656	2	CVL [14]	1,409	283	✓	✓	✗
Parzival [6]	4,477	3	IAM [17]	1,539	657	✓	✓	✗
NorhandV3 [1]	248,355	<i>n/a</i>	Historical-WI [5]	3,600	720	✗	✗	✗
IAM [17]	13,353	657	HisIR19 [3]	20,000	10,068	✗	✗	✗
BULLINGERDB	499,222	796	BULLINGERDB	20,898	796	✓	✓	✓

2.2 Writer Retrieval

WR has received attention in particular in the domain of historical manuscripts, for which unsupervised approaches, e.g., clustering SIFT descriptors and using the assignment as training signal for a CNN (Cl-S) [2]. or self-supervised schemes such as DINO [20], masked autoencoders [22] and AttMask [25], outperform

supervised training protocols. The page descriptors are then encoded via VLAD-based codebooks (VLAD [2,25] or NetVLAD variants [21,22]).

Regarding the evaluation datasets, an overview is given in Table 1b. Historical-WI [5] and HisIR19 [3] are the current default datasets. However, they do not provide layout, textual, or temporal metadata. Such information is typically only available for contemporary handwriting datasets (e.g., CVL [14] and IAM [17]), which were collected in controlled settings. These datasets are considerably smaller and lack temporal variation though. BULLINGERDB is therefore the largest publicly available dataset among related work, comprising 20,898 pages (see Table 1b). In addition to its scale, the dataset proposed provides metadata, including layout information, transcriptions, and document dates.

Considering the number of writers, HisIR19 includes a larger total number of contributors. Nevertheless, 7,500 of its writers provide only a single sample, resulting in limited intra-writer variability. This makes our dataset proposed particularly well-suited for studying writer-specific characteristics across multiple samples and also adds difficulty to supervised training protocols.

Finally, our dataset presents the unique challenge to study the evolution of handwriting of a single person over time. This aspect is also conceptually related to the *AnyScript: Long-Term Handwriting Author Identification Challenge* [4] (taking place at ICDAR 2026), which addresses temporally separated handwriting comparison in an identification setting. In contrast to AnyScript, BULLINGERDB is temporally dense: all writers are active within the same century, and the documents exhibit consistent layout conventions and content structure. As a consequence, writer-specific characteristics are less influenced by large-scale historical variation in script style or document format. We hypothesize that this setting increases the difficulty of WR, as discriminative cues must be derived from individual handwriting traits rather than from broader stylistic or chronological differences.

3 Dataset

We describe the relevance of BULLINGERDB and explain the processing pipeline in the following.

3.1 Historical Context of BULLINGERDB

The corpus comprises the surviving correspondence of the Swiss reformer Heinrich Bullinger (1504–1575), a central figure of sixteenth-century Protestantism. Content-wise, as one of the largest extant Reformation-era corpora, the letters provide a dense, longitudinal record of intellectual exchange during a formative period of Europe. The correspondence documents the consolidation of reformed Protestantism, the negotiation of emerging confessional identities, and the circulation of theological and political arguments across territorial and linguistic boundaries [12]. For historians, the corpus constitutes a main source for reconstructing social and intellectual networks of the Reformation and for studying multilingual written culture in the sixteenth century [18].

Spanning 1523–1575, the collection contains about 12,000 preserved letters exchanged with correspondents across the Holy Roman Empire, England, France, Italy, and Eastern Europe. Approximately 2,000 letters were written by Bullinger and around 10,000 were addressed to him [8]. Bullinger’s writing contributions as well as the four other most frequent ones are shown in Fig. 2a. About 80% of the texts are in Latin - the primary language of early modern scholarly communication - with most of the remainder in Early New High German and some letters even mixed (*code-switching* [32]). Another characteristic is the variety in handwriting style as well as the presence of abbreviations, for example as shown in Fig. 2b, where the word "Bullinger" is written as "Bul."




Fig. 2: (a) Activity of the Top-5 writers of the corpus. (b) "Bullinger" written by different individuals.

3.2 Processing

In the following, we describe the pipeline to process the digital scans of the letters to make them accessible for the tasks of WR and HTR. In the course of the project, we processed the full corpus. For the publicly available dataset, we provide a clean version and ensure all samples have validated labels (e.g., empty pages or samples for which the author is unknown are filtered). Finally, we present a split for benchmarking.

Line Segmentation The first step in the pipeline is the segmentation of the lines including the layout analysis to enable research for HTR systems, usually working on line-level. We use the Transkribus [19] platform to finetune a layout analysis model on 100 manually annotated pages. The layout of the letters is consistent and only includes artifacts of the scans (e.g., archival references as shown in the bottom corners of Fig. 1b) that should be neglected. Furthermore,

we suppress marginalia and footnotes since they are not part of the provided transcriptions for training the transcription model. Hence, the layout - consisting of text regions and line polygons - is provided in Transkribus' PageXML format. For the cut-out line polygons, we follow [27] and add a randomly generated background based on the texture to obtain rectangular line images.

Text Recognition The foundation of our data is the initial Bullinger dataset [27]. For those letters, scholars created transcriptions; however, they were not strictly character-accurate (*semi-diplomatic*). Abbreviations are frequently expanded and punctuation is added, which introduces inconsistencies at the character level. Consequently, the automatically generated ground truth contains a certain degree of noise, posing an additional challenge for training HTR systems. Previous analyses have shown that the annotation quality lacks fine-grained detail, particularly with respect to hyphenation due to automatic text-to-image alignment [13]. To mitigate these issues, we refine the annotations of the first version by following the method proposed in [23], resulting in improved accuracy for hyphenations. The final transcriptions are obtained using the best-performing model from [23]. Evaluation on a subset of 50 manually annotated pages shows that the refined transcriptions achieve a CER of 6.5%. Hence, the ground truth naturally contains errors (or is suboptimal), that cannot be avoided for such a large collection.

Postprocessing As a last step, we filter pages based on the layout information and exclude samples that contain no handwriting. Secondly, since the corpus also includes 'envelopes' - corresponding to the backside, which usually contains the address of the receiver and may only contain a single word or line (e.g., a signature), we binarize the pages and filter samples that contain black pixels less than 1% of the text region identified by Transkribus). As a binarization algorithm, we empirically inspect the results of different binarizers for 50 pages and choose Gatos' algorithm [9] (similar to Historical-WI [5]). The binarized images are used for the subsequent task of WR.

Writer and Time Information The meta information used in this paper consists of the writer identity and the date of the writing sample. The initial correspondence comprises different document types: *autographs* (written and sent by the sender), *originals* (sent by the sender but written by another hand), autograph drafts, and autograph copies or partial copies. The identity is confirmed by the signature or - in case of ambiguity due to a name occurring multiple times, e.g., father and son - confirmed by palaeographic analysis, conducted by scholars of the *Heinrich-Bullinger-Briefwechseledition* (HBBW) [12]. We restrict the data to autographs for which the writer identity is explicitly documented and is dated for a specific year.

3.3 Training and Evaluation Splits

In total, we obtain 20,898 pages by 796 writers. We explain the two splits for future research on both tasks in the following.

Handwritten Text Recognition The database is split following the protocol proposed by Scius-Bertrand et al. [27]. We first sort all writers by their number of letters, which results in a Zipf-like distribution (see Fig. 3, for better visibility we show a log-log plot). Using a threshold of 50 letters, we distinguish frequent writers with at least 50 letters and non-frequent writers with fewer than 50 letters. For frequent writers, we split their letters writer-wise into 90% training (for which we reserve 10% for validation), and 10% testing. This yields 144 writers with 376,582 lines in training and a corresponding frequent-writer test set with 939 letters (48,197 lines). All material from non-frequent writers is reserved for a separate test set, comprising 652 writers with 74,443 lines. This setup enables us to evaluate performance on known writers (frequent test set with unseen letters, but writing style is seen during training) and unknown writers (non-frequent test set, unseen handwriting style during training), reflecting a scenario used by scholars. The statistics are shown in Table 2.

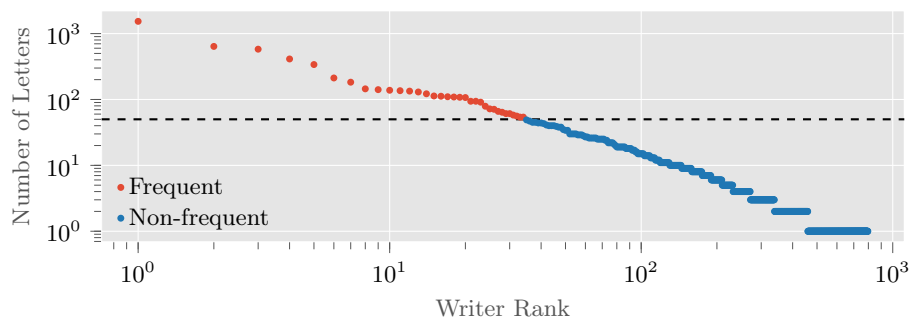


Fig. 3: Distribution of the number of letters per writer.

Writer Retrieval We provide a writer-disjoint train/test-split with a ratio of 20:80 that is orientated at CVL [14] and Historical-WI [5]. This enables the *leave-one-out-validation* scheme as commonly applied by WR methods for which each sample of the test set is once used as a query in an open-set scenario. Furthermore, we automatically split the dataset to minimize the following aspects to ensure compatibility with related work and also enable research on currently unexplored tasks, while each writer is only present in either test or train:

- The difference in the time distribution between training and test set should be minimized.
- The intra-writer variance with respect to the year should be balanced (both splits should include writers who contributed over a longer period of time).

We also assign Heinrich Bullinger - the writer with the most documents in the corpus - to the test split. Given this procedure, we obtain a train/test split of 4,396/16,502 pages written by 164/631 individuals, as shown in Table 3 (time distribution plots are provided in the preview).

Table 2: Dataset statistics for HTR

	Training	Test Frequent	Test Non-Frequent
Writers	144	144	652
Letters	7,834	939	1,529
Pages	15,619	1,957	3,311
Lines	376,582	48,197	74,443

Table 3: Dataset statistics for WR

	Training	Test
Writers	164	632
Letters	2,142	8,160
Pages	4,396	16,502

4 Methods

In this section, we briefly describe the methods and the metrics used for baseline evaluation in the domain of HTR and WR.

4.1 Handwritten Text Recognition

We evaluate four systems that are aligned with state of the art and also represent different architectures. We use the default parameters for the systems except mentioned otherwise:

HTRFlor [28] adopts a compact CNN-based architecture followed by stacked bidirectional GRU layers for sequence modeling. The model emphasizes architectural simplicity and efficiency while maintaining competitive recognition performance. Compared to PyLaia and Retsinas et al., it replaces BiLSTMs with BGRUs, that results in a lighter recurrent design.

PyLaia [24] follows a conventional CNN-BiLSTM-CTC pipeline for handwritten text recognition. A deep convolutional backbone extracts visual features that are processed by stacked BiLSTM layers and optimized using CTC loss. Unlike Retsinas et al., it does not include an auxiliary shortcut branch and relies on standard pooling operations.

Retsinas et al. [26] propose a CNN-based architecture that preserves the input image aspect ratio and replaces max-pooling with column-wise concatenation to reduce information loss. A distinctive feature is the introduction of a parallel shortcut branch with a 1D convolution trained with CTC loss, which guides the CNN backbone toward learning more discriminative features. Sequence modeling is performed using stacked BiLSTM layers. We remove brightness and contrast data augmentation for our training since we have samples with low contrast.

TrOCR [16] departs from the CNN-RNN-CTC paradigm by employing a Transformer-based encoder-decoder architecture. It performs autoregressive sequence generation and does not rely on recurrent layers or CTC loss. This design aims at end-to-end training with large-scale pretraining. We finetune the base variant for 15 epochs.

Metrics We follow related work and evaluate HTR systems via the edit-distance-based CER and Word Error Rate (WER) metrics.

4.2 Writer Retrieval

To benchmark BULLINGERDB for WR, we evaluate state-of-the-art pipelines spanning CNN-based aggregation models, transformer-based global descriptors, and attention-driven masking approaches. For all methods, we follow the schemes proposed in the original work.

In line with prior work, binarized document images are decomposed into 32×32 patches detected at SIFT keypoints to capture local handwriting characteristics while ensuring sufficient training samples. We consider both a supervised setting (*Sup.*), where writer labels are used during training, and an unsupervised clustering-based surrogate supervision setting (*Cl-S.*) [2], where k-means clustering (with 5k centers) on the corresponding SIFT descriptors provides pseudo-labels for representation learning.

First, we reproduce the CNN-based aggregation framework of Christlein et al. [2] by using ResNet56 (following [21]). Furthermore, we also train the vanilla vision transformer as used in [22] that has shown to be superior for complex datasets. We evaluate different aggregation schemes of the local patch embeddings: Sum-Pooling, mVLAD with five vocabularies, and the learned variant NetVLAD as proposed in [21] for WR. We use 2000 patches per sample for aggregation.

Finally, we assess the self-supervised AttMask model proposed by Raven et al. [25], which uses a ViT backbone with attention-guided masking to suppress non-informative regions and directly produces global writer descriptors, trained on 224×224 crops. We only aggregate foreground tokens as proposed in the original work.

For all codebooks, we use a vocabulary size of 100 clusters. The page descriptors are powernormalized and whitened. If the dimension is higher, it is reduced to 512 via PCA. The PCA is fitted on the corresponding training descriptors.

Metrics WR is evaluated in a *leave-one-out* scenario: For each query document q , all remaining $N - 1$ documents are ranked by cosine distance in the embedding space. Documents authored by the same writer as q are considered relevant. Apart from the commonly used Top- n accuracies (we use the soft criterion) and mAP, we introduce the temporal nDCG to evaluate WR approaches based on chronological coherence. The metric is usually applied in information retrieval (e.g., for recommender systems). Instead of a binary relevance indicator as used for calculating mAP, we define graded relevance using document year y_k and query year y_q with their writers w_k and w_q :

$$rel_q(k) = \begin{cases} 1 - \frac{|y_k - y_q|}{T_{\max}}, & \text{if } w_k = w_q \\ 0 & \text{otherwise} \end{cases}$$

where T_{\max} is the time window (for the test split of BULLINGERDB $T_{\max} = 51$ years, corresponding to 1524–1575). The DCG is then defined as

$$DCG_q = \sum_{k=1}^{N-1} \frac{2^{rel_q(k)} - 1}{\log_2(k + 1)}.$$

Finally, the nDCG for a query q is computed by normalizing with the ideal ranking $IDCG_q$

$$nDCG_q = \frac{DCG_q}{IDCG_q}.$$

where $IDCG_q$ is obtained by sorting the gallery by decreasing relevance. The final performance is reported as the mean nDCG over all queries.

5 Benchmarks

We provide an evaluation of the state-of-the-art methods including an analysis on BULLINGERDB in the following.

5.1 Handwritten Text Recognition

Our four HTR systems differ not only in their architectures, but also in their number of parameters. We train all models on the training set in their default settings and report the results on the subsets of (non-)frequent writers as well as the overall performance. As shown in Table 4, the models range from less than 1M to 334M parameters. The results show a clear improvement when moving from the smallest model to the medium-sized architectures, while the gap between the medium-scale models and the largest transformer-based model is comparatively smaller in relation to the large increase in parameter count. Although the largest model achieves the best overall performance (particularly for WER), PyLaia attains similar CERs despite being considerably smaller. Across all systems, performance on non-frequent writers is consistently worse than on frequent writers, and this difference persists independently of model size.

Table 4: Error rates for BULLINGERDB on the two subsets proposed. Best performance is highlighted in **bold**, second best underlined.

	Params (M)	Frequent		Non-Frequent		Total	
		CER	WER	CER	WER	CER	WER
HTRFlor [28]	0.8	17.9	50.8	19.4	54.5	19.2	54.0
PyLaia [24]	4.8	<u>8.3</u>	<u>30.2</u>	<u>9.7</u>	34.9	<u>9.2</u>	33.1
Retsinas et al. [26]	7.4	9.2	30.3	10.2	<u>34.1</u>	9.8	<u>32.4</u>
TrOCR [16]	334	8.2	27.9	9.6	32.2	9.1	30.6

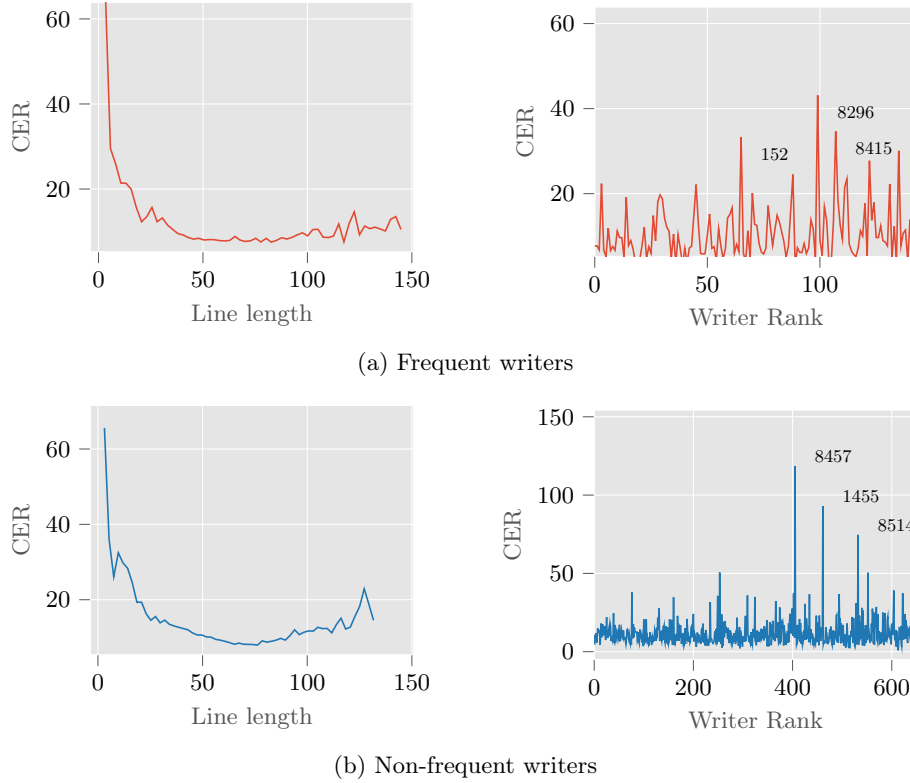


Fig. 4: Error analysis for (a) frequent and (b) non-frequent writers. Writers are sorted according to their frequency, IDs for the writers with the highest three CER values are shown.

Error analysis Next, we analyze the CER distributions of the best-performing TrOCR model to provide insights in the failure cases. Fig. 4 presents the CER analysis for (a) frequent and (b) non-frequent writers. The left column shows the relationship between CER and line length, while the right column reports the mean CER per writer, with writers ranked by frequency. For frequent writers, CER decreases sharply as line length increases and stabilizes for medium-length lines, suggesting that very short lines are more error-prone. In BULLINGERDB, shorter lines usually refer to headers or addresses on the backside, which might be more difficult for the model due to non-language parts. The per-writer distribution is relatively compact, with only a few noticeable peaks corresponding to the three highest-CER writers. In contrast, non-frequent writers (bottom row) exhibit greater variability: although CER follows a similar decreasing trend with increasing line length, the writer ranking shows three writers that have a CER of at least 50%. Two qualitative examples for a writer with a high CER and Bullinger (495) are shown in Fig. 5.

Table 5: Benchmark for WR on BULLINGERDB. Best performance is highlighted in **bold**, second best underlined. ViT-architectures are denoted with the patch size and depth.

Model	Training	Encoding	mAP	nDCG	Top-1	Top-5	Top-10
ResNet56	Sup.	Sum-Pooling	49.9	78.2	90.1	94.0	95.3
		VLAD	48.7	76.6	83.1	91.6	93.6
		mVLAD	46.2	76.3	88.6	93.7	95.0
		NetRVLAD	51.7	79.3	91.0	94.9	96.0
	Cl-S.	Sum-Pooling	51.9	78.3	86.5	92.7	94.4
		VLAD	48.7	76.6	83.1	91.6	93.6
		mVLAD	57.7	81.2	89.0	94.6	95.8
		NetRVLAD	65.1	84.8	<u>93.4</u>	96.3	97.0
ViT-4/8	Sup.	Sum-Pooling	49.7	75.6	82.6	90.4	90.5
		mVLAD	50.2	76.9	86.1	91.9	92.9
		VLAD	49.6	75.2	82.4	90.1	90.4
		NetRVLAD	50.7	78.1	89.5	93.4	94.8
	Cl-S.	Sum-Pooling	51.8	78.4	87.0	93.2	94.8
		VLAD	49.6	77.0	83.6	91.9	94.0
		mVLAD	55.5	80.1	87.7	93.9	95.2
		NetRVLAD	61.9	83.4	92.5	<u>95.6</u>	<u>96.4</u>
ViT-16/12 AttMask	SumPooling	68.1	85.7	92.8	<u>95.6</u>	96.1	
	VLAD	78.3	90.3	95.6	97.5	98.0	

78.3 % for WR. These results demonstrate that BULLINGERDB is a challenging benchmark dataset for the community and highlight potential room for further research on this historically relevant collection. For future work, large-scale HTR models could be trained from scratch or pre-trained using self-supervised learning strategies. Writer adaptation also represents a promising direction, as performance varies across writers. However, intra-writer variability introduces an additional challenge, as handwriting styles can evolve over time (e.g., changes observed in Bullinger’s handwriting throughout different periods). Regarding WR, the temporal dimension might be studied more carefully. In particular, embedding disentanglement could be explored by modeling representations as $z = z_w + z_t$, where z_w captures writer-specific characteristics that remain invariant over time, and z_t encodes temporal information. Such an approach could first be examined on a smaller, potentially text-dependent scale, for example by focusing on specific words or individual text lines.

Acknowledgements This work has been supported by the Hasler Foundation, Switzerland, and the Swiss National Science Foundation (SNSF) under project grant no. 10002280. We thank the contributors of the Bullinger Digital project, in particular Tobias Hodel, Anna Janka, Raphael Müller, Peter Rechsteiner, David Selim Schoch,



Fig. 6: WR Visualization - Query: Blue, Green/Red are samples from the same/a different writer, **Writer (Year)**: (a) and (b) are handwritings of Heinrich Bullinger (37 years apart). (c) represents a non-successful retrieval, for which only the first page is correct. It also shows the variety of handwriting styles of BULLINGERDB, in particular the stylistic change of Bullinger over the years.

Raphael Schwitter, Christian Sieber, Phillip Ströbel, Martin Volk, and Jonas Widmer for their contributions to the dataset and ground truth creation.

References

1. Beyer, Y., Solberg, P.E.: Norhand v3 / dataset for handwritten text recognition in norwegian (2023), <https://zenodo.org/doi/10.5281/zenodo.10255839>
2. Christlein, V., Gropp, M., Fiel, S., Maier, A.K.: Unsupervised feature learning for writer identification and writer retrieval. In: 14th IAPR International Conference on Document Analysis and Recognition, ICDAR 2017, Kyoto, Japan, November 9-15, 2017. pp. 991–997 (2017)

3. Christlein, V., Nicolaou, A., Seuret, M., Stutzmann, D., Maier, A.: ICDAR 2019 competition on image retrieval for historical handwritten documents. In: 2019 International Conference on Document Analysis and Recognition, ICDAR 2019, Sydney, Australia, September 20-25, 2019. pp. 1505–1509 (2019)
4. Computer Vision Center, U.A.d.B.: Anyscript: Long-term handwriting author identification challenge. <https://cvc-dag.github.io/anyscript/> (2026), dataset and ICDAR 2026 competition for temporal handwriting author identification
5. Fiel, S., Kleber, F., Diem, M., Christlein, V., Louloudis, G., Nikos, S., Gatos, B.: IC-DAR2017 competition on historical document writer identification (historical-wi). In: 14th IAPR International Conference on Document Analysis and Recognition, ICDAR 2017, Kyoto, Japan, November 9-15, 2017. pp. 1377–1382 (2017)
6. Fischer, A., Keller, A., Frinken, V., Bunke, H.: Lexicon-free handwritten word spotting using character hmms. *Pattern Recognition Letters* **33**(7), 934–942 (2012)
7. Fischer, A., Liwicki, M., Ingold, R.: Handwritten historical document analysis, recognition, and retrieval - state of the art and future trends. *Series In Machine Perception And Artificial Intelligence*, Singapore, Singapore (Nov 2020)
8. Fischer, L., Scheurer, P., Schwitler, R., Volk, M.: Machine translation of 16Th century letters from Latin to German. In: *Proceedings of the Second Workshop on Language Technologies for Historical and Ancient Languages*. pp. 43–50. Marseille, France (Jun 2022)
9. Gatos, B., Pratikakis, I., Perantonis, S.J.: An Adaptive Binarization Technique for Low Quality Historical Documents, p. 102–113 (2004)
10. Graves, A., Fernández, S., Gomez, F., Schmidhuber, J.: Connectionist temporal classification: labelling unsegmented sequence data with recurrent neural networks. In: *Proceedings of the 23rd international conference on Machine learning - ICML '06*. p. 369–376 (2006)
11. Hochreiter, S., Schmidhuber, J.: Long short-term memory. *Neural Computation* **9**(8), 1735–1780 (Nov 1997)
12. Institut für Schweizerische Reformationsgeschichte (IRG) (ed.): *Heinrich Bullinger Werke. Briefwechsel. Theologischer Verlag Zürich (TVZ), Zürich (1973–), kritische Edition der Korrespondenz Heinrich Bullingers; mit Angaben zu Autographen, fremden Händen, Archivsignaturen und editorischem Apparat*
13. Jungo, M., Vöglin, L., Fakhari, A., Wegmann, N., Ingold, R., Fischer, A., Scius-Bertrand, A.: Impact of the ground truth quality for handwriting recognition. In: *Proceedings of the 12th International Symposium on Information and Communication Technology, SOICT 2023, Vietnam, December 7-8, 2023*. pp. 135–140 (2023)
14. Kleber, F., Fiel, S., Diem, M., Sablatnig, R.: CVL-DataBase: An off-line database for writer retrieval, writer identification and word spotting. In: *12th International Conference on Document Analysis and Recognition, ICDAR 2013, Washington, DC, USA, August 25-28, 2013*. pp. 560–564 (2013)
15. Lavrenko, V., Rath, T.M., Manmatha, R.: Holistic word recognition for handwritten historical documents. In: *Proceedings of the First International Workshop on Document Image Analysis for Libraries (DIAL)*. pp. 278–287. IEEE (2004)
16. Li, M., Lv, T., Chen, J., Cui, L., Lu, Y., Florêncio, D.A.F., Zhang, C., Li, Z., Wei, F.: Trocr: Transformer-based optical character recognition with pre-trained models. In: *Thirty-Seventh AAAI Conference on Artificial Intelligence, AAAI 2023, Thirty-Fifth Conference on Innovative Applications of Artificial Intelligence, IAAI 2023, Thirteenth Symposium on Educational Advances in Artificial Intelligence, EAAI 2023, Washington, DC, USA, February 7-14, 2023*. pp. 13094–13102 (2023)

17. Marti, U.V., Bunke, H.: The IAM-database: an English sentence database for off-line handwriting recognition. *International Journal on Document Analysis and Recognition* **5**(1), 39–46 (2002)
18. Mauelshagen, F.: Heinrich bullinger (1504-1575): Leben - denken - wirkung. *Zwingliana* p. 89–106 (Jan 2010)
19. Muehlberger, G., Seaward, L., Terras, M., Ares Oliveira, S., Bosch, V., Bryan, M., Colutto, S., Déjean, H., Diem, M., Fiel, S., et al.: Transforming scholarship in the archives through handwritten text recognition: Transkribus as a case study. *Journal of documentation* **75**(5), 954–976 (2019)
20. Peer, M., Kleber, F., Sablatnig, R.: Self-supervised vision transformers with data augmentation strategies using morphological operations for writer retrieval. In: *Frontiers in Handwriting Recognition - 18th International Conference, ICFHR 2022, Hyderabad, India, December 4-7, 2022, Proceedings*. pp. 122–136 (2022)
21. Peer, M., Kleber, F., Sablatnig, R.: Towards writer retrieval for historical datasets. In: *Document Analysis and Recognition - ICDAR 2023 - 17th International Conference, San José, CA, USA, August 21-26, 2023*. pp. 411–427 (2023)
22. Peer, M., Kleber, F., Sablatnig, R.: SAGHOG: self-supervised autoencoder for generating HOG features for writer retrieval. In: *Document Analysis and Recognition - ICDAR 2024 - 18th International Conference, Athens, Greece, August 30 - September 4, 2024*. pp. 121–138 (2024)
23. Peer, M., Scius-Bertrand, A., Fischer, A.: Ctc transcription alignment of the bullinger letters: Automatic improvement of annotation quality. In: *2nd International Workshop on Computer Vision Systems for Document Analysis and Recognition (VisionDocs@ICCV2025)*. p. 1–10 (2025)
24. Puigcerver, J.: Are multidimensional recurrent layers really necessary for handwritten text recognition? In: *2017 14th IAPR International Conference on Document Analysis and Recognition (ICDAR)*. pp. 67–72 (2017)
25. Raven, T., Matei, A., Fink, G.A.: Self-supervised vision transformers for writer retrieval. In: *Document Analysis and Recognition - ICDAR 2024 - 18th International Conference, Athens, Greece, August 30 - September 4, 2024, Proceedings, Part II*. pp. 380–396 (2024)
26. Retsinas, G., Sfikas, G., Gatos, B., Nikou, C.: Best practices for a handwritten text recognition system. In: *Document Analysis Systems*. p. 247–259 (2022)
27. Scius-Bertrand, A., Ströbel, P., Volk, M., Hodel, T., Fischer, A.: The bullinger dataset: A writer adaptation challenge. In: *Document Analysis and Recognition - ICDAR 2023 - 17th International Conference, San José, CA, USA, August 21-26, 2023, Proceedings, Part I*. pp. 397–410 (2023)
28. de Sousa Neto, A.F., Bezerra, B.L.D., Toselli, A.H., Lima, E.B.: Htr-flor++: A handwritten text recognition system based on a pipeline of optical and language models. In: *DocEng '20*. p. 1–4 (2020)
29. Spoto, M., Wolf, B., Fischer, A., Scius-Bertrand, A.: Improving Handwriting Recognition for Historical Documents Using Synthetic Text Lines, p. 61–75 (2022)
30. Ströbel, P.B., Fischer, L., Müller, R., Scheurer, P., Schroffenegger, B., Suter, B., Volk, M.: Multilingual workflows in bullinger digital: Data curation for latin and early new high german. *Journal of Open Humanities Data* **10**(12), 1–13 (2024)
31. Ströbel, P.B., Hodel, T., Boente, W., Volk, M.: The Adaptability of a Transformer-Based OCR Model for Historical Documents, p. 34–48 (2023)
32. Volk, M., Fischer, L., Scheurer, P., Schroffenegger, B.S., Schwitter, R., Ströbel, P., Suter, B.: Nunc profana tractemus. detecting code-switching in a large corpus of 16th century letters. In: *Proceedings of the Thirteenth Language Resources and Evaluation Conference*. pp. 2901–2908. Marseille, France (Jun 2022)