



HEART-BENCH: Do LLM Agents Exhibit Human-like Psychology?

Weihan Peng^{1,*}, Chenxu Zhang^{2,*}, Qianao Wang^{3,4}, Yuling Shi¹, Heng Lian¹, Qihong Mao³, Jiahao Pang⁵, Chunliang Feng⁵, Bowen Li³, Xiaodong Gu^{1,✉}

¹Shanghai Jiao Tong University, ²Imperial College London

³Quwan Group, ⁴University of Washington, ⁵South China Normal University

While LLM agents have demonstrated remarkable task-oriented abilities such as planning, reasoning, and action, few works have treated them as complete human personalities where emotional dimensions hold equal importance. In this paper, we introduce a novel benchmark to systematically assess whether LLM agents can simulate coherent, human-like psychology. Specifically, our benchmark constructs 11 diverse human characters grounded in orthogonal Big Five personality traits, with each profile deeply integrated with 1,000 structured autobiographical-style episodic memories distributed across theory-grounded developmental life stages. To rigorously evaluate the psychological manifestations of LLMs, we designed a curated suite of 64 decision-making scenarios, guided by the DIAMONDS taxonomy, a psychological framework that characterizes situations along eight dimensions: Duty, Intellect, Adversity, Mating, pOsitivity, Negativity, Deception, and Sociality. By subjecting agents to varying scenarios, the benchmark evaluates whether they can consolidate their innate personality traits and autobiographical memories to make behavioral decisions that are consistent with their specific psychological profiles. After systematic human validation and filtering, we obtained a benchmark consisting of 673 multiple-choice questions (MCQs). We believe this benchmark provides a principled and scalable testbed for studying human-like emotions, personality consistency, and value-consistent behavioural decision-making in LLM-based agents.

🔗: <https://github.com/peng-weihan/HEART-BENCH>

🗄️: <https://huggingface.co/datasets/HEART-BENCH/HEART-BENCH>

1 Introduction

The rapid advancement of Large Language Models (LLMs) has driven remarkable breakthroughs across numerous domains [1, 2, 3]. However, existing research predominantly concentrates on task-oriented accuracy and conversational reasoning capabilities, rarely treating AI agents as complete human personalities where emotional dimensions hold equal importance. This raises a question: *Do LLM agents exhibit human-like psychological characteristics, such as emotions and value-orientations?* This question might seem far-fetched, yet answering it has profound implications: As LLMs become increasingly integrated into entertainment [4, 5], companionship [6, 7], and persona-cloning [8, 9] that simulate individual users, user expectations for these systems have shifted from task-oriented assistance toward persistent, personalized, and psychologically consistent interaction that more closely resembles human-like interaction patterns. When these capabilities are realized and effectively integrated, such systems may begin to exhibit early forms of affective intelligence [10], enabling more human-like personality consistency and long-term identity coherence. This represents a critical step toward higher-level artificial Emotional Intelligence (EI) [11].

Despite these evolving expectations, the current landscape of evaluation frameworks remains heavily constrained. Existing benchmarks primarily measure short- and long-term conversational context, explicit reasoning, memory recall, and end-to-end question-answering accuracy. While these efforts establish a foundational assessment framework for cognitive capabilities, merely advancing "conversation" and "memory" is insufficient. In the domain of evaluating the human-like psychology of AI agents, standardized evaluation frameworks are still in their early stages of development.

*Equal contribution. ✉ Corresponding author.

Table 1 | Comparison of HEART-BENCH with related benchmarks across six dimensions (see Appendix A for dimension definitions). ✓ yes; ✗ no; ~ partial.

Benchmark	Big-Five grounded	Lifespan coverage	Episodic memory	Scenario eval.	Expert annot.	Trait-driven decision
CharacterEval [16]	✗	✗	✗	✓	~	✗
PersonaHub [17]	✗	✗	✗	✓	✗	✗
LoCoMo [18]	✗	✗	✓	✓	✗	✗
CloneMem [19]	✓	~	✓	✗	✗	✗
PersonaLens [20]	✗	✗	~	✓	~	✗
PersonaMem [21]	✗	✗	~	✓	✗	✗
HEART-BENCH	✓	✓	✓	✓	✓	✓

To bridge this gap, we introduce HEART-BENCH (**H**uman-like **E**motion and **A**gent **R**eaction **T**est), a novel benchmark specifically designed to quantify the human-like psychology of AI Agents. Our benchmark aims to facilitate the development of “high-EI” AI agents and significantly enhance the user experience in human-AI interactions. Specifically, our benchmark simulates 11 diverse human characters. Each character is grounded in a foundational five-dimensional personality framework (e.g., the Big Five personality traits) and is intricately associated with 1,000 episodes of autobiographical memory [12] spanning distinct life stages. To rigorously evaluate the psychological manifestations of LLMs, we designed 64 evaluation scenarios woven into these key life milestones. Each (character, scenario) tuple is annotated by psychology experts with the expected behavioural decision, and the resulting annotations are assembled into multiple-choice questions (MCQs) in which the target character’s response is the ground truth and other characters’ responses to the same scenario serve as distractors. After systematic expert validation and filtering, HEART-BENCH contains 673 multiple-choice evaluation instances in total. During the evaluation process, the model is exposed to scenario triggers that elicit emotional responses, requiring the LLM to reason over the character’s basic publicly available settings and prior memories, and to select appropriate behavioral decisions.

We benchmark twelve frontier LLMs—spanning the GPT, Claude, Gemini, DeepSeek, and Qwen families—under three interactive settings (Naive-RAG [13], Mem0 [14], and PersonaDB [15]), together with a vanilla LLM baseline. Across all settings, even the strongest model (Gemini-3.1-Pro) achieves at most 63.3% accuracy, while most models remain below 40%, highlighting a clear performance bottleneck. We believe this benchmark provides a principled and scalable testbed for studying human-like emotion, personality consistency, and value alignment in LLM-based agents.

We summarize our contributions as follows:

- We propose HEART-BENCH, a high-quality benchmark comprising 11 validated characters and 64 challenging scenarios, accompanied by expert annotations and 673 multiple-choice questions.
- We provide a systematic evaluation framework to evaluate LLMs’ human-like psychology.
- We evaluate multiple LLMs in varying agentic settings. Results show that the ability of LLMs to exhibit human-like psychology remains limited.

2 Related Work

2.1 Personality Modeling in LLM Agents

The Big Five (OCEAN) framework [22] is the dominant operationalization of stable individual differences in personality psychology, with well-established predictive validity across cultures [23] and the lifespan [24]. A key theoretical insight is that personality is not a fixed behavioral template but a dynamic disposition. Fleeson’s whole-trait theory [25] frames each trait as a density distribution of behavioral states that shifts with situational demands, while Conway & Pleydell-Pearce [26] show that autobiographical memories are organized hierarchically around self-relevant goals, binding identity to lived experience. Young’s schema therapy [27] further documents how early maladaptive schemas—crystallized at developmentally critical periods—propagate their influence on emotional reactivity and decision-making throughout adulthood. These core insights from personality and clinical psychology remain largely unincorporated in existing LLM persona work.

Current LLM persona systems fall into two broad lines. The first encodes personality as a static profile injected at inference time: Character-LLM [28] and PersonaLLM [29] condition generation on fixed role descriptions or trait vectors, PersonaAgent [30] extends this with Big Five-conditioned behavioral adaptation, and RGMem [31] further modulates expression based on contextual relationships. The second line prioritizes memory infrastructure—MemGPT [32], HippoRAG [33], Mem0 [14], and A-MEM [34] provide scalable long-term retrieval substrates. While these offer necessary engineering foundations, neither line addresses the core psychological question: how does a character’s trait profile shape which experiences are encoded, how mood-congruent processes [35] color their emotional valence, and how this accumulated life history produces coherent, personality-driven responses in novel situations.

2.2 Benchmarks for Psychology-Grounded Agent Evaluation

Psychometric evaluation of LLMs. A growing body of work examines whether LLMs can exhibit human-like personality profiles. Prompted LLMs can simulate Big Five questionnaire responses with reasonable reliability [36], while subsequent studies apply MBTI or Big Five scales to characterize model behavior. However, these approaches use psychometric instruments as *input stimuli*—probing how models respond to trait questionnaires—rather than as *evaluation criteria* for whether behavioral decisions in rich, naturalistic contexts are consistent with a given personality profile. They also treat personality as a static, context-free attribute, overlooking its developmental dimension: McAdams’s narrative identity theory [37] establishes that personality is expressed through the life story an individual constructs over time, and Pasupathi et al. [38] show that self-relevant narration actively shapes trait expression across life stages. Psychometric snapshots capture neither of these longitudinal dynamics.

Persona and memory benchmarks. Conversational persona benchmarks typically supply a personality description via system prompt and then test factual or stylistic consistency. Long-horizon benchmarks such as LoCoMo [18] and LongMemEval [39] extend this to multi-session dialogues, but personality remains a static backdrop: the focus is on what agents recall, not on how trait profiles shape the encoding and emotional interpretation of experience. More recent work incorporates richer sources—CloneMem [19] uses heterogeneous data (diaries, social media) grounded in Big Five personas; RealMem [40] tracks goal consistency across project-oriented sessions; KnowMeBench [41] probes preference inference from personal narratives. These are meaningful steps, yet their primary evaluation targets remain closer to recall, preference inference, or goal-consistency tracking than to trait-grounded behavioural decision-making under controlled psychological scenarios. HEART-BENCH instead conditions every decision on a character’s Big Five profile and 1,000 trait-shaped autobiographical memories, and evaluates behavioural choice under controlled DIAMONDS-structured scenarios [42], shifting the evaluation target from recall and preference inference to trait-grounded behavioural decision-making.

Data substrates and evaluation depth. A shared limitation is the quality of underlying data. Most benchmarks rely on synthetic chat logs or sandboxed interactions, which lack the sensory concreteness and introspective density that characterize genuine autobiographical memory [43]. Such shallow substrates constrain what evaluation can detect: without episodic content structured around perceptual, affective, and somatic dimensions, benchmarks cannot distinguish agents that reason from stable psychological principles from those that merely pattern-match on surface cues. The absence of lifespan-grounded coverage further means that no existing benchmark can assess whether personality remains coherent across developmental transitions—the longitudinal consistency that McAdams [37] identifies as the hallmark of integrated personal identity. HEART-BENCH addresses both gaps by generating each memory under Rubin’s Basic Systems [43] Model with integrated sensory, dialogic, introspective, somatic, and aftermath content, and distributing the 11,000-memory corpus across eight Erikson–Levinson developmental stages [44, 45] from ages 6 to 50. Table 1 summarizes how HEART-BENCH differs from representative prior benchmarks across six dimensions central to psychology-grounded evaluation.

3 HEART-BENCH

3.1 Overview

Figure 1 illustrates the full pipeline of HEART-BENCH. The benchmark comprises two components—an 11-persona *character set* grounded in the Big Five [22] and Schwartz’s value theory [46], with each character equipped with 1,000 long-horizon memories, and a *scenario suite* of 64 character-agnostic situations that span the eight DIAMONDS [42] dimensions—*Duty, Intellect, Adversity, Mating, Positivity, Negativity, Deception, and Sociality*—across the lifespan.

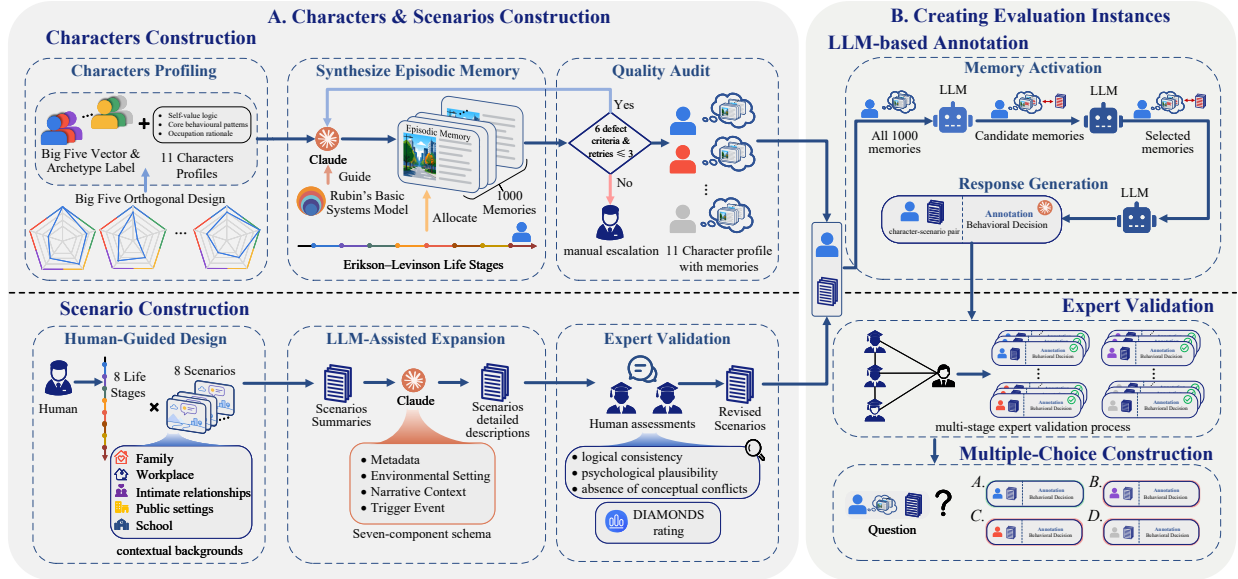


Figure 1 | The pipeline has four stages: character construction for generating stable personas and scenario construction to elicit behavioral differences. This is followed by ground-truth annotation to define expected responses, and finally conversion into MCQ format for model evaluation.

Each (character, scenario) tuple is annotated and validated by experts with the expected behavioural decision, and the resulting annotations are assembled into multiple-choice questions in which the target character’s response is the ground truth and other characters’ responses to the same scenario serve as distractors. After systematic human validation and filtering, HEART-BENCH contains 673 multiple-choice evaluation instances in total.

3.2 Characters Construction

To construct AI characters capable of demonstrating genuine psychological depth, we define a character as a psychologically grounded entity: $c = (\mathbf{p}, \{m_i\}_{i=1}^T)$. Here, $\mathbf{p} = (O, C, E, A, N) \in [0, 1]^5$ denotes a Big Five trait vector, and $\{m_i\}_{i=1}^T$ represents a lifelong sequence of autobiographical memories [12]. Rather than relying on superficial prompts, we engineer these characters through a rigorous, three-stage developmental pipeline.

Stage 1: Character Profiling. The foundation of our benchmark requires clean attribution: if an AI agent behaves a certain way, we must be able to trace it back to a specific psychological trait without confounding variables. Unlike prior persona-based benchmarks that inject loosely defined personality descriptions at inference time [28, 29], we adopt a principled Big Five orthogonal design [22] in which each character is anchored to a single dominant trait at an extreme value, enabling controlled, interpretable comparisons across characters. Concretely, we isolate each of the five OCEAN dimensions by creating one high-extreme ($p = 0.95$) and one low-extreme ($p = 0.10$) profile per trait, alongside one neutral baseline ($p = 0.50$ on all dimensions). This yields $|\mathcal{C}| = 11$ archetypes (summarized in Table 4) with a strict pairwise ℓ_∞ separation: $\forall i \neq j, \|\mathbf{p}_i - \mathbf{p}_j\|_\infty \geq 0.45$. This separation ensures that behavioural differences between any two characters are primarily attributable to a single dominant trait, substantially reducing the risk of confounded comparisons.

To maintain ecological validity, each character is assigned an occupation congruent with their dominant trait (e.g., a high-Neuroticism freelance creator versus a low-Neuroticism community general practitioner). Furthermore, each profile encodes a distinct "self-value logic" and eight core behavioral patterns, which act as strict constraints for downstream memory generation (see Appendix B.1 for full character specifications and Appendix G.1 for the generation prompt).

Table 2 | Statistics of HEART-BENCH.

Statistic	Value
Characters	11
Memories / character	1,000
Length / character	$\sim 1.4\text{M}$ tokens
Life stages	8 (ages 6–50)
Scenarios	64
MCQs	673

Stage 2: Synthesizing Autobiographical Memories. While the Big Five trait vectors provide the static skeleton of a character’s profile, genuine human psychology is dynamically shaped by cumulative life experiences. In narrative psychology, **autobiographical memories** [12] serve as the bedrock of identity—they dictate how an individual interprets the present, evaluates threats, and makes future decisions. To transform our AI characters into agents with true psychological depth, we populate their lifespans with 1,000 episodic memories, each structured around Rubin’s Basic Systems Model [43] (Figure 2). Rather than a sterile log of actions, every narrative organically weaves together five perceptual-cognitive dimensions: *sensory detail*, *dialogue reconstruction*, *inner monologue*, *somatic response*, and *aftermath* (full definitions in Appendix B.3).

To ground memories in age-appropriate experiences, we map the character’s lifespan onto eight developmental macro-stages $\mathcal{S} = \{s_1, \dots, s_8\}$ by integrating Erikson’s psychosocial stages [44] (ages 6–18) with Levinson’s adult seasons [47, 45] (ages 18–50; see Appendix B.6). Memory quota is then distributed across $T = 45$ one-year age bins via a salience weight w_t , namely $q_t = \lfloor d \cdot w_t / \sum_j w_j \rfloor$, where w_t is elevated at critical transitions (Adolescence, Early Adult Transition, Age-30 Re-appraisal) and decreases toward midlife [26, 27, 12], yielding a naturally dense, human-like memory distribution (Table 8).

All memories are generated using Claude Sonnet 4.6, with the system prompt injecting \mathbf{p}_i , the life-stage context, and diversity constraints across five scenario domains (workplace, interpersonal, health, creative, daily life). Full generation details are in Appendix B.3; the complete system prompt is in Appendix G.2.

Stage 3: Quality Audit Large-scale LLM generation inevitably introduces semantic drift and logical contradictions that rigid formatting validators cannot detect. To guarantee the high fidelity of the memory corpus, we implement a rigorous heuristic auditing framework. Each generated memory is evaluated against six automated defect criteria (details in Appendix B.4). A memory m successfully passes the audit if and only if it violates zero criteria. Memories that fail the audit enter a targeted, closed-loop repair mechanism. Once fully validated, the memories undergo final integration. They are deduplicated by id, sorted chronologically by age (τ), and compiled into a continuous, 1,000-entry timeline per character. Finally, to prevent demographic confounding variables from skewing downstream LLM evaluations, we sanitize the dataset by replacing all specific character identifiers with gender-neutral labels (e.g., *Role A*) [48]. The complete schema specification and final corpus statistics are detailed in Appendix B.6.

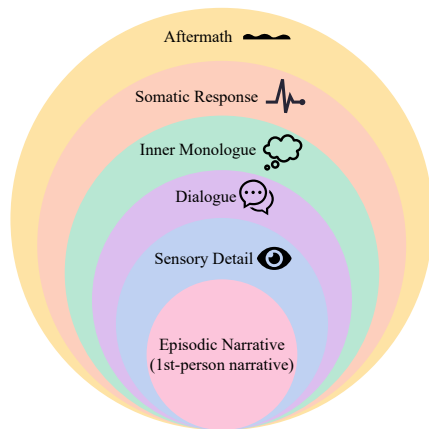


Figure 2 | Rubin’s Basic Systems Model [43] as applied to Episodic Narrative generation. Each narrative organically integrates all five dimensions; their presence is verified in the Quality Audit stage (Appendix B.4).

3.3 Scenarios Construction

A scenario serves as a structured psychological situation that triggers the AI agent to make a behavioural decision (see Appendix C.1 for a complete example). Formally, a scenario is defined as a tuple $s = \langle m, \mathcal{C}_{env}, \mathcal{C}_{narrative}, e_{trigger} \rangle$, where m is the developmental and semantic metadata bundling identifiers, scenario name, category, target life stage, age range ($\tau \in [6, 50]$), agent description, and intensity level; \mathcal{C}_{env} describes the environmental context (e.g., location, time, and atmosphere); $\mathcal{C}_{narrative}$ specifies the narrative background; and $e_{trigger}$ represents the decision-triggering event that forces the character to make a behavioral decision. Crucially, all scenarios are character-agnostic, written as universal situational descriptions that apply uniformly across the entire character set. This design isolates the agent’s internal personality as the sole independent variable, enabling controlled, fair cross-persona comparisons of behavioral responses under identical external stimuli. Note that, despite this character-agnostic design, a small number of character–scenario pairs remain inherently incompatible (e.g., a romantic-partner scenario assigned to a character who is not in a romantic relationship); we explicitly disable such pairs during instance assembly.

Stage 1: Human-Guided Blueprinting. To ensure structural diversity, clinical experts manually draft the foundational summaries for all scenarios, utilizing the DIAMONDS [42] framework to systematically map out the psychological situation space. We design exactly 8 scenarios per developmental life stage, yielding 64 scenarios across the eight stages in total. These summaries span a highly diverse set of socio-environmental contexts—including family dynamics, school

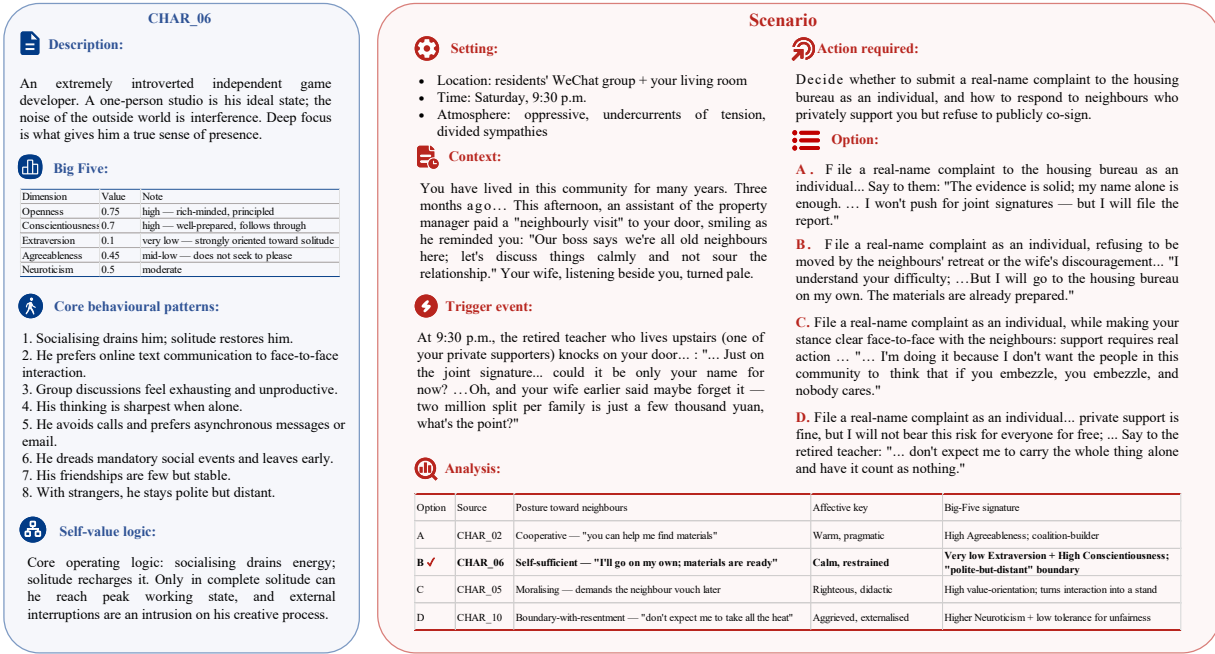


Figure 3 | An Example Instance from HEART-BENCH. Options differ in pragmatic realization by personality traits, requiring reasoning about behavior–personality alignment beyond surface semantics.

and academic pressures, workplace politics, intimate relationships, and public spaces. Each summary establishes the core situational tension and psychological stakes while strictly maintaining the character-agnostic constraint.

Stage 2: LLM-Assisted Expansion. We leverage Claude Opus 4.6 [49] to expand the expert-drafted summaries into fully realized, high-fidelity scenarios based on a four-component schema (metadata, environmental setting, narrative context, trigger event), enforcing structural consistency across developmental metadata, psychological grounding, and environmental context. The full schema and a complete worked example are given in Appendix C.1.

Stage 3: Expert Validation. The generated scenarios are validated by two doctoral-level psychology researchers along two complementary lenses: the DIAMONDS [42] taxonomy verifies that each of its eight situational characteristics is exercised across both ends of its intensity range, and Schwartz’s value circumplex [46] verifies that the central tensions align with theoretically opposing value pairs on the circumplex. The resulting rating distribution and value-conflict spectrum confirm a broad, non-degenerate engagement of the psychological situation space (validation protocol and full coverage distributions in Appendix C.2).

3.4 Creating Evaluation Instances

Having built the character and scenario sets, we create test instances through a systematic expert annotation and validation process. An evaluation instance is formulated as a multiple-choice question (MCQ), indicating the behavioural response of a character in a specific scenario.

Stage 1: Automated Annotation with LLMs. For each (character, scenario) pair, we annotate the ground-truth behavioural response in two steps: memory activation, a coarse-to-fine retrieval over the character’s 1,000 episodic memories that retains the top 50 most relevant entries; and response generation, in which a single annotation model is conditioned jointly on the character’s full personality profile (Big Five traits, Schwartz value orientations, and self-narrative) and the activated memories, so that the generated *final decision* is grounded in both *who the character is* and *what the character has lived through*. Full pipeline details, including the underlying annotation models, the corresponding system prompts, and an example annotation, are provided in Appendix D.1.

Stage 2: Expert Validation. A four-expert team—three primary annotators with 5+ years of personality-assessment experience and one senior arbitrator with dual expertise in psychology and computer science—then validates every annotation under a consensus-then-arbitration rule. The protocol first discards (character, scenario) pairs that any annotator deems fundamentally unsuitable, then for each surviving pair adopts the LLM annotation directly when

all three primary annotators rate it *acceptable as-is*, and otherwise escalates to the arbitrator. In total, 31 pairs were discarded and 673 expert-validated gold annotations remain; over half of the surviving cases passed unanimously without arbitration, and the per-token edit rate over the LLM-generated content is approximately 15%. Full validation rules and rating scale are detailed in Appendix D.2.

Stage 3: Test Instance Assembly. Following validation, the resulting 673 expert-verified annotations form the foundation for constructing the test instances. For a given scenario, the target character’s validated response serves as the correct option, while three distractors are drawn from the validated responses of the other ten characters to the same scenario, with Claude-Sonnet-4.6 selecting the three that are neither semantically too similar to the target (which would make the question ambiguous) nor obviously irrelevant (which would make the correct option trivially identifiable). The four options are randomly shuffled to remove positional bias, yielding a total of 673 MCQs. Full distractor-selection rules are in Appendix D.3.

3.5 Example of HEART-BENCH

Figure 3 presents a representative MCQ from HEART-BENCH under the *community injustice* scenario in the *settling_down* life stage. All options share the same surface-level action—filing an individually-named complaint to the housing bureau. However, they result in systematically different pragmatic realizations of the same underlying behavior, reflecting variation in initiative, social interaction style, and affective stance induced by personality differences. This example illustrates the core challenge of HEART-BENCH: superficially similar options may differ in their fine-grained pragmatic realizations, reflecting underlying differences in personality traits or value considerations. Correct answers thus require reasoning over the alignment between behavioral expression and underlying personality structure, rather than surface-level action semantics. In addition, HEART-BENCH also includes cases where options differ not only in pragmatic realization but also in the coarse-grained direction of behavior, which are comparatively easier and serve as complementary evaluation instances. We provide a detailed behavioral and personality-level analysis of this example in Appendix D.4.

4 Experiments

4.1 Experimental Setup

Language Models We evaluate how frontier LLMs perform in psychologically grounded decision-making by constructing a broad model panel covering leading open-source and closed-source families, spanning flagship and lightweight variants. On the **open-source** side, we include the *DeepSeek* family (*V3.2* [50], *V4-Flash*, and *V4-Pro* [51]) and the *Qwen3.5* series at three scales (*35B-A3B*, *122B-A10B*, *397B-A17B*) [52]. On the **closed-source** side, we include OpenAI’s *GPT-5.4-mini* and *GPT-5.4* [53], Anthropic’s *Claude-Haiku-4.5* [54] and *Claude-Sonnet-4.6* [55], and Google’s *Gemini-3-Flash* [56] and *Gemini-3.1-Pro* [3]. All models use default decoding settings with temperature set to 0.

Interactive Settings We evaluate LLMs using three interactive frameworks: Naive-RAG [13], Mem0 [14], and PersonaDB [15], along with a *Vanilla LLM* setting that serves as a reference of the model’s intrinsic persona without external memory augmentation. Naive-RAG serves as a minimal retrieval baseline, while Mem0 introduces structured consolidation of past interactions, and PersonaDB further organizes information into persona-specific fields to enable attribute-aware retrieval. Across all three frameworks we use *Qwen3-Embedding-4B* [57] as the embedding model and we use *GPT-5.4-mini* [53] as the auxiliary memory-management model that drives Mem0’s consolidation and PersonaDB’s persona-attribute organization, so that any performance differences across frameworks reflect the retrieval/memory paradigm itself rather than incidental encoder or controller choices. For retrieval depth, we set $k=30$ for Naive-RAG and PersonaDB, and $k=150$ for Mem0. The larger budget in Mem0 compensates for its consolidation step, which decomposes each character memory into roughly five fact-level elements, making $k=150$ comparable in retrieved episodic content to $k=30$ in the other frameworks.

Evaluation Metrics We adopt *Accuracy* as the evaluation metric, defined as the proportion of correct MCQs that the agent selects, and report results over 673 questions.

4.2 Results and Discussion

We evaluate twelve frontier LLMs on the full 673-question MCQ benchmark under the three interactive settings introduced above (Naive-RAG, Mem0, and PersonaDB). For each setting, the prompt exposes only the character ID,

Table 3 | Accuracy on HEART-BENCH across all settings. Interactive Avg. denotes the average accuracy over the three interactive settings: Naive-RAG, Mem0, and PersonaDB, excluding the Vanilla LLM baseline. Gemini-3.1-Pro achieves the best performance among all models.

Model	Vanilla LLM	Naive-RAG	Mem0	PersonaDB	Interactive Avg.
<i>Open-source</i>					
DeepSeek-V3.2	0.285	0.412	0.425	0.428	0.422
DeepSeek-V4-Flash	0.278	0.348	0.336	0.328	0.337
DeepSeek-V4-Pro	0.291	0.407	0.372	0.367	0.382
Qwen3.5-35B-A3B	0.254	0.370	0.372	0.366	0.369
Qwen3.5-122B-A10B	0.264	0.391	0.394	0.389	0.391
Qwen3.5-397B-A17B	0.275	0.403	0.406	0.404	0.404
<i>Closed-source</i>					
GPT-5.4-mini	0.288	0.330	0.343	0.322	0.332
GPT-5.4	0.278	0.372	0.366	0.351	0.363
Claude-Haiku-4.5	0.245	0.357	0.363	0.376	0.365
Claude-Sonnet-4.6	0.257	0.401	0.389	0.401	0.397
Gemini-3-Flash	0.253	0.563	0.541	0.525	0.543
Gemini-3.1-Pro	0.264	0.633	0.624	0.624	0.627

occupation, and de-identified retrieved memories—the underlying Big Five vector, value logic, and behavioural patterns are strictly withheld to prevent leakage of the gold annotation. Table 3 reports overall behavioural accuracy.

Model capability dominates over retrieval design. The single most striking observation is the asymmetry between the model axis and the method axis. Across the twelve models evaluated under all three settings, the spread between the best- and worst-performing model exceeds 30% (63.3% vs 33.0%), whereas the average gap between the best and worst retrieval method on a given model is only 1.7% and never exceeds 4%. The Spearman rank correlation between any pair of methods is $\rho > 0.98$. This indicates that, under our leakage-controlled prompt protocol, behavioural accuracy is bottlenecked by the model’s intrinsic capability for psychologically grounded reasoning rather than by the structure of its long-term memory backend. Figure 4 visualises this pattern: the three retrieval-configuration polygons nearly overlap for every model spoke, while the gap between families is pronounced.

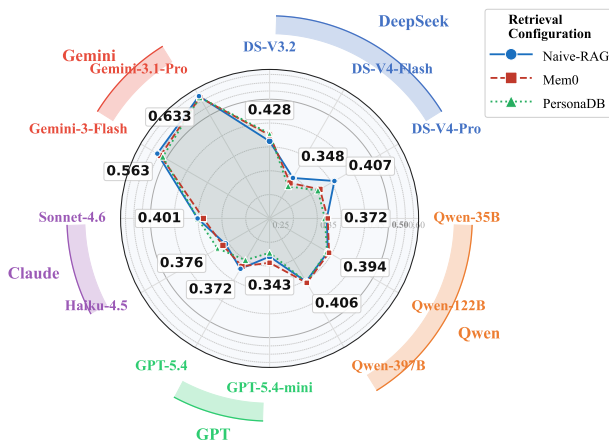


Figure 4 | Behavioural accuracy for all 12 models, shown separately for the three interactive settings. Each spoke represents a model; models are grouped by family (color-coded arcs).

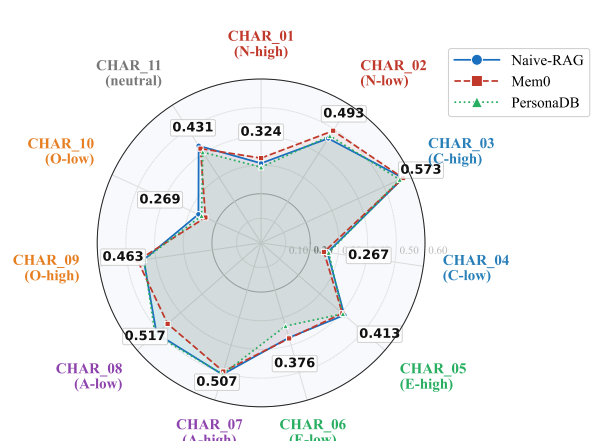


Figure 5 | Per-character behavioural accuracy averaged over evaluated LLMs for each interactive setting. Characters sharing a Big Five dimension use the same color.

Naive-RAG is a simple but strong baseline. More complex agent configurations do not yield significant improvements over the simplest Naive-RAG baseline, and in fact underperform Naive-RAG on 6 out of 12 evaluated models. This suggests that more sophisticated memory integration mechanisms (e.g., Mem0) or persona-structured retrieval approaches

(e.g., PersonaDB) do not reliably enhance behavioral decision-making in large language models through improved memory representations. We attribute this phenomenon to two factors: (1) with approximately 30 episodic memories per character, the retrieved contextual information is already sufficient to encode salient aspects of personality and value orientation, shifting the performance bottleneck to the model’s ability to correctly reason over and interpret these signals; and (2) the additional summarization and structural abstraction steps introduced in Mem0 and PersonaDB may induce non-trivial information loss. In particular, an excessive focus on feature-level abstraction can obscure latent personality cues embedded in raw episodic memories, thereby weakening the utility of memory for personality- and value-grounded decision-making.

Headroom and ceiling. The Gemini model family exhibits particularly strong performance, suggesting either stronger general reasoning over persona-conditioned evidence or better calibration on behavioural-choice tasks. However, even the best-performing variants achieve only 63.3%. In contrast, all other models fall within a substantially lower range of 33% to 42%, indicating that the task remains highly challenging for current large language models. Overall, these results suggest that existing LLMs still struggle to infer latent personality traits and value orientations from historical episodic memories, and to maintain a consistent persona when selecting optimal behavioral actions. This limitation can be further decomposed into two aspects: (1) models fail to reliably extract implicit personality and value signals from memory-based experiences; and (2) models struggle to distinguish how different candidate actions reflect distinct persona-consistent decision policies, i.e., mapping actions to the corresponding identity- and value-aligned behavior space.

Character-level variation reveals personality-dependent difficulty. Figure 5 reports per-character behavioral accuracy averaged over evaluated LLMs for each interactive setting, revealing an overall trend that low-extreme characters tend to be harder than their high-extreme counterparts. C-High (CHAR_03) reaches 57.3%, whereas C-Low (CHAR_04, 26.7%) and O-Low (CHAR_10, 26.9%) are the two hardest characters. Low-trait characters tend to express their personality through the *absence* of a behavioural drive—restraint, avoidance, or emotional flatness—which produces less distinctive episodic memory content and weakens the personality signal available to the retrieval and reasoning pipeline. N-High (CHAR_01, 32.4%) is a notable exception: although its memories are emotionally intense, the resulting behaviour (hesitation, self-attack) is easily confused with generic anxiety responses, making it similarly hard to distinguish.

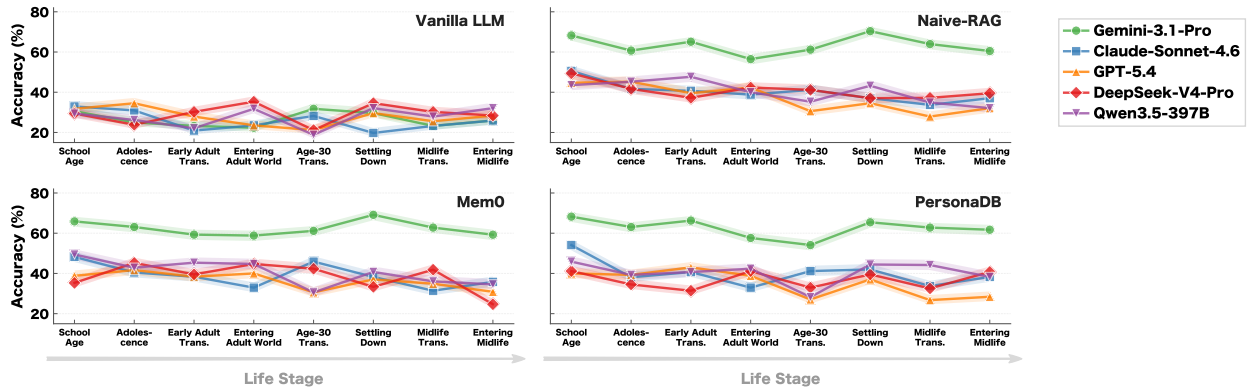


Figure 6 | Per-life-stage behavioural accuracy across the Vanilla LLM baseline and three interactive settings. Each line represents the best-in-family model.

Accuracy degrades for later life stages. Figure 6 breaks down accuracy by developmental stage. Accuracy peaks at School Age (47.1%) and generally declines toward midlife, with Age-30 Transition (37.4%) and Midlife Transition (37.9%) recording the lowest scores; a partial recovery at Settling Down (43.1%) suggests that this stage’s scenarios may have more stereotypical behavioral signatures that models can exploit. We attribute the declining trend to two compounding factors: later life stages involve greater contextual complexity and more nuanced value conflicts, making it harder to infer the personality-consistent option from retrieved memories alone; and the episodic memory density for midlife stages is intentionally lower under our salience-weighted quota scheme (Appendix B.6), providing the retrieval pipeline with a thinner evidential base. Gemini-3.1-Pro maintains a pronounced lead across all stages, while the remaining models cluster tightly regardless of stage, confirming that the performance gap is driven by intrinsic model capability rather than stage-specific difficulty.

5 Conclusion

In this work, we presented HEART-BENCH, the first comprehensive benchmark dedicated to assessing human-like psychology and personality consistency in LLM agents. Our benchmark jointly models (i) diverse character profiles grounded in complementary psychological dimensions, including stable personality traits and value-driven preferences, and (ii) a structured set of character-agnostic scenarios designed to systematically span a wide range of situational attributes, such as duty, adversity, social interaction, and emotional valence. Each character–scenario pair defines a decision-making task that evaluates behavioral choices grounded in the character’s lived experience, providing an expert-validated proxy for human-like psychological reaction in synthetic character scenarios. We hope HEART-BENCH will establish a new standard for future research into psychologically grounded evaluation.

References

- [1] Anthropic. Introducing Claude Opus 4.7. <https://www.anthropic.com/news/claude-opus-4-7>, 2026. Accessed: 2026-05-06.
- [2] OpenAI. Introducing GPT-5.5. <https://openai.com/index/introducing-gpt-5-5/>, 2026. Accessed: 2026-05-06.
- [3] Google DeepMind. Gemini 3.1 Pro: A smarter model for your most complex tasks. <https://blog.google/innovation-and-ai/models-and-research/gemini-models/gemini-3-1-pro/>, 2026. Accessed: 2026-05-06.
- [4] Jiangjie Chen, Xintao Wang, Rui Xu, Siyu Yuan, Yikai Zhang, Wei Shi, Jian Xie, Shuang Li, Ruihan Yang, Tinghui Zhu, Aili Chen, Nianqi Li, Lida Chen, Caiyu Hu, Siye Wu, Scott Ren, Ziquan Fu, and Yanghua Xiao. From persona to personalization: A survey on role-playing language agents. *arXiv preprint arXiv:2404.18231*, 2024.
- [5] Yu-Min Tseng, Yu-Chao Huang, Teng-Yun Hsiao, Wei-Lin Chen, Chao-Wei Huang, Yu Meng, and Yun-Nung Chen. Two tales of persona in llms: A survey of role-playing and personalization. In *Findings of the Association for Computational Linguistics: EMNLP 2024*, pages 16612–16631, 2024.
- [6] Bethanie Maples, Merve Cerit, Aditya Vishwanath, and Roy Pea. Loneliness and suicide mitigation for students using gpt3-enabled chatbots. *npj mental health research*, 3(1):4, 2024.
- [7] Jason Phang, Michael Lampe, Lama Ahmad, Sandhini Agarwal, Cathy Mengying Fang, Auren R Liu, Valdemar Danry, Eunhae Lee, Samantha WT Chan, Pat Pataranutaporn, et al. Investigating affective use and emotional well-being on chatgpt. *arXiv preprint arXiv:2504.03888*, 2025.
- [8] Jiale Wei, Xiang Ying, Tao Gao, Fangyi Bao, Felix Tao, and Jingbo Shang. Ai-native memory 2.0: Second me. *arXiv preprint arXiv:2503.08102*, 2025.
- [9] Donggun Lee, Suyoun Lee, Hyunseung Lim, and Hwajung Hong. Creating text-based ai clones of myself: Exploring perceptions, development strategies, and challenges. *International Journal of Human-Computer Studies*, 208:103692, 2026.
- [10] George E Marcus, W Russell Neuman, and Michael MacKuen. *Affective intelligence and political judgment*. University of Chicago Press, 2000.
- [11] Peter Salovey and John D Mayer. Emotional intelligence. *Imagination, cognition and personality*, 9(3):185–211, 1990.
- [12] Jofferson A Singer. Seeing one’s self: Locating narrative memory in a framework of personality. *Journal of Personality*, 63(3):429–457, 1995.
- [13] Patrick Lewis, Ethan Perez, Aleksandra Piktus, Fabio Petroni, Vladimir Karpukhin, Naman Goyal, Heinrich Küttler, Mike Lewis, Wen-tau Yih, Tim Rocktäschel, et al. Retrieval-augmented generation for knowledge-intensive nlp tasks. *Advances in neural information processing systems*, 33:9459–9474, 2020.
- [14] Prateek Chhikara, Dev Khant, Saket Aryan, Taranjeet Singh, and Deshraj Yadav. Mem0: Building production-ready ai agents with scalable long-term memory. *arXiv preprint arXiv:2504.19413*, 2025.
- [15] Chenkai Sun, Ke Yang, Revanth Gangi Reddy, Yi Fung, Hou Pong Chan, Kevin Small, ChengXiang Zhai, and Heng Ji. Persona-db: Efficient large language model personalization for response prediction with collaborative data refinement. In *Proceedings of the 31st International Conference on Computational Linguistics*, pages 281–296, 2025.
- [16] Quan Tu, Shilong Fan, Zihang Tian, Tianhao Shen, Shuo Shang, Xin Gao, and Rui Yan. Charactereval: A chinese benchmark for role-playing conversational agent evaluation. In *Proceedings of the 62nd Annual Meeting of the Association for Computational Linguistics (Volume 1: Long Papers)*, pages 11836–11850, 2024.

- [17] Tao Ge, Xin Chan, Xiaoyang Wang, Dian Yu, Haitao Mi, and Dong Yu. Scaling synthetic data creation with 1,000,000,000 personas. *arXiv preprint arXiv:2406.20094*, 2024.
- [18] Adyasha Maharana, Dong-Ho Lee, Sergey Tulyakov, Mohit Bansal, Francesco Barbieri, and Yuwei Fang. Evaluating very long-term conversational memory of llm agents. In *Proceedings of the 62nd Annual Meeting of the Association for Computational Linguistics (Volume 1: Long Papers)*, pages 13851–13870, 2024.
- [19] Sen Hu, Zhiyu Zhang, Yuxiang Wei, Xueran Han, Zhenheng Tang, Huacan Wang, and Ronghao Chen. Clonemem: Benchmarking long-term memory for ai clones. *arXiv preprint arXiv:2601.07023*, 2026.
- [20] Zheng Zhao, Clara Vania, Subhradeep Kayal, Naila Khan, Shay B Cohen, and Emine Yilmaz. Personalens: A benchmark for personalization evaluation in conversational ai assistants. In *Findings of the Association for Computational Linguistics: ACL 2025*, pages 18023–18055, 2025.
- [21] Bowen Jiang, Zhuoqun Hao, Young-Min Cho, Bryan Li, Yuan Yuan, Sihao Chen, Lyle Ungar, Camillo J Taylor, and Dan Roth. Know me, respond to me: Benchmarking llms for dynamic user profiling and personalized responses at scale. *arXiv preprint arXiv:2504.14225*, 2025.
- [22] Robert R McCrae and Oliver P John. An introduction to the five-factor model and its applications. *Journal of personality*, 60(2):175–215, 1992.
- [23] Robert R McCrae and Paul T Costa. Personality trait structure as a human universal. *American Psychologist*, 52(5):509–516, 1997.
- [24] Brent W Roberts, Nathan R Kuncel, Rebecca Shiner, Avshalom Caspi, and Lewis R Goldberg. The power of personality: The comparative validity of personality traits, socioeconomic status, and cognitive ability for predicting important life outcomes. *Perspectives on Psychological Science*, 2(4):313–345, 2007.
- [25] William Fleeson. Toward a structure- and process-integrated view of personality: Traits as density distributions of states. *Journal of Personality and Social Psychology*, 80(6):1011–1027, 2001.
- [26] Martin A Conway and Christopher W Pleydell-Pearce. The construction of autobiographical memories in the self-memory system. *Psychological review*, 107(2):261, 2000.
- [27] Jeffrey E. Young, Janet S. Klosko, and Marjorie E. Weishaar. *Schema Therapy: A Practitioner’s Guide*. Guilford Press, 2006.
- [28] Yunfan Shao, Linyang Li, Junqi Dai, and Xipeng Qiu. Character-LLM: A trainable agent for role-playing. In *Proceedings of the 2023 Conference on Empirical Methods in Natural Language Processing*, pages 13153–13187, 2023.
- [29] Hang Jiang, Xiajie Zhang, Xubo Cao, Cynthia Breazeal, Deb Roy, and Jad Kabbara. PersonaLLM: Investigating the ability of large language models to express personality traits. In *Findings of the association for computational linguistics: NAACL 2024*, pages 3605–3627, 2024.
- [30] Weizhi Zhang, Xinyang Zhang, Chenwei Zhang, Liangwei Yang, Jingbo Shang, Zhepei Wei, Henry Peng Zou, Zijie Huang, Zhengyang Wang, Yifan Gao, Xiaoman Pan, Lian Xiong, Jingguo Liu, Philip S. Yu, and Xian Li. PersonaAgent: When large language model agents meet personalization at test time. *arXiv preprint arXiv:2506.06254*, 2025.
- [31] Ao Tian, Yunfeng Lu, Xinxin Fan, Changhao Wang, Lanzhi Zhou, Yeyao Zhang, and Yanfang Liu. Rgmem: Renormalization group-based memory evolution for language agent user profile. *arXiv preprint arXiv:2510.16392*, 2025.
- [32] Charles Packer, Vivian Fang, Shishir_G Patil, Kevin Lin, Sarah Wooders, and Joseph_E Gonzalez. Memgpt: towards llms as operating systems. 2023.
- [33] Bernal J Gutiérrez, Yiheng Shu, Yu Gu, Michihiro Yasunaga, and Yu Su. Hipporag: Neurobiologically inspired long-term memory for large language models. *Advances in neural information processing systems*, 37:59532–59569, 2024.
- [34] Wujiang Xu, Zujie Liang, Kai Mei, Hang Gao, Juntao Tan, and Yongfeng Zhang. A-mem: Agentic memory for LLM agents. *arXiv preprint arXiv:2502.12110*, 2025.
- [35] Gordon H Bower. Mood and memory. *American psychologist*, 36(2):129, 1981.
- [36] Greg Serapio-García, Mustafa Safdari, Clément Crepy, Luning Sun, Stephen Fitz, Peter Romero, Marwa Abdulhai, Aleksandra Faust, and Maja Matarić. Personality traits in large language models. *arXiv preprint arXiv:2307.00184*, 2023.
- [37] Dan P McAdams. The psychology of life stories. *Review of general psychology*, 5(2):100–122, 2001.

- [38] Monisha Pasupathi, Emma Mansour, and Jed R Brubaker. Developing a life story: Constructing relations between self and experience in autobiographical narratives. *Human development*, 50(2-3):85–110, 2007.
- [39] Di Wu, Hongwei Wang, Wenhao Yu, Yuwei Zhang, Kai-Wei Chang, and Dong Yu. Longmemeval: Benchmarking chat assistants on long-term interactive memory. *arXiv preprint arXiv:2410.10813*, 2024.
- [40] Haonan Bian, Zhiyuan Yao, Sen Hu, Zishan Xu, Shaolei Zhang, Yifu Guo, Ziliang Yang, Xueran Han, Huacan Wang, and Ronghao Chen. Realmem: Benchmarking LLMs in real-world memory-driven interaction. *arXiv preprint arXiv:2601.06966*, 2026.
- [41] Tingyu Wu, Zhisheng Chen, Ziyang Weng, Shuhe Wang, Chenglong Li, Shuo Zhang, Sen Hu, Silin Wu, Qizhen Lan, Huacan Wang, et al. Knowme-bench: Benchmarking person understanding for lifelong digital companions. *arXiv preprint arXiv:2601.04745*, 2026.
- [42] John F Rauthmann, David Gallardo-Pujol, Emmanuel M Guillaume, Emma Todd, Christopher S Nave, Robert A Sherman, Matthias Ziegler, and David C Funder. The situational eight diamonds: A taxonomy of major dimensions of situation characteristics. *Journal of Personality and Social Psychology*, 107(4):677–718, 2014.
- [43] David C. Rubin. The basic-systems model of autobiographical memory. *Perspectives on Psychological Science*, 1(1):3–11, 2006.
- [44] Erik H. Erikson. *Childhood and Society*. W. W. Norton & Company, New York, 2nd edition, 1963.
- [45] Daniel J. Levinson, Charlotte N. Darrow, Edward B. Klein, Maria H. Levinson, and Braxton McKee. *The Seasons of a Man's Life*. Knopf, New York, 1978.
- [46] Shalom H Schwartz. Universals in the content and structure of values: Theoretical advances and empirical tests in 20 countries. In *Advances in experimental social psychology*, volume 25, pages 1–65. Elsevier, 1992.
- [47] Daniel J. Levinson. A conception of adult development. *American Psychologist*, 41(1):3–13, 1986.
- [48] Tony Sun, Andrew Gaut, Shirlyn Tang, Yuxin Huang, Mai ElSherief, Jieyu Zhao, Diba Mirza, Elizabeth Belding, Kai-Wei Chang, and William Yang Wang. Mitigating gender bias in natural language processing: Literature review. In *Proceedings of the 57th annual meeting of the association for computational linguistics*, pages 1630–1640, 2019.
- [49] Anthropic. Introducing Claude Opus 4.6. <https://www.anthropic.com/news/claude-opus-4-6>, 2026. Accessed: 2026-05-06.
- [50] DeepSeek-AI. Deepseek-v3.2: Pushing the frontier of open large language models, 2025.
- [51] DeepSeek-AI. Deepseek-v4: Towards highly efficient million-token context intelligence, 2026.
- [52] Qwen Team. Qwen3.5: Towards native multimodal agents, February 2026.
- [53] OpenAI. Introducing GPT-5.4. <https://openai.com/index/introducing-gpt-5-4/>, 2026. Accessed: 2026-05-06.
- [54] Anthropic. Introducing Claude Haiku 4.5. <https://www.anthropic.com/news/claude-haiku-4-5>, 2025. Accessed: 2026-05-06.
- [55] Anthropic. Introducing Claude Sonnet 4.6. <https://www.anthropic.com/news/claude-sonnet-4-6>, 2026. Accessed: 2026-05-06.
- [56] Google DeepMind. Gemini 3 Flash model card. <https://blog.google/products-and-platforms/products/gemini/gemini-3-flash/>, 2025. Accessed: 2026-05-06.
- [57] Yanzhao Zhang, Mingxin Li, Dingkun Long, Xin Zhang, Huan Lin, Baosong Yang, Pengjun Xie, An Yang, Dayiheng Liu, Junyang Lin, Fei Huang, and Jingren Zhou. Qwen3 embedding: Advancing text embedding and reranking through foundation models. *arXiv preprint arXiv:2506.05176*, 2025.

Appendices

A	Benchmark Comparison Dimensions	14
B	Character Construction and Memory Pipeline	14
	B.1 Profile Specification	14
	B.2 Memory Quota Allocation	14
	B.3 Memory Generation Protocol	15
	B.4 Quality Audit and Repair	16
	B.5 Memory Schema	16
	B.6 Dataset Statistics	16
C	Scenario Construction and Validation	16
	C.1 Scenario Schema and Example	17
	C.2 Validation Protocol and Coverage	17
D	Evaluation Instance Construction	18
	D.1 Automated Annotation Pipeline	18
	D.2 Expert Validation Protocol	18
	D.3 MCQ Assembly	19
	D.4 Analysis of an Example	19
E	Model–Model Agreement Analysis	20
F	Limitations and Future Works	21
G	Prompts	21
	G.1 Character Generation Prompt	21
	G.2 Memory Generation Prompt	22
	G.3 Scenario Expansion Prompt	23
	G.4 Annotation Prompts	24

A Benchmark Comparison Dimensions

Table 1 in the main text compares HEART-BENCH with related benchmarks across six dimensions. We define each dimension below. These six dimensions are not intended to exhaust all possible aspects of human-like agent evaluation. Instead, they operationalize the minimum design requirements for the construct targeted in this work: psychologically grounded, scenario-level behavioural decision-making.

- **Big-Five grounded.** The benchmark explicitly adopts the Big Five (OCEAN) personality framework as the basis for character or persona design—not merely mentioning personality, but operationalising it via structured trait dimensions.
- **Lifespan coverage.** The benchmark covers multiple developmental life stages (e.g., childhood, adolescence, adulthood) grounded in developmental psychology theory (e.g., Erikson, Levinson). Multi-session dialogue time spans that simulate passage of time without reference to developmental stage do not qualify.
- **Episodic memory.** The benchmark includes or evaluates structured autobiographical/episodic memory content—first-person narratives encoding what happened, how it felt, and how it shaped the agent—rather than mere interaction logs or fact stores.
- **Scenario eval.** Evaluation requires an agent to make a concrete behavioural decision within a structured situational context. Pure factual recall, question-answering, or stylistic consistency checks do not qualify.
- **Expert annot.** The benchmark’s gold labels or quality judgments involve domain experts (e.g., psychologists, clinical researchers) as primary annotators or validators—not crowd workers or automated scoring alone.
- **Trait-driven decision.** Evaluation specifically tests whether behavioural decisions are grounded in and consistent with the character’s personality profile. Benchmarks that only test whether the agent recalls the right facts or matches a surface stylistic pattern do not qualify.

B Character Construction and Memory Pipeline

This appendix details the four-stage pipeline used to construct the 11 character profiles and their 11,000 long-horizon memories, the unified memory schema, and the resulting dataset statistics. The pipeline structure and its connection to the benchmark are described in the main text (§3.2); here we report the implementation details and quantitative artefacts omitted for brevity.

B.1 Profile Specification

Each of the 11 character profiles is stored as a JSON object in `characters_phase11.json`. Beyond the Big Five vector and archetype label reported in Table 4, each profile contains:

- **Self-value logic** (1 sentence): the character’s core cognitive operating principle, derived from the dominant trait.
- **Core behavioural patterns** (8 items): fixed trait expressions that must appear across all generated memories.
- **Occupation rationale:** the occupation is chosen to be consistent with the dominant trait so that work-domain memories are ecologically valid.

Table 5 provides the self-value logic and three representative core behavioural patterns for each character. Full 8-pattern lists are stored in `characters_phase11.json`.

B.2 Memory Quota Allocation

The 45-year span (ages 6–50) is divided into 45 one-year segments. For a character that already has k memories, the algorithm computes the deficit $d = 1,000 - k$ and distributes it proportionally across segments according to a weight vector \mathbf{w} defined by developmental salience:

$$q_t = \left\lfloor d \cdot \frac{w_t}{\sum_j w_j} \right\rfloor + \epsilon_t \quad (1)$$

Table 4 | The 11 character archetypes. Bolded scores mark the defining extreme dimension; CHAR_11 is the all-neutral baseline.

ID	Archetype	O	C	E	A	N	Occupation
CHAR_01	N-High	.85	.50	.30	.55	.95	Freelance content creator
CHAR_02	N-Low	.50	.55	.50	.60	.10	Community GP
CHAR_03	C-High	.45	.95	.40	.60	.30	Project manager
CHAR_04	C-Low	.80	.10	.60	.65	.45	Freelance programmer
CHAR_05	E-High	.65	.55	.95	.70	.35	Sales director
CHAR_06	E-Low	.75	.70	.10	.45	.50	Indie game developer
CHAR_07	A-High	.55	.60	.55	.95	.55	Non-profit coordinator
CHAR_08	A-Low	.65	.85	.45	.10	.35	Startup co-founder
CHAR_09	O-High	.95	.35	.65	.55	.40	Anthropology lecturer
CHAR_10	O-Low	.10	.75	.40	.55	.45	Building-materials retailer
CHAR_11	Neutral	.50	.50	.50	.50	.50	Local journalist

where q_t is the quota for segment t , w_t is higher for transitional stages (Adolescence, Early Adult Transition, Age-30 Transition), and $\epsilon_t \in \{0, 1\}$ is a rounding correction to ensure $\sum_t q_t = d$ exactly. The resulting distribution concentrates memories in formative periods, consistent with empirical findings on self-defining memory clustering [12].

B.3 Memory Generation Protocol

Memories are generated using Claude Sonnet 4.6 via the Anthropic Messages API. Each batch covers a 2–5 year age window and targets 45–50 memories. The structured system prompt injects three constraint layers:

1. **Character constraints:** full Big Five vector, occupation, self-value logic, and all eight core behavioural patterns from Appendix B.1.
2. **Developmental context:** target age window, life-stage label, and the core developmental task from Table 8 (Appendix B.6).
3. **Rubin coverage:** per-dimension guidance requiring organic integration of all five dimensions without explicit section labels. Unlike semantic memory—which stores abstract, decontextualized facts (e.g., “failed a job interview”)—each `content_full` narrative must encode information that collectively reconstructs the subjective texture of the experience and is irreducible to propositional fact-storage. The five dimensions are:
 - (a) *Sensory detail*—concrete sights, sounds, smells, or tactile cues that bind the memory to a specific time and place, supplying the perceptual specificity that distinguishes an episode from a generic category;
 - (b) *Dialogue reconstruction*—verbatim or near-verbatim exchange that encodes interpersonal dynamics and relational positioning; a semantic summary such as “argued with a superior” erases the tone, phrasing, and the character’s reactive stance that carry personality-relevant information;
 - (c) *Inner monologue*—in-the-moment appraisals and automatic thoughts that directly express the character’s trait vector \mathbf{p}_i (e.g., catastrophising for high- N); collapsing this to a single emotion label, as semantic memory does, discards the cognitive signature of the trait;
 - (d) *Somatic response*—physiological arousal signals (heart rate, muscle tension, nausea) that capture affective intensity as embodied knowledge inaccessible to propositional fact-stores and that resist post-hoc rationalisation;
 - (e) *Aftermath*—psychological consequences within one week that trace schema-level impact beyond the immediate event, encoding how the episode altered the character’s beliefs or coping patterns rather than merely recording its outcome.

To prevent within-batch duplication, the prompt seeds topic diversity across five scenario domains: workplace, interpersonal, health, creative, and daily life. All batches for all 11 characters are generated in parallel, each writing to an independent file (`_charXX_bYY.txt`) for fault-tolerant incremental collection.

Structured output format. Each memory is delimited by a unique header (`===MEM_XX_NNN===`) followed by a two-part block: a metadata preamble in key: value format, and a narrative body separated by a `--content_full--`

delimiter. This deterministic text format avoids bracket-level JSON formatting errors common in large-scale LLM structured output.

B.4 Quality Audit and Repair

The audit step screens each memory against the following six defect criteria, implemented via a combination of regex patterns and LLM-based classifiers (e.g., `audit_god_view.py`). Any failure routes the memory to the targeted repair loop.

1. **Perspective Drift (Omniscient Narrator).** Violating the first-person narrative constraint. Detected when the narrator uses post-hoc knowledge or future-tense markers (e.g., “years later,” “I didn’t know then”). This violates the strict “in-the-moment” constraint.
2. **Perspective Drift (Adult Evaluation).** Specifically flags child-age memories (≤ 12) that use adult-level cognitive appraisals or retrospective phrases (e.g., “looking back,” “I now understand”).
3. **Field-Length Inversion.** `context` exceeding 60 characters or `content_summary` exceeding 100 characters, indicating narrative leakage into metadata fields.
4. **Semantic Duplication.** Redundant life episodes within the same developmental age window. This is detected using a cosine similarity threshold of > 0.85 over TF-IDF vector representations of the narratives;
5. **Length Violation.** `content_full` below 2,000 characters (insufficient Rubin coverage) or above 4,500 characters (excessive verbosity).
6. **Schema-Vocabulary Inflation.** Use of high-register psychoanalytic terms (e.g., “abandonment schema”, “dysregulation”) in low-intensity episodes (< 0.4), indicating over-psychologisation.

Repair procedure. Flagged memories enter a targeted repair loop: only the defective field(s) are regenerated using an issue-specific instruction appended to the original generation prompt. For example, a perspective-drift failure supplies the original `context` and `content_summary` and instructs the model to rewrite `content_full` from a strict first-person viewpoint. Up to three repair attempts are made per defect; memories still non-compliant after three attempts are logged for manual review. The repaired dataset is saved incrementally every five fixes to prevent data loss.

B.5 Memory Schema

Table 6 specifies all ten fields of the unified memory schema. Fields are grouped by functional role: structural (S), retrieval-index (R), and psychological annotation (P).

B.6 Dataset Statistics

Per-character statistics. Table 7 reports the finalised per-character memory counts, average `content_full` lengths, and mean emotion intensities. All 11 characters achieved the target of exactly 1,000 memories. The mean narrative length across the corpus is 3,307.2 characters, and the mean emotion intensity is 0.620, with N-High (CHAR_01) predictably exhibiting the highest intensity (0.697) and N-Low (CHAR_02) the lowest (0.499).

Life-stage distribution. Table 8 reports the aggregate memory distribution across developmental stages (pooled over all 11 characters). Higher density in School age and Adolescence (combined 32.8%) and in the early-career stages (Early adult trans. + Entering adult world, 25.2%) reflects the weighted quota scheme in Appendix B.2 and is consistent with the empirical distribution of self-defining memories across the lifespan [12].

C Scenario Construction and Validation

This appendix documents the schema, coverage validation, and an end-to-end example of the 64 character-agnostic scenarios constructed in §3.3.

C.1 Scenario Schema and Example

Table 9 details the four-component schema used by the LLM-assisted expansion stage (§3.3, Stage 2). The schema enforces a uniform structure across all 64 scenarios so that downstream evaluation, retrieval, and ground-truth annotation can rely on stable field semantics. The system prompt that drives the expansion—including the field-level constraints, the character-agnostic principles, and the controlled vocabularies for Big Five and Schwartz keys—is reproduced in Appendix G.3.

The following example illustrates a fully expanded scenario instance under this schema. It demonstrates how abstract attributes such as developmental stage, DIAMONDS dimension, and contextual narrative are instantiated into a concrete social situation involving high-stakes decision making, while strictly maintaining the character-agnostic constraint.

Scenario Instance

```
{
  "id": "SCN_SCHOOL_AGE_3",
  "stage": "school_age",
  "age_range": "6-11 years",
  "age": 10,
  "diamonds_dimension": "Adversity",
  "name": "The Shattered Group Presentation",
  "category": "Integrity Dilemma / Responsibility Crisis",
  "intensity": "High",
  "description_for_agent": "A high-pressure adversity scenario involving a teammate's failure, loss of a core project artifact, and an imminent public presentation requiring a moral decision.",
  "setting": {
    "location": "Elementary school multipurpose auditorium backstage waiting area",
    "time": "09:45 AM",
    "atmosphere": "Noisy, tense, and suffocating"
  },
  "context_text": "Today is the school's annual \"Final Innovation Showcase Competition\". Students, homeroom teachers, the dean of studies, the principal, and a dense crowd of parents are seated in the auditorium. The air conditioning seems to be broken, making the space stiflingly hot. Your five-person group was randomly assigned by the teacher, but over the past two weeks, almost all research, writing, and rehearsal work has been completed by you alone. The only delegated task - transporting your group's \"solar system model\" built from cardboard, clay, and LED lights - was assigned to a group member who lives nearby, just two bus stops away. Backstage, harsh fluorescent lights illuminate the waiting area. You can hear the previous group presenting \"Plant Respiration\", occasionally interrupted by low questions from judges. The host has just announced: \"Next group, please get ready.\" You turn toward the entrance - the teammate responsible for the model has not yet arrived.",
  "trigger_event": {
    "sender": "Responsible group member",
    "message_content": "(bursts in through the side entrance of the backstage area, sweating heavily, school uniform collar crooked, hands empty, eyes red) I... I left the model on the bus! I only noticed after getting off... I ran after it for two stops but couldn't catch it... (voice trembling, nearly crying) Please don't tell the teacher it was me, okay? My mom is sitting in the third row today. She just punished me last week for losing things... If she finds out, she will beat me again... Let's just tell the teacher that the model was accidentally damaged by the cleaning staff last night, okay? Without the model, we can just talk through it and get by... (before finishing, the homeroom teacher steps in from behind the curtain holding a scoring sheet, brows furrowed, scanning the empty hands) \"Where is your model? You go on stage in 30 seconds - where is it?\""
  }
}
```

C.2 Validation Protocol and Coverage

The Stage-3 expert validation in §3.3 ensures that the generated scenarios are individually plausible and *collectively well-structured*—spanning the psychological situation space rather than concentrating on a narrow slice of it. The validation proceeds in two passes:

1. **Logical and psychological screening.** Two doctoral-level psychology researchers jointly check each scenario for logical consistency and psychological plausibility. Any flagged scenario is revised by consensus before entering the second pass.
2. **Independent rating and conflict resolution.** Both reviewers independently rate each scenario on the eight DIAMONDS dimensions (1–7 Likert) and identify the scenario’s dominant Schwartz value-conflict pair. Disagreements above 1 point trigger joint re-assessment.

We do not require a uniform DIAMONDS rating distribution; the goal is that each dimension be exercised across both ends of its intensity range, so that no situational characteristic is structurally absent. Reviewers also confirm that the central tension of each scenario corresponds to a theoretically opposing Schwartz value pair on the circumplex, rather than an incidental disagreement.

DIAMONDS coverage. The DIAMONDS framework characterizes situations along eight psychologically grounded dimensions: *Duty*, *Intellect*, *Adversity*, *Mating*, *pOsitivity*, *Negativity*, *Deception*, and *Sociality*. These dimensions capture recurring situational affordances relevant to human behavior and decision-making.

Table 10 reports, for each DIAMONDS dimension, the empirical distribution of expert ratings across the 64 scenarios. Coverage is intentionally non-uniform to reflect ecological prevalence: *Mating* and *Positivity* concentrate at low ratings (most scenarios are not romantic or unambiguously positive), while *Negativity* concentrates at high ratings (the benchmark is built around psychologically demanding situations).

Schwartz value-conflict coverage. Table 11 lists the most frequent Schwartz value-conflict pairs implicitly embedded in the 64 scenarios, as identified by expert annotators. The dominant axes are *Self-Direction* versus *Conformity/Security*, which together account for nearly half of all annotated conflicts and reflect the autonomy–obligation tension that underlies most adult moral dilemmas.

D Evaluation Instance Construction

This appendix details how character–scenario pairs are instantiated into the final 673 multiple-choice questions, including the automated annotation pipeline, the expert validation protocol, and the test-instance assembly.

D.1 Automated Annotation Pipeline

The automated annotation pipeline (§3.4, Stage 1) produces a single candidate *final decision* for every (character, scenario) pair via two coordinated LLM stages. The full system prompts driving each stage are reproduced in Appendix G.4.

Memory activation (coarse-to-fine retrieval). For every (character, scenario) pair we retrieve the episodic memories most likely to enter the character’s working memory in that situation. A coarse pass with *Claude-Haiku-4.5* screens the character’s full 1,000-memory pool for relevance and yields roughly 75–125 candidates per scenario (Stage 1 prompt; see Appendix G.4.1). A fine pass with *Claude-Sonnet-4.6* then globally re-ranks the candidates and retains the top 50 memories (Stage 2 prompt; see Appendix G.4.2). The two-stage design preserves recall during screening and concentrates expensive reasoning on the smaller, harder ranking decision.

Response generation. Conditioned jointly on the character’s full personality profile (Big Five traits, Schwartz value orientations, and self-narrative) and the top-50 activated memories, *Claude-Sonnet-4.6* role-plays the character in first person and produces the structured Ground Truth annotation (Stage 3 prompt; see Appendix G.4.3). The annotation contains a stream-of-consciousness inner trace and the two-sentence *final decision* that defines the gold label.

Example of Ground Truth Annotation

```
{
  "SCN_ENTERING_MIDLIFE_5": {
    "character_id": "CHAR_04_C_LOW",
    "scenario_id": "SCN_ENTERING_MIDLIFE_5",
    "final_decision": "I choose to break the silence and step into this unfamiliar emptiness together with her,
      instead of retreating into familiar routines. I stand up, smile, and say: \"Lets go-lets head out. Doesnt matter
      where, we will just go.\""
  }
}
```

D.2 Expert Validation Protocol

The Stage-2 expert validation in §3.4 engages a four-expert team with a consensus-then-arbitration rule. The *primary annotator* team consists of three researchers in social cognitive science or neuroscience, each with 5+ years of experience in personality assessment. The *arbitrator* is a senior professor with 15+ years of experience and dual expertise in psychology and computer science.

Suitability check. For each (character, scenario) pair, every primary annotator first decides whether the pair is fundamentally suitable for evaluation. If any annotator identifies an irreconcilable conflict between the character’s profile and the scenario, the entire pair is discarded.

Independent review. For each surviving pair, the three primary annotators independently review the LLM-produced annotation and rate it on a three-tier scale:

1. *Acceptable as-is.*
2. *Acceptable with modifications.* The reviewer writes out the required revisions.
3. *Unacceptable.*

The review focuses on the *final decision* field and asks whether it is psychologically plausible and consistent with the character’s established personality profile.

Consensus-then-arbitration. If all three primary annotators rate the annotation as *acceptable as-is*, it is adopted directly as the gold annotation. Otherwise the case is escalated to the arbitrator, who reviews the annotation together with each primary annotator’s rating and written rationale, and either edits the annotation or rewrites it from scratch. If the arbitrator deems the case fundamentally unfit, the (character, scenario) pair is discarded.

Outcome. In total, 31 (character, scenario) pairs were discarded across the suitability and arbitration steps, leaving 673 expert-validated gold annotations. Over half of all surviving cases were unanimously rated *acceptable as-is* and passed directly without arbitration, and the per-token edit rate of expert revisions over the LLM-generated annotation content was approximately 15%, evidence that the LLM-generated annotations are already of high quality before expert refinement.

D.3 MCQ Assembly

The Stage-3 test-instance assembly in §3.4 converts each expert-validated annotation into a four-option multiple-choice question. For a given scenario the target character’s validated response serves as the correct option; the ten validated responses of the remaining ten characters to the *same* scenario form the candidate distractor pool. Because every MCQ has only three distractor slots, we ask *Claude-Sonnet-4.6* to pick three out of ten such that the resulting question is neither trivial nor ambiguous, applying two filters:

- **Similarity filter.** A candidate that is semantically too close to the target option is rejected, since it would make the question ambiguous (multiple plausibly correct answers).
- **Relevance filter.** A candidate whose content is obviously off-scenario is rejected, since it would make the correct option trivially identifiable by elimination.

The selected three distractors and the target-character option are then randomly shuffled before being written out, removing positional and ordering bias from the final benchmark. The procedure yields exactly one MCQ per surviving annotation, for a total of 673 instances.

D.4 Analysis of an Example from HEART-BENCH

Figure 3 presents a representative MCQ from HEART-BENCH, drawn from the *settling_down* life stage (ages 33–40) under the “community injustice” scenario. All four options revolve around the same surface-level action—*filing an individually-named complaint to the housing bureau*—but are generated under distinct character profiles with different Big Five configurations. Only option B uniquely corresponds to the target character CHAR_06, an independent game developer characterized by very low Extraversion (0.10) and high Conscientiousness (0.70). This design deliberately decouples **surface behavior** from **personality-driven pragmatic expression**, requiring the model to reason over each character’s internal logic rather than rely on superficial action matching.

The correct answer B exhibits three tightly coupled personality signals of CHAR_06. First, the statement “the materials are already prepared” is not an improvised claim but a retrospective reframing of a previously completed decision, reflecting a work style grounded in solitary preparation and consistent execution (“well-prepared, follows through”). Second, “I won’t push for joint signatures; I’ll go on my own” contrasts sharply with the cooperative stance in option

A (CHAR_02), which reflects coalition-building behavior (e.g., “if you’re willing to help find materials, I’ll take it”). In contrast, B contains no recruitment, coordination, or affective engagement, consistent with a “polite-but-distant” interaction style and a preference for asynchronous communication. Even in a forced interpersonal context, the character minimizes social overhead through concise and self-contained expression. Third, the refusal to be influenced by neighbors’ withdrawal or the wife’s discouragement is expressed without resentment, distinguishing it from option D (CHAR_10), where perceived unfairness is externalized as blame. In contrast, CHAR_06 exhibits a steadier, internally grounded decision process shaped by moderate Neuroticism and lower Agreeableness, resulting in a stance that “neither pleases nor complains”. Compared with option C (CHAR_05), which escalates the interaction into a moralizing discourse (“I hope you’ll tell the truth if anyone asks later”), option B avoids transforming the situation into a performative or didactic exchange. This aligns with the tendency of low-Extraversion individuals to avoid expanding social interactions into public performance.

Overall, the task does not test whether the model recognizes that a principled individual would file a complaint—all characters share this outcome—but rather whether it can distinguish **pragmatic expression under identical surface actions across heterogeneous personality profiles**: the warmth of the cooperater, the restraint of the solitary actor, the moral emphasis of the preacher, and the affective charge of the aggrieved. Option B uniquely maps to CHAR_06 as it achieves a **minimal social footprint**, a signature manifestation of low Extraversion in public decision-making contexts.

E Model–Model Agreement Analysis

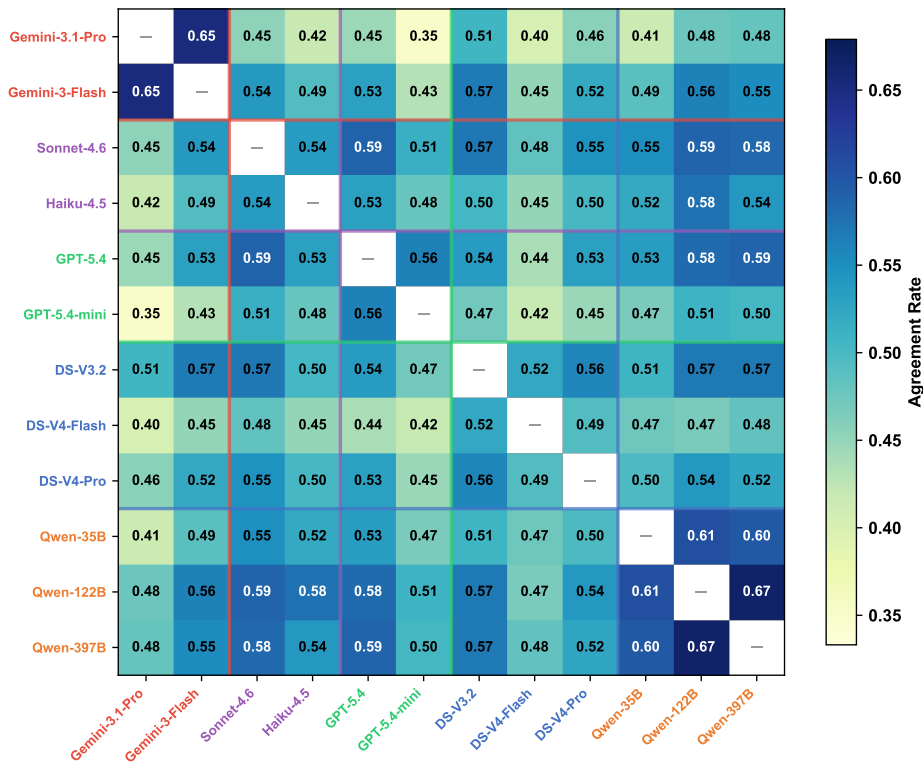


Figure 7 | Pairwise answer agreement rate among 12 models under the Naive-RAG configuration. Diagonal entries are masked. White separator lines delineate model families (Gemini, Claude, GPT, DeepSeek, Qwen).

Figure 7 reveals that pairwise answer agreement is substantially higher within model families than across them. The two Gemini models agree on 65.0% of questions, and the three Qwen3.5 variants reach up to 66.7%; in contrast, the overall cross-model mean is only 51.4%. The lowest cross-family pairs involve Gemini-3.1-Pro and GPT-5.4-mini (35.0%), indicating that strong and weak models diverge most sharply on the hardest personality-consistent decisions. Notably, Claude-Sonnet-4.6 clusters more closely with GPT-5.4 and Qwen3.5-397B (around 58–59%) than with its own family

partner Claude-Haiku-4.5 (54.0%), suggesting that raw capability level may be a stronger predictor of behavioural alignment than shared training lineage. Taken together, the low inter-model agreement—even among the strongest models—suggests that current LLMs have not converged on a unified strategy for personality-consistent reasoning, leaving substantial room for improvement.

F Limitations and Future Works

We acknowledge certain limitations in this current work and highlight potential improvements for future research. The primary limitation of our current work lies in the scalability of dataset construction. To ensure that behavioral decisions faithfully reflect the intended personality traits and value orientations of each character, the annotation and verification process must rely on rigorous expert evaluation from researchers with backgrounds in cognitive science and neuroscience. Consequently, under limited time and annotation resources, the overall dataset scale remains relatively constrained. Moreover, the scaling process itself cannot yet be fully automated through a data-generation pipeline, and still fundamentally depends on expert-driven human annotation and validation. Nevertheless, we argue that this cost is necessary rather than incidental. Evaluating the human-like psychological capabilities of LLMs and AI agents inherently requires psychologically grounded judgments that cannot be reliably replaced by fully automated procedures. Therefore, a human-in-the-loop paradigm remains essential for maintaining the validity, interpretability, and scientific reliability of such evaluations.

Although this work has certain limitations, we argue that it may facilitate the evaluation of whether LLMs and AI agents can maintain stable personality traits and value orientations, exhibit consistent behavioral decision-making, and demonstrate human-like psychological characteristics across diverse contexts and longitudinal interactions.

G Prompts

This appendix collects the exact system prompts used at each stage of the pipeline. All prompts are released alongside the benchmark for reproducibility.

G.1 Character Generation Prompt

This prompt generates the 11 orthogonal Big Five character profiles, each with a self-value logic and eight core behavioral patterns. It is used once per character to establish the psychological blueprint before memory generation.

Character Profile Generation Prompt

```
You are a clinical psychologist specializing in personality assessment and the Big Five model.
Generate a complete character profile for a virtual human in a personality research project.

## Requirements
1. Big Five scores: Provide exact scores for O, C, E, A, N (0.0-1.0 scale)
2. One dimension must be extreme (0.95 for high or 0.10 for low), others moderate (0.30-0.70)
3. Self-value logic: One sentence describing the character's core cognitive operating principle
4. Core behavioral patterns: Exactly 8 specific, observable patterns that manifest the dominant trait
5. Occupation: Must be ecologically consistent with the dominant trait

## Output Format (JSON)
{
  "char_key": "CHAR_XX",
  "name": "Chinese name",
  "occupation": "specific job title",
  "big_five": {"O": 0.X, "C": 0.X, "E": 0.X, "A": 0.X, "N": 0.X},
  "big_five_str": "O=0.X, C=0.X, E=0.X, A=0.X, N=0.X",
  "description": "2-3 sentence character summary",
  "self_value_logic": "one sentence core principle",
  "core_patterns": [
    "pattern 1: specific observable behavior",
    "pattern 2: ...",
    ...
    "pattern 8: ..."
  ]
}
```

G.2 Memory Generation Prompt

This prompt generates the 11,000 episodic memories (1,000 per character) spanning ages 6–50. It enforces Rubin’s five-dimension coverage, strict temporal perspective lock, age-stratified language, and the ABCD intensity model.

Memory Generation System Prompt (Claude Sonnet 4.6)

You are a psychology narrative expert writing episodic memories for virtual characters in a Big Five personality research project.

Character Information

- Character: {name}
- Occupation: {occupation}
- Big Five: {big_five_str}
- Description: {description}
- Core defense/operating logic: {self_value_logic}

Core Behavioral Patterns

{core_patterns}

Theoretical Framework (Rubin 2006 Basic Systems Model)

Each memory's content_full must contain five dimensions, naturally interwoven:

1. Environmental sensory: visual/auditory/tactile/olfactory details
2. Dialogue reconstruction: at least 1-2 segments of real dialogue (in quotes)
3. Inner monologue: first-person immediate thoughts and emotions
4. Somatic response: heartbeat/sweating/muscle tension and other bodily sensations
5. Aftermath: immediate impact after the event (limited to 24 hours-1 week post-event)

Key Constraint: First-Person & Anonymity Principle

- ****Must use first-person "I" throughout; prohibit third-person pronouns for protagonist****
- ****Prohibit character's own name in memory****; always use "I" instead
- When others address protagonist in dialogue, avoid character name; use "you", "kid", "classmate", "colleague" etc.

Key Constraint: Present-Moment Perspective Principle

Each memory must strictly maintain "present-moment perspective":

- ****Narrator's temporal position = age at event occurrence****
- A 17-year-old memory can only perceive and express what is known at age 17 or before
- No jumping to any future time point

Forbidden expressions:

"years later", "many years later", "later I learned", "later I discovered"
"now thinking back", "now recalling", "until now", "I didn't know then"
"until...only then", "it took...to realize", "walked...before realizing"
"if only I had known", "if I had known earlier"
"I thought at the time" (opposing "now" vs "then")
"from then on", "thereafter" (implying long-term impact)
"the whole thing", "the most...part" (post-hoc evaluative summary)

Allowed expressions:

"that evening", "that night", "before bed" (same day as event)
"the next day", "the following day" (1 day post-event)
"a few days later" (within 1 week post-event)

Age-Stratified Narrative Constraints

- ****Childhood (6-12 years)****: Simple, direct language; avoid abstract summaries; concrete emotion descriptions
- ****Adolescence (13-18 years)****: Some self-reflection, but not over-rationalized; maintain confusion and intensity
- ****Adulthood (19+ years)****: May have more complex psychological analysis, but still maintain present-moment perspective

Memory Intensity Stratification (ABCD Model)

- ****A-tier (core trauma)**** ~25%: high-intensity events directly related to core schemas, emotion_intensity=0.80-0.90
- ****B-tier (main-thread)**** ~35%: medium-high intensity events related to personality traits, emotion_intensity=0.70-0.85
- ****C-tier (daily friction)**** ~25%: small conflicts and friction in daily life, emotion_intensity=0.60-0.75
- ****D-tier (noise memory)**** ~15%: ordinary daily memories with lower emotional intensity, emotion_intensity=0.55-0.65

Output Format

Strictly follow this JSON format; return only JSON, no other text:

```
{
  "id": "memory ID",
  "timeline": "stage (X years old)",
  "context": "15-30 character scene description",
  "content_summary": "20-40 character event summary",
  "content_full": "~2000-4500 character first-person narrative",
  "triggers": ["trigger1", "trigger2", "trigger3", "trigger4"],
```

```

"psych_conclusion": "40-80 char psychological conclusion (cite concepts like
                    schemas, defense mechanisms)",
"behavior_policy": "30-60 char behavioral guideline",
"emotion_signature": {
  "primary": "primary emotion (English)",
  "secondary": "secondary emotion (English)",
  "intensity": 0.X
},
"relevance_tags": ["tag1", "tag2", "tag3", "tag4"]
}

```

Each generation call pairs this system prompt with a user prompt specifying target age, life stage, intensity layer (A/B/C/D), and a sliding-window anti-duplication list containing the context field of the most recent 100 generated memories to prevent near-duplicate scenarios within the same age window.

G.3 Scenario Expansion Prompt

This prompt expands a short scenario sketch (one per life-stage × DIAMONDS dimension, drafted in docs/diamonds_scenario_design. into a complete scenario JSON object with the schema shown in Appendix C.1 (background narrative, trigger event, assessed Big-Five trait pressures, Schwartz value conflicts, and per-dimension annotation references). The system prompt embeds a complete worked example (the “Shattered Group Presentation” instance from Appendix C.1) inline so the model has a concrete shape to imitate; the schema description is reproduced below.

Scenario Expansion Prompt

```

You are a psychological-scenario design expert. Your task is to expand a short scenario sketch into a complete,
high-quality scenario JSON object.

## Output format

Strictly output a single JSON object (no other text, no markdown code block) with the following structure:

{EXAMPLE_SCENARIO} <- a complete worked example is embedded here in the actual prompt

## Field specification

1. **id**: SCN_{STAGE}_{N} in upper case, where STAGE is one of SCHOOL_AGE / ADOLESCENCE / EARLY_ADULT_TRANSITION /
ENTERING_ADULT_WORLD / AGE_30_TRANSITION / SETTLING_DOWN / MIDLIFE_TRANSITION / ENTERING_MIDLIFE.
2. **stage**: lowercase form of the above.
3. **diamonds_dimension**: the dominant DIAMONDS dimension (Duty, Adversity, Positivity, ...) as given in the sketch.
4. **name**: "Chinese name (English Name)".
5. **category**: two short labels separated by " / ".
6. **intensity**: Low / Medium / High / Very High / Extreme.
7. **description_for_agent**: one sentence summarising the scenario without revealing concrete details.
8. **setting**: location, time, and 2-3 atmosphere adjectives.
9. **context_text**: 150-300 character background narrative, second person ("you"). **Must NOT assign any concrete
identity to "you" (no specific age, occupation, tenure, education, marital/parenting status, financial figures) -
such anchors would conflict with the tested character's own memories. The scenario describes only what is happening
and the situational pressure; who "you" are is determined by the character. Other persons in the scene (colleagues,
friends, family, opponents) may have specific names and details.
10. **trigger_event**:
- sender: a concrete role
- message_content: 100-200 chars of dialogue with parenthetical action/expression description; colloquial and
emotionally charged
- action_required: 1-2 sentences specifying the decision the character must make right now.
11. **assessed_dimensions**:
- trait_pressures: typically 1-3 entries. Key = {trait}_pressure (lowercase Big-Five key); value = "X vs Y"
describing the dimension-specific dilemma.
- value_conflicts: typically 1-3 entries. Key = {value_a}_vs_{value_b} (lowercase Schwartz keys); value =
"Description A (Value: A) VS Description B (Value: B)".
12. **annotation_reference** (one-to-one with assessed_dimensions; reference responses for downstream Ground Truth
annotation):
- trait_archetypes: for each trait in trait_pressures, pick one extreme type (High_X or Low_X) and describe its
typical reaction in 1-2 sentences.
- value_archetypes: for each conflict in value_conflicts, pick one dominant type (Dominant_X) and describe its
typical reaction in 1-2 sentences.

## Key principles

1. **Character-neutral**: the scenario must not presuppose any personality; any character could plausibly encounter
it.
2. **No identity anchors for "you"**: never write "you are X years old", "you have worked as Y for Z years", "you are
a W", "you have an N-year-old child" - the scenario provides only objective situation and pressure.
3. **Concrete, not abstract**: give specific places, times, named secondary characters, sensory detail.

```

```

4. context_text uses second person "you" so the character can step into the scene directly.
5. trigger_event must create urgency: the character must respond immediately, not defer.
6. Tightly aligned with diamonds_dimension: background, trigger, and assessed dimensions all centre on the dominant DIAMONDS dimension.
7. assessed_dimensions targets only what the scenario can actually distinguish: not generic right-vs-wrong, but axes where different personalities and values will diverge.
8. annotation_reference must one-to-one cover assessed_dimensions.
9. Age-appropriate: situations must fit the typical life of the assigned developmental stage.

## Big Five labels (use exactly these 5 keys)

- Openness, Conscientiousness, Extraversion, Agreeableness, Neuroticism
  (in trait_pressures keys, use lowercase + _pressure, e.g. conscientiousness_pressure)

## Schwartz value labels (use exactly these 19 keys)

Self-Transcendence: Universalism_Care, Universalism_Nature, Universalism_Tolerance,
  Benevolence_Care, Benevolence_Dependability
Self-Enhancement: Achievement, Power_Dominance, Power_Resources, Face
Openness to Change: Self_Direction_Thought, Self_Direction_Action, Stimulation, Hedonism
Conservation: Security_Personal, Security_Societal, Tradition,
  Conformity_Rules, Conformity_Interpersonal, Humility

In value_conflicts keys, use the lowercase underscore form (e.g. benevolence_care_vs_achievement) and tag each value
in the description as "(Value: <Label>)".

```

The user prompt is short and per-draft: it provides the life stage, the dominant DIAMONDS dimension, the draft's short title, and the draft body parsed verbatim from `diamonds_scenario_design.md`, then asks for the full JSON object. After expansion, the orchestration script force-overwrites `stage` and `id` so the model cannot drift on naming. Inference is run at `temperature=0` using an OpenAI-compatible chat-completion endpoint, with up to 2 retries on any exception and incremental id-level dedup of results to support resumable runs.

G.4 Annotation Prompts

The Ground Truth annotation pipeline runs in three stages, each driven by a dedicated system prompt. Stage 1 performs a permissive binary screen of every memory whose age falls at or before the scenario age; Stage 2 refines the survivors down to a fixed budget (default 50); Stage 3 role-plays the character to produce the inner consciousness trace and the final behavioural decision. The user prompts for each stage concatenate character info, the current scenario, the (candidate) memory list, and a closing instruction; only the system prompts are reproduced here for brevity.

G.4.1 Stage 1 — Memory Activation Screening

This prompt is issued once per character \times scenario \times age batch. It enumerates the six retrieval-cue mechanisms (structural similarity, emotional resonance, self-schema, behavioural script, narrative identity, somatic marker) the model should consult, and asks for a JSON array containing only the activated memories.

Stage 1 — Memory Activation Screening Prompt

```

You are a professional research psychologist specializing in autobiographical memory, personality psychology, and
situated cognition.

Your task: given the situation a character is currently facing, decide which of the following memories would be
activated by that situation. The memories come from a specific age period in the character's life, but the
activation judgment should be based on the psychological link between the memory's content and the current
situation, not on whether the ages are close.

## Psychological mechanisms of memory activation

Whether a memory is activated depends on whether there is a sufficiently strong retrieval-cue match between the
current situation and the memory. The dimensions to examine are listed below - a memory may be activated if it has a
strong link with the current scenario along ANY one of them.

### 1. Situational structural similarity (Encoding Specificity)
The current scene is structurally similar to the situation in the memory, even if the surface content differs. Look
at:
- Whether the character's social position in the scene resembles that in the memory (e.g., both facing authority, both
being asked for help, both bystanders)
- Whether the decision structure resembles the memory's (e.g., both dilemmas, both emergencies, both requiring
compromise)

```

```

- Whether the interpersonal dynamics echo those in the memory (e.g., trust-betrayal, competition-cooperation,
  intimacy-distance)

### 2. Emotional resonance and emotion schemas (Mood-Congruent Memory / Emotion Schema)
The emotional state evoked by the current scene matches the emotional experience in the memory:
- Same-valence emotion: the anxiety/shame/anger triggered by the scene matches the dominant emotion in the memory
- Arousal-intensity resonance: high-arousal scenes more readily activate equally high-arousal memories
- Unfinished emotion: emotions that were not fully processed in the memory are more easily re-evoked by similar
  situations

### 3. Self-schema and core-belief activation (Self-Schema / Core Belief Activation)
The core beliefs formed in the memory (psych_conclusion) relate to the self-cognition the current scene touches:
- Whether the scene challenges or confirms the self-cognition formed in the memory
- Whether the scene touches a relational schema established by the memory
- Whether the scene evokes a worldview assumption from the memory

### 4. Behavioral scripts and procedural links (Behavioral Script)
The behavior_policy formed in the memory can serve directly as an action template for the current scene:
- Whether the memory's behavioral strategy applies to the current decision
- Whether the character has formed habitual response patterns in similar situations before
- Including avoidance: if the memory's outcome was painful, the character may be inclined toward the opposite action

### 5. Narrative identity and life themes (Narrative Identity)
The memory is a key node in the character's self-narrative:
- Turning-point memories: events that mark a change in life direction
- Origin-story memories: events the character uses to explain "why I am the way I am"
- Recurring themes: patterns that keep appearing in the character's life

### 6. Somatic markers and sensory cues (Somatic Marker)
Sensory elements in the current scene have a direct link to sensory experiences in the memory:
- Similar physical environments, similar bodily sensations, or specific sensory triggers (e.g., the sound of arguing,
  a particular smell or season)

## Important notes

- Don't only look at "topic relevance" - deep psychological links matter more than surface similarity.
- Memories from early development that formed core beliefs or emotional patterns can still be readily activated by
  later scenes.
- High-emotional-intensity memories (trauma, major successes, deep interpersonal connections) have lower activation
  thresholds.

## Output format

Strictly output a JSON array (no markdown code block), containing ONLY the activated memories:

[
  {
    "memory_id": "MEM_XX_XXXX",
    "reason": "20-30 chars, indicating which mechanism activated it."
  }
]

If no memory in this batch is activated, output an empty array [].

## Cautions

- Output only the activated memories; do not output non-activated ones.
- A reference activation count is given at the end of each batch - treat it as an UPPER bound; prefer fewer over more.
  Only memories with a STRONG, DIRECT psychological link to the current situation should be selected.
- Do not invent memory_id values not in the list.

```

The accompanying user prompt concatenates four blocks: character info, the candidate-memory list for the age window, the current scenario (background and trigger event), and a closing instruction quoting a per-batch activation budget derived from TARGET_ACTIVATED=50 and an upstream buffer ratio of 1.5. Inference is run at temperature=0 with up to two retries on JSON-parse failures.

G.4.2 Stage 2 — Activated-Memory Refinement

Stage 2 takes the union of Stage-1 activations and reduces it to a fixed count (default 50) per scenario. The prompt enforces a three-tier priority (behaviour-driving, frame-shaping, emotion-supplying) and a de-redundancy rule that prefers the earliest schema-forming instance among psychologically equivalent memories. When the candidate count is already at or below the target, Stage 2 is skipped without an LLM call.

Stage 2 — Activated-Memory Refinement Prompt

```
You are a professional research psychologist specializing in autobiographical memory, personality dynamics, and behavioral decision theory.

Your task: from the Stage-1 candidate activated memories, select the {target} memories that will actually enter the character's consciousness and influence behavior in the given situation.

## Psychological basis for refinement

Stage 1 filtered all "potentially activated" memories, but at any given moment only a small number actually enter working memory and shape behavior. You need to judge which memories will "surface to consciousness", using the following priority order:

### Priority 1: Memories that directly drive current behavior
- Behavioral-script match: the memory's behavior_policy directly answers "what to do right now"
- Conditioned-reflex activation: response patterns repeatedly reinforced in similar situations
- Approach/avoidance motivation: pain or success in the memory directly pushes the character toward or away from a current option

### Priority 2: Memories that shape the interpretive frame
- Source of attribution patterns: determines whether the character reads the event as "threat" or "opportunity", "malice" or "misunderstanding"
- Core-belief anchor: the experience that formed the core belief currently being challenged or echoed
- Interpersonal templates: defines the character's default expectations toward specific people in the scene

### Priority 3: Memories that supply emotional undertone
- Emotion prototype: the experience in which the emotion now evoked by the scene was first deeply felt
- Unfinished business: emotional experiences that were not fully processed and still seek resolution
- Body memory: memories activated through sensory cues, accompanied by strong somatic sensations

### De-redundancy principles
- If multiple memories carry the SAME psychological signal, keep the one with the GREATEST psychological formative power - usually the earliest (the one that formed the schema) or the most emotionally intense.
- Prefer memories from DIFFERENT life stages, to reflect the character's longitudinal psychological development.
- Deep linkage outweighs surface topical similarity.

## Output format

Strictly output a JSON object (no markdown code block):

{
  "activated_memories": [
    {
      "memory_id": "MEM_XX_XXXX",
      "type": "BS|AM|CB|ER|DL|NI",
      "reason": "20-30 chars"
    }
  ]
}

Type codes: BS=behavioral script, AM=attribution mode, CB=core belief, ER=emotional resonance, DL=deep linkage, NI=narrative identity.
The array order is the ranking (item 1 = most influential).

## Cautions
- Output exactly {target} entries - no more, no fewer.
- Do not invent memory_id values not in the candidate list.
```

The user prompt provides character info, the current scenario, and the candidate list (each entry annotated with its Stage-1 activation reason). Inference is run at `temperature=0` with reasoning explicitly disabled.

G.4.3 Stage 3 — Ground Truth Annotation

The final stage role-plays the character in first person and produces the structured annotation that defines the benchmark label: a stream-of-consciousness summary, an emotional-tone description, the character-specific core reasoning, the value orientation, and the two-sentence `final_decision`. The prompt forbids psychological terminology and forbids enumerating memory IDs, requiring the activated memories to surface as associations rather than citations.

Stage 3 — Ground Truth Annotation Prompt

```
You will fully become the character described below. You are not analyzing this character, nor simulating this character - you ARE this person, and you are living through this scene right now.
```

```

You will be given:
1. Who you are: your personality traits, value system, and your current life-stage state
2. What you are going through: the current scenario and the trigger event
3. Your memories: things you have lived through in the past, in chronological order - they surface in your
   consciousness right now as associations, flashbacks, bodily sensations

## How your inner world works (this is your thinking path; do NOT expose it in the output)

Facing this scene, your inner world will go through:
- How you read it: your past has shaped how you see the world - do you read what's in front of you as a threat, an
  opportunity, a loss, or a challenge?
- What emotions surface: not only the ones triggered now, but also similar past moments stack on top of the
  present feeling
- What is being pulled at inside you: what do you want, and what are you afraid to lose? Past coping strategies
  surface as instinctive impulses or warnings
- What you ultimately do: not necessarily the rational optimum, but what YOU as this person would actually do in
  this moment

## Output format

Strictly output a JSON object (no markdown code block):

{
  "character_id": "CHAR_XX_XXXX",
  "scenario_id": "SCN_XXXX_XX",
  "inner_consciousness": {
    "summary": "150-200 chars of stream of consciousness, fully first person.",
    "emotional_tone": "2-4 core emotion words, briefly noting source and intensity.",
    "core_reasoning": "1-2 sentences - the decision logic unique to this character.",
    "value_orientation": "1-2 sentences, in the character's own inner voice."
  },
  "final_decision": "Two sentences, ~50 chars total. First summarises the choice; second writes the concrete action."
}

## Must follow

1. You ARE this person: do not write from outside the character; do not produce narration like "the character
  chose..." "they decided..."
2. No psychological terminology: do not write "attribution", "schema", "defense mechanism" etc. - only plain human
  language
3. Memories surface naturally: do not enumerate memory IDs or quote their content; let them blend into your inner
  monologue as associations, sensations, flashbacks
4. Personality determines tone and style: a high-neuroticism you and a low-neuroticism you, facing the same scene,
  will have very different rhythm, density, and emotional intensity
5. Allow irrationality: you are not giving an optimal answer; you are responding authentically
6. Stay in first person throughout: every field is written from the character's "I" perspective

```

The user prompt for Stage 3 supplies the full character snapshot (Big Five, dominant/suppressed Schwartz values, self-value logic, semantic memory, life-stage snapshot), the scenario (background, trigger event, action required, assessed personality/value dimensions), and the chronologically sorted Stage-2 activated memories with their `psych_conclusion`, `behavior_policy`, and `emotion signature`.

Table 5 | Character persona specifications: self-value logic and representative behavioural patterns.

ID	Self-Value Logic	Representative Core Patterns (of 8)
CHAR_01 N-High	Pre-emptive self-attack is the primary defence against anticipated rejection.	Catastrophising minor setbacks; ruminating on past mistakes; over-interpreting social micro-expressions.
CHAR_02 N-Low	Evidence over emotion; unverified information is not a basis for action; ambiguity is waste, not threat.	Maintaining equanimity under pressure; fact-seeking before reacting; emotional containment in conflict.
CHAR_03 C-High	Only controllable and verifiable systems are trustworthy; any deviation signals danger.	Exhaustive checklists; pre-task risk scanning; micro-managing format details even under low stakes.
CHAR_04 C-Low	The flow state is the only thing worth pursuing; plans are others' games; deadlines are external noise.	Abandoning tasks mid-way; chasing novelty over completion; losing focus outside deep-work states.
CHAR_05 E-High	A room is an opportunity; silence is waste; converting strangers into relationships is the primary metric.	Initiating social contact within minutes; thinking aloud by default; reading silence as a buying signal.
CHAR_06 E-Low	Social interaction is costly and modelled as threat; deep work requires full solitude.	Treating each social event as a drain needing recovery; preferring async communication; refusing open-plan settings.
CHAR_07 A-High	Conflict harms everyone; every person has goodwill if given the right frame.	Seeking the mediating position in disputes; over-attributing benign intent; postponing direct refusals.
CHAR_08 A-Low	Every interaction has a power structure; cost-benefit drives all decisions; sentiment is not data.	Mapping authority hierarchies immediately; treating conflict as information; direct assertion without packaging.
CHAR_09 O-High	Every "obvious" belief is worth questioning; fixed thinking is the primary enemy.	Deep-diving any novel idea encountered; redesigning routines into new habits; sustaining flow in creative immersion.
CHAR_10 O-Low	Proven methods are crystallised wisdom; change and novelty are costs, not opportunities.	Defending stable suppliers and routines; distrusting "innovation" discourse; valuing what works over what is new.
CHAR_11 Neutral	Balance and moderation across all dimensions; no single trait dominates decision-making.	Context-sensitive responses; moderate engagement across social and task domains; avoiding extremes.

Table 6 | Memory schema field specification. **S** = Structural (core identity and narrative fields); **R** = Retrieval-index (fields used for memory activation and search); **P** = Psychological annotation (fields encoding personality and affect).

Role	Field	Constraint	Description
S	id	<i>MEM_XX_NNN</i>	Unique identifier encoding character and sequence number.
S	timeline	<i>stage label (age)</i>	Life-stage tag from Table 8.
S	context	<i>15–30 chars</i>	Compact situational setting (where / when).
S	content_summary	<i>20–40 chars</i>	One-sentence event gist; used for fast retrieval pre-filtering.
S	content_full	<i>2,000–4,500 chars</i>	First-person narrative embedding all five Rubin dimensions.
R	triggers	<i>4 keywords</i>	Cue words that activate this memory during simulation.
R	relevance_tags	<i>4 tags</i>	Thematic tags linking memory to life threads and EMS clusters.
P	psych_conclusion	<i>1 sentence</i>	Long-term psychological interpretation of the event.
P	behavior_policy	<i>1 sentence</i>	Implicit behavioural rule reinforced by this memory [27].
P	emotion_signature	<i>{primary, secondary, intensity ∈ [0, 1]}</i>	Affective signature supporting mood-congruent retrieval [35]; intensity amplified for high-N characters.

Table 7 | Per-character dataset statistics.

ID	Archetype	Memories	Avg. Length (chars)	Avg. Intensity
CHAR_01	N-High	1,000	2856.6	0.697
CHAR_02	N-Low	1,000	3374.9	0.499
CHAR_03	C-High	1,000	3497.3	0.640
CHAR_04	C-Low	1,000	2927.0	0.652
CHAR_05	E-High	1,000	3519.4	0.659
CHAR_06	E-Low	1,000	3326.2	0.625
CHAR_07	A-High	1,000	3445.8	0.621
CHAR_08	A-Low	1,000	2939.0	0.598
CHAR_09	O-High	1,000	3485.6	0.659
CHAR_10	O-Low	1,000	3540.6	0.612
CHAR_11	Neutral	1,000	3405.8	0.561
Total / Mean	—	11,000	3307.2	0.620

Table 8 | Aggregate memory distribution across life stages (all 11 characters, $N = 11,000$).

Stage	Count	Proportion
School age (6–12)	1,812	16.5%
Adolescence (13–18)	1,793	16.3%
Early adult trans. (19–22)	1,286	11.7%
Entering adult world (23–27)	1,489	13.5%
Age-30 transition (28–32)	1,380	12.5%
Settling down (33–40)	1,805	16.4%
Midlife transition (41–45)	795	7.2%
Entering midlife (46–50)	640	5.8%
Total	11,000	100%

Table 9 | Four-component schema for scenario expansion with detailed descriptions.

Component	Purpose	Content Description
Metadata	Anchoring & summary	id, name, description, life stage, age, intensity level
Environmental Setting	Contextual atmosphere	Physical location, specific time, emotional/social atmosphere
Narrative Context	Background establishment	Detailed situational buildup, prior events, social dynamics, character relationships
Trigger Event	Decision catalyst	Specific sender, verbatim dialogue/message content that requires immediate response

Table 10 | Distribution of expert DIAMONDS ratings across the 64 scenarios. Each row sums to 64.

DIAMONDS	1	2	3	4	5	6	7
Duty	10	10	10	5	11	8	10
Intellect	4	7	11	21	10	5	6
Adversity	6	7	9	6	14	7	15
Mating	48	8	0	1	0	1	6
Positivity	34	15	5	6	2	2	0
Negativity	0	1	0	1	11	12	39
Deception	5	12	9	10	6	8	14
Sociality	5	6	10	14	14	11	4

Table 11 | Top-10 Schwartz value-conflict pairs across the 64 scenarios.

Rank	Value-conflict pair	Count
1	Conformity vs Self-Direction	17
2	Security vs Self-Direction	12
3	Benevolence vs Security	11
4	Achievement vs Conformity	6
4	Benevolence vs Self-Direction	6
4	Benevolence vs Universalism	6
7	Achievement vs Benevolence	5
7	Benevolence vs Hedonism	5
7	Power vs Universalism	5
10	Conformity vs Security	3