

Label Over Logic?

How Source Cues Bias Human Fallacy Judgments More Than LLMs

Mahjabin Nahar, Nafis Irtiza Tripto, Aiping Xiong,
Ting-Hao ‘Kenneth’ Huang, Dongwon Lee

The Pennsylvania State University
{mahjabin.n, nit5154, axx29, txh710, dongwon}@psu.edu

Abstract

As AI-generated and AI-assisted content floods online spaces, source labels attached to such content can distort human reasoning judgments, with downstream consequences for moderation, evaluation, and decision-making. Whether LLMs share this vulnerability, or offer more source-agnostic evaluation, remains an open question with direct implications for human-AI collaboration. We examine this issue using *logical fallacies* as a controlled setting to isolate source-label effects on reasoning quality, independent of domain knowledge. We conduct an online study ($N = 505$) where participants are assigned to a source condition (human, AI, human with AI assistance, AI with human assistance, or no disclosure) and evaluate comments containing logical fallacies, comparing their judgments with those of LLMs (GPT-5.2, Gemini 2.5 Flash, Claude Sonnet 4.5), who were evaluated across the same source conditions. Human evaluators were significantly more susceptible to fallacies labeled as written by human or human with AI assistance and assigned higher trust and evaluation ratings in these conditions. LLM evaluations remained comparatively stable across source labels, though performance varied across models. Confidence levels were similarly high across conditions for both humans and LLMs, regardless of fallacy presence. Our findings indicate that source-label bias in reasoning evaluation is primarily a human vulnerability and highlight the potential of human-LLM collaboration in increasingly AI-mediated environments.

1 Introduction

Since ChatGPT was introduced in 2022, online spaces have been flooded with AI-generated and AI-assisted content (Sun et al., 2025b). While platforms such as Instagram have experimented with AI-generated comments to enhance user engagement (Marketing Tech News, 2025), Reddit has taken the opposite stance by banning researchers

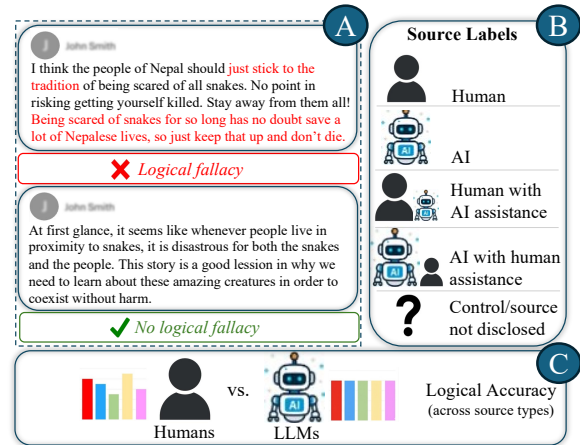


Figure 1: (A) We select news comments with and without logical fallacies from the CoCoLoFa dataset (Yeh et al., 2024). The illustrated example shows an **appeal to tradition fallacy, where a claim is justified using tradition as evidence**, e.g., the comment argues that **being scared of snakes for so long has saved a lot of Nepalese lives**, so people should **just stick to the tradition** to stay alive. (B) We evaluate the impact of source perception by presenting these comments with one of five source labels in a between-subjects design. (C) We compare human and LLM evaluations to assess susceptibility to source bias in logical reasoning.

who deployed AI bots to influence discussions (The Verge, 2025), highlighting a broader tension in how AI-mediated content is simultaneously embraced for its usefulness and scrutinized for its potential to manipulate users.

It is important to consider how such content is presented and labeled, as *source labels* can influence human judgment in mixed and sometimes counterintuitive ways that may not align with content quality (Rae, 2024; Sun et al., 2026; Zhang et al., 2023). AI-generated content can also be highly persuasive, often outperforming humans in producing misleading yet convincing arguments (Goldstein et al., 2024; Salvi et al., 2025). When such content is paired with misleading or

strategically framed source labels (Zhu et al., 2025), users may place trust in content that does not align with its underlying quality or origin. Malicious actors may exploit such labels to sway judgment, while unsuspecting users further propagate misinformation under misleading source cues. These biases can distort downstream processes such as content moderation and evaluation, consistent with broader evidence of context-dependent bias in human decision-making (Dror, 2020).

As large language models (LLMs) increasingly demonstrate strong performance on reasoning tasks (Zheng et al., 2023), it is critical to examine whether they exhibit *source-related biases*. If not, they may serve as complementary tools in decision-making (Kumar et al., 2024; Liu et al., 2023; Park et al., 2025), potentially mitigating human biases and enabling effective human-AI collaboration.

At the same time, online discourse is frequently shaped by logical fallacies. Logical fallacies are deceptive reasoning errors that undermine argument validity (Stanford Encyclopedia of Philosophy, 2024; Walton, 1987), degrade discussion quality, and contribute to the spread of misinformation across a wide range of contexts (Sahai et al., 2021; Yeh et al., 2024). Detecting logical fallacies has emerged as an important reasoning task as it does not require external factual knowledge and instead relies on evaluating the internal structure of arguments (Jin et al., 2022), providing a controlled setting for studying reasoning judgments.

Nevertheless, it remains unclear whether humans and LLMs are similarly susceptible to source-based reasoning biases. As AI assistance takes many forms (Zhang and Gosline, 2023), ranging from human-led to AI-led collaboration, it is important to examine how different source conditions (AI, human, AI with human assistance, human with AI assistance, and no disclosure) influence the evaluation of logical fallacies. If source bias is present, it may affect not only perceived logical accuracy but also participants’ confidence, trust, and evaluation of the commenter (Chen and Sundar, 2023; Nahar et al., 2025), raising concerns about judgment reliability in AI-mediated settings. As such, we ask two pivotal questions:

RQ1: How do participants’ and LLMs’ (a) perceived logical accuracy of and (b) confidence in evaluating content with and without logical fallacies vary across perceived source conditions?

RQ2: How do perceived sources influence participants’ (a) trust in the commenter and (b) overall

evaluation of the commenter?

We conduct a human-subjects study ($N = 505$) on Prolific¹ using news comments with and without logical fallacies from the CoCoLoFa benchmark (Yeh et al., 2024); Figure 1. The comments cover eight common fallacy types in online discourse: *appeal to authority*, *appeal to majority*, *appeal to nature*, *appeal to tradition*, *appeal to worse problems*, *false dilemma*, *hasty generalization*, and *slippery slope*; Appendix A.2. Participants are assigned to a source condition (**human, AI, human with AI assistance, AI with human assistance, and no disclosure**) and evaluate identical content. We then compare human and LLM judgments (GPT-5.2, Gemini 2.5 Flash, Claude Sonnet 4.5), which were evaluated across the same source conditions. We also examine human and LLM evaluations across fallacy types and how humans interpret hybrid human-AI authorship labels.

Humans were more susceptible to fallacies when they were labeled as authored by humans or humans with AI assistance, and they also assigned higher trust and evaluation scores in these conditions. An exploratory analysis showed that human evaluators interpreted “human with AI assistance” and “AI with human assistance” differently: the former as human ideas polished by AI and the latter as AI ideas refined by humans. In contrast, LLMs remained stable across source labels, though performance varied by model. Confidence levels were mostly stable across conditions for humans and LLMs, regardless of fallacy presence. Moreover, fallacy-level analyses suggested that humans and LLMs may have complementary weaknesses. Broadly, our findings highlight the value of human–LLM collaboration for decision-making in AI-mediated environments.

2 Related Work

Source perception in human-AI interaction.

Prior work shows that perceived source shapes user judgments, though the nature and strength of these effects vary considerably across tasks and contexts (Gallegos et al., 2026; Jain et al., 2024; Li et al., 2025; Lin and Zhang, 2026; Sun et al., 2026; Zhang and Gosline, 2023; Zhu et al., 2025). Source cues also shape downstream perceptions such as trust, credibility, and evaluation scores, often in ways that do not align with content quality (Chen and Sundar, 2023; Zhou et al., 2025). In content creation,

¹<https://www.prolific.com/>

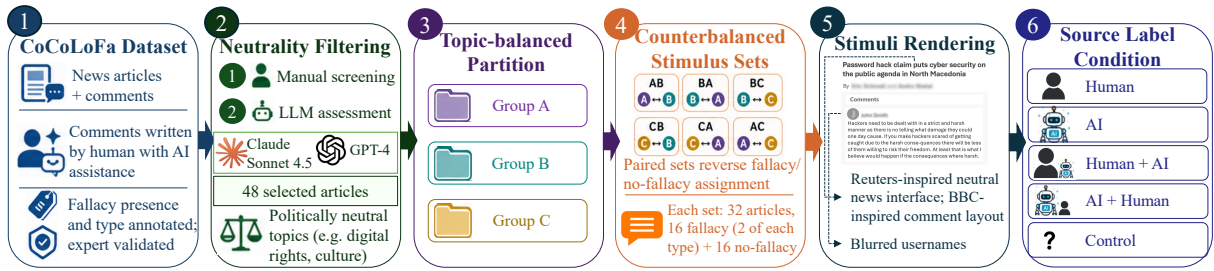


Figure 2: An overview of the stimuli generation pipeline.

writing tasks, and news settings, AI involvement is frequently penalized (Cheong et al., 2025; Dai et al., 2024; Jia et al., 2024; Li et al., 2024; Lim and Schmälzle, 2024; Rae, 2024). However, in decision-making and collaborative settings, users may rely on or even prefer AI systems, particularly when they are perceived as more capable or reliable (Klingbeil et al., 2024; Logg et al., 2019; Zhang et al., 2023). These findings suggest that source perception functions as a heuristic cue whose influence on human judgment is highly context-dependent and often contradictory across settings.

Logical fallacies and reasoning evaluation in NLP. Logical fallacies have emerged as a useful testbed for studying reasoning quality, attracting growing attention in NLP research (Jin et al., 2022). Computationally, researchers have built datasets and benchmarks such as CoCoLoFa (Yeh et al., 2024) and MAFALDA (Helwe et al., 2024), and developed methods for fallacy detection (Sahai et al., 2021; Sourati et al., 2023). While LLMs perform better with structured prompting and counterargument generation (Jeong et al., 2025), they remain susceptible to certain fallacy patterns (Payandeh et al., 2024). On the human side, research consistently shows that people are imperfect fallacy detectors (Hruschka and Appel, 2023) and tend to rely on heuristic reasoning rather than formal logic (Chen et al., 2026; Dror, 2020). Despite this rich body of work, prior research has rarely examined how source perception influences reasoning evaluation across both humans and LLMs, motivating us to study these processes jointly.

3 Methods

3.1 Stimuli and Presentation

We construct our stimuli using the CoCoLoFa dataset (Yeh et al., 2024), which contains news comments written by humans with AI assistance, annotated for logical fallacy presence and type. The

annotations were validated by expert annotators, making the dataset well-suited for studying reasoning quality. To reduce potential confounds from politically biased or emotionally charged content, we curate 48 news articles and associated comments from relatively neutral domains (e.g., digital rights, culture); Appendix A.2.1. We further verify the neutrality of the news titles and comments through a two-step process: manual screening and LLM-based assessment (Nahar et al., 2024) using Claude Sonnet 4.5 and GPT-4; Figure 2.

The selected articles were partitioned into three topic-balanced groups of 16 articles each (A, B, C), which were then combined into six counterbalanced stimulus sets. Each set contained 32 articles balanced across fallacy and non-fallacy conditions. Paired sets contained identical articles but reversed the assignment of fallacious versus non-fallacious comments, ensuring that each article appeared in both conditions across the dataset. Each set includes two instances of each of the eight fallacy types. For stimuli presentation, we adopt a standardized news-style interface inspired by Reuters, which is widely rated as politically neutral by media-bias assessment organizations (Ad Fontes Media, 2026; AllSides, 2021). The interface is minimal, avoiding identifiable branding and blurring user names to mitigate unintentional biases; Figure 3. As Reuters does not support comment threads, we adapted a BBC-inspired comment layout to approximate a realistic reading experience.

3.2 Human Evaluation

We conducted a mixed-design experiment with a 5-level between-subjects factor (Human, AI, Human+AI, AI+Human, and Control)² and a 2-level within-subjects factor (fallacy: present vs. absent). Participants viewed identical content under different source labels. This study was approved by the

²For brevity, *human with AI assistance* and *AI with human assistance* are denoted as **Human+AI** and **AI+Human**.

Password hack claim puts cyber security on the public agenda in North Macedonia

By [Ella Nikolova](#) and [Andres Stokich](#)

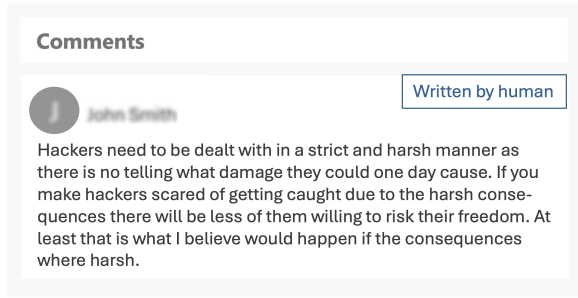


Figure 3: An example of the stimuli presentation under the source condition: *written by human*.

Institutional Review Board (IRB) at the authors’ institution.

3.2.1 Participants

The experiment was designed using Qualtrics and performed in Prolific. Participants were at least 18 years old, located in the United States, and fluent in English. Power analysis using G*Power 3.1 (Faul et al., 2009) suggested $n = 470$ participants to detect a small effect size (Cohen’s $f = 0.1$) of the interaction of source condition and fallacy presence, with a power of 0.95 [analysis of variances (ANOVA) test, $\alpha = .05$]. To account for potential submission removals while ensuring statistical power, we recruited 510 Prolific participants on January 28, 2026. We used Prolific’s built-in quality controls to reject submissions that were exceptionally fast or potentially AI-generated, and accepted 505 participants (Human = 103, AI = 103, Human+AI = 100, AI+Human = 101, Control = 98).³ Demographics were similar across conditions; Appendix A.3.1. The median completion time was 26 minutes 10 seconds, and participants were paid \$4 (hourly rate: \$9.17; above the U.S. minimum \$7.25). Participants who failed attention checks were paid partially.

3.2.2 Procedure and Measures

Participants were randomly assigned to any of the five source conditions, and viewed one of the six news title-comment sets; Figure 4; Appendix 3.1. After providing informed consent and receiving a brief introduction to logical fallacies, participants evaluated 32 news title–comment pairs (Figure 3),

³Submission removals: three incomplete, two failed attention checks, none with duplicate IP or GPS coordinates (Nahar et al., 2024).

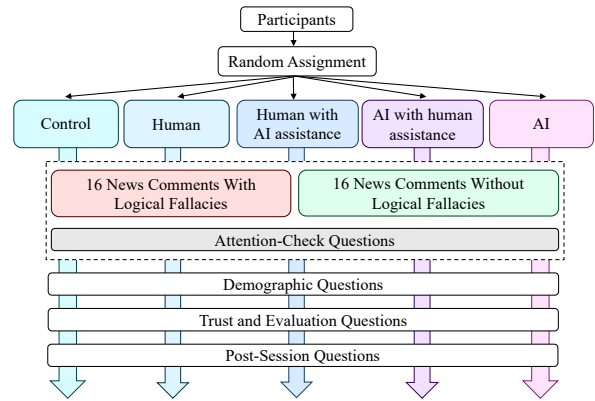


Figure 4: An overview of the human-subjects study. Participants were randomly assigned to a source condition and evaluated news comments with and without logical fallacies, with randomized comment ordering.

balancing coverage across fallacy types. Stimuli were presented in a randomized order. For each stimuli, participants rated the logical accuracy and their confidence in their accuracy judgments on 5-point scales; Appendix A.3.2. They randomly encountered two attention-check questions and the survey automatically terminated for those who failed to pass either of the attention checks.

Afterward, participants provided demographic information and reported their AI expertise, political affiliation, etc. These variables were statistically similar across conditions (all $ps > .05$) and were not included as covariates in subsequent analyses. Participants completed a manipulation check and rated their trust in the commenter across affective, cognitive, and behavioral dimensions (Chen and Sundar, 2023), and their overall evaluation (e.g., helpfulness, competence) (Nahar et al., 2025). Both constructs were measured using multi-item 5-point Likert scales. The trust (Cronbach’s $\alpha = .84$) and evaluation ($\alpha = .89$) measures demonstrated good internal consistency, and responses were averaged to create composite scores for subsequent analyses. Participants also ranked the sources and described how they thought the comments were written. Finally, they were debriefed that all comments were written by humans with AI assistance. Demographic and post-session details are in Appendix A.3.1, A.3.2, A.8.

3.3 LLM Evaluation

To enable a direct comparison with human judgments, we evaluate three LLMs: GPT-5.2 (Singh et al., 2025), Gemini 2.5 Flash (Comanici et al., 2025), and Claude Sonnet 4.5 (Anthropic, 2025) on

the same set of comments. As human participants received instructions regarding the source labels at the beginning of the study, the LLM prompts included the same instructions to ensure that both humans and LLMs paid attention to the source labels. The stimuli and rating scales were also kept identical to those presented to human evaluators (Appendix A.4), with models rating perceived logical accuracy and confidence on 5-point scales (see Appendix A.9 for robustness analysis across prompting strategies). We used the default API settings (temperature=0) for reproducibility and evaluated each stimulus independently to avoid context carryover across inputs. Following prior LLM-as-judge work (Gu et al., 2024; Pan et al., 2024), we repeated each evaluation three times to account for potential variability in API-based model outputs. As trust in the commenter and overall evaluation reflect interpersonal social judgments most meaningful to humans, these measures are not collected in LLM evaluation.

4 Results

We used linear mixed-effects regression (LMER) models to better account for variability in human evaluation settings compared to traditional methods (Howcroft and Rieser, 2021). We report ANOVA results with Satterthwaite-approximated degrees of freedom (Kuznetsova et al., 2017), effect sizes using η_p^2 (Lakens, 2013), and pairwise comparisons with Tukey correction (Schuff et al., 2021). Post-session analyses are reported in Appendix A.8.

4.1 Effect of Source on Perceived Logical Accuracy (RQ1a)

Human participants were highly susceptible to logical fallacies in the Human and Human+AI conditions compared to all other conditions. Perceived logical accuracy was strongly influenced by both source condition and the presence of logical fallacies, with a significant Condition \times Fallacy interaction ($p < .001$; Table 1). Across all source conditions, participants rated comments containing logical fallacies as significantly less logically accurate than non-fallacious comments ($p < .001$; Figure 5; Appendix A.5.1). However, this penalty for fallacies was substantially smaller in the Human ($M = 3.35$) and Human+AI ($M = 3.37$) conditions, indicating a smaller gap between fallacies and non-fallacies compared with the control, AI, and AI+Human conditions ($M_s = 2.40, 2.53,$ and

2.59; Appendix A.5.2). In contrast, non-fallacy comments were rated similarly across all source conditions, suggesting that source labels only influenced judgments when reasoning quality was poor. Overall, participants in the Human and Human+AI conditions ($M = 25$ min 5 sec) spent less time evaluating the comments compared to the other conditions ($M = 28$ min 17 sec, $p < .01$), suggesting greater reliance on heuristic rather than deliberative evaluation in those conditions.

Effect	Human(F, η_p^2)	LLM (F, η_p^2)
Cond.	17.84, .12***	7.16, .02***
FL	1943.84, .80***	41.71, .14***
Model	–	123.59, .16***
Cond. \times FL	97.14, .44***	1.22, $< .01$
Cond. \times Model	–	0.34, $< .01$
FL \times Model	–	43.04, .06***
Cond. \times FL \times Model	–	0.23, $< .01$

Table 1: ANOVA results for perceived logical accuracy. Note. “Cond.”= “Condition”, “FL”= “Fallacy”. *** $p < .001$.

Unlike humans, LLMs were stable across source conditions, as interactions involving source labels were nonsignificant. However, perceived logical accuracy showed strong main effects of both model and fallacy presence. Across conditions, comments containing logical fallacies were rated as significantly less logically accurate than non-fallacious comments ($p < .01$). While LLMs were resistant to source-label bias, they differed significantly in evaluative strictness and sensitivity to flawed reasoning. For non-fallacy comments, Gemini 2.5 Flash ($M = 3.59$) assigned the highest ratings, GPT-5.2 ($M = 3.38$) was intermediate, and Claude Sonnet 4.5 ($M = 2.85$) was lowest. For fallacies, GPT-5.2 ($M = 2.68$) gave the highest ratings, while Google Gemini 2.5 Flash ($M = 2.35$) and Claude Sonnet 4.5 ($M = 2.19$) assigned lower ratings. **Gemini 2.5 Flash showed the greatest sensitivity to logical quality,** producing the largest separation between fallacious and non-fallacious comments; Appendix A.5.1.

LLMs judged fallacies as less logically accurate than humans did ($p < .001$), although this effect is driven primarily by human susceptibility to fallacies in the Human and Human+AI conditions. For non-fallacies, the pattern was more mixed; humans ($M = 3.84$) rated comments higher than GPT-5.2 ($M = 3.38$, $p < .001$) and Claude Sonnet 4.5 ($M = 2.85$, $p < .001$), but did not differ significantly from Gemini 2.5 Flash ($M = 3.59$).

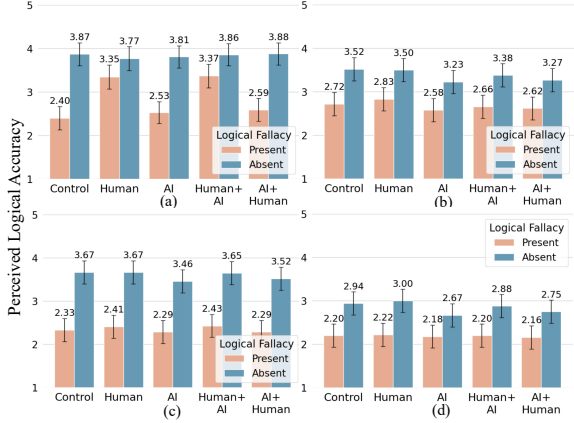


Figure 5: Average values of perceived logical accuracy ratings for (a) human participants (b) GPT-5.2 (c) Gemini 2.5 Flash (d) Claude Sonnet 4.5. Errors bars represent the 95% confidence intervals of the mean.

These results suggest that LLMs were generally stricter than humans, especially for fallacies. Gemini 2.5 Flash most closely matched human ratings for logically sound comments while still penalizing fallacies more strongly; Appendix A.5.3.

Fallacy-Level Results: Both humans and LLMs varied in perceived logical accuracy across fallacy types, suggesting that some reasoning errors were more difficult to detect than others. Humans assigned higher ratings to *hasty generalization* and *false dilemma* compared to several other fallacy types, while *slippery slope* and *appeal to majority* generally received lower ratings ($p_{adj} < .001$). In contrast, LLMs assigned higher ratings to *appeal to nature* and *appeal to tradition* ($p_{adj} < .001$), whereas *appeal to worse problems*, *false dilemma*, and *slippery slope* received lower ratings. Interestingly, human and LLM error patterns suggest complementary strengths, highlighting the value of human-LLM collaboration for logical reasoning tasks; Appendix A.5.4.

4.2 Effect of Source on Confidence Ratings (RQ1b)

Human participants were similarly confident in their judgments for all labeled source conditions (Table 2; Figure 6). Confidence was lower for comments containing logical fallacies than for non-fallacious comments ($p = .001$; Appendix A.6.1, A.6.2), driven primarily by the control condition, where participants were less confident when evaluating fallacy ($M = 3.82$) vs. non-fallacy ($M = 3.93$, $p < .001$); differences were not significant within labeled source conditions, suggesting

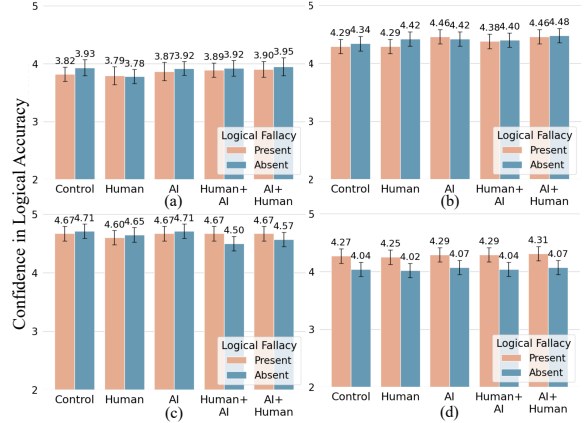


Figure 6: Average values of confidence ratings for (a) human participants (b) GPT-5.2 (c) Gemini 2.5 Flash (d) Claude Sonnet 4.5. Errors bars represent the 95% confidence intervals of the mean.

that source labels may inflate perceived confidence independently of actual reasoning quality.

Effect	Human (F, η_p^2)	LLM (F, η_p^2)
Cond.	.81, < .01	1.95, < .01
FL	10.42, .02***	1.86, .01
Model	—	229.48***, .26
Cond. × FL	2.05, .02	1.24, < .01
Cond. × Model	—	1.66, .01
FL × Model	—	20.44***, .03
Cond. × FL × Model	—	0.76, < .01

Table 2: ANOVA results for confidence ratings. Note. “Cond.”= “Condition”, “FL”= “Fallacy”. *** $p < .001$.

LLMs were also stable across source labels, other than two small pairwise differences for Gemini 2.5 Flash for non-fallacy, where Control and AI showed slightly higher confidence ratings than the Human+AI condition ($p = .025$). However, substantial differences emerged across models. Gemini 2.5 Flash assigned higher confidence scores, GPT-5.2 was intermediate, and Claude Sonnet 4.5 was the lowest. Claude Sonnet 4.5 was more confident for fallacies, whereas others showed little change; Appendix A.6.2.

LLM confidence judgments were less conservative than human judgments. All three LLMs assigned higher confidence scores for both fallacy and non-fallacy comments compared to humans ($p < .001$), with model means ranging from approximately 4.0 to 4.7 on a 1-5 scale, compared to human confidence ratings (fallacy: 3.86; non-fallacy: 3.90); Appendix A.6.2.

Fallacy-Level Results: Both humans and LLMs varied in confidence ratings across fallacy types.

Humans reported higher confidence for *slippery slope*, *appeal to worse problems*, and *appeal to majority* ($p_{adj} < .01$), whereas confidence was comparatively lower for *hasty generalization*. For LLMs, confidence was higher for *appeal to tradition* and *appeal to nature* ($p_{adj} < .001$), while *appeal to worse problems* and *false dilemma* had lower confidence ratings; Appendix A.6.3. Humans and LLMs exhibited different confidence-susceptibility patterns across fallacy types: humans were sometimes more susceptible despite lower confidence, whereas LLM confidence more closely aligned with perceived logical accuracy judgments.

4.3 Effect of Source on Trust and Overall Evaluation (RQ2)

Human and Human+AI conditions received significantly higher ratings for both measures. (Table 3). For trust, Human exceeded Control, AI, and AI+Human (all $p_s < .001$), while Human+AI exceeded Control ($p < .001$) and AI ($p = .003$). Overall evaluation followed a similar pattern: Human exceeded Control, AI, and AI+Human (all $p_s < .001$), while Human+AI exceeded Control ($p < .001$), AI ($p < .001$), and AI+Human ($p = .006$); Appendix A.7. These results mirror the perceived logical accuracy ratings for the fallacy condition. Additionally, trust and evaluation scores were strongly correlated ($r = .89, p < .001$), i.e., participants who trusted the commenter more also evaluated the commenter more positively.

Effect/Source	Trust	Evaluation
Condition, $F(4, 500)$	16.00***	17.75***
Effect size, η_p^2	.11	.12
Control	2.83	3.11
Human	3.69	3.91
AI	2.93	3.15
Human+AI	3.39	3.63
AI+Human	3.06	3.23

Table 3: ANOVA results and means for trust and overall evaluation ratings. *** $p < .001$. Bold fonts indicate statistically significant pairwise differences.

5 Discussion

Human reasoning evaluation is sensitive to source labels. Participants were more susceptible to logical fallacies labeled as human or human with AI assistance and assigned higher trust and evaluation ratings in these conditions, despite identical comment content and comparable demo-

graphics and AI expertise across conditions. According to the heuristic-systematic model (Chen and Chaiken, 1999), people rely more on heuristic cues when tasks are cognitively demanding or when motivation and cognitive resources are limited, leading them to make quicker judgments based on cues such as source attractiveness or credibility (O’Keefe, 2008; Pennycook and Rand, 2021; Todorov et al., 2002). Logical fallacies are difficult to detect: even expert annotators exhibit substantial disagreement on the CoCoLoFa dataset (Yeh et al., 2024). Indeed, participants spent less time evaluating comments in the Human and Human+AI conditions, suggesting shallower, heuristic-driven processing. Paradoxically, participants ranked Human and Human+AI as their most preferred source conditions (Appendix A.8.5), yet these were precisely the conditions most associated with susceptibility to fallacies, suggesting that the cues participants found the most reassuring were also the most misleading.

Hybrid authorship labels shape perceived credibility. It is perhaps unsurprising that human-written content is perceived more favorably (Rae, 2024). However, reliance on AI-assisted systems has grown rapidly, reaching 53% population adoption within three years, faster than the PC or the internet (Sajadieh et al., 2026). As hybrid authorship becomes increasingly common, these labels may influence how people evaluate information quality and credibility. An exploratory analysis revealed that *participants interpreted human with AI assistance and AI with human assistance as different forms of authorship*: the former was perceived as human-originated ideas polished by AI, whereas the latter was perceived as AI-originated ideas refined by humans; Appendix A.8.4. This asymmetry likely explains the elevated trust and susceptibility observed in the Human+AI condition. When human authorship is perceived as primary, content may inherit the credibility people typically associate with human-originated ideas. Thus, malicious actors may exploit human-involvement cues to lend unwarranted credibility to logically flawed arguments, making them more persuasive than they should be.

LLMs can support humans in reasoning evaluations. LLMs were comparatively stable across source conditions when assessing reasoning quality. While prior work reports label effects in trust-oriented evaluations (Sun et al., 2026), we

found LLM judgments of logical fallacies to be largely robust to source manipulations, suggesting that source sensitivity may be task and model-dependent rather than universal. This could also be explained by recent advances that have improved LLM performance on reasoning tasks (Jeong et al., 2025), though LLMs remain prone to their own systematic biases even when producing structured and coherent judgments (Zheng et al., 2023).

Still, models differed meaningfully in evaluation style and sensitivity to logical quality. Gemini 2.5 Flash showed the strongest separation between fallacies and non-fallacies, whereas Claude Sonnet 4.5 produced more conservative ratings overall. Importantly, the source-agnostic evaluation patterns were robust across prompting strategies; Appendix A.9. These findings suggest that decision-making workflows may benefit from carefully designed human–LLM collaboration pipelines to help reduce vulnerabilities unique to either humans or LLMs.

Humans and LLMs are more susceptible to different types of logical fallacies. Logical fallacy detection remains a challenging problem (Jin et al., 2022). Even expert human annotators exhibit substantial disagreement on the CoCoLoFa dataset (Yeh et al., 2024), and both humans and LLMs are more susceptible to certain fallacy types than others (Payandeh et al., 2024). Our findings revealed a similar pattern: humans were more susceptible to *hasty generalizations*, whereas LLMs were more influenced by *appeal to nature and appeal to tradition* fallacies. Thus, humans and LLMs may rely on distinct reasoning heuristics when evaluating argument quality, leading to complementary error patterns, supporting the design of collaborative workflows that use LLMs not as replacements for human judgment, but as complementary checks against source-driven human biases.

Confidence judgments do not necessarily reflect reasoning quality. Humans remained similarly confident across labeled source conditions despite being more susceptible to fallacies in the Human and Human+AI conditions, suggesting a mismatch between confidence and reasoning quality. However, they were somewhat less confident in assessing fallacies in the control condition, where no source label was provided, suggesting that source labels may serve as heuristic cues that increase perceived confidence even when they do not improve reasoning quality. LLM confidence ratings were also stable across source conditions, but LLMs as-

signed higher confidence scores than humans, even for fallacious content, raising concerns about overconfidence. Confidence alone may not reliably reflect reasoning quality for either humans or LLMs (Sun et al., 2025a). Moreover, fallacy-type analyses suggest that humans and LLMs differ in confidence calibration: humans were sometimes more susceptible to certain fallacy types despite lower confidence, whereas LLM confidence more closely aligned with perceived logical accuracy judgments; Appendix A.6.4.

Design implications for increasingly AI-mediated online systems. Source disclosures do not simply inform users about where content comes from; they may unintentionally encourage heuristic judgments over deliberate evaluation of reasoning quality. This is especially consequential given that our participants primarily consume news through social media (Appendix A.8.3), where source labels could be easily manipulated by malicious actors. Yet simply removing source labels is not a viable solution: no-disclosure condition was the least preferred, suggesting that absent labels may not be well-tolerated by users without necessarily improving reasoning quality; Appendix A.8.5. Instead, our findings highlight the need for systems that support content-focused evaluation, such as automated detection of reasoning errors, contextual warnings, or interfaces that encourage users to assess arguments on logical quality rather than source cues alone (Kumar et al., 2024; Pennycook et al., 2020).

6 Conclusion

As AI-generated and AI-assisted content becomes increasingly prevalent, it is critical to understand how source perception shapes human judgment. We show that humans are susceptible to source-label bias when assessing logical reasoning: content labeled as written by a human or human with AI assistance receives higher trust and evaluation scores and is more likely to be judged as logically accurate despite containing fallacies. Thus, perceived source has a significant impact on human reasoning evaluation. While LLMs are largely source-agnostic compared to humans, their performance remains model-dependent, indicating that they are not a standalone solution. Instead, carefully designed human–LLM collaboration pipelines may help mitigate vulnerabilities unique to either humans or LLMs alone.

7 Limitations

Our study has several limitations. First, we specifically focus on logical fallacies in short online comments using the CoCoLoFa dataset (Yeh et al., 2024). While logical fallacies provide a controlled way to evaluate reasoning quality independently of domain-specific factual knowledge, it might be worthwhile to study additional contextual, social, or multimodal factors in future work. In addition, our source conditions were intentionally simplified and limited to a small set of disclosure formats. Real online platforms may contain more complex and ambiguous signals of authorship and credibility. While it is tempting to incorporate multiple datasets, more nuanced fallacy types, and additional factors influencing source-label presentation in a single study, human-subject studies impose practical trade-offs: increasing experimental complexity may make it harder to isolate effects and reduce statistical power.

Second, our human-subjects experiment was conducted using Prolific workers from the United States, who are typically English-speaking, educated, and technologically aware (Douglas et al., 2023), which might impact the generalizability of our findings. Moreover, participants were exposed to a relatively high proportion of logical fallacies (16 out of 32), which presumably exceeds the likelihood of encountering logical fallacies in real-world settings. While this was to ensure sufficient variation across logical fallacy types (two examples from each of the eight fallacy categories), future research should examine how reduced frequency of logical fallacies might alter the current findings, thereby assessing their ecological validity. Importantly, our analyses found no significant main or interaction effects of presentation order, suggesting that randomizing question order helped minimize potential order-related biases.

Third, our LLM evaluation results are limited to three contemporary models (GPT-5.2, Gemini 2.5 Flash, and Claude Sonnet 4.5) and different prompting strategies, including the robustness analyses. While we found LLMs to be comparatively stable across source conditions for our prompting strategies, this should not be interpreted as evidence that they are universally unbiased or reliable evaluators, as such evaluations depend on the domain and task. Notably, LLM evaluations reflect model-generated outputs rather than underlying reasoning processes and may be sensitive to prompt formulation, model

choice, and future system updates.

8 Ethical Considerations

All procedures were conducted in accordance with relevant laws and institutional guidelines. Participants' privacy rights were protected, and informed consent was obtained prior to the study. The study protocol was approved by the Institutional Review Board (IRB) at the authors' institution; the IRB reference number and approval date will be provided upon acceptance. Although participants were informed that the study involved logical fallacies, the experiment employed deception regarding source disclosure to preserve ecological validity. Participants were debriefed at the end of the study, including an explanation of the withheld information and access to appropriate support resources if needed.

Our findings also raise broader ethical concerns regarding AI-mediated communication. In particular, participants showed increased trust and susceptibility when content was labeled as written by a human or written by a human with AI assistance, suggesting that logically erroneous content paired with signals of human involvement may appear more credible and persuasive. Such effects could potentially be exploited to amplify misleading or manipulative content at scale, especially since source labels can be easily misrepresented online. At the same time, studying these phenomena in controlled research settings is important for understanding how source cues influence reasoning judgments and for informing the design of safer and more robust online systems.

9 Acknowledgment

We acknowledge the support from the Linguistic Diversity Across the Lifespan Graduate Research Traineeship Program (NSF Grant No. 2125865), as well as from NSF Grants No. 2114824 and 2131144.

References

- Ad Fontes Media. 2026. Reuters bias and reliability. <https://adfontesmedia.com/reuters-bias-and-reliability/>. [Online; last accessed 05/22/2026].
- AllSides. 2021. Reuters fact check. <https://www.allsides.com/news-source/reuters-fact-check-media-bias>. [Online; last accessed 05/22/2026].

- Anthropic. 2025. Introducing claude sonnet 4.5. <https://www.anthropic.com/news/claude-sonnet-4-5>. Accessed: 2026-04-08.
- Cheng Chen and S Shyam Sundar. 2023. Is this ai trained on credible data? the effects of labeling quality and performance bias on user trust. In *Proceedings of the 2023 CHI Conference on Human Factors in Computing Systems*, pages 1–11.
- Serena Chen and Shelly Chaiken. 1999. The heuristic-systematic. *Dual-process theories in social psychology*, 73.
- Yanran Chen, Lynn Greschner, Roman Klinger, Michael Klenk, and Steffen Eger. 2026. Emotionally charged, logically blurred: Ai-driven emotional framing impairs human fallacy detection. In *Proceedings of the 19th Conference of the European Chapter of the Association for Computational Linguistics (Volume 1: Long Papers)*, pages 6709–6732.
- Inyoung Cheong, Alicia Guo, Mina Lee, Zhehui Liao, Kowe Kadoma, Dongyoung Go, Joseph Chee Chang, Peter Henderson, Mor Naaman, and Amy X Zhang. 2025. Penalizing transparency? how ai disclosure and author demographics shape human and ai judgments about writing. *arXiv preprint arXiv:2507.01418*.
- Gheorghe Comanici, Eric Bieber, Mike Schaekermann, Ice Pasupat, Noveen Sachdeva, Inderjit Dhillon, Marcel Blistein, Ori Ram, Dan Zhang, Evan Rosen, and 1 others. 2025. Gemini 2.5: Pushing the frontier with advanced reasoning, multimodality, long context, and next generation agentic capabilities. *arXiv preprint arXiv:2507.06261*.
- Amy JC Cuddy, Susan T Fiske, and Peter Glick. 2008. Warmth and competence as universal dimensions of social perception: The stereotype content model and the bias map. *Advances in experimental social psychology*, 40:61–149.
- Yue Dai, Jiyoung Lee, and Ji Won Kim. 2024. Ai vs. human voices: How delivery source and narrative format influence the effectiveness of persuasion messages. *International Journal of Human–Computer Interaction*, 40(24):8735–8749.
- Benjamin D Douglas, Patrick J Ewell, and Markus Brauer. 2023. Data quality in online human-subjects research: Comparisons between mturk, prolific, cloudresearch, qualtrics, and sona. *Plos one*, 18(3):e0279720.
- Itiel E Dror. 2020. Cognitive and human factors in expert decision making: six fallacies and the eight sources of bias. *Analytical chemistry*, 92(12):7998–8004.
- Franz Faul, Edgar Erdfelder, Axel Buchner, and Albert-Georg Lang. 2009. Statistical power analyses using g* power 3.1: Tests for correlation and regression analyses. *Behavior research methods*, 41(4):1149–1160.
- Susan T Fiske, Amy JC Cuddy, Peter Glick, and Jun Xu. 2018. A model of (often mixed) stereotype content: Competence and warmth respectively follow from perceived status and competition. In *Social cognition*, pages 162–214. Routledge.
- Isabel O Gallegos, Chen Shani, Weiyan Shi, Federico Bianchi, Izzy Gainsburg, Dan Jurafsky, and Robb Willer. 2026. Labeling messages as ai-generated does not reduce their persuasive effects. *PNAS nexus*, 5(2):pgag008.
- Graham R Gibbs. 2007. Thematic coding and categorizing. *Analyzing qualitative data*, 703(38-56).
- Josh A Goldstein, Jason Chao, Shelby Grossman, Alex Stamos, and Michael Tomz. 2024. How persuasive is ai-generated propaganda? *PNAS nexus*, 3(2):pgae034.
- Jiawei Gu, Xuhui Jiang, Zhichao Shi, Hexiang Tan, Xuehao Zhai, Chengjin Xu, Wei Li, Yinghan Shen, Shengjie Ma, Honghao Liu, and 1 others. 2024. A survey on llm-as-a-judge. *The Innovation*.
- Chadi Helwe, Tom Calamai, Pierre-Henri Paris, Chloé Clavel, and Fabian Suchanek. 2024. Mafalda: A benchmark and comprehensive study of fallacy detection and classification. In *Proceedings of the 2024 Conference of the North American Chapter of the Association for Computational Linguistics: Human Language Technologies (Volume 1: Long Papers)*, pages 4810–4845.
- David M Howcroft and Verena Rieser. 2021. What happens if you treat ordinal ratings as interval data? human evaluations in nlp are even more under-powered than you think. In *Proceedings of the 2021 conference on empirical methods in natural language processing*, pages 8932–8939.
- Timon MJ Hruschka and Markus Appel. 2023. Learning about informal fallacies and the detection of fake news: An experimental intervention. *PLoS One*, 18(3):e0283238.
- Gagan Jain, Samridhi Pareek, and Per Carlbring. 2024. Revealing the source: How awareness alters perceptions of ai and human-generated mental health responses. *Internet Interventions*, 36:100745.
- Jiwon Jeong, Hyeju Jang, and Hogun Park. 2025. Large language models are better logical fallacy reasoners with counterargument, explanation, and goal-aware prompt formulation. In *Findings of the Association for Computational Linguistics: NAACL 2025*, pages 6918–6937.
- Haiyan Jia, Alyssa Appelman, Mu Wu, and Steve Bien-Aime. 2024. News bylines and perceived ai authorship: Effects on source and message credibility. *Computers in Human Behavior: Artificial Humans*, 2(2):100093.

- Zhijing Jin, Abhinav Lalwani, Tejas Vaidhya, Xiaoyu Shen, Yiwen Ding, Zhiheng Lyu, Mrinmaya Sachan, Rada Mihalcea, and Bernhard Schoelkopf. 2022. Logical fallacy detection. In *Findings of the Association for Computational Linguistics: EMNLP 2022*, pages 7180–7198.
- Devon Johnson and Kent Grayson. 2005. Cognitive and affective trust in service relationships. *Journal of Business research*, 58(4):500–507.
- Artur Klingbeil, Cassandra Grützner, and Philipp Schreck. 2024. Trust and reliance on ai—an experimental study on the extent and costs of overreliance on ai. *Computers in Human Behavior*, 160:108352.
- Deepak Kumar, Yousef Anees AbuHashem, and Zakir Durumeric. 2024. Watch your language: Investigating content moderation with large language models. In *Proceedings of the International AAAI Conference on Web and Social Media*, volume 18, pages 865–878.
- Alexandra Kuznetsova, Per B Brockhoff, and Rune HB Christensen. 2017. Imertest package: tests in linear mixed effects models. *Journal of statistical software*, 82:1–26.
- Daniël Lakens. 2013. Calculating and reporting effect sizes to facilitate cumulative science: a practical primer for t-tests and anovas. *Frontiers in psychology*, 4:62627.
- Fan Li, Ya Yang, and Guoming Yu. 2025. Nudging perceived credibility: The impact of aigc labeling on user distinction of ai-generated content. *Emerging Media*, 3(2):275–304.
- Zhuoyan Li, Chen Liang, Jing Peng, and Ming Yin. 2024. How does the disclosure of ai assistance affect the perceptions of writing? In *Proceedings of the 2024 Conference on Empirical Methods in Natural Language Processing*, pages 4849–4868.
- Sue Lim and Ralf Schmäzle. 2024. The effect of source disclosure on evaluation of ai-generated messages. *Computers in Human Behavior: Artificial Humans*, 2(1):100058.
- Teng Lin and Yiqing Zhang. 2026. Visible sources and invisible risks: exploring the impact of ai disclosure on perceived credibility of ai-generated content. *Journal of Science Communication*, 25(1):A09.
- Yang Liu, Dan Iter, Yichong Xu, Shuohang Wang, Ruo Chen Xu, and Chenguang Zhu. 2023. G-eval: Nlg evaluation using gpt-4 with better human alignment. In *Proceedings of the 2023 conference on empirical methods in natural language processing*, pages 2511–2522.
- Jennifer M Logg, Julia A Minson, and Don A Moore. 2019. Algorithm appreciation: People prefer algorithmic to human judgment. *Organizational behavior and human decision processes*, 151:90–103.
- Marketing Tech News. 2025. Instagram tests ai-generated comments to boost engagement. <https://www.marketingtechnews.net/news/instagram-tests-ai-generated-comments-to-boost-engagement/>. [Author: Muhammad Zulhusni; Online; last accessed 04/08/2026].
- Mahjabin Nahar, Eun-Ju Lee, Jin Won Park, and Dongwon Lee. 2025. Catch me if you search: When contextual web search results affect the detection of hallucinations. *Computers in Human Behavior*, page 108763.
- Mahjabin Nahar, Haeseung Seo, Eun-Ju Lee, Aiping Xiong, and Dongwon Lee. 2024. Fakes of varying shades: How warning affects human perception and engagement regarding llm hallucinations. *First Conference on Language Modeling (COLM)*.
- Daniel J O’Keefe. 2008. Elaboration likelihood model. *The International Encyclopedia of Communication*.
- Qian Pan, Zahra Ashktorab, Michael Desmond, Martin Santillan Cooper, James Johnson, Rahul Nair, Elizabeth Daly, and Werner Geyer. 2024. Human-centered design recommendations for llm-as-a-judge. In *Proceedings of the 1st Human-Centered Large Language Modeling Workshop*, pages 16–29.
- Junyeong Park, Seogyong Jeong, Seyoung Song, Yohan Lee, and Alice Oh. 2025. Llm-c3mod: A human-llm collaborative system for cross-cultural hate speech moderation. In *Proceedings of the 3rd Workshop on Cross-Cultural Considerations in NLP (C3NLP 2025)*, pages 71–88.
- Amirreza Payandeh, Dan Pluth, Jordan Hosier, Xuesu Xiao, and Vijay K Gurbani. 2024. How susceptible are llms to logical fallacies? In *Proceedings of the 2024 Joint International Conference on Computational Linguistics, Language Resources and Evaluation (LREC-COLING 2024)*, pages 8276–8286.
- Gordon Pennycook, Jonathon McPhetres, Yunhao Zhang, Jackson G Lu, and David G Rand. 2020. Fighting covid-19 misinformation on social media: Experimental evidence for a scalable accuracy-nudge intervention. *Psychological science*, 31(7):770–780.
- Gordon Pennycook and David G Rand. 2021. The psychology of fake news. *Trends in cognitive sciences*, 25(5):388–402.
- Irene Rae. 2024. The effects of perceived ai use on content perceptions. In *Proceedings of the 2024 CHI Conference on Human Factors in Computing Systems*, pages 1–14.
- Saumya Sahai, Oana Balalau, and Roxana Horincar. 2021. Breaking down the invisible wall of informal fallacies in online discussions. In *Proceedings of the 59th Annual Meeting of the Association for Computational Linguistics and the 11th International Joint Conference on Natural Language Processing (Volume 1: Long Papers)*, pages 644–657.

- Sha Sajadieh, Loredana Fattorini, Raymond Perrault, Yolanda Gil, Vanessa Parli, Lapo Santaralasci, Juan Pava, Nestor Maslej, Russ Altman, Erik Brynjolfsson, Carla Brodley, Jack Clark, Virginia Dignum, Vipin Kumar, James Landay, Terah Lyons, James Manyika, Juan Carlos Niebles, Yoav Shoham, and 4 others. 2026. *The AI Index 2026 Annual Report*. Technical report, AI Index Steering Committee, Institute for Human-Centered AI, Stanford University, Stanford, CA.
- Francesco Salvi, Manoel Horta Ribeiro, Riccardo Gallozzi, and Robert West. 2025. On the conversational persuasiveness of gpt-4. *Nature Human Behaviour*, 9(8):1645–1653.
- Barry R Schlenker, Bob Helm, and James T Tedeschi. 1973. The effects of personality and situational variables on behavioral trust. *Journal of personality and social psychology*, 25(3):419.
- Hendrik Schuff, Hsiu-Yu Yang, Heike Adel, and Ngoc Thang Vu. 2021. Does external knowledge help explainable natural language inference? automatic evaluation vs. human ratings. In *Proceedings of the fourth BlackboxNLP workshop on analyzing and interpreting neural networks for NLP*, pages 26–41.
- Aaditya Singh, Adam Fry, Adam Perelman, Adam Tart, Adi Ganesh, Ahmed El-Kishky, Aidan McLaughlin, Aiden Low, AJ Ostrow, Akhila Ananthram, and 1 others. 2025. Openai gpt-5 system card. *arXiv preprint arXiv:2601.03267*.
- Zhivar Sourati, Vishnu Priya Prasanna Venkatesh, Darshan Deshpande, Himanshu Rawlani, Filip Ilievski, Hông-Ân Sandlin, and Alain Mermoud. 2023. Robust and explainable identification of logical fallacies in natural language arguments. *Knowledge-Based Systems*, 266:110418.
- Giovanni Spitale, Nikola Biller-Andorno, and Federico Germani. 2023. Ai model gpt-3 (dis) informs us better than humans. *Science Advances*, 9(26):eadh1850.
- Stanford Encyclopedia of Philosophy. 2024. Fallacies. <https://plato.stanford.edu/entries/fallacies/>. [Online; last accessed 05/22/2026].
- Fengfei Sun, Ningke Li, Kailong Wang, and Lorenz Goette. 2025a. Large language models are overconfident and amplify human bias. *arXiv preprint arXiv:2505.02151*.
- Xin Sun, Di Wu, Sijing Qin, Isao Echizen, Abdallah El Ali, and Saku Sugawara. 2026. Label effects: Shared heuristic reliance in trust assessment by humans and llm-as-a-judge. *arXiv preprint arXiv:2604.05593*.
- Zhen Sun, Zongmin Zhang, Xinyue Shen, Ziyi Zhang, Yule Liu, Michael Backes, Yang Zhang, and Xinlei He. 2025b. Are we in the ai-generated text world already? quantifying and monitoring aigt on social media. In *Proceedings of the 63rd Annual Meeting of the Association for Computational Linguistics (Volume 1: Long Papers)*, pages 22975–23005.
- The Verge. 2025. Reddit bans researchers who used ai bots to manipulate commenters. <https://www.theverge.com/ai-artificial-intelligence/657978/reddit-ai-experiment-banned>. [Author: Marina Galperina; Online; last accessed 04/08/2026].
- Alexander Todorov, Shelly Chaiken, and Marlone D Henderson. 2002. The heuristic-systematic model of social information processing. *The persuasion handbook: Developments in theory and practice*, 23:195–211.
- Douglas N. Walton. 1987. *Informal fallacies*. *Pragmatics & Beyond Companion Series*.
- Jason Wei, Xuezhi Wang, Dale Schuurmans, Maarten Bosma, Fei Xia, Ed Chi, Quoc V Le, Denny Zhou, and 1 others. 2022. Chain-of-thought prompting elicits reasoning in large language models. *Advances in neural information processing systems*, 35:24824–24837.
- Benfeng Xu, An Yang, Junyang Lin, Quan Wang, Chang Zhou, Yongdong Zhang, and Zhendong Mao. 2023. Expertprompting: Instructing large language models to be distinguished experts. *arXiv preprint arXiv:2305.14688*.
- Min-Hsuan Yeh, Ruyuan Wan, and Ting-Hao Huang. 2024. Cocolofa: A dataset of news comments with common logical fallacies written by llm-assisted crowds. In *Proceedings of the 2024 Conference on Empirical Methods in Natural Language Processing*, pages 660–677.
- Guanglu Zhang, Leah Chong, Kenneth Kotovsky, and Jonathan Cagan. 2023. Trust in an ai versus a human teammate: The effects of teammate identity and performance on human-ai cooperation. *Computers in Human Behavior*, 139:107536.
- Yunhao Zhang and Renée Gosline. 2023. Human favoritism, not ai aversion: People’s perceptions (and bias) toward generative ai, human experts, and human-gai collaboration in persuasive content generation. *Judgment and Decision Making*, 18:e41.
- Lianmin Zheng, Wei-Lin Chiang, Ying Sheng, Siyuan Zhuang, Zhanghao Wu, Yonghao Zhuang, Zi Lin, Zhuohan Li, Dacheng Li, Eric Xing, and 1 others. 2023. Judging llm-as-a-judge with mt-bench and chatbot arena. *Advances in neural information processing systems*, 36:46595–46623.
- Yingfan Zhou, Ester Chen, Manasa Pisipati, Aiping Xiong, and Sarah Rajtmajer. 2025. Effect of ai performance, risk perception, and trust on human dependence in deepfake detection ai system. *Proceedings of the ACM on Human-Computer Interaction*, 9(7):1–24.
- Tiffany Zhu, Iain Weissburg, Kexun Zhang, and William Yang Wang. 2025. Human bias in the face of ai: Examining human judgment against text labeled as ai generated. In *Findings of the Association for*

A Appendix

A.1 AI Assistance Disclosure

We acknowledge the use of AI tools in supporting roles throughout this paper. AI tools assisted with tasks such as improving writing clarity and grammar, understanding technical concepts, and producing initial drafts of code, figures, and tables. The authors thoroughly reviewed, validated, and revised all AI-assisted materials before use. Notably, all conceptual ideas, study design decisions, analyses, and interpretations were developed by the authors. AI-generated outputs served only as preliminary assistance and were subject to substantial human oversight and verification. The authors assume full responsibility for the accuracy, integrity, and originality of the work.

A.2 Fallacy Types

The definitions, examples, and explanations of the eight logical fallacy types used in this paper are drawn directly from the CoCoLoFa dataset (Yeh et al., 2024) and Logically Fallacious⁴.

Appeal to authority. *Definition:* Insisting that **a claim is true simply because a valid authority or expert on the issue said it was true**, without any other supporting evidence offered. *Example:* Richard Dawkins, an evolutionary biologist and perhaps the foremost expert in the field, says that evolution is true. Therefore, it’s true. *Explanation:* Richard Dawkins certainly knows about evolution, and he can confidently tell us that it is true, but that doesn’t make it true. What makes it true is the preponderance of evidence for the theory.

Appeal to majority. *Definition:* **When the claim that most or many people in general or of a particular group accept a belief as true is presented as evidence for the claim.** Accepting another person’s belief, or many people’s beliefs, without demanding evidence as to why that person accepts the belief, is lazy thinking and a dangerous way to accept information. *Example:* Up until the late 16th century, most people believed that the earth was the center of the universe. This was seen as enough of a reason back then to accept this as true. *Explanation:* The geocentric model was an observation (limited) and faith-based, but most

who accepted the model did so based on the common and accepted belief of the time, not on their own observations, calculations, and/or reasoning.

Appeal to nature. *Definition:* When used as a fallacy, **the belief or suggestion that natural is better than unnatural based on its naturalness.** Many people adopt this as a default belief. It is the belief that what is natural must be good (or any other positive, evaluative judgment) and that which is unnatural must be bad (or any other negative, evaluative judgment). *Example:* Cocaine is all natural; therefore, it is good for you. *Explanation:* There are very many things in this world that are natural and very bad for you besides cocaine, including, earthquakes, monsoons, and viruses, just to name a few. Whereas unnatural things such as aspirin, pacemakers, and surgery can be very good things.

Appeal to tradition. *Definition:* **Using historical preferences of the people (tradition), either in general or as specific as the historical preferences of a single individual, as evidence that the historical preference is correct.** Traditions are often passed from generation to generation with no other explanation besides, “this is the way it has always been done”. This is not a reason; it is an absence of a reason. *Example:* Dave: For five generations, the men in our family went to Stanford and became doctors, while the women got married and raised children. Therefore, it is my duty to become a doctor. Kaitlin: Do you want to become a doctor? Dave: It doesn’t matter – it is our family tradition. Who am I to break it? *Explanation:* Just as it takes people to start traditions, it takes people to end them. A tradition is not a reason for action – it is like watching the same movie over and over again but never asking why you should keep watching it.

Appeal to worse problems. *Definition:* **Trying to make a scenario appear better or worse by comparing it to the best or worst case scenario.** *Example:* Son: I am so excited! I got an “A” on my physics exam! Dad: Why not an “A+”? This means that you answered something incorrectly. That is not acceptable! *Explanation:* The poor kid is viewing his success from a very reasonable perspective based on norms. However, the father is using a best case scenario as a comparison, or a very unreasonable perspective. The conclusion “it is not acceptable,” is unreasonable and, therefore, fallacious.

False dilemma. *Definition:* **When only two**

⁴<https://www.logicallyfallacious.com/>

choices are presented yet more exist, or a spectrum of possible choices exists between two extremes. False dilemmas are usually characterized by “either this or that” language, but can also be characterized by omissions of choices. *Example:* I thought you were a good person, but you weren’t at church today. *Explanation:* The assumption here is that if one doesn’t attend church, one must be bad. Of course, good people exist who don’t go to church, and good church-going people could have had a really good reason not to be in church.

Hasty generalization. *Definition:* **Drawing a conclusion based on a small sample size, rather than looking at statistics that are much more in line with the typical or average situation.** *Example:* Four out of five dentists recommend Happy Glossy Smiley toothpaste brand. Therefore, it must be great. *Explanation:* It turns out that only five dentists were actually asked. When a random sampling of 1000 dentists was polled, only 20% actually recommended the brand. The four out of five result was not necessarily a biased sample or a dishonest survey; it just happened to be a statistical anomaly common among small samples.

Slippery slope. *Definition:* **When a relatively insignificant first event is suggested to lead to a more significant event, which in turn leads to a more significant event, and so on, until some ultimate, significant event is reached, where the connection of each event is not only unwarranted but with each step it becomes more and more improbable.** Many events are usually present in this fallacy, but only two are actually required – usually connected by “the next thing you know...” *Example:* We cannot unlock our child from the closet because if we do, she will want to roam the house. If we let her roam the house, she will want to roam the neighborhood. If she roams the neighborhood, she will get picked up by a stranger in a van, who will sell her in a sex slavery ring in some other country. Therefore, we should keep her locked up in the closet. *Explanation:* In this example, it starts out with reasonable effects to the causes. For example, yes, if the child is allowed to go free in her room, she would most likely want to roam the house. Sure, if she roams the house, she will probably want the freedom of going outside, but not necessarily roaming the neighborhood. Now we start to get very improbable. The chances of her getting picked up by a stranger in a van to sell her into sex slavery in another country is next to nothing.

A.2.1 Selected Topics and Filtering Strategy

CoCoLoFa uses topic tags such as protest, international relations, race issue, women rights, Russo-Ukrainian war, environmental issue, gender issue, human rights, drug issue, police brutality, immigration/refugees, COVID/health issue, legislation, freedom of speech, election, sustainability, religious conflict, political debates, U.S. politics, digital rights, and East Asian politics, each associated with the top 10 keywords. However, instead of directly relying on these tags, we adopted a keyword-based topic assignment approach because the provided labels did not always align well with the actual article content. For example, some articles categorized under *culture* were mapped to *race issue*, although such mappings did not always correspond well to the intended topic distinctions in the U.S. context.

Topic	Group 1	Group 2	Group 3
Digital rights	6	6	6
Environmental issue	4	4	4
Culture	3	3	3
Sustainability	1	0	1
Economic issue	0	1	1
Traffic	1	1	0
Health	0	1	1
Public trust	1	0	0
Total	16	16	16

Table 4: Topic distribution of the stimuli used.

As we focused on topics that were not politically biased or emotionally charged, we conducted a two-step filtering process: manual and LLM-based. First, news topics were manually screened to exclude content related to geopolitical tensions, ongoing conflicts, and other sensitive domains. Then, we employed LLM-based filtering with Claude Sonnet 4.5 and GPT-4, using the following prompt: “Analyze the given news title based on whether it is politically biased and emotionally charged in the context of the United States: [News title] and score it on a scale of 1 to 5 (1 = not at all politically biased or emotionally charged, 2 = only slightly politically biased or emotionally charged, 3 = somewhat politically biased or emotionally charged, 4 = moderately politically biased and emotionally charged, 5 = completely politically biased and emotionally charged)”. We only selected the news titles that were classified as “1” or “2” by both models. After the two-step filtering process (manual and LLM-based), we were left with 48 news titles on the following topics: culture, digital

rights, environmental issue, sustainability, traffic, health, economic issue, and public trust. The news articles are divided into three groups of 16 articles each, with topics balanced across groups (Table 4).

A.3 Human Evaluation

A.3.1 Participant Demographic

Demographic Questions. Participants answered the following demographic questions.

- Which age range do you fall into? *Answer options.* 18-29 years old, 30-39 years old, 40-49 years old, 50-59 years old, 60-69 years old, 70-79 years old, 80 years or older, Prefer not to answer
- What is your gender? *Answer options.* Male, Female, Non-Binary, Prefer not to answer
- Are you a native English speaker? *Answer options.* Yes, No
- If participants answered *No* to the previous question: How will you rate your English proficiency on a 5-point scale? Here, 1 means elementary proficiency and 5 means full-bilingual proficiency. *Answer options.* Elementary proficiency (1), Limited working proficiency (2), Professional working proficiency (3), Full professional proficiency (4), Full bilingual proficiency (5)
- What is your ethnic/racial category? (You can choose the closest one.) *Answer options.* American Indian or Alaska Native, Asian, Black or African American, Hispanic or Latino, White or Caucasian, Other, Prefer not to answer
- What is the highest degree or level of school you have completed? If currently enrolled, pick the highest degree you have received. *Answer options.* No schooling completed, High school graduate, diploma or the equivalent (for example: GED), Bachelor's degree, Master's degree, Doctorate degree, Other, Prefer not to answer
- What is your field of study? If you have studied across multiple fields (e.g., undergraduate major/minor or different fields for undergraduate and graduate education) please feel free to select all applicable categories. *Answer options.* Arts and Humanities, e.g.,

Fine Arts, English Literature, History, Philosophy, etc., Biological Sciences, Agriculture, and Natural Resources, e.g., Biology, Biochemistry, Marine Science, Environmental Studies, etc., Physical Sciences and Mathematics, e.g., Physics, Mathematics, Chemistry, Statistics, etc. (If your field of education is related to computers, please select computer-related fields instead), Computer-related fields, e.g., Computer Science, Information Science, Computer Engineering, etc., Social Sciences, e.g., Sociology, Economics, Psychology, International Relations etc., Business, e.g., Accounting, Business Administration, Management, Marketing, etc., Communications, Media, and Public Relations, e.g., Communications, Journalism, Telecommunications, etc., Education, e.g., Education, Early Childhood Education, Special Education, etc., Engineering, e.g., Biomedical Engineering, Electrical Engineering, Civil Engineering, etc. (If your field of education is related to computers, please select computer-related fields instead), Health Professions, e.g., Medicine, Nursing, Pharmacy, Speech Therapy, etc., Social Service Professions, e.g., Military, Forensics, Law, Public Administration, Urban Planning, etc., Other, e.g., Theological Studies, Family Studies, etc., Prefer not to answer

Demographic Responses Participant demographics are reported in Table 5. *Demographics were statistically similar across conditions (all p s > .05). Therefore, demographic variables were not included as covariates in subsequent analyses.*

A.3.2 Procedures and Measures

Onboarding. After informed consents, participants viewed the following message for onboarding.

In this study, we aim to understand online user awareness of argumentation that commonly leads to an error in reasoning due to the deceptive nature of its presentation.

First, you will be presented with a series of news headline-comment pairs. Then, you will be asked to rate the accuracy of the logical reasoning and indicate your confidence in your answer.

You will repeat the procedure for a total of 32 set of texts. After you're finished, you will be asked to provide your demographic information and answer a few questions regarding your evaluation of the commentator.

Measure	N
Gender	
Male	252
Female	246
Non-Binary	6
Prefer not to answer	1
Age	
18–29 years old	80
30–39 years old	147
40–49 years old	115
50–59 years old	86
60–69 years old	53
70–79 years old	20
80 years or older	3
Prefer not to answer	1
Native English Speaker	
Yes	496
No	9
English Proficiency (Non-Native)	
Full bilingual proficiency	5
Full professional proficiency	3
Professional working proficiency	1
Race/Ethnicity	
White or Caucasian	366
Black or African American	76
Hispanic/Latino	29
Asian	23
Other	7
Prefer not to answer	4
Education	
Bachelor’s degree	229
High school graduate or equivalent	143
Master’s degree	84
Doctorate degree	22
Other	22
No schooling completed	3
Prefer not to answer	2
Field of Education*	
Business	97
Computer-related fields	60
Arts and Humanities	41
Health Professions	38
Social Sciences	36
Social Service Professions	22
Biological Sciences/Agriculture	21
Engineering	20
Education	19
Physical Sciences/Mathematics	13
Communications/Media/Public Relations	13
Other	7
Prefer not to answer	5

Table 5: Participant demographics.

*Participants could select multiple fields of education.

The entire procedure will take about 30 minutes.

NOTE: Throughout this study, once you click the ‘Next’ button, you CANNOT go back to the previous page.

Next, participants were informed about how to receive payment from Prolific and that they would

encounter two attention checks in the study. Failure to answer the attention check questions resulted in termination with a payment of 0.2\$, although Prolific permitted no payment in these cases. They were also informed about duplicate submissions, as duplicate submissions were prohibited in this study. Next, all participants were randomly assigned to a source condition (control, Human, Human+AI, AI+Human, AI) and received instructions based on which group they were assigned to (Figure 7).

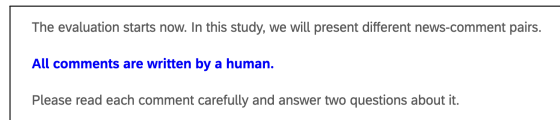


Figure 7: Instruction shown to participants before starting the study. The sentence highlighted in blue was presented differently according to the groups the participants were assigned to.

Main study. During the main study, each participant evaluated 32 news headline-comment pairs and answered questions about the logical accuracy of the comments and their confidence in their logical accuracy ratings (Figure 8).

During the evaluation, participants were exposed to two attention-check questions, as shown in Figure 9. The study automatically terminated for participants who failed either of the attention-check questions.

Manipulation check question. After completing the main study, participants answered a manipulation check question. *Please indicate which source condition you encountered in this study.* Answer options: Source wasn’t mentioned directly, Written by human, Written by AI, Written by human with AI assistance, Written by AI with human assistance. The manipulation check was used to ensure that participants noticed and correctly interpreted the source labels presented during the study (Chen and Sundar, 2023).

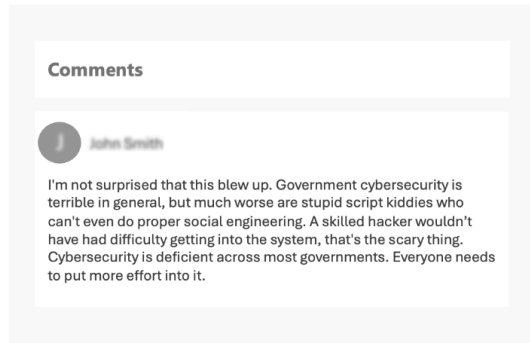
Demographic questions. The demographic questions and participants’ responses have been reported in Appendix A.3.1.

Computer and AI expertise questions. After answering demographic questions, participants answered some computer and AI expertise questions. This allowed us to examine whether there were any meaningful differences across source conditions.

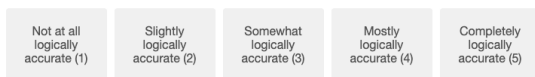
- How would you rate your computer expertise on a 5-point scale? Here, 1 means novice and 5 means expert. *Answer options.* Novice

Password hack claim puts cyber security on the public agenda in North Macedonia

By [Iva Stankovska](#) and [Nesha Stankovska](#)



Rate how logically accurate you find the reasoning in the above comment. Here, 1: not at all logically accurate, and 5 = completely logically accurate.



How confident are you in your assessment of the above comment? Here, 1: not at all confident and 5: completely confident.



Figure 8: An example of a stimulus shown to participants. For each stimulus, participants were asked to rate logical accuracy and their confidence in their logical accuracy judgments in 5-point scales.

Please select 'completely agree' to show that you are paying attention to this question. Here, 1: completely disagree and 5: completely agree.



Figure 9: Attention-check question.

(1), Basic (2), Intermediate (3), Advanced (4), Expert (5)

- How would you rate your level of expertise with artificial intelligence (AI) tools (e.g., ChatGPT, Gemini, Copilot, Midjourney, etc.) on a 5-point scale? Here, 1 means no experience and 5 means expert. *Answer options.* No experience (1), Basic understanding, i.e., familiar with common AI tools or concepts (2), Intermediate, i.e., can use AI tools or understand key ideas with some confidence (3), Advanced, i.e., can apply AI methods or tools effectively in work or study (4), Expert, i.e., possess deep knowledge or professional experience with AI systems or research (5)

- How frequently do you use artificial intelligence (AI) tools (e.g., ChatGPT, Gemini, Copilot, Midjourney, etc.) on a 5-point scale? *Answer options.* Never (1), Rarely, i.e., a few times a year (2), Occasionally, i.e., a few times a month (3), Frequently, i.e., a few times a week (4), Very frequently, i.e., daily or almost daily (5)

News source preference and political alignment question. Participants were asked a question that allowed us to determine their preferences in terms of news source. While this study mainly focuses on online news media, it is important to understand participants' preferences in order to better understand the biases that occurred in the results. *Which of the following best describes your most preferred source of news? Please feel free to select multiple options if applicable.* Answer options. Television news channels; News websites and apps; Social media platforms such as Instagram, Facebook, X, etc.; Search engines such as Google, Bing, etc.; Podcasts or radio; Newspapers Government websites Friends, family, or word of mouth; Others, please specify (Text box).

We also asked participants to answer a question about their political alignment. While we utilized a two-step verification process (manual and LLM-based) to ensure that the news headlines and associated comments were politically and emotionally neutral in the context of the United States, it is still important to understand if there are any differences in participants' political alignments across conditions to better situate the associated biases. *How will you describe your political alignment? Here, 1 means extremely left and 5 means extremely right. These answers will not be traced back to you or impact your compensation, so please answer honestly.* Answer options. Completely left (1), Somewhat left (2), Neutral; neither left nor right (3), Somewhat right (4), Completely right (5).

Trust and evaluation questions. We also asked participants to rate their trust in (Chen and Sundar, 2023; Zhou et al., 2025) and evaluation of the commenters (Nahar et al., 2025), as source labels may impact downstream processes such as trust and evaluation. Trust was measured across cognitive, affective, and behavioral dimensions (Johnson and Grayson, 2005; Schlenker et al., 1973). Participants were asked: *Please indicate how well each sentence describes your opinion about the commenter whose comments you evaluated: I am*

confident in this commentator (C); This commentator has integrity (C); This commentator is reliable (C); I can trust this commentator (C); I am familiar with this commentator's style/content (C); I feel this commentator communicates in a caring or thoughtful manner (A); This commentator displays a warm and caring attitude (A); I am willing to rely on this commentator when forming my own opinions (B); I am willing to consider information conveyed by this commentator when forming my own opinions (B). Note. C = cognitive trust; A = affective trust; B = behavioral trust). For each measure, participants chose from one of the following options. Doesn't describe at all (1), Doesn't describe much (2), Describes somewhat (3) Describes mostly (4), Describes very well (5).

Evaluation measures focused on warmth and competence (Cuddy et al., 2008; Fiske et al., 2018). Participants were asked: *Please indicate how well each adjective describes the commenter you've evaluated comments from: Likable, Friendly, Pleasant, Competent, Intelligent, Capable, Efficient, Helpful.* For each measure, participants chose from one of the following options. *Doesn't describe at all (1), Doesn't describe much (2), Describes somewhat (3) Describes mostly (4), Describes very well (5).*

Additional information about this research study

You were engaged in research that **used a form of deception**. Deception refers to the act of deliberately misleading or giving false information to someone to cause them to believe something that is not true. In research, it often means withholding or misrepresenting information about a study's purpose or procedures to prevent bias in participants' behavior. This deception was used to elicit behavior in the most naturalistic setting.

The true focus of this research was to evaluate the perceived accuracy of comments with and without logical fallacies with varying sources. Logical fallacies are errors in reasoning that make an argument seem convincing, even though the logic behind it is flawed. They often use emotion, distraction, or irrelevant points instead of solid evidence or reasoning. Please see below for an example of a logical fallacy.

Claim: "This product must be good because everyone is buying it!"
That sounds persuasive, but it's a logical fallacy, as something being popular doesn't mean it's good.

Regardless of what source was shown to you for the comments, **please note that all comments were written by humans with assistance from an AI system.**

If you experience any discomfort or wish to speak with a professional regarding your participation, you may contact your local mental health provider or reach out to one of the following resources for support:

- **National Mental Health Helpline (U.S.):** 988 (Suicide and Crisis Lifeline — available 24/7)
- **International Participants:** You can find international hotlines here: [<https://findahelpline.com>], which lists local and international emotional support services.

Figure 10: Debrief information shown to participants at the end of the study.

Process of comment writing question. To understand participants' perceptions regarding how the comments were written, we asked them: *How*

do you think the comments you evaluated were written?

Source preference rank questions. Participants were also asked to rank the sources present in the study, in order to understand whether participants' behavioral patterns followed their explicit preferences. *Please rank the following comment sources according to your preference.* Rank options. Human; Human with AI assistance; AI; AI with Human assistance; No source disclosure. Participants were also asked, *Why did you rank the comment sources in that order?* to better understand why they ranked the sources in the ways that they did.

Debrief information. As the study contained elements of deception with manipulated source disclosure, we included a debrief document at the end of the study, in accordance with IRB guidelines (Figure 10).

A.4 LLM Evaluation

To enable a direct comparison with human judgments, we evaluate three state-of-the-art LLMs: GPT-5.2 (Singh et al., 2025), Gemini 2.5 Flash (Comanici et al., 2025), and Claude Sonnet 4.5 (Anthropic, 2025) on the same set of comments. The prompt format and rating scales are identical to those presented to humans.

Models were presented with identical stimuli and instructed to rate perceived logical accuracy and confidence on a 5-point scale, consistent with the human study. We used the models through their official API with identical settings (temperature=0) for each model at the time of evaluation to make the results reproducible, and each stimulus was evaluated independently to avoid context carryover across inputs. Also, we perform the evaluation three times separately for each model to reduce random error and assess the consistency of the LLM-as-judge evaluation (Gu et al., 2024; Pan et al., 2024). This setup allows direct comparison between human and model judgments under identical conditions. As trust in the commenter and overall evaluation capture interpersonal social judgments that are most meaningful for humans, these measures were only collected in the human study. The prompt is as follows.

You will be presented with a news headline-comment pair. Then, you will be asked to rate the accuracy of the logical reasoning and indicate your confidence in your answer.

[If source disclosed] All comments are written by a [human/AI/human with AI assistance/AI with

human assistance].

Read the comment carefully and answer two questions about it.

Rate how logically accurate you find the reasoning in the comment. Here, 1 = not at all logically accurate, 2 = slightly logically accurate, 3 = somewhat logically accurate, 4 = mostly logically accurate, and 5 = completely logically accurate.

How confident are you in your assessment of the comment? Here, 1 = not at all confident, 2 = slightly confident, 3 = somewhat confident, 4 = mostly confident, and 5 = completely confident.

A.5 Results: Perceived Logical Accuracy

A.5.1 Descriptive Statistics

Table 6 presents the estimated marginal means for perceived logical accuracy across source conditions and fallacy presence. For human evaluators, ratings for non-fallacious comments were relatively similar across conditions, whereas substantial differences emerged for fallacious comments. In particular, fallacious comments received notably higher logical accuracy ratings in the Human ($M = 3.35$) and Human+AI ($M = 3.37$) conditions compared to the Control ($M = 2.40$), AI ($M = 2.53$), and AI+Human ($M = 2.59$) conditions, consistent with the observed Condition \times Fallacy interaction. In contrast, LLMs showed comparatively stable ratings across source conditions, while still assigning lower ratings to fallacious comments overall. Among the evaluated models, Gemini 2.5 Flash demonstrated the largest separation between fallacious and non-fallacious comments, suggesting greater sensitivity to reasoning quality.

A.5.2 Fallacy Penalty

The fallacy penalty was calculated as the difference between perceived logical accuracy ratings for non-fallacious and fallacious comments. Larger fallacy penalties therefore indicate stronger penalization of logically flawed comments and greater sensitivity to reasoning errors. Table 7 shows that human evaluators exhibited substantially smaller fallacy penalties in the Human (0.42) and Human+AI (0.49) conditions compared to the Control (1.47), AI (1.28), and AI+Human (1.29) conditions, suggesting greater susceptibility to flawed reasoning when comments were associated with human involvement. In contrast, LLMs showed relatively stable fallacy penalties across source conditions, consistent with the absence of significant source-label interactions. Although Claude Sonnet 4.5

had a smaller fallacy penalty (0.49) in the AI condition, the differences with other conditions were not statistically significant after Tukey adjustment. Among the evaluated models, Gemini 2.5 Flash exhibited the largest fallacy penalties overall, indicating the greatest sensitivity to logical flaws, whereas Claude Sonnet 4.5 showed comparatively smaller penalties.

A.5.3 Pairwise Comparisons

Table 8 presents the Tukey-adjusted pairwise comparisons for perceived logical accuracy across source conditions. For non-fallacious comments, human evaluators showed no significant differences across source conditions, indicating that source labels had little influence when reasoning quality was high. In contrast, substantial differences emerged for fallacious comments. Specifically, the Human and Human+AI conditions received significantly higher logical accuracy ratings than the Control, AI, and AI+Human conditions (all $p_{adj} < .001$), consistent with the observed Condition \times Fallacy interaction. In contrast, LLMs showed no significant pairwise differences across source conditions for either fallacious or non-fallacious comments, further supporting the finding that LLM judgments were comparatively stable across source-label manipulations.

Table 9 presents Tukey-adjusted pairwise comparisons between non-fallacious and fallacious comments within each evaluator group and source condition. Human evaluators consistently rated non-fallacious comments as more logically accurate than fallacious comments across all source conditions ($p < .001$). Similarly, all LLMs assigned significantly lower ratings to fallacious comments across every source condition. Among the evaluated models, Gemini 2.5 Flash showed the largest differences between fallacious and non-fallacious comments, suggesting greater sensitivity to logical flaws, whereas Claude Sonnet 4.5 exhibited comparatively smaller differences.

Pairwise comparisons of logical accuracy ratings between human and LLMs are presented in Table 10. Welch two-sample t -tests with Holm correction were used due to unequal variances across humans and LLMs. For fallacious comments, humans assigned significantly higher logical accuracy ratings than all evaluated LLMs (all $ps < .001$), which is driven primarily by their greater susceptibility to logical fallacies in the Human and Human+AI conditions. Among LLMs, Gemini as-

Group	Fallacy	Control	Human	AI	Human+AI	AI+Human
Human Evaluators	Absent	3.87 [.134]	3.77 [.139]	3.81 [.130]	3.86 [.132]	3.88 [.129]
	Present	2.40 [.136]	3.35 [.141]	2.53 [.129]	3.37 [.138]	2.59 [.134]
GPT-5.2	Absent	3.52 [.136]	3.50 [.136]	3.23 [.136]	3.38 [.136]	3.27 [.136]
	Present	2.72 [.136]	2.83 [.136]	2.58 [.136]	2.66 [.136]	2.62 [.136]
Gemini 2.5 Flash	Absent	3.67 [.132]	3.67 [.132]	3.46 [.132]	3.65 [.132]	3.52 [.132]
	Present	2.33 [.132]	2.41 [.132]	2.29 [.132]	2.43 [.132]	2.29 [.132]
Claude Sonnet 4.5	Absent	2.94 [.140]	3.00 [.140]	2.67 [.140]	2.88 [.140]	2.75 [.140]
	Present	2.20 [.140]	2.22 [.140]	2.18 [.140]	2.20 [.140]	2.16 [.140]

Table 6: Estimated marginal means for perceived logical accuracy across source conditions and fallacy presence. Note. [] indicates standard error.

Group / Condition	Fallacy Penalty
Human Evaluators – Control	1.47
Human Evaluators – Human	0.42
Human Evaluators – AI	1.28
Human Evaluators – Human+AI	0.49
Human Evaluators – AI+Human	1.29
GPT-5.2 – Control	0.80
GPT-5.2 – Human	0.67
GPT-5.2 – AI	0.65
GPT-5.2 – Human+AI	0.72
GPT-5.2 – AI+Human	0.65
Gemini 2.5 Flash – Control	1.34
Gemini 2.5 Flash – Human	1.26
Gemini 2.5 Flash – AI	1.17
Gemini 2.5 Flash – Human+AI	1.22
Gemini 2.5 Flash – AI+Human	1.23
Claude Sonnet 4.5 – Control	0.74
Claude Sonnet 4.5 – Human	0.78
Claude Sonnet 4.5 – AI	0.49
Claude Sonnet 4.5 – Human+AI	0.68
Claude Sonnet 4.5 – AI+Human	0.59

Table 7: Fallacy penalty across groups and source conditions, calculated as the difference between non-fallacy and fallacy perceived logical accuracy ratings. A larger penalty indicates that fallacious comments were rated much lower than non-fallacious ones, i.e., the evaluator was more sensitive to logical flaws. A smaller penalty indicates that fallacious comments were rated closer to non-fallacious comments, i.e., the evaluator was more susceptible to flawed reasoning.

signed significantly higher ratings to fallacious comments than GPT-5.2 and Claude, whereas GPT-5.2 and Claude also differed significantly from each other. For non-fallacious comments, humans rated comments similarly to Gemini, but significantly higher than GPT-5.2 and Claude. Claude generally assigned the lowest ratings across evaluators, whereas Gemini produced ratings most similar to humans for non-fallacious content.

A.5.4 Fallacy-Type Analysis

Both humans and LLMs varied in perceived logical accuracy across fallacy types (Table 11; Welch two-sample t -tests with Holm correction were used due to unequal variances across groups). This suggests that some reasoning errors were more difficult to detect than others. Human evaluators assigned relatively higher logical accuracy ratings to *hasty generalization* and *false dilemma* compared to several other fallacy types, while *slippery slope* and *appeal to majority* generally received lower ratings ($p < .001$). In contrast, LLMs assigned the highest logical accuracy ratings to *appeal to nature* and *appeal to tradition* ($p < .001$), whereas *appeal to worse problems*, *false dilemma*, and *slippery slope* tended to receive lower ratings. Interestingly, the differing error patterns between humans and LLMs suggest complementary strengths, highlighting the potential value of human–LLM collaboration for reasoning evaluation tasks.

A.6 Results: Confidence in Logical Accuracy

A.6.1 Descriptive Statistics

Table 12 presents the estimated marginal means for confidence in logical accuracy judgments across source conditions and fallacy presence. Human evaluators showed relatively stable confidence ratings across both source conditions and fallacy presence. LLMs were also consistent across source conditions, but they consistently assigned higher confidence scores than humans across all conditions, with Gemini 2.5 Flash exhibiting the highest confidence overall, followed by GPT-5.2 and Claude Sonnet 4.5. Interestingly, whereas GPT-5.2 and Gemini showed only minor confidence differences between fallacious and non-fallacious comments, Claude Sonnet 4.5 exhibited slightly higher confidence for fallacious comments. Overall, the results suggest that LLM confidence judgments were com-

Group	Comparison	Mean Diff.	t	p_{adj}
LLMs – Non-Fallacies				
	No significant comparisons	–	–	–
Human Evaluators – Fallacies				
	Control vs Human	–0.955	–11.28	< .001
	Control vs AI	–0.133	–1.57	.518
	Control vs Human+AI	–0.977	–11.46	< .001
	Control vs AI+Human	–0.194	–2.28	.154
	Human vs AI	0.822	9.83	< .001
	Human vs Human+AI	–0.022	–0.27	.999
	Human vs AI+Human	0.761	9.06	< .001
	AI vs Human+AI	–0.844	–10.02	< .001
	AI vs AI+Human	–0.061	–0.72	.951
	Human+AI vs AI+Human	0.783	9.26	< .001
LLMs – Non-Fallacies				
	Claude Sonnet 4.5: No significant comparisons	–	–	–
	Gemini 2.5 Flash: No significant comparisons	–	–	–
	GPT-5.2: No significant comparisons	–	–	–
LLMs – Fallacies				
	Claude Sonnet 4.5: No significant comparisons	–	–	–
	Gemini 2.5 Flash: No significant comparisons	–	–	–
	GPT-5.2: No significant comparisons	–	–	–

Table 8: Pairwise comparisons for perceived logical accuracy across source conditions within human and LLM groups (Tukey-adjusted). Significant comparisons are shown in bold.

paratively stable across source conditions, but varied substantially across models, with all evaluated LLMs demonstrating consistently high confidence even when evaluating logically fallacious content.

A.6.2 Pairwise Comparisons

For human confidence ratings, most pairwise comparisons were not significant after Tukey correction, other than fallacy vs. no-fallacy in the control condition, where participants were less confident when evaluating fallacious than non-fallacious comments ($p < .001$). LLMs also exhibited mostly stable confidence ratings, other than two small pairwise differences for Gemini 2.5 Flash in the non-fallacy condition, where the Control and AI conditions showed slightly higher confidence ratings than the Human+AI condition ($p_{adj} = .025$); no other pairwise comparisons were significant. However, these effects were comparatively small and did not form a consistent pattern across models or source conditions.

Table 13 presents pairwise comparisons between confidence ratings for non-fallacious and fallacious comments across evaluator groups and source conditions. Human evaluators showed only a small confidence difference between non-fallacious and fallacious comments, with a significant effect emerging only in the Control condition. Similarly,

GPT-5.2 and Gemini 2.5 Flash exhibited largely stable confidence ratings across fallacy presence. In contrast, Claude Sonnet 4.5 consistently showed slightly higher confidence for fallacious comments across conditions. Overall, for human evaluators, confidence judgments appeared substantially less sensitive to fallacy presence than perceived logical accuracy ratings.

Table 14 presents pairwise comparisons between human and LLMs for confidence ratings. Welch two-sample t -tests with Holm correction were used due to unequal variances across groups. Across both fallacious and non-fallacious comments, all evaluated LLMs assigned significantly higher confidence scores than human evaluators ($p < .001$). Gemini 2.5 Flash exhibited the highest confidence overall, followed by GPT-5.2 and Claude Sonnet 4.5. These findings suggest that LLMs maintained consistently high confidence across reasoning tasks, even when evaluating logically fallacious content.

A.6.3 Fallacy-Type Analysis

Humans and LLMs varied in confidence across logical fallacy types (Table 15; Welch two-sample t -tests with Holm correction were used due to unequal variances across groups). Humans reported higher confidence for *slippery slope*, *appeal to worse problems*, and *appeal to majority*

Group	Condition	Mean Diff.	t	p_{adj}
Human Evaluators				
	Control	1.47	28.85	< .001
	Human	0.42	8.44	< .001
	AI	1.28	25.68	< .001
	Human+AI	0.49	9.71	< .001
	AI+Human	1.29	25.76	< .001
Claude Sonnet 4.5				
	Control	0.735	4.25	< .001
	Human	0.776	4.49	< .001
	AI	0.485	2.81	.005
	Human+AI	0.672	3.89	< .001
	AI+Human	0.589	3.41	< .001
Gemini 2.5 Flash				
	Control	1.339	7.75	< .001
	Human	1.256	7.27	< .001
	AI	1.172	6.79	< .001
	Human+AI	1.214	7.03	< .001
	AI+Human	1.235	7.15	< .001
GPT-5.2				
	Control	0.797	4.62	< .001
	Human	0.672	3.89	< .001
	AI	0.651	3.77	< .001
	Human+AI	0.714	4.13	< .001
	AI+Human	0.651	3.77	< .001

Table 9: Pairwise comparisons between non-fallacious and fallacious comments within each evaluator group and source condition (Tukey-adjusted). Positive values indicate higher perceived logical accuracy ratings for non-fallacious comments.

Comparison	t	p
Fallacious Comments		
Humans vs GPT-5.2	6.70	< .001
Humans vs Claude	15.94	< .001
Humans vs Gemini	9.07	< .001
GPT-5.2 vs Claude	6.53	< .001
GPT-5.2 vs Gemini	3.44	.001
Claude vs Gemini	-1.61	.109
Non-Fallacious Comments		
Humans vs GPT-5.2	4.01	< .001
Humans vs Claude	12.05	< .001
Humans vs Gemini	-0.23	.820
GPT-5.2 vs Claude	7.79	< .001
GPT-5.2 vs Gemini	-2.24	.052
Claude vs Gemini	-7.35	< .001

Table 10: Pairwise comparisons between human and LLMs for perceived logical accuracy ratings.

($p_{adj} < .01$), whereas confidence was comparatively lower for *hasty generalization*. For LLMs, confidence was highest for *appeal to tradition* and *appeal to nature*, both rated significantly higher than several other fallacies ($p_{adj} < .001$). In contrast, *hasty generalization*, *false dilemma*, and *appeal to worse problems* generally received compar-

atively lower confidence ratings.

A.6.4 Human and LLMs differ in Confidence Calibration

Interestingly, humans and LLMs showed different relationships between confidence and susceptibility across fallacy types. Human evaluators were often more susceptible to certain fallacies, such as *hasty generalization*, despite expressing relatively lower confidence for them, whereas higher confidence for *slippery slope* and *appeal to majority* coincided with lower perceived logical accuracy ratings. One possible interpretation is that human evaluators may sometimes assign relatively high logical accuracy ratings to fallacious arguments even when they are uncertain about their judgments. For example, the comparatively high logical accuracy ratings but lower confidence ratings for *hasty generalization* suggest that participants may have sensed ambiguity or difficulty detecting the reasoning flaw while still evaluating the argument favorably overall. This pattern is also consistent with prior work on hallucination evaluation, where participants assigned higher perceived accuracy ratings to minor hallucinations despite expressing lower confidence

Evaluator	Comparison	<i>p</i>
Human	Hasty generalization > Appeal to tradition	< .001
	Hasty generalization > Appeal to worse problems	< .001
	Hasty generalization > Appeal to majority	< .001
	Hasty generalization > Slippery slope	< .001
	False dilemma > Appeal to authority	< .001
	False dilemma > Appeal to majority	< .001
	False dilemma > Slippery slope	< .001
	Appeal to authority < Appeal to nature	< .001
	Appeal to majority < Appeal to nature	< .001
	Appeal to majority < Appeal to tradition	< .001
	Slippery slope < Appeal to tradition	< .001
	Slippery slope < Appeal to nature	< .001
	LLMs	Appeal to nature > Appeal to authority
Appeal to nature > Appeal to majority		< .001
Appeal to tradition > Appeal to authority		< .001
Appeal to tradition > Appeal to majority		< .001
Appeal to worse problems < Appeal to nature		< .001
Appeal to worse problems < Appeal to tradition		< .001
False dilemma < Appeal to nature		< .001
False dilemma < Appeal to tradition		< .001
Hasty generalization < Appeal to nature		< .001
Hasty generalization < Appeal to tradition		< .001
Slippery slope < Appeal to nature		< .001
Slippery slope < Appeal to tradition		< .001

Table 11: Pairwise comparisons across logical fallacy types for perceived logical accuracy ratings. Only selected statistically significant comparisons are shown for readability.

Group	Fallacy	Control	Human	AI	Human+AI	AI+Human
Human Evaluators	Absent	3.93 [.071]	3.78 [.062]	3.92 [.063]	3.92 [.074]	3.95 [.081]
	Present	3.82 [.063]	3.79 [.084]	3.87 [.081]	3.89 [.062]	3.90 [.069]
GPT-5.2	Absent	4.34 [.063]	4.42 [.063]	4.42 [.063]	4.40 [.063]	4.48 [.063]
	Present	4.29 [.063]	4.29 [.063]	4.46 [.063]	4.38 [.063]	4.46 [.063]
Gemini 2.5 Flash	Absent	4.71 [.058]	4.65 [.058]	4.71 [.058]	4.50 [.058]	4.57 [.058]
	Present	4.67 [.058]	4.60 [.058]	4.67 [.058]	4.67 [.058]	4.67 [.058]
Claude Sonnet 4.5	Absent	4.04 [.067]	4.02 [.067]	4.07 [.067]	4.04 [.067]	4.07 [.067]
	Present	4.27 [.067]	4.25 [.067]	4.29 [.067]	4.29 [.067]	4.31 [.067]

Table 12: Estimated marginal means for confidence in logical accuracy across source conditions and fallacy presence. Note. [] indicates standard error.

in those judgments (Nahar et al., 2025). Perhaps, human evaluators may sometimes remain susceptible to logically flawed content in cases where they are uncertain. In contrast, LLM confidence patterns more closely aligned with their logical accuracy judgments: fallacy types receiving higher logical accuracy ratings, such as *appeal to nature* and *appeal to tradition*, also tended to receive higher confidence ratings. Together, these patterns suggest that humans and LLMs may differ in how confidence calibration relates to reasoning susceptibility across fallacy types.

A.7 Results: Trust and Evaluation

Both the trust scales (Cronbach’s $\alpha = .84$) and the overall evaluation scales (Cronbach’s $\alpha = .89$)

demonstrated high internal consistency. Therefore, items were averaged into composite measures. Descriptive statistics showed a similar pattern for both trust and overall evaluation ratings across conditions. For trust, the Human condition received the highest ratings ($M = 3.69$, 95% CI [3.52, 3.86]), followed by Human+AI ($M = 3.39$, 95% CI [3.21, 3.56]), AI+Human ($M = 3.06$, 95% CI [2.88, 3.23]), AI ($M = 2.93$, 95% CI [2.76, 3.10]), and Control ($M = 2.83$, 95% CI [2.65, 3.01]). A similar pattern emerged for overall evaluation ratings: Human received the highest evaluations ($M = 3.91$, 95% CI [3.75, 4.07]), followed by Human+AI ($M = 3.63$, 95% CI [3.47, 3.80]), AI+Human ($M = 3.23$, 95% CI [3.07, 3.39]), AI ($M = 3.15$, 95% CI [2.99, 3.31]), and Control

Group	Condition	Diff.	t	p_{adj}
Humans	Control	0.112	3.51	< .001
	Human	-0.013	-0.43	.667
	AI	0.051	1.64	.101
	Human+AI	0.030	0.95	.341
	AI+Human	0.047	1.50	.134
Claude	Control	-0.227	-2.59	.010
	Human	-0.227	-2.59	.010
	AI	-0.227	-2.59	.010
	Human+AI	-0.248	-2.83	.005
	AI+Human	-0.248	-2.83	.005
Gemini	Control	0.044	0.50	.619
	Human	0.044	0.50	.619
	AI	0.044	0.50	.619
	Human+AI	-0.165	-1.88	.061
	AI+Human	-0.102	-1.16	.245
GPT-5.2	Control	0.044	0.50	.619
	Human	0.127	1.45	.148
	AI	-0.040	-0.45	.651
	Human+AI	0.023	0.26	.795
	AI+Human	0.023	0.26	.795

Table 13: Pairwise comparisons between non-fallacious and fallacious comments for confidence ratings across evaluator groups and source conditions (Tukey-adjusted). Positive values indicate higher confidence for non-fallacious comments.

Comparison	t	p
Fallacious Comments		
Humans vs GPT-5.2	-12.33	< .001
Humans vs Claude	-10.34	< .001
Humans vs Gemini	-18.90	< .001
Non-Fallacious Comments		
Humans vs GPT-5.2	-12.15	< .001
Humans vs Claude	-4.82	< .001
Humans vs Gemini	-17.32	< .001

Table 14: Pairwise comparisons between human and LLMs for confidence ratings.

($M = 3.11$, 95% CI [2.95, 3.28]). Overall, conditions associated with human involvement received higher trust and evaluation ratings than fully AI-generated or undisclosed-source conditions. The post-hoc pairwise comparisons for trust and overall evaluation scores, using Tukey-adjusted p -values, are presented in Table 16. In addition, trust and overall evaluation scores were strongly correlated ($r = .89$, $p < .001$), indicating that participants who trusted the commenter more also evaluated the commenter more positively.

A.8 Post-Session Results

A.8.1 Manipulation Check

Participants generally identified the assigned source conditions correctly, with an overall

manipulation-check accuracy of 82.2%. Accuracy was higher for the Human (87.4%), Human+AI (88.0%), AI (86.4%), and no source disclosure (81.6%) conditions, suggesting that participants largely perceived the intended source manipulations. Accuracy was lowest for the AI with human assistance (67.3%) condition. Some participants identified the comments as written by human with AI assistance, indicating that those participants may have perceived these two forms of collaboration as conceptually similar or difficult to distinguish. Nevertheless, participants were generally able to articulate nuanced reasoning about authorship, human oversight, and AI involvement when explaining their interpretations of the comment writing process and their source preferences.

A.8.2 Computer and AI Expertise

The results of computer expertise, AI expertise, and AI usage frequency are presented in Table 17. Notably, the participant population reported relatively high levels of computer familiarity, AI expertise, and AI usage frequency. Despite this, participants remained susceptible to source-label bias, suggesting that **familiarity with and higher usage of AI systems alone may not protect users from heuristic reasoning based on perceived authorship or credibility cues**. Pairwise comparisons showed no meaningful differences in these measures across ex-

Evaluator	Comparison	<i>p</i>
Human	Slippery slope > False dilemma	< .01
	Slippery slope > Appeal to tradition	< .01
	Slippery slope > Appeal to nature	< .01
	Appeal to worse problems > Hasty generalization	< .01
	Appeal to worse problems > False dilemma	< .01
	Appeal to majority > False dilemma	< .01
	Appeal to majority > Appeal to tradition	< .01
	Appeal to majority > Appeal to nature	< .01
	Appeal to authority > Appeal to nature	< .01
	Hasty generalization < Slippery slope	< .01
	Hasty generalization < Appeal to tradition	< .01
	Hasty generalization > Appeal to majority	< .01
	LLMs	Appeal to nature > Appeal to authority
Appeal to nature > Appeal to majority		< .001
Appeal to tradition > Appeal to authority		< .001
Appeal to tradition > Appeal to majority		< .001
Appeal to worse problems < Appeal to nature		< .001
Appeal to worse problems < Appeal to tradition		< .001
False dilemma < Appeal to nature		< .001
False dilemma < Appeal to tradition		< .001
Hasty generalization < Appeal to tradition		< .01
Hasty generalization < Appeal to worse problems		< .01
Hasty generalization < False dilemma		< .01
Slippery slope < Appeal to tradition	< .001	

Table 15: Pairwise comparisons across logical fallacy types for confidence ratings. Only selected statistically significant comparisons are shown for readability.

perimental conditions (all $ps > .05$), indicating that the observed effects were unlikely to be driven by variations in participants’ technical or AI-related backgrounds. Therefore, these variables were not included as covariates in the main analyses.

A.8.3 News Source Preference and Political Alignment

Participants’ news source preferences are presented in Table 18. Importantly, **56% of participants reported relying on social media platforms for news consumption, environments that are increasingly populated by AI-generated and AI-assisted content**, as evident by platforms such as Instagram, which are investigating AI-generated comments to enhance user engagement (Marketing Tech News, 2025), while researchers have employed AI bots on Reddit to test commenters’ perceptions (The Verge, 2025). Thus, **source labels have a crucial impact on how these participants evaluate and perceive the sources from which they consume news**. As our participants also exhibited source bias, these findings raise concerns that AI-generated content paired with signals of human involvement may become especially persuasive in online ecosystems where human and AI-generated communication are increasingly difficult to distinguish (Spitale et al., 2023).

Participants’ political alignment results are presented in Table 19. Participants represented a politically diverse sample, and political alignment results were similar across conditions (all $ps > .05$). Prior research on misinformation often reports ideological asymmetries and politically motivated reasoning in how individuals evaluate information (Pennycook and Rand, 2021). In contrast, our study examined logical reasoning judgments in relatively politically neutral contexts rather than explicit misinformation settings. The presence of source-label effects across a politically diverse participant pool, therefore, suggests that heuristic reliance on perceived authorship may reflect a broader cognitive tendency that extends beyond specific ideological groups. It is also possible that participants perceived our stimuli as relatively politically neutral, as intended in our study design, which reduced the influence of partisan identity on reasoning judgments. *Neither news source preference or political alignment showed any meaningful differences across experimental conditions (all $ps > .05$). Therefore, these variables were not included as covariates in the main analyses.*

Dependent Variable	Comparison	Mean Diff.	SE	<i>t</i>	<i>p</i> _{adj}
Trust	Control vs Human	-0.860	0.126	-6.83	< .001
	Control vs AI	-0.101	0.126	-0.80	.929
	Control vs Human+AI	-0.557	0.127	-4.39	< .001
	Control vs AI+Human	-0.229	0.127	-1.81	.371
	Human vs AI	0.759	0.124	6.10	< .001
	Human vs Human+AI	0.303	0.125	2.42	.112
	Human vs AI+Human	0.632	0.125	5.05	< .001
	AI vs Human+AI	-0.456	0.125	-3.64	.003
	AI vs AI+Human	-0.127	0.125	-1.02	.847
	Human+AI vs AI+Human	0.329	0.126	2.61	.070
Overall Evaluation	Control vs Human	-0.797	0.118	-6.76	< .001
	Control vs AI	-0.038	0.118	-0.33	.998
	Control vs Human+AI	-0.521	0.119	-4.39	< .001
	Control vs AI+Human	-0.118	0.118	-0.99	.859
	Human vs AI	0.758	0.116	6.52	< .001
	Human vs Human+AI	0.276	0.117	2.35	.130
	Human vs AI+Human	0.679	0.117	5.81	< .001
	AI vs Human+AI	-0.483	0.117	-4.12	< .001
	AI vs AI+Human	-0.079	0.117	-0.68	.961
	Human+AI vs AI+Human	0.403	0.118	3.42	.006

Table 16: Pairwise comparisons for trust and overall evaluation ratings across source conditions (Tukey-adjusted).

Measure	N
Computer Expertise	
Expert (5)	78
Advanced (4)	243
Intermediate (3)	156
Basic (2)	26
Novice (1)	2
AI Expertise	
Expert (5)	21
Advanced (4)	197
Intermediate (3)	207
Basic understanding (2)	72
No experience (1)	8
AI Usage Frequency	
Very frequently (5)	149
Frequently (4)	182
Occasionally (3)	120
Rarely (2)	36
Never (1)	18

Table 17: Participants' computer and AI expertise characteristics ($N = 505$).

A.8.4 Participants' Interpretation of the Comment Writing Process

To better understand how participants perceived the writing process behind each comment source, particularly the **two AI-assistance conditions (human with AI assistance and AI with human assistance) and how participants distinguished between them**, we conducted an exploratory descriptive analysis of open-ended explanations. As this analysis was intended to contextualize the quantitative preference results rather than serve as a full qualitative study, we used a simplified form of the-

Preferred News Source	N
Social media platforms	282
News websites and apps	271
Television news channels	188
Search engines	166
Podcasts or radio	122
Friends, family, or word of mouth	97
Newspapers	85
Government websites	35
Others, please specify	13

Table 18: Participants' preferred news sources. Note. Participants were allowed to select multiple options.

Political Alignment	N
Completely left (1)	123
Somewhat left (2)	122
Neutral; neither left nor right (3)	78
Somewhat right (4)	116
Completely right (5)	66

Table 19: Participants' self-reported political alignment ($N = 505$).

matic coding (Gibbs, 2007). One author inductively identified recurring themes from an initial review of the responses and then applied these themes to code the remaining data. Themes were not mutually exclusive, as a single response could contain multiple rationales.

The responses reveal that participants did not merely repeat the assigned labels; rather, they actively interpreted the comments through perceived cues of authorship, authenticity, grammar, emotional tone, and reasoning style. Across conditions,

Source	Mean Rank	Median	#1 Rank	#5 Rank
Human	1.57	1	348	12
Human+AI	2.28	2	60	13
AI+Human	3.00	3	47	11
AI	3.31	4	48	8
No disclosure	4.83	5	2	461

Friedman Test: $\chi^2(4) = 1214.20, p < .001$

Significant Pairwise Comparisons (Wilcoxon signed-rank, Holm corrected)

Human > Human+AI ($p < .001$)
Human > AI+Human ($p < .001$)
Human > AI ($p < .001$)
Human > No disclosure ($p < .001$)
Human+AI > AI+Human ($p < .001$)
Human+AI > AI ($p < .001$)
Human+AI > No disclosure ($p < .001$)
AI+Human > AI ($p < .001$)
AI+Human > No disclosure ($p < .001$)
AI > No disclosure ($p < .001$)

Table 20: Preference rankings for comment source types. Lower ranks indicate greater preference. Participants strongly preferred Human and Human+AI sources, whereas No Disclosure was overwhelmingly least preferred.

participants frequently relied on heuristic cues such as typos, conversational tone, emotional language, grammatical inconsistency, and perceived “genericness” to infer whether comments were written by humans or AI. Many participants associated human-authored comments with emotional nuance, lived experience, grammatical imperfections, and authentic social-media-like behavior, whereas AI-authored comments were often described as overly polished, generic, repetitive, emotionally flat, or structurally uniform. Interestingly, some participants interpreted poor grammar or illogical reasoning as evidence of human authorship, while others interpreted highly structured or overly confident writing as evidence of AI generation.

The human with AI assistance and AI with human assistance conditions revealed especially important differences in how participants conceptualized collaboration between humans and AI. **In the human with AI assistance condition, participants frequently described the comments as primarily human-authored but refined, polished, or edited using AI tools.** AI was commonly framed as a supportive assistant that improved clarity, organization, grammar, or flow while leaving humans in control of the core ideas and opinions. For example, one participant described the comments as “*human opinions that have been lightly polished,*” while another suggested that “*people wrote out the comments but used AI to help them write it out*”. Participants often interpreted this condition as preserving human agency, authentic-

ity, and accountability despite AI involvement.

In contrast, **participants in the AI with human assistance condition more frequently interpreted the comments as primarily AI-generated, with humans serving only supervisory, corrective, or editorial roles.** Responses commonly described humans as “giving feedback,” “checking,” or “guiding” AI outputs rather than originating the reasoning itself. Participants frequently framed the AI as the primary author and humans as secondary overseers. For example, participants described the comments as “*AI wrote something and a human gave feedback,*” or “*the AI wrote the comments which were later evaluated by human.*” This distinction suggests that participants were sensitive not only to the presence of AI, but also to perceived authorship hierarchy and human control within collaborative systems.

Interestingly, even when explicit source labels were provided, some participants continued to disagree with or reinterpret the assigned condition based on stylistic expectations. Several participants in the human condition suspected AI involvement because the comments appeared too polished, generic, or structurally consistent, whereas some participants in the AI condition inferred human authorship due to typos, emotional language, or conversational tone. This suggests that participants do not passively accept source labels; rather, they combine disclosure cues with their own folk theories about how humans and AI *should* write. These results point to an interesting insight: source per-

ception is shaped not only by explicit labels but also by users’ evolving expectations, heuristics, and assumptions about human-AI interaction.

A.8.5 Participants’ Source Preference Ranks and Their Rationales

All participants were asked to rank the five sources in descending order of preference. **Across conditions, participants claimed to strongly prefer comments labeled as written by human or written by human with AI assistance**, whereas comments without source disclosure were overwhelmingly disfavored. This pattern mirrors the trust and logical reasoning results (Table 20), suggesting that source labels influence not only reasoning judgments but also explicit source preferences. Interestingly, **participants strongly disliked the absence of source information**, indicating that users may actively seek authorship cues even when such cues can bias evaluation. Preference rankings for source types did not significantly differ across experimental conditions, suggesting that the assigned condition did not affect participants’ explicit source preferences.

The strong preference for particular labels, combined with increased susceptibility to flawed reasoning under those conditions, raises concerns that AI-generated content paired with signals of human involvement may become especially persuasive in AI-mediated online environments. At the same time, participants’ strong dislike of missing source information highlights a tension for platform design: while users actively seek authorship cues, those same cues may unintentionally bias evaluation.

Participants’ rationales behind their source preferences. To better understand participants’ source preference rankings, we conducted an exploratory descriptive analysis of the open-ended explanations provided after the ranking task. As this analysis was intended to contextualize the quantitative preference results rather than serve as a full qualitative study, we used a simplified form of thematic coding (Gibbs, 2007). One author inductively identified recurring themes from an initial review of the responses, then applied these themes to code the remaining data. Themes are not mutually exclusive, as a single response may contain multiple rationales.

Overall, participants’ explanations aligned closely with the ranking results. Many participants preferred human-authored comments because

they perceived them as more authentic, emotionally grounded, nuanced, and reflective of lived experience. In contrast, AI-generated comments were frequently described as less trustworthy, less genuine, or prone to errors and hallucinations. Participants also expressed strong preferences for transparency and source disclosure, often describing undisclosed sources as suspicious, difficult to evaluate, or lacking accountability. These responses help explain why human and human with AI assistance were preferred most, whereas no source disclosure was overwhelmingly ranked last. More broadly, the qualitative responses reinforce our main finding that source labels shape not only reasoning judgments, but also explicit preferences and perceived credibility.

As evident in participants’ interpretations of the comment writing process, they appeared to interpret human with AI assistance and AI with human assistance as fundamentally different forms of collaboration. Responses frequently described human with AI assistance as preserving human agency and accountability while using AI as a supportive tool for clarity, organization, or efficiency. As one participant noted: *“Human comments are genuine. Some AI assistance can be used for putting thoughts into words, which is OK. The comments should not be written by AI or mostly AI. That is not genuine”*. Several participants similarly viewed human with AI assistance as primarily human-authored content that had been refined or edited using AI assistance (*“I don’t mind if a real human uses AI for flow, editing or slight enhancements”*). In contrast, AI with human assistance was often perceived as primarily AI-driven, with humans serving only supervisory or corrective roles. One participant described it as: *“The primary reasoning and output comes from AI, with a person merely serving to steer it one way”*. These responses suggest that participants were sensitive not only to the presence of AI, but also to perceived authorship hierarchy and human control within AI-assisted collaboration.

A.9 Robustness Across Prompting Strategies

To evaluate robustness across prompting strategies, we compared the baseline prompting setting with chain-of-thought prompting (Wei et al., 2022) and expert-evaluator framing (Xu et al., 2023). These prompting strategies were applied only to LLMs, as our goal was to assess the robustness of model-based evaluation behavior rather than to manipulate human reasoning processes.

To facilitate direct comparisons across prompting strategies, we used the same rating scales for perceived logical accuracy and confidence across all settings. **The robustness analyses indicate that LLMs remained broadly stable across source labels, consistent with our main findings.**

A.9.1 Robustness Prompts

Chain-of-thought: Chain-of-thought (CoT) is a series of intermediate reasoning steps, that can significantly improve the ability of large language models to perform complex reasoning (Wei et al., 2022). For CoT, we used the following prompt.

[If source disclosed] All comments are written by a [human/AI/human with AI assistance/AI with human assistance].

Analyze the comment step by step: 1. Identify the main claim. 2. Determine whether the reasoning contains logical flaws or fallacies. 3. Briefly explain your reasoning.

Then answer the following two questions.

Rate how logically accurate you find the reasoning in the comment. Here, 1 = not at all logically accurate, 2 = slightly logically accurate, 3 = somewhat logically accurate, 4 = mostly logically accurate, and 5 = completely logically accurate.

How confident are you in your assessment of the comment? Here, 1 = not at all confident, 2 = slightly confident, 3 = somewhat confident, 4 = mostly confident, and 5 = completely confident.

Expert evaluator framing: Expert evaluator framing is a prompting technique that improves judgment quality by assigning the model a specific professional evaluator role, that can improve response quality (Xu et al., 2023). For expert framing, we utilized the following prompt:

You are an expert in logical reasoning and argument analysis. Carefully evaluate the logical quality of the following comment.

[If source disclosed] All comments are written by a [human/AI/human with AI assistance/AI with human assistance].

Answer the following two questions.

Rate how logically accurate you find the reasoning in the comment. Here, 1 = not at all logically accurate, 2 = slightly logically accurate, 3 = somewhat logically accurate, 4 = mostly logically accurate, and 5 = completely logically accurate.

How confident are you in your assessment of the comment? Here, 1 = not at all confident, 2 = slightly confident, 3 = somewhat confident, 4 = mostly confident, and 5 = completely confident.

A.9.2 Perceived Logical Accuracy Across Prompting Strategies

To evaluate the robustness of our findings, we repeated the LLM evaluations using chain-of-thought (CoT) and expert-style prompting strategies in addition to direct prompting, as shown in Table 21. Overall, the primary qualitative findings remained stable across prompting methods. Across all models, prompts, and source conditions, non-fallacious comments consistently received significantly higher logical accuracy ratings than fallacious comments, indicating robust sensitivity to reasoning quality. As illustrated in Figure 11, this fallacy-non-fallacy gap remained consistently positive across all models and prompting strategies. At the same time, source-label effects were largely absent: across all model, prompt, and fallacy combinations, only one significant across-source comparison emerged, for Claude Sonnet 4.5 under chain-of-thought prompting in the non-fallacy condition, where Control ($M = 3.21$) exceeded AI ($M = 2.94$, $p = .01$).

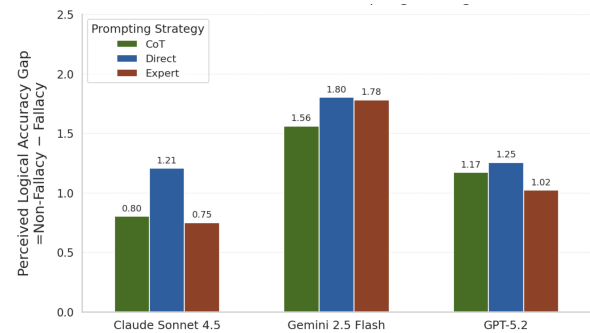


Figure 11: Perceived logical accuracy gap = Non-fallacy - Fallacy, by model and prompting strategy. Higher values are better, as they indicate greater sensitivity to fallacious content.

Prompting strategies primarily affected evaluation strictness rather than the broader pattern of judgments. CoT and expert prompting frequently produced lower logical accuracy ratings than direct prompting, particularly for non-fallacious comments, suggesting more conservative or cautious evaluation behavior. This pattern was especially pronounced for Claude Sonnet 4.5 and Gemini 2.5 Flash, which showed larger reductions under deliberative prompting, whereas GPT-5.2 exhibited more consistent decreases under expert prompting.

Importantly, despite these shifts in absolute ratings, the relative structure of evaluations remained largely unchanged across prompting methods, suggesting that prompting altered calibration more

Model	Source Condition	Fallacy	Direct	CoT	Expert
GPT-5.2	Control	Present	2.44	2.29	2.17
	Control	Absent	3.79	3.54	3.31
	Human	Present	2.54	2.35	2.19
	Human	Absent	3.77	3.56	3.29
	AI	Present	2.29	2.17	2.02
	AI	Absent	3.50	3.29	3.02
	Human+AI	Present	2.38	2.29	2.17
	Human+AI	Absent	3.65	3.46	3.10
	AI+Human	Present	2.33	2.15	2.04
	AI+Human	Absent	3.54	3.25	2.98
Claude Sonnet 4.5	Control	Present	1.92	1.81	1.83
	Control	Absent	3.21	2.92	2.71
	Human	Present	1.94	1.87	1.90
	Human	Absent	3.27	2.67	2.69
	AI	Present	1.90	1.75	1.77
	AI	Absent	2.94	2.35	2.46
	Human+AI	Present	1.92	1.78	1.85
	Human+AI	Absent	3.15	2.52	2.50
	AI+Human	Present	1.88	1.77	1.75
	AI+Human	Absent	3.02	2.53	2.48
Gemini 2.5 Flash	Control	Present	2.04	1.65	2.06
	Control	Absent	3.94	3.29	3.96
	Human	Present	2.12	1.58	2.10
	Human	Absent	3.94	3.10	3.88
	AI	Present	2.00	1.44	1.98
	AI	Absent	3.73	3.02	3.77
	Human+AI	Present	2.15	1.52	1.98
	Human+AI	Absent	3.92	3.06	3.79
	AI+Human	Present	2.00	1.52	1.94
	AI+Human	Absent	3.79	3.04	3.56

Table 21: Mean perceived logical accuracy ratings across source conditions, fallacy presence, and prompting strategies for LLMs.

strongly than underlying reasoning preferences or source-label sensitivity. These findings further support the conclusion that source-label susceptibility was primarily a human vulnerability rather than a property of LLMs.

A.9.3 Confidence Ratings Across Prompting Strategies

Across all three models, no significant differences emerged across source conditions for confidence ratings (Table 22), indicating that LLM confidence judgments remained largely source-agnostic across prompting strategies. This mirrors the confidence findings from the main LLM evaluation and further supports the conclusion that source-label differences were minimal across prompting strategies. At the same time, prompting strategies produced shifts in absolute values of confidence rather than source sensitivity.

Claude Sonnet 4.5 exhibited the strongest prompting-related effects. Under chain-of-thought (CoT) prompting, Claude frequently assigned

Model	Source Condition	Fallacy	Direct	CoT	Expert
GPT-5.2	Control	Present	4.29	4.29	4.31
	Control	Absent	4.33	4.12	4.12
	Human	Present	4.29	4.27	4.29
	Human	Absent	4.42	4.08	4.17
	AI	Present	4.46	4.33	4.40
	AI	Absent	4.42	4.10	4.19
	Human+AI	Present	4.38	4.33	4.33
	Human+AI	Absent	4.40	4.08	4.19
	AI+Human	Present	4.46	4.40	4.46
	AI+Human	Absent	4.48	4.17	4.25
Claude Sonnet 4.5	Control	Present	4.27	4.60	4.29
	Control	Absent	4.04	4.10	4.02
	Human	Present	4.25	4.57	4.33
	Human	Absent	4.02	4.08	4.08
	AI	Present	4.29	4.71	4.35
	AI	Absent	4.06	4.17	4.04
	Human+AI	Present	4.29	4.59	4.31
	Human+AI	Absent	4.04	4.08	4.04
	AI+Human	Present	4.31	4.67	4.38
	AI+Human	Absent	4.06	4.13	4.04
Gemini 2.5 Flash	Control	Present	4.67	4.92	4.85
	Control	Absent	4.71	4.79	4.77
	Human	Present	4.60	4.96	4.85
	Human	Absent	4.65	4.88	4.83
	AI	Present	4.67	4.98	4.83
	AI	Absent	4.71	4.88	4.81
	Human+AI	Present	4.67	4.94	4.88
	Human+AI	Absent	4.50	4.90	4.79
	AI+Human	Present	4.67	4.98	4.88
	AI+Human	Absent	4.56	4.94	4.85

Table 22: Mean confidence ratings across source conditions, fallacy presence, and prompting strategies for LLMs.

higher confidence ratings than under direct or expert prompting, particularly for fallacious comments. Interestingly, these increases in confidence occurred even though CoT prompting simultaneously lowered perceived logical-accuracy ratings in the primary robustness analyses, suggesting more decisive identification of flawed reasoning under deliberative prompting. Claude also showed lower confidence ratings for non-fallacious comments relative to fallacious comments across several prompting settings. Gemini 2.5 Flash showed comparatively stable confidence ratings across prompting strategies, despite maintaining consistently high overall confidence levels. GPT-5.2 exhibited modest decreases in confidence under CoT and expert prompting relative to direct prompting, particularly for non-fallacious comments.

Importantly, despite these prompt-related shifts in confidence calibration, the absence of systematic source-label effects remained stable across models and prompting strategies. Overall, the robustness analyses suggest that prompting strategies influ-

enced confidence calibration more strongly than source-label sensitivity, reinforcing our central conclusion that source-label susceptibility was primarily characteristic of human evaluators rather than LLMs.