

# Multi-Legal-Bench: Evaluating LLMs on Legal Reasoning Across Jurisdictions, Languages, and Legal Traditions

Volodymyr Ovcharov  
 SecondLayer  
 vladimir@legal.org.ua  
<https://legal.org.ua>

## Abstract

Legal NLP benchmarks overwhelmingly evaluate a single language or aggregate tasks that differ fundamentally across jurisdictions, making cross-lingual comparison impossible. We introduce **Multi-Legal-Bench**, the first cross-jurisdictional legal benchmark that evaluates identical tasks across six countries (Ukraine, France, Netherlands, Poland, Czech Republic, Lithuania), four language families, and 134 million court decisions. The benchmark defines five tasks – court-type classification, judgment form classification, case-outcome prediction, legal norm extraction, and cause category prediction – mapped to structured metadata from national court registries, forming a deliberately sparse  $5 \times 6$  task–jurisdiction matrix (20 of 30 cells filled). We evaluate 7 frontier LLMs under zero-shot and 3-shot prompting via AWS Bedrock, with 4 additional small/medium models (3–12B) for scaling analysis. Our results reveal that: (1) task-dependent few-shot effects discovered in Ukrainian replicate across all jurisdictions; (2) no single model dominates any language – rankings shift with both task and jurisdiction; (3) cross-lingual few-shot transfer does *not* follow language proximity: UA→FR (Romance,  $-2.1$  pp) transfers better than UA→PL (Slavic,  $-13.7$  pp), with label-set alignment predicting transfer quality better than language family; and (4) tokenizer fertility, despite a  $2.3 \times$  spread, does *not* significantly predict cross-lingual accuracy ( $r = -0.27$ ,  $p = 0.14$ ), suggesting that model architecture and pretraining data dominate tokenizer efficiency. We release all data, prompts, and model predictions.

**Data:** <https://huggingface.co/datasets/overthelex/multi-legal-bench>

**Keywords:** legal NLP, multilingual benchmark, cross-jurisdictional evaluation, court decisions, few-shot learning, tokenizer fertility

## 1 Introduction

The rapid adoption of large language models in legal practice has spurred the development of benchmarks, yet evaluation remains siloed. English benchmarks – LegalBench [Guha et al., 2023], LexGLUE [Chalkidis et al., 2022], CUAD [Hendrycks et al., 2021] – test common-law reasoning in a single language. Multilingual efforts like LEXTREME [Niklaus et al., 2023] and MultiLegalPile [Niklaus et al., 2024] cover EU languages but aggregate *different* tasks per language, making cross-lingual comparison impossible: a topic-classification score in German tells us nothing about how the same model would perform on the same task in French.

This design gap matters. When tasks differ, performance differences confound language ability with task difficulty. A model that scores 90% on German topic classification and 70% on French court-type classification is not necessarily worse at French – the tasks are different.

We address this gap with **Multi-Legal-Bench**, a benchmark built on a simple principle: *identical tasks, different jurisdictions*. We define five legal reasoning tasks and map them to structured metadata from national court decision registries in six countries (Table 3). Not every task is available in every jurisdiction – metadata richness varies – yielding a deliberately sparse

5×6 matrix. This sparsity is itself informative: it reflects the heterogeneity of open judicial data worldwide.

The empirical foundation is the SecondLayer Legal Corpus: 134 million court decisions with full text from 20 jurisdictions, of which we select six for the benchmark based on metadata richness and language diversity. Our six jurisdictions span four language families (Slavic, Romance, Germanic, Baltic) and two scripts (Latin, Cyrillic), all within the civil-law tradition, enabling controlled comparisons that isolate language effects from legal-system effects.

Our contributions:

1. The first legal benchmark with **identical tasks evaluated across multiple jurisdictions**, enabling true cross-lingual comparison.
2. A **sparse task–jurisdiction matrix** design that honestly represents real-world metadata availability rather than forcing artificial uniformity.
3. **Cross-lingual transfer experiments** revealing that transfer quality depends on label-set alignment, not language proximity: UA→FR (−2.1 pp) outperforms UA→PL (−13.7 pp) despite greater linguistic distance.
4. A **fertility–performance analysis** across 6 languages × 9 models showing that tokenizer efficiency does *not* significantly predict cross-lingual legal task accuracy ( $r=-0.27$ , n.s.), despite strong within-language effects reported in prior work.
5. All data, prompts, predictions, and evaluation code released publicly.

## 2 Related Work

**English legal benchmarks.** LegalBench [Guha et al., 2023] defines 162 tasks spanning six reasoning categories (issue-spotting, rule-recall, interpretation, application, conclusion, rhetoric), evaluated on 20 LLMs. LexGLUE [Chalkidis et al., 2022] provides a multi-task benchmark across seven English datasets. CUAD [Hendrycks et al., 2021] focuses on contract review. All evaluate exclusively in English within common-law systems. Non-English single-language benchmarks have appeared for Portuguese [Canaverde et al., 2025], Vietnamese [Dong et al., 2025], Arabic [Hijazi et al., 2024], and Japanese [Fujita et al., 2025], but each covers one jurisdiction.

**Multilingual legal NLP.** LEXTREME [Niklaus et al., 2023] aggregates 11 datasets nominally spanning 24 EU languages, but only two sub-tasks – MultiEURLEX (EUROVOC topic classification) and MAPA (named entity recognition) – evaluate the *same* task across languages, and both draw from **EU legislation** (EUR-Lex), not national court decisions. The remaining nine sub-tasks are jurisdiction-specific: Brazilian court decisions (BCD), German argument mining (GAM), Greek legal code classification (GLC), Greek NER (GLN), Romanian NER (LNR), Brazilian NER (LNB), Swiss judgment prediction (SJP), EU terms of service (OTS), and COVID emergency classification (C19). A score on Greek NER cannot be compared with a score on Brazilian court classification – the tasks are fundamentally different. LEXTREME evaluates BERT-scale encoder models (XLM-R), not generative LLMs.

MultiLegalPile [Niklaus et al., 2024] provides 689 GB of multilingual legal text for pretraining but defines no evaluation tasks. SCALE [Rasiah et al., 2024] (also published as “One Law, Many Languages” at ICLR 2024 DMLR) evaluates court view generation, judgment prediction, summarization, citation extraction, and text classification – but exclusively on **Swiss Federal Supreme Court** data in five languages (DE, FR, IT, Romansh, EN). It is multilingual within one jurisdiction, not cross-jurisdictional. Niklaus et al. [2022] study cross-lingual transfer for legal judgment prediction, again on Swiss data only.

Ioannou et al. [2025] evaluate LLMs on 15 languages using MultiEURLEX, Eur-Lex-Sum, and EUROPA datasets, but all are **official EU translations** of the same institutional documents – not native court decisions from national legal systems. LEXam [Fan et al., 2025] benchmarks legal reasoning on 4,886 Swiss law-school exam questions in English and German.

Table 1: Comparison with existing legal benchmarks. “Cross-juris.” = same task evaluated across multiple national legal systems. “Native” = data from national court registries (not EU translations).

Benchmark	Langs	Court dec.	Native	Cross-juris.	LLM eval
LegalBench	1 (EN)	–	–	–	✓
LexGLUE	1 (EN)	✓	✓	–	–
LEXTREME	24	1 of 11	partial	–	–
LEXTREME-MEU/MAPA	24	–	–	✓	–
SCALE	5	✓	✓	–	partial
Ioannou et al.	15	–	–	–	✓
<b>Multi-Legal-Bench</b>	<b>6</b>	✓	✓	✓	✓

Table 2: SecondLayer Legal Corpus: top 10 jurisdictions by volume. Full text = decisions with complete decision text (not just metadata).

Code	Country	Total	Full text	%
UA	Ukraine	101.8M	100.8M	99.0
IN	India (HC+SC)	17.7M	8.0M	45.3
US	United States	6.9M	6.9M	100
PL	Poland	2.8M	2.8M	100
NL	Netherlands	1.1M	921K	82.9
CZ	Czech Republic	871K	871K	100
FR	France	719K	719K	100
LV	Latvia	424K	424K	100
DE	Germany	251K	251K	100
IN-SC	India (SC)	187K	149K	79.6
<i>+ 10 more jurisdictions</i>		<i>Total: 133.8M decisions</i>		

**The cross-jurisdictional gap.** Table 1 summarizes the landscape. No existing benchmark evaluates *identical tasks* on *native court decisions* from *multiple national legal systems* using *frontier LLMs*. LEXTREME’s cross-lingual sub-tasks use EU institutional text, not court decisions. SCALE uses court decisions but from one country. LegalBench is English-only. This gap means that a fundamental question remains unanswered: does a model that performs well on French court-type classification also perform well on the same task in Polish?

**Under-represented legal NLP.** No prior benchmark exists for Ukrainian, Polish, Czech, or Lithuanian legal reasoning. Ukrainian constitutes 0.5% of mC4, 18× less than Russian [Ovcharov, 2025a]. Our prior work introduced UA-Legal-Bench [Ovcharov, 2025c], a five-task Ukrainian-only benchmark; Multi-Legal-Bench extends it to five additional jurisdictions.

**Cross-lingual evaluation methodology.** SIB-200 [Adelani et al., 2024] evaluates topic classification across 200+ languages using parallel data. Our approach differs: rather than translating a single dataset, we draw from *native* judicial corpora in each jurisdiction, preserving authentic legal language, jurisdiction-specific terminology, and domain reasoning patterns that translation flattens.

### 3 The SecondLayer Legal Corpus

Multi-Legal-Bench draws from the SecondLayer Legal Corpus, a collection of 134 million court decisions with full text from 20 jurisdictions (Table 2).

Table 3: Task–jurisdiction coverage matrix. ✓ = task available from structured metadata; – = metadata absent. Numbers in parentheses: distinct label count.

Task	UA	FR	NL	PL	CZ	LT
CTC	✓(4)	✓(3)	✓(15)	✓(6)	✓(3)	✓(5)
JFC	✓(4)	✓(6)	✓(2)	✓	✓(3)	–
COP	✓(6)	✓(15)	–	–	–	✓(15+)
CCP	✓(17)	✓	✓(15+)	–	–	✓
NE	✓	–	–	✓(452K)	✓(539K)	–
<b>Fill</b>	5/5	4/5	3/5	3/5	3/5	3/5

### 3.1 Data Collection

Each jurisdiction’s data comes from its official open court registry or judicial open-data portal: EDRSR (Ukraine), Cour de cassation Open Data (France), Rechtspraak.nl (Netherlands), Sądy powszechne / NSA (Poland), Ústavní soud + Nejvyšší soud (Czech Republic), and LITEKO/e-teismai (Lithuania). All data is publicly available under open government licenses. No web scraping of restricted content was performed.

### 3.2 Jurisdiction Selection

From 20 available jurisdictions, we select six for the benchmark based on three criteria:

1. **Metadata richness:** structured fields (court type, decision type, outcome, subject area, cited norms) enabling at least 2 of 5 benchmark tasks.
2. **Language diversity:** coverage of at least four language families. Our selection spans Slavic (Ukrainian, Polish, Czech), Romance (French), Germanic (Dutch), and Baltic (Lithuanian).
3. **Data volume:** sufficient full-text decisions (>50K) for statistically meaningful sampling.

Excluded jurisdictions: US and UK (rich full text but minimal structured metadata – no court type, decision type, or outcome labels); India (outcome labels exist but Hindi/English bilingual text complicates language-controlled evaluation); Germany (subject area field empty despite schema presence); Latvia (no outcome or subject labels beyond case type).

## 4 Benchmark Design

### 4.1 Task–Jurisdiction Coverage Matrix

Table 3 shows which tasks are available in which jurisdictions, determined by the metadata audit in §3.2.

The matrix is deliberately sparse: we do not fabricate labels where metadata is absent, nor do we use LLM-generated pseudo-labels. Each filled cell represents a ground-truth label extracted from the official registry’s structured data. One cell is degenerate: CZ CTC contains only Constitutional Court decisions after date and length filtering, making it trivially solvable (100% for all models). We retain it for completeness but exclude it from cross-jurisdictional comparisons.

### 4.2 Tasks

All five tasks are inherited from UA-Legal-Bench [Ovcharov, 2025c] and extended with jurisdiction-specific label mappings.

**Task 1: Court-Type Classification (CTC).** Classify a court decision by its jurisdictional branch (e.g., civil, criminal, administrative, commercial). Label sets differ in granularity across

countries; we evaluate per-jurisdiction accuracy and also report a harmonized 3-class accuracy (civil/criminal/administrative) for cross-jurisdictional comparison.

*Metric:* Accuracy. *Size per jurisdiction:*  $n=500-2,000$ .

**Task 2: Judgment Form Classification (JFC).** Classify the procedural form of the document (e.g., judgment, order, ruling, opinion). Available in 5 of 6 jurisdictions (absent in LT where the metadata field is not populated).

*Metric:* Accuracy. *Size per jurisdiction:*  $n=500-2,000$ .

**Task 3: Case-Outcome Prediction (COP).** Given only the facts section (ruling masked), predict the judicial outcome. Available in UA (6 classes) and FR (*solution* field, 7 classes: Rejet, Cassation, Irrecevabilité, Autre, Déchéance, Non-lieu, Annulation). LT has outcome metadata but facts extraction yielded insufficient samples. This is the hardest task, requiring legal reasoning over factual circumstances.

*Metric:* Accuracy. *Size per jurisdiction:*  $n=500-800$ .

**Task 4: Norm Extraction (NE).** Extract all legal norm citations from the decision text. Available in UA (regex-extracted ground truth), PL (*legal\_bases* field), and CZ (*cited\_provisions* field). Ground truth in PL and CZ comes from structured metadata rather than regex, providing independent validation.

*Metric:* Set-level F1. *Size per jurisdiction:*  $n=500-1,794$ .

**Task 5: Cause Category Prediction (CCP).** Classify the legal subject matter into macro-categories (e.g., contracts, criminal, family, tax, administrative). Available in UA (17 categories from EDRSR taxonomy), FR (*themes*), NL (*subject\_areas*), and LT (*categories*). Label sets are jurisdiction-specific; we report per-jurisdiction accuracy and a harmonized 5-class scheme for comparison.

*Metric:* Accuracy. *Size per jurisdiction:*  $n=500-1,871$ .

### 4.3 Sampling Strategy

For each jurisdiction and task, we sample decisions stratified by: (a) label class (balanced where possible), (b) decision year (2020–2025, to reduce temporal confounds), and (c) text length (2,000–30,000 characters for classification tasks). For COP, we additionally require reliable facts-section extraction via jurisdiction-specific parsers.

### 4.4 Evaluation Protocol

All tasks use zero-shot and 3-shot prompting with temperature 0. For reference, the majority-class baseline for balanced tasks (CTC, JFC with  $\geq 3$  classes) is 25–33%; for binary NL JFC it is 50%; for COP (7 classes, imbalanced) it is 33%. Prompts are written in the **native language** of each jurisdiction – Ukrainian for UA, French for FR, Dutch for NL, Polish for PL, Czech for CZ, Lithuanian for LT. Few-shot examples are drawn from a fixed held-out pool, stratified by label.

**Cross-lingual transfer protocol.** For tasks available in  $\geq 3$  jurisdictions (CTC, COP), we additionally evaluate with Ukrainian few-shot examples on non-Ukrainian test data. This tests whether in-context examples transfer across languages within (UA→PL, UA→CZ: Slavic) and across (UA→FR, UA→NL: distant) language families.

Table 4: Models evaluated. Fertility = tokens per word on Ukrainian legal text; lower is more efficient. See Figure 4 for cross-lingual fertility.

Model	Family	Parameters	Fertility (UA)
<i>Frontier</i>			
Llama 4 Maverick	Meta	400B/17B active	2.43
Llama 3.3 70B	Meta	70B	2.65
Mistral Large 3	Mistral	675B/41B active	3.06
Nemotron Super 3	NVIDIA	120B/12B active	3.08
Amazon Nova Pro	Amazon	undisclosed	3.61
Qwen3 235B	Alibaba	235B/22B active	3.89
Qwen3 32B	Alibaba	32B	3.90
<i>Small/Medium (scaling analysis)</i>			
Ministral 3B	Mistral	3B	3.06
Ministral 8B	Mistral	8B	3.06
Llama 3.1 8B	Meta	8B	2.65
Nemotron Nano 12B	NVIDIA	12B	3.08

Table 5: Ukrainian baseline results (from UA-Legal-Bench). CTC/JFC/COP/CCP: accuracy (%). NE: set-level F1. ZS = zero-shot, FS = 3-shot.

Model	CTC		JFC		COP		NE		CCP	
	ZS	FS	ZS	FS	ZS	FS	ZS	FS	ZS	FS
Maverick	96.4	97.4	75.8	90.8	52.6	57.4	.379	.381	50.5	52.7
Llama 3.3	97.3	97.7	74.1	91.8	59.5	59.9	.372	.375	43.9	49.1
Mistral L3	97.4	97.9	74.5	89.3	53.4	55.9	.368	.366	47.9	51.7
Nemotron S3	97.4	97.5	84.0	92.6	62.3	56.1	.365	.369	49.2	52.6
Nova Pro	97.2	97.2	79.5	90.8	55.7	55.3	.383	.391	46.5	52.1
Qwen3 235B	97.4	98.0	76.3	91.1	48.4	50.6	.374	.380	51.1	55.5
Qwen3 32B	97.1	97.5	76.1	76.5	49.8	47.4	.339	.358	48.3	50.5

## 5 Models

We evaluate 11 LLMs via AWS Bedrock: 7 frontier models and 4 small/medium models for scaling analysis (Table 4).

## 6 Results

### 6.1 Ukrainian Baseline (from UA-Legal-Bench)

We reproduce the UA-Legal-Bench results as our anchor. Table 5 presents performance across all five tasks on Ukrainian data (118,419 API calls, 333M tokens).

### 6.2 Cross-Jurisdictional Results

We evaluate all 7 frontier models on the 14 available task–jurisdiction combinations under both zero-shot and 3-shot conditions, totaling 196 evaluation runs and 405 million tokens. Figure 1 shows the best zero-shot accuracy per task and jurisdiction; Figure 2 provides the full model×task breakdown.

Table 6 presents the accuracy ranges (min–max across 7 models) for each task–jurisdiction cell under both conditions.

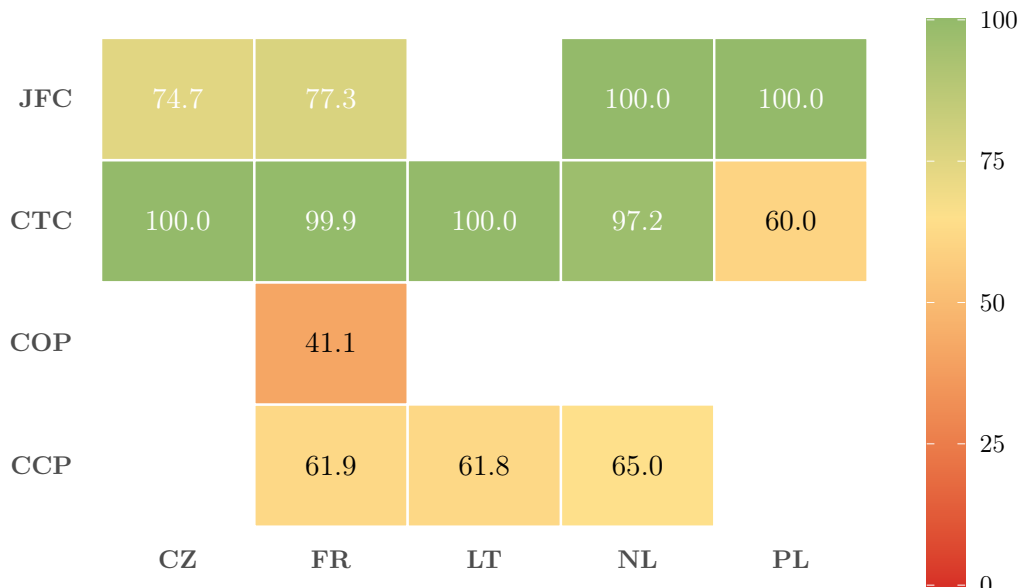


Figure 1: Best zero-shot accuracy per task–jurisdiction cell. CTC is near-ceiling everywhere; COP and CCP show substantial cross-jurisdictional variation.

**CTC difficulty depends on label granularity.** CTC is near-ceiling in FR (3 classes: 99–100%), CZ (1 effective class: 100%), and UA (4 classes: 96–98%). It becomes substantially harder in NL (6 procedure types: 82–99%) and PL (6 court types: 52–69%). LT (4 classes) shows extreme model-dependent variance: Mistral L3 achieves 100% while Qwen3 32B scores 74.6%. Few-shot prompting provides large gains precisely where zero-shot is weakest: +23.0 pp for Qwen3 32B on LT CTC, +11.2 pp for Nemotron on NL CTC.

**COP is hard everywhere.** French COP (30–42%) is harder than Ukrainian COP (48–62%), consistent with more outcome classes (7 vs 6) and the different legal reasoning patterns of the Cour de cassation. The difficulty ranking is preserved: COP remains the hardest classification task across jurisdictions.

**NE requires jurisdiction-specific normalization.** PL NE (3.7–4.9% F1) and CZ NE (0.2–34.6% F1) are substantially lower than UA NE (33.9–39.1% F1). This reflects evaluation methodology, not model failure: PL and CZ use exact string matching against metadata-provided norm references (e.g., “§ 14b vyhl. č. 177/1996 Sb.”), while UA uses normalized (article, law-code) pair matching. CZ NE shows extreme few-shot sensitivity: Maverick jumps from 0.7% ZS to 34.6% FS, suggesting that examples teach the output format rather than retrieval ability.

### 6.3 Few-Shot Effects Replicate Cross-Lingually

The central finding of UA-Legal-Bench – that few-shot effects are sharply task-dependent – replicates across all five new jurisdictions. Figure 3 summarizes the few-shot deltas.

**JFC: few-shot helps everywhere.** FR JFC gains +3.7 to +21.4 pp (mean +9.8 pp), replicating the UA pattern (+0.4 to +17.7 pp). CZ JFC shows the most extreme gains: +14.1 to +66.2 pp, with Nova Pro jumping from 0.4% to 62.3%. This suggests that Czech judgment form labels (usneseni, nalez, stanovisko) are opaque to models without examples, but learnable from few demonstrations.

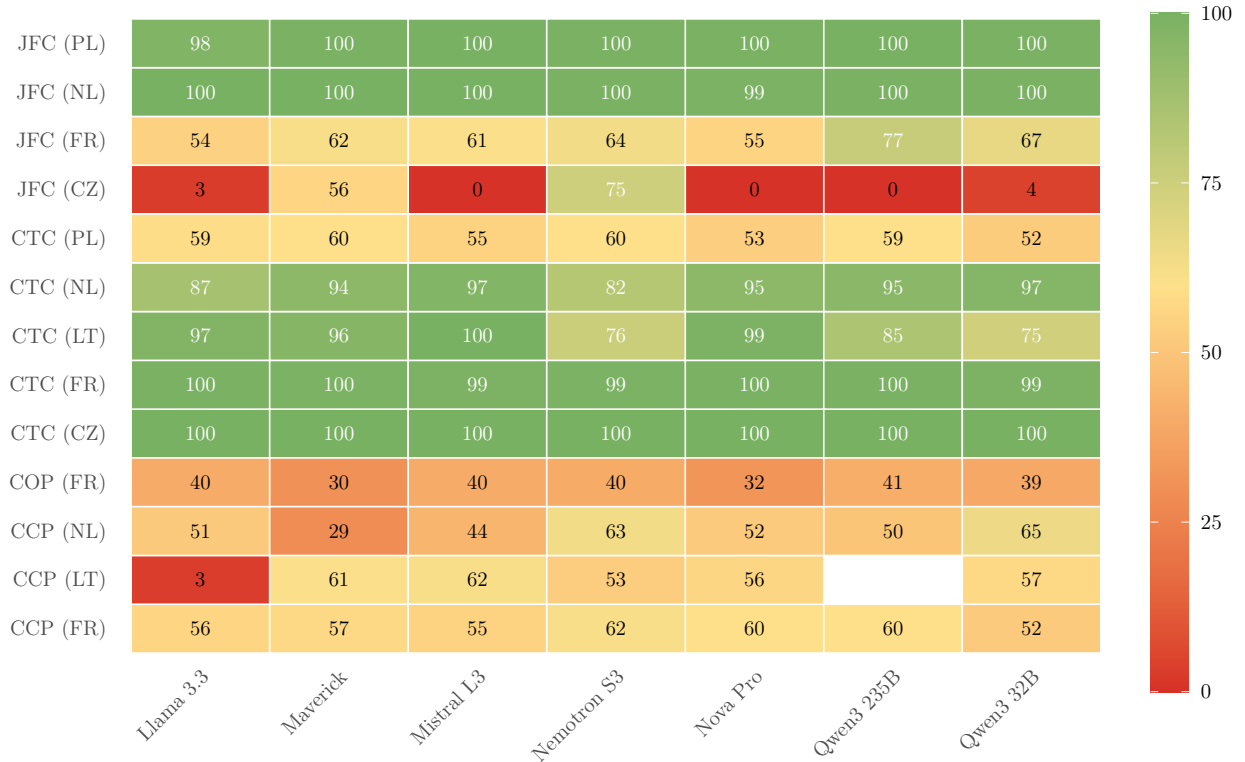


Figure 2: Zero-shot accuracy for all 7 models across task–jurisdiction combinations. No single model dominates: rankings shift with both task and jurisdiction.

**COP: few-shot remains unreliable.** FR COP shows the same mixed pattern as UA: Nemotron drops  $-6.0$  pp (UA:  $-6.2$  pp), while Nova Pro gains  $+9.9$  pp. The direction of the effect is model-specific and unpredictable, confirming that COP few-shot behavior is not a Ukrainian-specific artifact but a general property of outcome prediction tasks.

**CCP: jurisdiction-dependent.** FR CCP shows near-zero mean delta ( $-0.1$  pp), while NL CCP shows large positive deltas ( $+10.4$  to  $+41.8$  pp). The difference may reflect label granularity: FR CCP uses 10 macro-categories with interpretable English labels, while NL CCP labels are Dutch legal terms that benefit from exemplar-based disambiguation.

#### 6.4 Model Rankings Shift Across Jurisdictions

No single model dominates across jurisdictions. Nemotron Super 3 leads on FR CCP (61.9% ZS) and NL CCP (63.3% ZS) but scores only 82.1% on NL CTC (worst among all models). Mistral Large 3 achieves 100% on FR CTC, PL JFC, and LT CTC but scores 0.4% on CZ JFC zero-shot. Qwen3 32B leads on NL CCP (65.0% ZS) but is worst on LT CTC (74.6% ZS).

This jurisdiction-dependent ranking instability means that model selection for legal applications must be task-specific *and* jurisdiction-specific. A model recommended based on English or even French legal evaluation may perform poorly on Polish or Czech legal text.

#### 6.5 Cross-Lingual Transfer

We evaluate whether Ukrainian few-shot examples transfer to other jurisdictions by replacing native few-shot examples with Ukrainian ones while keeping target-language test data and English task instructions. Table 7 shows the mean accuracy across 7 models for CTC and JFC.

Table 6: Accuracy ranges (min–max across 7 models, %). ZS = zero-shot, FS = 3-shot. NE reports set-level  $F1 \times 100$ .

		ZS	FS
FR	CTC	99.0–99.9	99.6–100
	JFC	54.3–77.3	65.2–78.4
	COP	30.4–41.1	33.8–41.7
	CCP	51.7–61.9	52.4–61.1
NL	CTC	82.1–97.2	93.4–98.9
	JFC	99.4–100	92.4–100
	CCP	28.7–65.0	37.6–77.0
PL	CTC	52.4–60.0	45.3–68.5
	JFC	97.7–100	96.4–100
	NE	3.7–4.4	3.7–4.9
CZ	CTC	100	100
	JFC	0.4–74.7	14.6–83.3
	NE	0.2–0.7	11.6–34.6
LT	CTC	74.6–100	97.6–100
	CCP	2.3–56.9	7.6–26.0

Table 7: Cross-lingual transfer: UA few-shot examples on non-UA test data. “UA xling” = accuracy with Ukrainian examples; “Native FS” = accuracy with same-language examples;  $\Delta$  = difference. Negative  $\Delta$  means native examples are better.

Target	Family	CTC			JFC		
		UA	Native	$\Delta$	UA	Native	$\Delta$
PL	Slavic	40.2	53.9	−13.7	92.5	99.2	−6.7
CZ	Slavic	100	100	0.0	48.6	55.9	−7.3
LT	Baltic	94.7	99.4	−4.7	–	–	–
FR	Romance	97.7	99.8	−2.1	63.3	72.6	−9.3
NL	Germanic	91.9	97.4	−5.6	99.9	98.8	+1.1

**Transfer quality does not follow language proximity.** Contrary to our initial hypothesis, Slavic-to-Slavic transfer (UA→PL) is *not* better than distant transfer (UA→FR). On CTC, UA→PL drops −13.7 pp while UA→FR drops only −2.1 pp. On JFC, the pattern reverses but remains inconsistent: UA→PL loses −6.7 pp while UA→NL *gains* +1.1 pp. We caution that this finding is based on only two tasks (CTC, JFC) across five target jurisdictions; broader task coverage is needed to confirm the generality. Nonetheless, the data suggest that transfer effectiveness depends more on label-set compatibility than on language family.

**Label-set alignment is the key predictor.** The best transfer occurs when source and target label sets are semantically aligned. NL JFC (binary: uitspraak/conclusie) transfers perfectly from UA because the task structure is simple regardless of example language. PL CTC transfers poorly because the 6 Polish court types (administrative, ordinary, common, supreme, appeal\_chamber, constitutional) do not map cleanly onto the 4 Ukrainian types (civil, criminal, commercial, administrative).

**Ukrainian examples outperform zero-shot on harder tasks.** On CZ JFC, UA cross-lingual examples (48.6%) vastly outperform zero-shot (19.9%, +28.7 pp), though they remain below native few-shot (55.9%). Similarly, on FR JFC, UA examples match zero-shot (63.3% vs

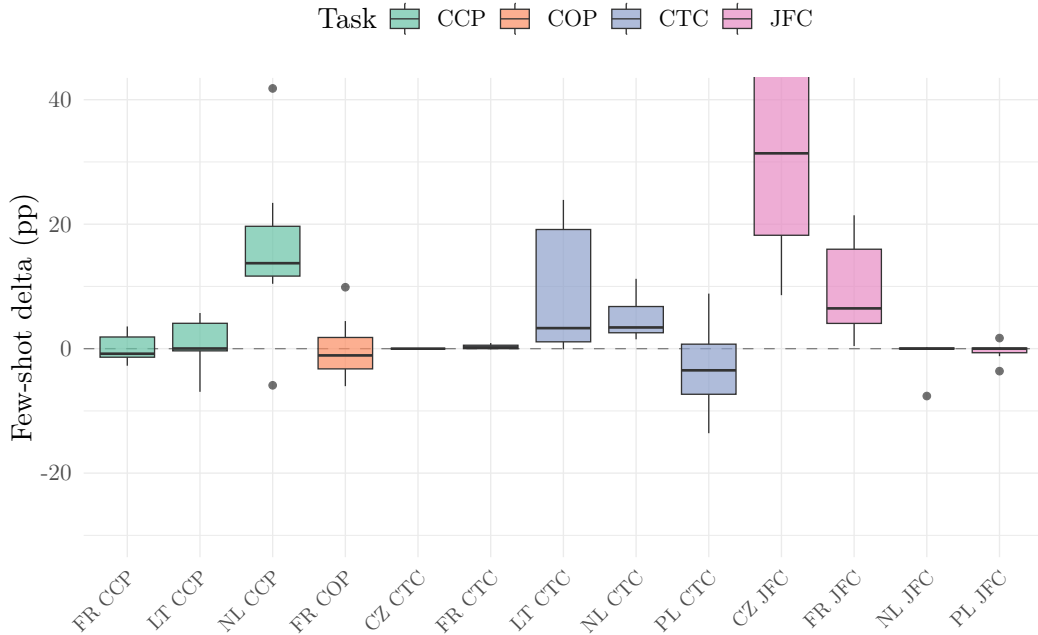


Figure 3: Few-shot delta (percentage points) by task and jurisdiction. Boxes show the range across 7 models. JFC and NE show consistently positive deltas; COP shows mixed effects; CCP is jurisdiction-dependent.

Table 8: Mean accuracy gap: small models (3–12B) vs frontier ( $\geq 32$ B). Negative = frontier is better. Bold: gap  $> 10$  pp.

Task	FR	NL	PL	CZ	LT
CTC	<b>-11</b>	<b>-16</b>	<b>-12</b>	<b>-11</b>	<b>-20</b>
JFC	-6	-3	<b>-11</b>	<b>-10</b>	-
COP	-6	-	-	-	-
CCP	-9	-0	-	-	+0
NE	-	-	-3	-9	-

62.8%). This confirms that few-shot examples provide useful format signal even when written in an unrelated language.

## 6.6 Scaling Analysis

We evaluate 4 small/medium models (Ministral 3B, Ministral 8B, Llama 3.1 8B, Nemotron Nano 12B) on all task–jurisdiction combinations to quantify the scaling gap. Table 8 summarizes the mean accuracy gap between frontier (7 models,  $\geq 32$ B) and small ( $\leq 12$ B) models.

**CTC degrades most on under-represented languages.** The CTC gap is largest for Lithuanian ( $-20$  pp) and Dutch ( $-16$  pp) – languages with less pretraining data. French CTC drops  $-11$  pp despite being well-represented, suggesting that 3–12B models lack the capacity for even simple classification on long legal text.

**JFC and CCP are more robust to scaling.** NL JFC shows only  $-3$  pp gap (binary task), and CCP shows near-zero gap on NL and LT. This suggests that topic classification relies on shallow features that small models capture adequately, while court-type classification requires deeper document understanding.

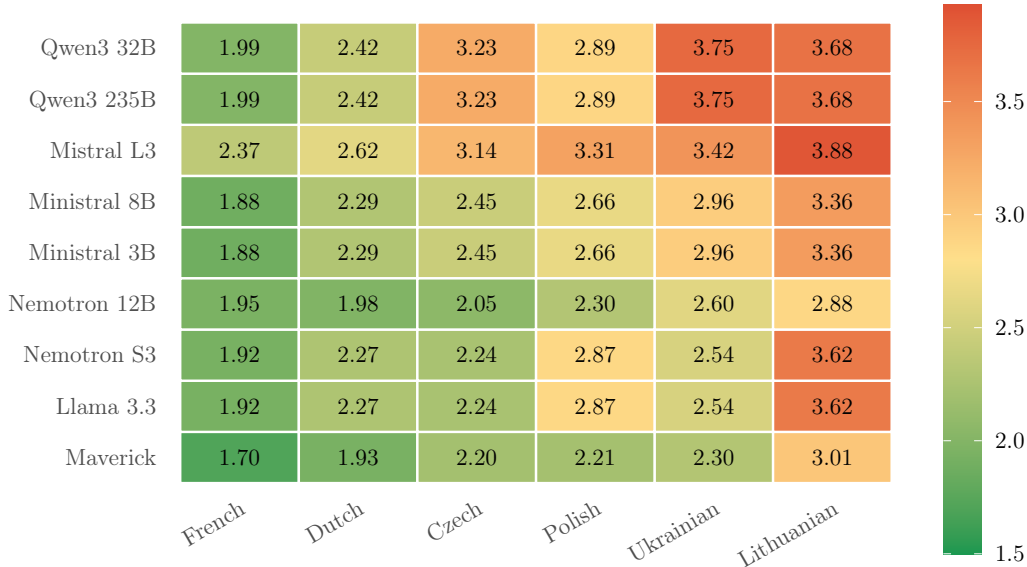


Figure 4: Tokenizer fertility by language and model. French is most efficient (1.70–2.37); Lithuanian is most expensive (2.88–3.88). Maverick has the lowest fertility across all languages.

**Small models occasionally outperform frontier on CCP.** On NL CCP zero-shot, small models average +5.8 pp over frontier – driven by Nemotron Nano 12B which achieves 70.7% vs the frontier mean of 50.4%. This anomaly may reflect Nemotron’s instruction-tuning being particularly well-calibrated for topic classification.

## 6.7 Tokenizer Fertility and Performance

We measure tokenizer fertility (tokens per whitespace-delimited word) for 9 models across all 6 languages on 100 legal documents per jurisdiction. Figure 4 shows the full fertility matrix; Figure 5 plots fertility against zero-shot accuracy.

**Language ordering is consistent.** Across all models, fertility follows the same language ordering: French (1.70–2.37) < Dutch (1.93–2.62) < Czech (2.05–3.23)  $\approx$  Polish (2.21–3.31) < Ukrainian (2.30–3.75) < Lithuanian (2.88–3.88). This ordering reflects script (Latin < Cyrillic), morphological complexity, and representation in pretraining corpora.

**Fertility does not strongly predict accuracy.** Despite a  $2.3\times$  fertility spread across model–language pairs, the correlation with zero-shot accuracy is weak ( $r=-0.27$ ,  $p=0.14$ ,  $n=71$ ) and non-significant. Excluding CTC (which exhibits a ceiling effect that suppresses variance) yields an even weaker correlation ( $r=-0.08$ ,  $p=0.58$ ,  $n=48$ ). This contrasts with our prior monolingual finding [Ovcharov, 2025b], where fertility strongly predicted Ukrainian performance across models. The discrepancy arises because cross-lingual evaluation introduces a confound: models differ not only in tokenizer efficiency but also in how much legal text of each language appeared in pretraining. Qwen3 achieves the highest Ukrainian fertility (3.75) yet scores competitively on Ukrainian CTC (97.4%), likely because its large pretraining corpus compensates. Conversely, Maverick has the best tokenizer (2.30 on UA) but does not dominate on accuracy.

**Implication: model selection requires evaluation, not fertility measurement.** Tokenizer fertility is a useful diagnostic for cost estimation (a  $2\times$  fertility gap means  $2\times$  the inference cost for identical text), but it is an unreliable proxy for downstream task performance

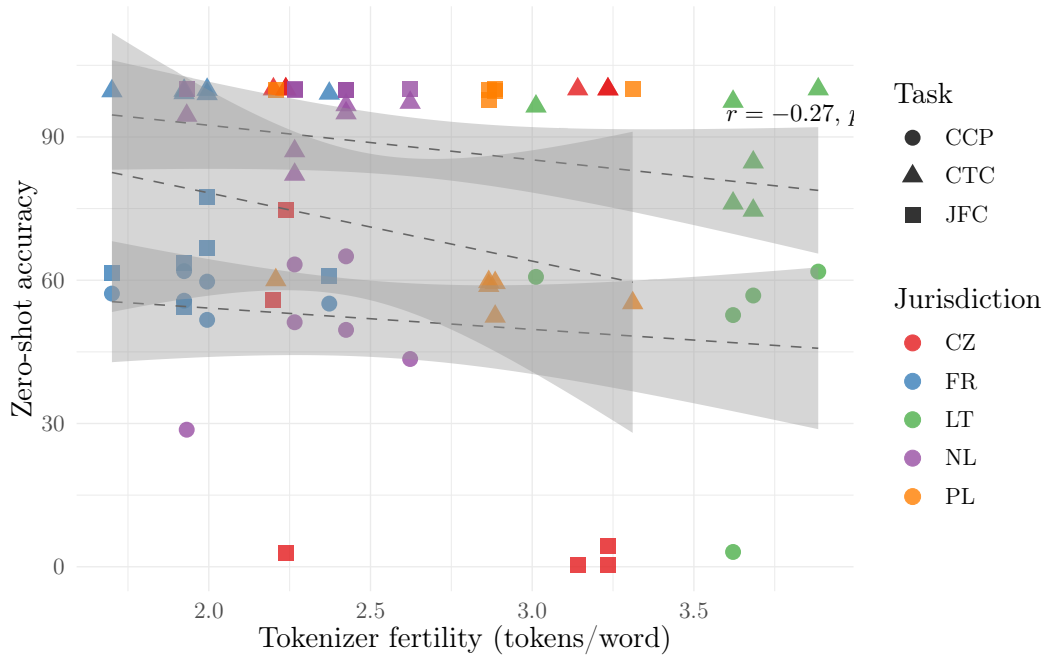


Figure 5: Fertility vs. zero-shot accuracy on classification tasks (CTC, JFC, CCP). The correlation is weak and non-significant ( $r=-0.27$ ,  $p=0.14$ ,  $n=71$ ), suggesting that model architecture and pretraining data matter more than tokenizer efficiency for cross-lingual legal classification.

in multilingual settings. Legal AI practitioners should evaluate models on jurisdiction-specific benchmarks rather than selecting based on tokenizer statistics alone.

## 7 Discussion

**Task difficulty is stable across jurisdictions.** The difficulty ordering  $CTC < JFC < CCP < COP$  (easiest to hardest) is preserved across all six jurisdictions, despite different languages, legal traditions, and label sets. This suggests that the cognitive demands of each task type – surface pattern matching for CTC, format recognition for JFC, domain knowledge for CCP, legal reasoning for COP – are inherent to the task structure, not artifacts of a particular language.

**Few-shot effects are task-dependent, not language-dependent.** The pattern discovered in UA-Legal-Bench replicates: JFC benefits from few-shot everywhere, COP shows mixed effects everywhere, CTC is at ceiling everywhere. This universality strengthens the mechanistic explanation from Ovcharov [2025a]: few-shot examples provide format signal that helps on JFC (distinctive document headers) but inflates prompt length on COP without proportional signal gain.

**Label granularity confounds cross-jurisdictional comparison.** CTC difficulty ranges from 100% (CZ, 1 class) to 52% (PL, 6 classes). This is not a language effect but a label-count effect. Future work should harmonize label sets to enable controlled comparison – though harmonization itself introduces subjective choices.

**Tokenizer fertility is a cost predictor, not a quality predictor.** Our prior work [Ovcharov, 2025b] showed strong within-language correlation between fertility and zero-shot performance. Multi-Legal-Bench reveals that this correlation dissolves in the cross-lingual setting ( $r=-0.27$ , n.s.): model pretraining composition dominates tokenizer efficiency when comparing across

languages. This distinction matters for practitioners: fertility predicts *cost* (tokens consumed) but not *quality* (accuracy achieved). The finding also suggests that tokenizer-centric approaches to multilingual improvement (e.g., vocabulary expansion) may yield diminishing returns compared to simply including more legal text in each language during pretraining.

**NE evaluation requires rethinking.** The large gap between UA NE (34–39% F1 with normalized matching) and PL/CZ NE (0.2–5% F1 with exact matching) demonstrates that norm extraction performance is dominated by evaluation methodology, not model capability. Cross-jurisdictional NE comparison requires jurisdiction-specific normalization pipelines, which we leave to future work.

**Compute cost.** The full evaluation consumed approximately 500M tokens via AWS Bedrock across 370+ runs (196 cross-jurisdictional + 63 cross-lingual + 112 scaling), at an estimated cost of \$600–800.

**Limitations.** All six jurisdictions are European civil-law systems; common-law and mixed systems are excluded. Several task–jurisdiction cells have imbalanced label distributions (CZ CTC: only Constitutional Court decisions passed the date filter). LT CCP and CZ JFC show anomalously low zero-shot scores that may reflect prompt engineering issues rather than fundamental model limitations. The benchmark evaluates generative LLMs only; encoder models are not compared.

## 8 Conclusion

We present Multi-Legal-Bench, the first benchmark for evaluating LLMs on identical legal tasks across multiple jurisdictions. Across 6 jurisdictions, 5 tasks, 7 models, and 196 evaluation runs (405M tokens), we find that:

1. Task difficulty ordering is stable: CTC is near-ceiling (52–100%), JFC benefits most from few-shot (+3.7 to +66.2 pp), COP is hard everywhere (30–42%), and CCP performance is jurisdiction-dependent (2–77%).
2. Few-shot effects are task-dependent, not language-dependent: the patterns discovered in Ukrainian replicate across French, Dutch, Polish, Czech, and Lithuanian.
3. No single model dominates: rankings shift with both task and jurisdiction. Model selection for legal AI must be jurisdiction-specific.
4. Label granularity, not language difficulty, is the primary driver of cross-jurisdictional performance differences in classification tasks.

**Data availability.** All benchmark data, prompts, model predictions, and evaluation code are available at <https://huggingface.co/datasets/overthelex/multi-legal-bench>.

## References

- David Ifeoluwa Adelani, Hannah Liu, Xiaoyu Shen, Nikita Davey, Vitalii Kobzar, et al. SIB-200: A simple, inclusive, and big evaluation dataset for topic classification in 200+ languages and dialects. In *Proceedings of the 18th Conference of the European Chapter of the Association for Computational Linguistics*, 2024. URL <https://arxiv.org/abs/2309.07445>.
- Beatriz Canaverde, Telmo Pessoa Pires, Leonor Melo Ribeiro, and André F. T. Martins. Legal-Bench.PT: A benchmark for Portuguese law. *arXiv preprint arXiv:2502.16357*, 2025. URL <https://arxiv.org/abs/2502.16357>.

- Ilias Chalkidis, Abhik Jana, Dirk Hartung, Michael Bommarito, Ion Androutsopoulos, Daniel Martin Katz, and Nikolaos Aletras. Lexglue: A benchmark dataset for legal language understanding in english. In *Proceedings of the 60th Annual Meeting of the Association for Computational Linguistics*, pages 4310–4330, 2022. URL <https://arxiv.org/abs/2110.00976>.
- Nguyen Tien Dong et al. VLegal-Bench: Cognitively grounded benchmark for Vietnamese legal reasoning of large language models. *arXiv preprint arXiv:2512.14554*, 2025. URL <https://arxiv.org/abs/2512.14554>.
- Yu Fan, Jingwei Ni, Jakob Merane, and Joel Niklaus. LEXam: Benchmarking legal reasoning on 340 law exams. *arXiv preprint arXiv:2505.12864*, 2025. URL <https://arxiv.org/abs/2505.12864>.
- Shogo Fujita, Yuji Naraki, Yiqing Zhu, and Shinsuke Mori. LegalRikai: Open benchmark for complex Japanese corporate legal tasks. *arXiv preprint arXiv:2512.11297*, 2025. URL <https://arxiv.org/abs/2512.11297>.
- Neel Guha, Julian Nyarko, Daniel E Ho, Christopher Ré, Adam Chilton, Aditya Narang, Alex Choi, Claudia Gruber, et al. Legalbench: A collaboratively built benchmark for measuring legal reasoning in large language models. In *Advances in Neural Information Processing Systems*, volume 36, 2023. URL <https://arxiv.org/abs/2308.11462>.
- Dan Hendrycks, Collin Burns, Aryeh Chen, and Spencer Ball. Cuad: An expert-annotated NLP dataset for legal contract review. In *Proceedings of the 35th International Conference on Neural Information Processing Systems*, 2021. URL <https://arxiv.org/abs/2103.06268>.
- Faris Hijazi, Somayah AlHarbi, Abdulaziz AlHussein, Harethah Abu Shairah, Reem AlZahrani, Hebah AlShamlan, Omar Knio, and George Turkiyyah. ArabLegalEval: A multitask benchmark for assessing Arabic legal knowledge in large language models. In *Proceedings of the Second Arabic Natural Language Processing Conference (ArabicNLP 2024)*, 2024. URL <https://arxiv.org/abs/2408.07983>.
- Antreas Ioannou, Andreas Shiamishis, Nora Hollenstein, and Nezihe Merve Gürel. Evaluating the limits of large language models in multilingual legal reasoning. *arXiv preprint arXiv:2509.22472*, 2025. URL <https://arxiv.org/abs/2509.22472>.
- Joel Niklaus, Matthias Stürmer, and Ilias Chalkidis. An empirical study on cross-x transfer for legal judgment prediction. In *Proceedings of the 2nd Conference of the Asia-Pacific Chapter of the Association for Computational Linguistics*, 2022. URL <https://arxiv.org/abs/2209.12325>.
- Joel Niklaus, Veton Matoshi, Pooja Rani, Andrea Galassi, Matthias Stürmer, and Ilias Chalkidis. Lextreme: A multi-lingual and multi-task benchmark for the legal domain. In *Findings of the Association for Computational Linguistics: EMNLP 2023*, pages 4973–5006, 2023. URL <https://arxiv.org/abs/2301.13126>.
- Joel Niklaus, Veton Matoshi, Matthias Stürmer, Ilias Chalkidis, and Mark Stevenson. MultiLegalPile: A 689GB multilingual legal corpus. In *Proceedings of the 62nd Annual Meeting of the Association for Computational Linguistics*, 2024. URL <https://arxiv.org/abs/2306.02069>.
- Volodymyr Ovcharov. The tokenizer tax across 25 European languages: Domain invariance, cross-lingual few-shot effects, and the Ukrainian penalty. *arXiv preprint arXiv:2605.24718*, 2025a. URL <https://arxiv.org/abs/2605.24718>.
- Volodymyr Ovcharov. Tokenizer fertility and zero-shot performance on Ukrainian legal text. *arXiv preprint arXiv:2605.14890*, 2025b. URL <https://arxiv.org/abs/2605.14890>.

Volodymyr Ovcharov. UA-Legal-Bench: A benchmark for evaluating large language models on Ukrainian legal reasoning. *arXiv preprint arXiv:2605.XXXXX*, 2025c. Companion paper, submitted concurrently.

Vishvaksenan Rasiah, Ronja Stern, Veton Matoshi, Matthias Stürmer, Ilias Chalkidis, Daniel E Ho, and Joel Niklaus. One law, many languages: Benchmarking multilingual legal reasoning for judicial support. In *ICLR 2024 Workshop on Data-centric Machine Learning Research (DMLR)*, 2024. URL <https://arxiv.org/abs/2306.09237>.