

Verifiable Rewards Beyond Math and Code: Lightweight Corpus-Grounded Process Supervision for Factual Question Answering

Shicheng Fan^{*†} Haochang Hao^{*} Dehai Min^{*} Weihao Liu Philip S. Yu Lu Cheng
University of Illinois Chicago

{sfan25, hhao, dmin10, wliu681, psyu, lucheng}@uic.edu

^{*}Equal contribution. [†]Correspondence to: sfan25@uic.edu

Abstract

Applying reinforcement learning to improve factual accuracy in knowledge-intensive question answering faces a reward design dilemma. Response-level rewards provide only coarse supervision and cannot distinguish correct from incorrect statements within a reasoning trace. Sentence-level alternatives offer finer-grained feedback, but typically rely on NLI verifiers, LLM judges, or knowledge-verification pipelines that are expensive to deploy at RL scale and often unreliable for rare-entity facts, where accurate reward signals are especially important. We propose **CorVer**¹ (*Corpus Verify*), a lightweight, plug-in-ready process reward that replaces neural verifiers with a corpus-grounded signal derived from Wikipedia co-occurrence statistics. CorVer assigns sentence-level credit and maps it to token-level advantages via a simple alignment, requiring only a 0.5B extractor and a single corpus lookup per sentence. Across 30 (model, benchmark) cells spanning six instruction-tuned models (3B to 14B) and five QA benchmarks, CorVer improves over the raw baseline for every cell, with an average TriviaQA gain of +4.1 pp. It also outperforms four neural-verifier baselines in 18 of 20 cells under their feasible configurations, while training 4.8 to 8.4× faster.

1 Introduction

Large language models frequently produce factually incorrect answers on knowledge-intensive question answering (QA) tasks (Petroni et al., 2019; Kandpal et al., 2023). Kang and Choi (2023) showed that this failure is systematic: LLM factual recall is tightly coupled with subject-object co-occurrence frequency in pretraining corpora, so facts involving rare entities are disproportionately misrecalled. Unlike mathematical reasoning or code generation, where programmatic verifiers

¹Code: <https://github.com/shichengf/CorVer> (coming soon).

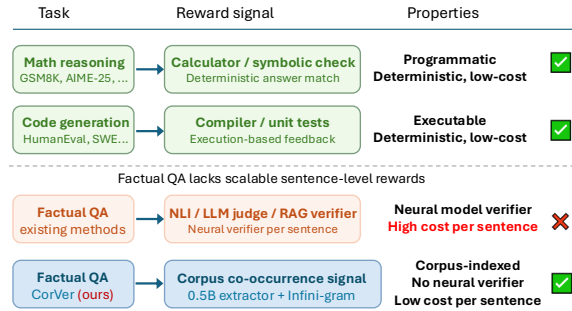


Figure 1: **Verifiable rewards beyond math and code.** Math and code tasks enjoy programmatic, deterministic reward signals (calculators, compilers). Prior sentence-level factuality methods rely on neural verification pipelines which become costly at RL scale. CorVer fills this gap with a corpus-indexed co-occurrence statistic that requires no neural verifier in the reward loop.

provide cheap, deterministic reward signals for reinforcement learning (Figure 1), factual QA lacks a scalable sentence-level reward. Recent methods address this gap with neural verifiers: FSPO (Li and Ng, 2025) uses NLI entailment, KnowRL (Ren et al., 2025) verifies atomic facts against a knowledge base, and FaithRL (Nie et al., 2026) employs a process reward model. These methods improve credit assignment but introduce a **reward cost** bottleneck: each sentence in each of G rollouts requires a neural verifier call. They also face a circularity concern: neural verifiers rely on the same parametric knowledge as the policy, so they share the co-occurrence blind spots identified by Kang and Choi (2023) and are least informative where the policy most needs guidance.

The co-occurrence regularity behind the problem, however, also suggests a solution. Min et al. (2025) showed that querying subject-object co-occurrence against a Wikipedia index can reliably flag unsupported claims at inference time, and our own annotation study confirms that sentence-level factual correctness increases monotonically with co-occurrence count (Figure 5).

We propose **CorVer**(Figure 1), which turns the co-occurrence signal into a training-time process reward, directly addressing both bottlenecks above. The reward is computed by querying a Wikipedia co-occurrence index built with Infini-gram (Liu et al., 2024) with subject-object pairs extracted from each generated sentence; the per-call cost is one 0.5B extractor forward pass plus one indexed lookup, far below a neural verifier. Because the signal is a corpus statistic rather than a model output, it does not share the parametric blind spots that make neural verifiers least informative on rare-entity facts. The per-sentence score is mapped to token-level returns through a token-to-sentence alignment following Li and Ng (2025), so different sentences in the same completion can receive opposing gradients, providing dense per-sentence supervision without per-call neural cost.

Our contributions are as follows. (i) We propose a corpus-grounded sentence-level reward that requires only a 0.5B extractor and a single corpus lookup per sentence, enabling per-sentence credit assignment without any neural verifier. (ii) We demonstrate consistent improvements across all 30 (model, benchmark) cells spanning six models (3B to 14B) and five factual QA benchmarks, outperforming four neural-verifier baselines in 18 of 20 cells under their feasible configurations. (iii) Our reward computation is 4.8 to 8.4 \times faster than all baselines, enabling full-scale rollout training in settings where neural-verifier rewards are computationally prohibitive.

2 Related Work

Outcome-Level RL and Process Supervision. RL from human or model feedback is a standard way to align language models with task and preference signals (Ouyang et al., 2022; Schulman et al., 2017). GRPO (Shao et al., 2024) removes the explicit value model by normalizing rewards within a group of sampled completions, and has driven recent gains in reasoning-capable models (DeepSeek-AI et al., 2025). In factual QA, however, standard GRPO is typically outcome-level: a single correctness score is assigned uniformly to all generated tokens. Process supervision addresses outcome-only feedback by scoring intermediate reasoning steps. Process reward models have been influential in mathematical reasoning, where step-level labels identify local errors invisible to a final-answer reward (Lightman et al., 2023). Step-level RL has

also been applied to faithfulness in small reasoning models (Nie et al., 2026). The same credit-assignment issue appears in factual QA, where a response may state the correct answer in one sentence and add unsupported context in another. CorVer follows the process-supervision intuition without training a PRM or using stepwise labels, constructing its local signal from Wikipedia co-occurrence statistics.

Factuality Rewards in RL. Recent factuality-aware RL enriches the reward with external knowledge or verification. FoRAG uses retrieval-augmented evidence and fine-grained factuality rewards for long-form QA (Cai et al., 2024). RLFH traces statement-level factual signals back to model tokens for hallucination mitigation (Wen et al., 2025). KnowRL integrates knowledge verification into the RL loop (Ren et al., 2025). FSPO uses step-wise NLI verification to penalize unsupported reasoning sentences (Li and Ng, 2025). Chen et al. (2025) train factual reasoning policies with reinforcement learning. These methods share a practical bottleneck: retrieval, neural verification, and LLM-as-judge scoring become expensive when every prompt yields many completions with multiple factual sentences each. CorVer instead repurposes the inference-time co-occurrence signal of QuCo (Min et al., 2025) as a training-time GRPO reward, querying an Infini-gram index (Liu et al., 2024) for subject-object co-occurrence in Wikipedia. The resulting count is a lightweight factual support signal rather than a truth label, with no retrieval or entailment in the reward loop. Inference-time grounding via RAG (Lewis et al., 2020) or FActScore (Min et al., 2023) is orthogonal to this training-time signal.

3 Method

3.1 Preliminaries

Let x denote a factual question and $y = (y_1, \dots, y_T)$ a completion sampled from the policy π_θ . Each y follows a $\langle \text{think} \rangle \dots \langle / \text{think} \rangle \langle \text{answer} \rangle \dots \langle / \text{answer} \rangle$ template. Both blocks are stripped of their tags and parsed jointly into a sequence of m sentences s_1, \dots, s_m . We write $\sigma : \{1, \dots, T\} \rightarrow \{0, 1, \dots, m\}$ for the token-to-sentence alignment, with $\sigma(t) = i$ when token y_t belongs to sentence s_i and $\sigma(t) = 0$ on tag positions and inter-sentence whitespace. Construction details of σ are in Appendix B.1.

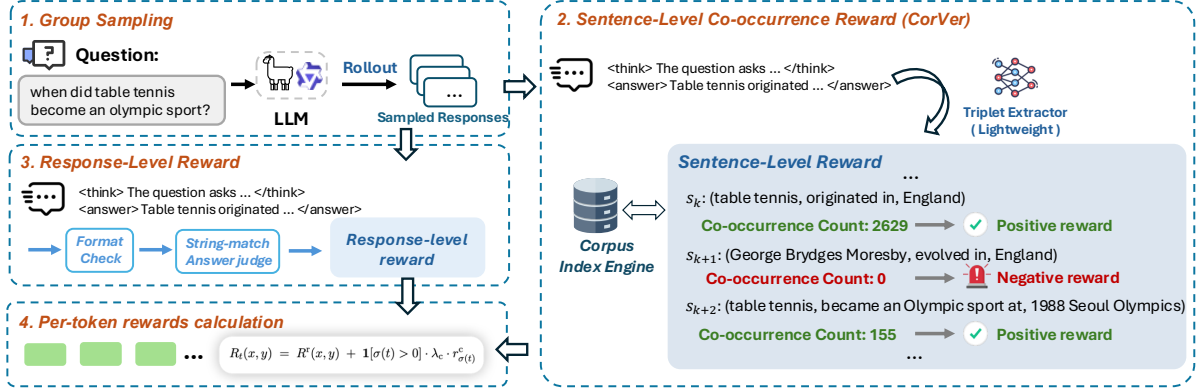


Figure 2: **CorVer pipeline**. Each sentence is scored for Wikipedia co-occurrence via an Infini-gram index. The per-sentence reward is mapped to token-level returns through σ and combined with response-level signals in a policy-gradient update (instantiated with GRPO in our experiments).

We write $\lambda_f, \lambda_j, \lambda_c$ for the weights of the three reward channels below. Figure 2 illustrates the end-to-end pipeline: §3.2 details the sentence-level co-occurrence reward (step 2 in the figure), §3.3 describes the response-level rewards (step 3), and §3.4 defines the per-token return that combines both components (step 4). Details of the RL algorithm and hyperparameter settings are in §4.

3.2 Sentence-Level Co-occurrence Reward

The reward pipeline consists of three steps: extracting a subject-object pair from each sentence, reducing each entity to its content words, and submitting the union of these words as a word-level AND query to a Wikipedia co-occurrence index. The extractor is QuCo-extractor-0.5B (Min et al., 2025), a Qwen2.5-0.5B-Instruct model fine-tuned for triplet extraction. From the (head, relation, tail) triplets it produces, we retain the first valid one (i.e., both head and tail are non-empty and non-pronominal) and discard the relation, since only the entity pair feeds the query. Each entity is reduced to its content words to absorb surface-form variation across Wikipedia, and the resulting co-occurrence count is

$$c_i = \text{count}_{\mathcal{W}}(w_1 \wedge \dots \wedge w_k), \quad (1)$$

where \mathcal{W} is a fixed Wikipedia snapshot (Appendix B.1) and w_1, \dots, w_k are the distinct content words derived from (e_i^s, e_i^o) . The query is served by an Infini-gram engine (Liu et al., 2024) as a CNF count over Wikipedia token positions within a bounded 1,000-token window, following the passage-level setting of Min et al. (2025); c_i measures position-level co-occurrence rather than

document co-occurrence. A piecewise-constant map turns the count into a small auxiliary reward:

$$r_i^c = \begin{cases} \alpha_0, & c_i = 0, \\ \alpha_1, & 0 < c_i < \tau_1, \\ \alpha_2, & \tau_1 \leq c_i < \tau_2, \\ \alpha_3, & c_i \geq \tau_2, \end{cases} \quad (2)$$

where $\alpha_0 < \alpha_1 \leq \alpha_2 < \alpha_3$ are bounded reward levels and $\tau_1 < \tau_2$ are integer count thresholds. The empirical probability that a sentence is factually correct increases monotonically with c_i (Figure 5 in §4), confirming that co-occurrence count serves as a directionally reliable proxy for sentence-level correctness. The piecewise mapping keeps the co-occurrence term bounded so that it shapes sentence-level credit without overriding the response-level correctness reward. Concrete values for $(\alpha_0, \dots, \alpha_3, \tau_1, \tau_2)$ and sensitivity analysis are in §4. Computing r_i^c requires only a 0.5B extractor forward pass and a single indexed CNF lookup per sentence, with no neural reward model; the Wikipedia snapshot is queried only at training time, so CorVer adds no inference cost (§5.3).

3.3 Response-Level Rewards

CorVer combines the sentence-level signal with two response-level rewards. The *judge reward* $R^j(x, y)$ scores each completion against the ground-truth answer set via lenient string-match grading, mapping the three-valued label $\{\text{GOOD}, \text{BAD}, \text{NA}\}$ (correct, wrong, not-attempted / refusal) to scalar rewards $\{r_{\text{good}}, r_{\text{bad}}, r_{\text{na}}\}$ with $r_{\text{good}} > 0 > r_{\text{bad}}, r_{\text{na}}$. The *format reward* $R^f(y) \in \{r_{\text{fmt}}^+, r_{\text{fmt}}^-\}$ checks

the presence of the $\langle \text{think} \rangle$ / $\langle \text{answer} \rangle$ tags. Concrete values, grading rules, and answer extraction are in §4 and Appendix A.2.

3.4 Token-to-Sentence Alignment and Stepwise Advantage

The sentence-level co-occurrence reward r_i^c and the response-level rewards enter a unified per-token return through the alignment σ . Define the response-level return

$$R^r(x, y) = \lambda_j R^j(x, y) + \lambda_f R^f(y), \quad (3)$$

and the per-token raw return

$$R_t(x, y) = R^r(x, y) + \mathbf{1}[\sigma(t) > 0] \cdot \lambda_c \cdot r_{\sigma(t)}^c. \quad (4)$$

A token at $\sigma(t) = 0$ (tag positions, inter-sentence whitespace) receives only R^r . A token inside any sentence s_i , whether in the $\langle \text{think} \rangle$ or $\langle \text{answer} \rangle$ block, additionally receives the local shaping term $\lambda_c \cdot r_i^c$. From the per-token raw returns $\{R_t^{(g)}\}_{g=1}^G$, the policy is updated by a standard clipped-surrogate step over group-normalized token-level advantages (Shao et al., 2024; Li and Ng, 2025), where the masked per-completion mean serves as the within-group baseline. Consequently, two sentences within the same response can receive opposite local advantages whenever one is well-supported and the other is not. Setting $\lambda_c = 0$ recovers a response-level baseline (algorithm details in Appendix B.4).

4 Experimental Setup

Benchmarks and models. We evaluate on five knowledge-intensive QA benchmarks: TriviaQA (Joshi et al., 2017) (17,944 questions), NQ-Open (Kwiatkowski et al., 2019) (3,610), PopQA (Mallen et al., 2023) (14,267), SimpleQA (Wei et al., 2024) (4,326), and TruthfulQA (Lin et al., 2022) (817). Training prompts are drawn only from the NQ-Open train split and WebQuestions (Berant et al., 2013); all other benchmarks are strictly out-of-distribution. Our *headline group* (Llama-3.1-8B-Instruct (Grattafiori et al., 2024), Qwen3-8B (Yang et al., 2025)) drives the main comparison, ablation, and cost analysis. The *scaling group* (§5.2) extends to six models from 3B to 14B across Llama-3, Qwen3, and OLMo (OLMo et al., 2025) families. Data processing details are in Appendices A.2 and A.4.

Baselines. We compare against Raw (unmodified generation) and four factuality-RL baselines:

FoRAG (Cai et al., 2024) (PPO with subclaim-verified sentence reward), RLFH (Wen et al., 2025) (PPO with LLM-judge statement reward), FSPO (Li and Ng, 2025) (GRPO with NLI sentence scoring), and KnowRL (Ren et al., 2025) (GRPO with atomic-fact verification). All four invoke neural verifiers or external services per sentence, making their cost prohibitive at the CorVer configuration; we therefore train them under reduced configurations (Appendix A.1; structural reason in §5.3).

Metrics. Factual QA accuracy under substring plus alias matching with lenient regex parsing. NA rate, format-success rate, and average answer length serve as diagnostics.

Implementation details. For the co-occurrence reward (Eq. 2) we set $(\alpha_0, \alpha_1, \alpha_2, \alpha_3) = (-0.3, -0.1, 0.0, +0.1)$ and $(\tau_1, \tau_2) = (5, 20)$; the thresholds sit at the two largest precision transitions in the empirical calibration curve (+17 pp and +8 pp; see §6.1). The response-level judge reward maps $\{\text{GOOD}, \text{BAD}, \text{NA}\}$ to $(+2.0, -1.0, -1.0)$; the format reward uses (± 1.0) ; channel weights are $\lambda_f = \lambda_j = \lambda_c = 1.0$. At these scales the maximum per-completion co-occurrence contribution ($\bar{m}_{\text{sent}} \cdot \alpha_3 \approx 0.3$) stays an order of magnitude below the judge reward swing ($r_{\text{good}} - r_{\text{bad}} = 3.0$), so co-occurrence shapes credit without overriding correctness. Sensitivity sweeps over α_0 and window size are in Appendices B.2 and B.1; the triplet-extraction rule is compared in §6.4 (mechanism details in Appendix B.3).

CorVer trains directly on the raw instruction-tuned model without SFT cold-start (Appendix D, L1). The learning-zone filter retains prompts with $n_{\text{correct}} \in [1, G-1]$ over $G = 16$ generations; small models (3B/4B) additionally use fully-mastered anchor questions (Appendix D, L3). All runs use LoRA (Hu et al., 2021) ($r/\alpha = 128/256$), $G = 16$, max length 1024, prompt-batch 24, and 100 GRPO steps (Appendix C.1). Per-model learning rates and β_{KL} are in Appendix A.1.

5 Experiments

5.1 Main Results

Table 1 compares CorVer with four factuality-RL pipelines across four base models (3B to 8B). The baselines are run under reduced configurations (smaller LoRA rank and G ; exact settings in Appendix A.1, structural reason in §5.3). Consequently, the comparison evaluates which reward

Table 1: Factual QA accuracy (%) across five benchmarks and four base models (3B to 8B). Baselines use reduced configurations detailed in §4. Bold marks the best per column within each model block. CorVer rows show the gain over the best baseline per cell (red: CorVer leads; green: baseline leads).

Model	Method	TriviaQA	NQ-Open	PopQA	SimpleQA	TruthfulQA	Avg.
Llama-3.2-3B	Raw	55.39	34.13	15.92	1.55	5.63	22.52
	FoRAG	60.66	37.15	22.53	2.22	5.20	25.55
	RLFH	60.66	35.90	22.42	2.06	5.28	25.26
	FSPO	22.28	10.61	4.44	0.37	3.92	8.32
	KnowRL	49.60	30.53	15.28	1.32	5.63	20.47
	CorVer (ours)	62.24 (+1.58)	43.41 (+6.26)	23.75 (+1.22)	2.57 (+0.35)	7.47 (+1.84)	27.89 (+2.34)
Llama-3.1-8B	Raw	71.86	40.66	28.85	5.20	6.61	30.64
	FoRAG	69.40	42.71	32.17	5.32	6.31	31.18
	RLFH	69.55	42.44	32.16	5.76	6.12	31.21
	FSPO	63.43	39.25	23.54	5.12	8.63	27.99
	KnowRL	68.41	38.53	25.45	2.33	6.00	28.14
	CorVer (ours)	76.52 (+4.66)	48.34 (+5.63)	35.30 (+3.13)	5.92 (+0.16)	10.28 (+1.65)	35.27 (+4.06)
Qwen3-4B	Raw	51.14	24.65	17.51	2.52	8.45	20.85
	FoRAG	52.65	25.43	18.49	3.07	10.13	21.95
	RLFH	52.50	25.12	18.40	3.08	9.64	21.75
	FSPO	52.88	25.65	18.76	3.05	10.26	22.12
	KnowRL	40.90	17.30	10.20	0.30	5.10	14.76
	CorVer (ours)	53.77 (+0.89)	26.59 (+0.94)	19.33 (+0.57)	3.12 (+0.04)	10.65 (+0.39)	22.69 (+0.57)
Qwen3-8B	Raw	62.84	29.61	20.34	2.57	6.49	24.37
	FoRAG	61.34	29.81	21.80	3.07	5.42	24.29
	RLFH	61.39	29.42	22.03	3.31	6.16	24.46
	FSPO	61.81	29.67	22.09	3.03	6.65	24.65
	KnowRL	60.92	28.45	16.97	2.03	5.88	22.85
	CorVer (ours)	63.99 (+1.15)	32.80 (+2.99)	21.83 (-0.26)	2.73 (-0.58)	9.18 (+2.53)	26.11 (+1.46)

designs support deployable configurations rather than enforcing matched computational budgets.

Against Raw alone, CorVer improves every cell. The gains are largest on Llama-3.1-8B (+4.06 pp average) and Llama-3.2-3B (+2.34 pp), with NQ-Open consistently showing the strongest per-benchmark improvement across all four models. Among the four prior methods, FoRAG and RLFH gain modestly at 3B and 4B but degrade both 8B models on TriviaQA. FSPO collapses on Llama-3.2-3B and otherwise tracks Raw. KnowRL never beats Raw, consistent with the circularity argued in §1. The two cells where a baseline outranks CorVer are on Qwen3-8B and within noise (FSPO on PopQA by 0.26 pp, RLFH on SimpleQA by 0.58 pp).

Corpus co-occurrence suffices as reward signal.

Finding 1

CorVer outperforms the baselines in 18 of 20 (model, benchmark) cells under feasible training configurations, replacing neural verifiers with a single corpus lookup per sentence.

5.2 Cross-Model Scaling

We next examine whether the gain over Raw transfers across scales, families, and benchmarks. Fig-

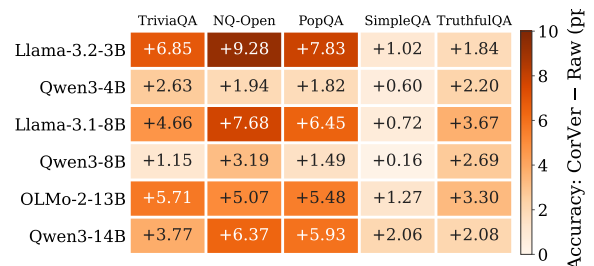


Figure 3: **Cross-model scaling of CorVer gains over Raw** across six models (3B to 14B) and five benchmarks. Every cell is positive; full accuracy tables in Appendix C.2.

ure 3 reports the per-cell CorVer-minus-Raw gain for six instruction-tuned base models from 3B to 14B across the same five benchmarks. The underlying accuracies and NA-rate diagnostics are in Appendix C.2.

All 30 cells of Figure 3 show improvements over Raw. Across datasets, the largest gains concentrate on TriviaQA, NQ-Open, and PopQA; SimpleQA and TruthfulQA gains are smaller but consistently positive, both benchmarks being intrinsically hard for models in this 3B–14B range (raw accuracy below 10% on every cell) so the room for improvement is narrow. Across model families, the accu-

racy gain follows two distinct NA-rate patterns: on Qwen3, refusal drops sharply, so the gain reflects correctly answering questions Raw previously refused rather than indiscriminate guessing (Qwen3-8B decomposition in Appendix C.3); on Llama, refusal rises modestly, so the gain combines higher recall on attempts with selective abstention elsewhere.

Generalizable reward across families and scales.

Finding 2

All 30 (model, benchmark) cells show improvement because the reward depends on corpus statistics rather than model-specific behavior, thereby requiring no per-model calibration.

5.3 Reward Computation Cost

RL training at the CorVer configuration issues on the order of

$$N_{\text{steps}} \cdot B \cdot G \cdot \bar{m}_{\text{sent}} \approx 100 \cdot 24 \cdot 16 \cdot 3 \approx 1.2 \times 10^5 \quad (5)$$

sentence-level reward calls per training run (100 steps, $B = 24$ prompts per step, $G = 16$ rollouts per prompt, $\bar{m}_{\text{sent}} \approx 3$ sentences per completion; illustrative magnitude, not an exact count). At this density, per-call cost becomes the dominant factor. Any reward mechanism that invokes a neural model or external service per call becomes a structural bottleneck, whereas CorVer’s 0.5B forward pass combined with a single Infini-gram lookup remains millisecond-scale. Figure 4 reports the resulting end-to-end training time for each method across four base models.

CorVer averages 3.2 training hours across the four models, against 14.5 to 29.5 hours for the four baselines (4.8 to 8.4× slower). FSPO (8.4×) and KnowRL (7.8×) carry the heaviest per-call cost (NLI verifier, atomic-fact pipeline); RLFH is the lowest-cost baseline but still 4.8× slower. The gap widens on the largest models: FSPO on Qwen3-8B reaches 65.8 hours, KnowRL 36.4 hours (Appendix C.4).

Dense rewards remain cheap.

Finding 3

The per-sentence reward requires only a 0.5B forward pass and one index lookup, keeping cost constant as rollout scale grows.

6 Analysis and Discussion

6.1 Reward Signal Calibration

A prerequisite for using co-occurrence count as a reward signal is that it correlates monotonically

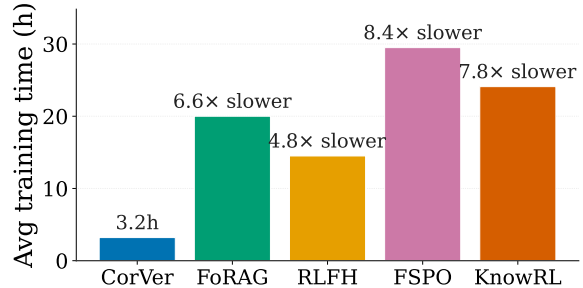


Figure 4: Average training time per method (hours) across four base models. Bars annotate each baseline’s slowdown relative to CorVer. Detailed breakdowns in Appendix C.4.

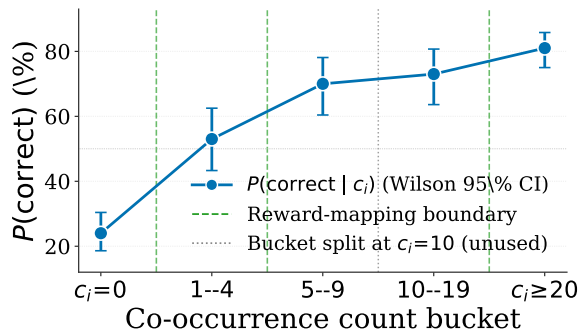


Figure 5: Empirical $P(\text{correct} | c_i)$ across five co-occurrence buckets ($N = 700$ manually annotated sentences). Green dashed: reward-mapping boundaries in Eq. (2); grey dotted: unused split at $c_i = 10$. Error bars are Wilson 95% CIs; per-bucket counts in Table 13 (Appendix B.5).

with sentence-level factual correctness. Figure 5 tests this on 700 manually annotated sentences.

The empirical $P(\text{correct} | c_i)$ increases monotonically from 23% at $c_i = 0$ to 81% at $c_i \geq 20$, confirming that co-occurrence count is a directionally reliable proxy for sentence correctness. The two largest precision jumps (+17 pp at $c_i = 5$ and +8 pp at $c_i = 20$) determine the thresholds τ_1 and τ_2 in Eq. (2); a candidate intermediate split at $c_i = 10$ produces only +3 pp and is not adopted.

6.2 Ablation Study

We hold the base model fixed at Llama-3.1-8B-Instruct and remove one component at a time. Table 2 reports four variants; the full configuration outperforms every ablation on every benchmark.

A1 (no QuCo, vanilla GRPO) drops TriviaQA from 76.52 to 71.3, confirming that the co-occurrence signal contributes beyond what response-level correctness alone provides. A2 (no judge) nearly matches the full method on TriviaQA

Table 2: Ablation of CorVer components on Llama-3.1-8B-Instruct. A1 drops the co-occurrence signal entirely (vanilla GRPO); A2 drops the answer-correctness signal; A3 collapses per-sentence rewards into a response-level scalar (losing alignment); A4 removes the learning-zone filter. Bold marks the best value per column.

Variant	TriviaQA	NQ-Open	PopQA	SimpleQA	TruthfulQA
Raw	71.86	40.66	28.85	5.20	6.61
CorVer (full)	76.52	48.34	35.30	5.92	10.28
A1: – QuCo (vanilla GRPO; judge + format only)	71.3	45.9	34.6	5.4	6.8
A2: – Judge (per-token QuCo + format only)	76.1	42.6	31.7	4.8	7.1
A3: – per-token alignment (averaged QuCo scalar)	72.9	46.3	34.9	5.8	6.6
A4: – self-filter (full 9,680-question pool)	75.0	46.0	33.5	5.1	8.0

Table 3: PopQA accuracy (%) by subject-entity popularity quartile (monthly Wikipedia pageviews from [Mallen et al. \(2023\)](#)). n : questions per bucket. Items without a pageview field (1,201 of 14,267) are excluded.

Model	Quartile	Pageviews	n	Raw	CorVer	Δ
Llama-3.1-8B-Instruct	Q1 (rare)	2–224	3,257	18.94	24.41	+5.47
	Q2	224–914	3,277	16.51	21.64	+5.13
	Q3	914–5,293	3,265	24.50	32.89	+8.39
	Q4 (popular)	5,293–15.1M	3,267	57.06	64.55	+7.50
	All	—	13,066	29.25	35.87	+6.62
OLMo-2-13B-Instruct	Q1 (rare)	2–224	3,257	15.63	19.31	+3.68
	Q2	224–914	3,277	13.27	17.61	+4.33
	Q3	914–5,293	3,265	23.74	29.25	+5.51
	Q4 (popular)	5,293–15.1M	3,267	50.60	59.63	+9.03
	All	—	13,066	25.81	31.45	+5.64

(76.1), where the dense QuCo signal alone carries enough correctness pressure, but drops sharply on NQ-Open (42.6 vs 48.34) and PopQA (31.7 vs 35.30), so the judge remains essential outside TriviaQA. A3 keeps the same total QuCo reward but delivers it as a response-level scalar, removing per-token alignment. Despite receiving identical reward magnitude, A3 recovers only a fraction of the full method’s gain (72.9 vs 76.52 on TriviaQA, 46.3 vs 48.34 on NQ-Open). A4 (no learning-zone filter) produces the smallest average drop, a secondary contribution.

Comparing A1 and A3 is particularly revealing: A3 adds the QuCo signal on top of A1 but without per-token alignment, and improves only marginally (72.9 vs 71.3 on TriviaQA). The full method improves substantially (76.52). This suggests that the value of the co-occurrence signal comes primarily from its per-token distribution rather than its aggregate magnitude.

6.3 Gain Attribution Analysis

CorVer’s reward is derived from Wikipedia co-occurrence counts, so its signal density naturally depends on how well an entity is represented in the corpus. This leads to two opposing hypotheses: a *rescue* hypothesis, in which the largest gains occur

for rare entities where hallucination is most severe, and a *signal-density* hypothesis, in which the largest gains occur for popular entities where co-occurrence statistics are denser. We evaluate these hypotheses on PopQA, which provides a monthly Wikipedia pageview field for each question ([Mallen et al., 2023](#)). Table 3 reports the accuracies of Raw and CorVer across four popularity quartiles (Q1 rarest, Q4 most popular) on Llama-3.1-8B-Instruct and OLMo-2-13B-Instruct.

Every (model, quartile) cell shows improvement, and the per-quartile shape favors the signal-density prediction. For OLMo, the gain increases monotonically with popularity (+3.68 \rightarrow +4.33 \rightarrow +5.51 \rightarrow +9.03): the rarer the entity, the smaller the improvement. Llama is near-monotonic (+5.47 \rightarrow +5.13 \rightarrow +8.39 \rightarrow +7.50) with a single Q3-to-Q4 dip. This is a ceiling effect (Llama’s Q4 Raw 57.06% vs OLMo’s 50.60%), not a coverage effect. The rescue prediction expects the opposite shape (largest gains on Q1), which neither model shows. Overall, performance gains correlate with corpus coverage rather than rare-entity rescue: the largest improvements land on Q3 and Q4 (+8 to +9 pp), where co-occurrence counts are dense enough to differentiate correct from incorrect sentences. This pattern also points to a natural

limitation, indicating that the reward signal is least informative on rare entities where corpus coverage is sparse (§7).

6.4 Triplet-Aggregation Variants

Table 4: Triplet-aggregation rule comparison on Llama-3.2-3B-Instruct (TriviaQA validation). Time is wall-clock training cost relative to FIRST.

Variant	Cor. (%)	NA (%)	Mean len.	Time
FIRST (canonical)	62.24	5.04	150	1.0×
MIN	57.27	0.33	40	1.2×
RELCHECK	61.37	6.58	150	1.7×

The canonical CorVer rule keeps only the first valid triplet per sentence and runs an entity-only Infini-gram query (§3.2). The inference-time pipeline of Min et al. (2025) motivates two natural alternatives: MIN aggregates counts across every extracted triplet and takes the minimum, while RELCHECK re-queries with the relation token added and demotes the reward when this lookup returns zero. We retrain Llama-3.2-3B-Instruct on the same self-filtered TriviaQA pool, swapping in each rule. Table 4 reports correctness, refusal rate, mean completion length, and training wall clock.

Both alternatives underperform the canonical rule. MIN collapses completion length: the policy learns to dodge the per-sentence minimum by shortening its output rather than producing more correct facts. RELCHECK is brittle: relation tokens vary widely in surface form across Wikipedia (e.g., “directed” vs. “was the director of”), so the literal-token lookup often returns zero on correct claims while also inflating training cost. The canonical FIRST variant is therefore both the fastest and the most accurate of the three. Mechanism analysis and a worked example are in Appendix B.3.

6.5 Practical Findings

Two engineering observations shaped the final CorVer recipe. We present them as practitioner notes from our runs rather than as formally validated claims. Accordingly, the mechanisms discussed below should be interpreted as hypotheses and intuitions rather than conclusions established through controlled experiments.

(i) SFT cold-start hurt factual recall in our setup. We collected chain-of-thought traces from a 397B-parameter Qwen3-family MoE teacher and used them to SFT-train the target prior to GRPO. However, the resulting model underperformed the

raw-model recipe. We interpret this outcome as a capacity mismatch: the student is forced to imitate reasoning chains that it cannot reliably execute, and questions that it would otherwise answer correctly may instead fail due to forced-but-incorrect deliberation.

(ii) Small models needed anchor questions in our runs; larger models did not. Training Llama-3.2-3B-Instruct and Qwen3-4B exclusively on the learning-zone pool caused accuracy to deteriorate over the course of training. Reintroducing fully-correct ($n_{\text{correct}} = G$) anchor questions into the pool stabilized the runs. Models $\geq 8B$ did not exhibit this issue.

Per-finding details, including an additional observation on anti-loop prompt interactions, are in Appendix D.

6.6 Broader Applicability

We validate CorVer only under GRPO, but the reward’s low per-sentence cost (no GPU verifier, one 0.5B forward pass plus one Infini-gram lookup) suggests several directions for future work. The signal could in principle serve as a plug-in factuality auxiliary in other policy-gradient pipelines such as PPO (Schulman et al., 2017) or REINFORCE without altering their cost structure, or score candidate completions when constructing preference pairs for DPO-style training. It might also compose with retrieval-, NLI-, or LLM-judge-based rewards as a complementary regularizer, and the corpus index could be scaled from Wikipedia to web- or pretraining-corpus magnitude. We do not evaluate any of these directions in this paper.

7 Conclusion

We presented CorVer, a corpus-grounded process reward that replaces neural verifiers with a 0.5B extractor and one Infini-gram lookup per sentence. Across six instruction-tuned base models (3B to 14B) and five factual QA benchmarks, CorVer improves over Raw on every cell and outperforms four prior factuality-RL pipelines on 18 of 20 cells while training 4.8 to 8.4× faster. Two analyses explain the gain: per-sentence factual correctness correlates monotonically with Wikipedia co-occurrence (§6.1), and per-quartile improvements on PopQA track corpus coverage rather than rare-entity rescue (§6.3). We validate the reward under GRPO and leave integration with other policy-gradient or preference-based methods to future work.

Limitations

The co-occurrence reward is a corpus-grounded proxy rather than a claim-level fact-checker: the extractor captures only the subject-object pair, not the predicate semantics. As shown in §6.1, the signal is monotonically calibrated against human annotations, but it cannot detect errors in which the correct entities co-occur within a factually wrong relation.

The reward is inherently tied to the corpus on which it is indexed. We use a 6.4M-article, 5.5B-token English Wikipedia snapshot (Appendix B.1). The PopQA quartile analysis (§6.3) confirms that performance gains correlate with corpus coverage, indicating that the reward signal is least informative on rare entities where coverage is sparse.

Evaluation uses lenient substring-plus-alias matching, so absolute accuracies may overestimate partially correct strings. However, paired comparisons within each table use the same grader, ensuring that relative rankings remain unaffected. An LLM-as-judge alternative is evaluated only as an offline validation tool (Appendix B.7) and is not used within the reward loop.

References

- Jonathan Berant, Andrew Chou, Roy Frostig, and Percy Liang. 2013. Semantic parsing on freebase from question-answer pairs. In *Proceedings of the 2013 conference on empirical methods in natural language processing*, pages 1533–1544.
- Mirza Farhan Bin Tarek and Rahmatollah Beheshti. 2025. Reward hacking mitigation using verifiable composite rewards. In *Proceedings of the 16th ACM International Conference on Bioinformatics, Computational Biology, and Health Informatics*, pages 1–6.
- Tianchi Cai, Zhiwen Tan, Xierui Song, Tao Sun, Jiyan Jiang, Yunqi Xu, Yinger Zhang, and Jinjie Gu. 2024. Forag: Factuality-optimized retrieval augmented generation for web-enhanced long-form question answering. In *Proceedings of the 30th ACM SIGKDD Conference on Knowledge Discovery and Data Mining*, pages 199–210.
- Xilun Chen, Iliia Kulikov, Vincent-Pierre Berges, Barlas Oğuz, Rulin Shao, Gargi Ghosh, Jason Weston, and Wen-tau Yih. 2025. Learning to reason for factuality. *arXiv preprint arXiv:2508.05618*.
- DeepSeek-AI, Daya Guo, Dejian Yang, Haowei Zhang, Junxiao Song, Peiyi Wang, Qihao Zhu, Runxin Xu, Ruoyu Zhang, Shirong Ma, Xiao Bi, Xiaokang Zhang, Xingkai Yu, Yu Wu, Z. F. Wu, Zhibin Gou, Zhihong Shao, Zhuoshu Li, Ziyi Gao, and 181 others. 2025. *DeepSeek-R1: Incentivizing Reasoning Capability in LLMs via Reinforcement Learning*. *Nature*, 645(8081):633–638.
- Aaron Grattafiori, Abhimanyu Dubey, Abhinav Jauhri, Abhinav Pandey, Abhishek Kadian, Ahmad Al-Dahle, Aiesha Letman, Akhil Mathur, Alan Schelten, Alex Vaughan, Amy Yang, Angela Fan, Anirudh Goyal, Anthony Hartshorn, Aobo Yang, Archi Mitra, Archie Sravankumar, Artem Korenev, Arthur Hinsvark, and 542 others. 2024. *The Llama 3 Herd of Models*. *arXiv preprint*.
- Haochang Hao, Yifan Xu, Xinzhuo Li, Yingqiang Ge, and Lu Cheng. 2026. *Safecrs: Personalized safety alignment for llm-based conversational recommender systems*. *Preprint*, arXiv:2603.03536.
- Edward J. Hu, Yelong Shen, Phillip Wallis, Zeyuan Allen-Zhu, Yuanzhi Li, Shean Wang, Lu Wang, and Weizhu Chen. 2021. *LoRA: Low-Rank Adaptation of Large Language Models*. *arXiv preprint*.
- Mandar Joshi, Eunsol Choi, Daniel S Weld, and Luke Zettlemoyer. 2017. Triviaqa: A large scale distantly supervised challenge dataset for reading comprehension. In *Proceedings of the 55th Annual Meeting of the Association for Computational Linguistics (Volume 1: Long Papers)*, pages 1601–1611.
- Nikhil Kandpal, Haikang Deng, Adam Roberts, Eric Wallace, and Colin Raffel. 2023. Large language models struggle to learn long-tail knowledge. In *International conference on machine learning*, pages 15696–15707. PMLR.
- Cheongwoong Kang and Jaesik Choi. 2023. Impact of co-occurrence on factual knowledge of large language models. In *Findings of the Association for Computational Linguistics: EMNLP 2023*, pages 7721–7735.
- Tom Kwiatkowski, Jennimaria Palomaki, Olivia Redfield, Michael Collins, Ankur Parikh, Chris Alberti, Danielle Epstein, Illia Polosukhin, Jacob Devlin, Kenton Lee, and 1 others. 2019. Natural questions: A benchmark for question answering research. *Transactions of the Association for Computational Linguistics*, 7:452–466.
- Patrick Lewis, Ethan Perez, Aleksandra Piktus, Fabio Petroni, Vladimir Karpukhin, Naman Goyal, Heinrich Küttler, Mike Lewis, Wen-tau Yih, Tim Rocktäschel, Sebastian Riedel, and Douwe Kiela. 2020. *Retrieval-augmented generation for knowledge-intensive nlp tasks*. In *Advances in Neural Information Processing Systems*, volume 33, pages 9459–9474. Curran Associates, Inc.
- Junyi Li and Hwee Tou Ng. 2025. *Reasoning models hallucinate more: Factuality-aware reinforcement learning for large reasoning models*. In *Advances in Neural Information Processing Systems*, volume 38, pages 151064–151085. Curran Associates, Inc.

- Hunter Lightman, Vineet Kosaraju, Yura Burda, Harri Edwards, Bowen Baker, Teddy Lee, Jan Leike, John Schulman, Ilya Sutskever, and Karl Cobbe. 2023. *Let’s Verify Step by Step*. *arXiv preprint*.
- Stephanie Lin, Jacob Hilton, and Owain Evans. 2022. Truthfulqa: Measuring how models mimic human falsehoods. In *Proceedings of the 60th annual meeting of the association for computational linguistics (volume 1: long papers)*, pages 3214–3252.
- Jiacheng Liu, Sewon Min, Luke Zettlemoyer, Yejin Choi, and Hannaneh Hajishirzi. 2024. Infini-gram: Scaling unbounded n-gram language models to a trillion tokens. *arXiv preprint arXiv:2401.17377*.
- Alex Mallen, Akari Asai, Victor Zhong, Rajarshi Das, Daniel Khashabi, and Hannaneh Hajishirzi. 2023. When not to trust language models: Investigating effectiveness of parametric and non-parametric memories. In *Proceedings of the 61st annual meeting of the association for computational linguistics (volume 1: Long papers)*, pages 9802–9822.
- Dehai Min, Kailin Zhang, Tongtong Wu, and Lu Cheng. 2025. Quco-rag: Quantifying uncertainty from the pre-training corpus for dynamic retrieval-augmented generation. *arXiv preprint arXiv:2512.19134*.
- Sewon Min, Kalpesh Krishna, Xinxi Lyu, Mike Lewis, Wen-tau Yih, Pang Koh, Mohit Iyyer, Luke Zettlemoyer, and Hannaneh Hajishirzi. 2023. Factscore: Fine-grained atomic evaluation of factual precision in long form text generation. In *Proceedings of the 2023 Conference on Empirical Methods in Natural Language Processing*, pages 12076–12100.
- Shuo Nie, Hexuan Deng, Chao Wang, Ruiyu Fang, Xuebo Liu, Shuangyong Song, Yu Li, Min Zhang, and Xuelong Li. 2026. Stop rewarding hallucinated steps: Faithfulness-aware step-level reinforcement learning for small reasoning models. *arXiv preprint arXiv:2602.05897*.
- Team OLMo, Pete Walsh, Luca Soldaini, Dirk Groeneveld, Kyle Lo, Shane Arora, Akshita Bhagia, Yuling Gu, Shengyi Huang, Matt Jordan, Nathan Lambert, Dustin Schwenk, Oyvind Tafjord, Taira Anderson, David Atkinson, Faeze Brahman, Christopher Clark, Pradeep Dasigi, Nouha Dziri, and 24 others. 2025. *2 OLMo 2 Furious*. *arXiv preprint*.
- Long Ouyang, Jeff Wu, Xu Jiang, Diogo Almeida, Carroll L. Wainwright, Pamela Mishkin, Chong Zhang, Sandhini Agarwal, Katarina Slama, Alex Ray, John Schulman, Jacob Hilton, Fraser Kelton, Luke Miller, Maddie Simens, Amanda Askell, Peter Welinder, Paul Christiano, Jan Leike, and Ryan Lowe. 2022. *Training language models to follow instructions with human feedback*. *arXiv preprint*.
- Fabio Petroni, Tim Rocktäschel, Sebastian Riedel, Patrick Lewis, Anton Bakhtin, Yuxiang Wu, and Alexander Miller. 2019. Language models as knowledge bases? In *Proceedings of the 2019 conference on empirical methods in natural language processing and the 9th international joint conference on natural language processing (EMNLP-IJCNLP)*, pages 2463–2473.
- Baochang Ren, Shuofei Qiao, Ningyu Zhang, Da Zheng, and Huajun Chen. 2025. Knowrl: Exploring knowledgeable reinforcement learning for factuality. *arXiv preprint arXiv:2506.19807*.
- John Schulman, Filip Wolski, Prafulla Dhariwal, Alec Radford, and Oleg Klimov. 2017. *Proximal Policy Optimization Algorithms*. *arXiv preprint*.
- Zhihong Shao, Peiyi Wang, Qihao Zhu, Runxin Xu, Junxiao Song, Xiao Bi, Haowei Zhang, Mingchuan Zhang, Y. K. Li, Y. Wu, and Daya Guo. 2024. *DeepSeekMath: Pushing the Limits of Mathematical Reasoning in Open Language Models*. *arXiv preprint*.
- Jason Wei, Nguyen Karina, Hyung Won Chung, Yunxin Joy Jiao, Spencer Papay, Amelia Glaese, John Schulman, and William Fedus. 2024. Measuring short-form factuality in large language models. *arXiv preprint arXiv:2411.04368*.
- Xueru Wen, Jie Lou, Xinyu Lu, Yuqiu Ji, Xinyan Guan, Yaojie Lu, Hongyu Lin, Ben He, Xianpei Han, Debing Zhang, and 1 others. 2025. On-policy self-alignment with fine-grained knowledge feedback for hallucination mitigation. In *Findings of the Association for Computational Linguistics: ACL 2025*, pages 5215–5231.
- An Yang, Anfeng Li, Baosong Yang, Beichen Zhang, Binyuan Hui, Bo Zheng, Bowen Yu, Chang Gao, Chengen Huang, Chenxu Lv, Chujie Zheng, Dayiheng Liu, Fan Zhou, Fei Huang, Feng Hu, Hao Ge, Haoran Wei, Huan Lin, Jialong Tang, and 41 others. 2025. *Qwen3 Technical Report*. *arXiv preprint*.

A Training Setup and Recipe

A.1 Full Hyperparameters

All Raw + RL runs use a LoRA policy with rank $r = 128$, $\alpha = 256$, dropout 0.0, no bias, and target modules `q_proj`, `k_proj`, `v_proj`, `o_proj`, `gate_proj`, `up_proj`, `down_proj` (task type CAUSAL_LM). For CorVer, the same LoRA shape is used for every model from 3B to 14B. Random seed is 42 throughout.

Constant across models. Table 5 lists the hyperparameters identical for every Raw + RL run in the paper.

Per-model differences. Table 6 lists the hyperparameters that vary across models. Note that the per-device batch size and gradient-accumulation steps are traded against each other so that the effective prompt-batch per optimizer step is 24 (and the number of completions per step is $24 \times G = 384$) for every model.

Table 5: Hyperparameters identical across every Raw + RL run.

Hyperparameter	Value
LR scheduler	cosine
warmup_ratio	0.03
loss_type	grpo
Attention	flash_attention_2
bf16, tf32	true
mask_truncated_completions	false
G (num_generations)	16
max_prompt_length	256
max_completion_length	1024
gradient_checkpointing	true
use_reentrant	false
max_grad_norm	1.0

GRPO sampling and rollout. Sampling parameters take TRL GRPOConfig defaults except where noted; full settings in Table 7.

Optimizer. Per-model optimizer choice is 8-bit AdamW for every run except OLMo-2-13B-Instruct, which uses torch-fused AdamW. Adam momenta and epsilon take HuggingFace TrainingArguments defaults ($\beta_1 = 0.9$, $\beta_2 = 0.999$, $\varepsilon = 10^{-8}$, weight decay = 0).

Reward weights and mode. The headline CorVer settings used in every Raw + RL run are listed in Table 8. The three reward channels are summed with unit weight; no separate QuCo or format multiplier is applied.

Logging, checkpointing, evaluation. Logging, checkpointing, and in-training evaluation parameters are listed in Table 9. Checkpoints are evaluated post hoc rather than during training.

Baselines: framing. The cross-method comparison in Table 1 reports FoRAG, RLFH, FSPO, and KnowRL under reduced configurations relative to the CorVer runs. We attempted to run each baseline at the CorVer configuration ($G = 16$, max completion length 1024, full-rank policy where applicable). The wall-clock cost was prohibitive in our compute budget. The structural reason is the reward-call budget of Eq. 5 multiplied by the per-call cost of each baseline’s reward source. The reduced configurations therefore reflect each baseline at the strongest setting we could afford within the compute budget used for CorVer; the resulting comparison is not a head-to-head at matched compute, as discussed in the configuration-asymmetry paragraph below.

Baselines: common configuration. All three of FoRAG (Cai et al., 2024), RLFH (Wen et al., 2025), and FSPO (Li and Ng, 2025) train a LoRA policy with rank $r = 8$, $\alpha = 16$, dropout 0.0, and the same target modules as the CorVer runs above, in BF16 with eager attention and gradient checkpointing disabled. All three are evaluated closed-book: only the question is fed at inference, with no retrieval and no neural verifier or LLM judge call.

Baselines: reward design. FSPO uses TRL GRPOTrainer with $G = 4$ rollouts per prompt, max prompt / completion length 512, KL coefficient $\beta = 0.04$, a binary $\langle \text{think} \rangle \langle \text{answer} \rangle$ format reward, and HHEM-2.1 sentence-level NLI scoring at threshold 0.5 for the per-token advantage signflip. RLFH uses TRL PPOTrainer (batch 16, mini-batch 8, max new tokens 256) with the truthfulness / informativeness reward maps from the original paper. Verification calls a $\sim 27\text{B}$ -parameter Qwen3-family chat endpoint with 8 parallel workers. FoRAG also uses PPOTrainer (batch 16, max new tokens 256). Each generated sentence is decomposed into atomic subclaims and each subclaim is verified against the evidence field, yielding a sentence-level factuality score. We adapt FoRAG to the closed-book setting by stripping retrieval at inference. KnowRL (a re-implementation of Ren et al. (2025)) uses TRL GRPOTrainer with $G = 16$ rollouts per prompt, max prompt / completion length 256/1024, sampling temperature = 1.0, and $\beta_{\text{KL}} = 0.001$. Its reward, per the paper’s Eq. 2, is the unit-weighted sum of three components: (a) a regex format reward ± 1 ; (b) a three-tier LLM-judge correctness reward in $\{+2, +1, -1\}$ (correct / not-attempted / incorrect); (c) a fact-support reward $r_{\text{fact}} \in [0, 1]$ equal to the fraction of supported atomic facts from the FActScore atomic-fact pipeline with NLI entailment verification (DeBERTa-v3-base-mnli-fever-anli at threshold 0.3, $\gamma = 10$) against the FActScore-bundled Wikipedia knowledge base. Both the judge and the atomic-fact verifier call gpt-4o-mini-2024-07-18 at temperature 0. KnowRL deviates from the common baseline LoRA configuration: it uses a higher-rank LoRA ($r = 128$, $\alpha = 256$) with FlashAttention-2 and gradient checkpointing enabled, matching CorVer’s adapter capacity. We adopt this setting for KnowRL because it is the closest prior-method analogue to CorVer (sentence-level factuality GRPO with a verifier-side reward), and its memory footprint at $r = 128/G = 16$ with

Table 6: Per-model GRPO training hyperparameters that vary across models. Columns: bs (per-device batch size), ga (gradient-accumulation steps), steps (max steps), save (save period in steps), vLLM (vLLM GPU-memory fraction). All other hyperparameters listed in Section A.1 are identical across runs. Effective prompt-batch per step is $bs \times ga = 24$ for every model.

Model	LR	β_{KL}	Optim	bs	ga	steps	save	vLLM
Llama-3.2-3B-Instruct	1.0e-5	0.001	adamw_8bit	8	3	100	50	0.40
Qwen3-4B	1.0e-5	0.001	adamw_8bit	8	3	100	50	0.40
Llama-3.1-8B-Instruct (headline)	1.0e-5	0.001	adamw_8bit	8	3	100	50	0.40
Qwen3-8B	1.0e-5	0.001	adamw_8bit	8	3	100	50	0.40
OLMo-2-13B-Instruct	3.0e-6	0.01	adamw_torch_fused	4	6	100	50	0.50
Qwen3-14B	2.5e-5	0.0	adamw_8bit	2	12	100	50	0.55

Table 7: GRPO sampling and rollout parameters (identical across models). vLLM rollout in colocate mode with Unsloth fast-inference; the vLLM GPU-memory utilization fraction is per-model (Table 6).

Parameter	Value
temperature	1.0
top_p	1.0
top_k	disabled
PPO clip ϵ	0.2
epsilon_high	unset
importance_sampling_level	token
scale_rewards	group
delta	unset
use_vllm	true
fast_inference	true
tensor_parallel_size	1

gradient checkpointing fits on a single A100 within our compute budget.

Baselines: difficulty bins via capability cascade. KnowRL’s public recipe (Ren et al., 2025) filters its training pool by a one-shot capability criterion: only questions DeepSeek-R1 answers correctly on its first attempt are retained. The stated motivation is that neural-verifier RL gives noisy gradients when the verifier itself cannot reliably judge a question. We extend this idea uniformly to all four baselines with a 3-level capability cascade in place of a single threshold. A question is *easy* if Qwen2.5-7B-Instruct already solves it under closed-book string-match grading. It is *medium* if Qwen2.5-7B-Instruct fails but GPT-oss-120B succeeds. It is *hard* if both fail and a 397B-parameter Qwen3-family MoE teacher succeeds. The 7B threshold on the easy bin is deliberate. 7B sits at the lower end of the target capability range we evaluate against in Table 1, so the easy bin matches questions a small target can plausibly learn from RL. The cascade is computed once and is target-agnostic, so all sixteen baseline runs (FoRAG, RLFH, FSPO, KnowRL on four base models each) share the same

easy / medium / hard partition. The goal is to keep no baseline from being weakened by training on questions outside its own verifier’s reliable judgment range. CorVer does not use this cascade. Its per-target self-filter (§A.4) restricts every training prompt to $n_{\text{correct}} \in [1, G - 1]$ on the target base model, which is a target-specific and target-adaptive difficulty signal that supersedes a static cascade. The filter difference between CorVer and the baselines is structural, not a per-method tuning gift. CorVer’s per-target self-filter is target-adaptive: it requires $G = 16$ rollouts on the target raw model per candidate prompt. The baseline cascade is target-agnostic: difficulty is computed once with three external models and reused across all four targets. Both filters are nonetheless upgrades over the baselines’ original recipes, which apply no filter at all (FoRAG, RLFH, FSPO) or a single-threshold variant (KnowRL). The two filters differ in granularity rather than in direction. Each method receives the strongest filter compatible with the rest of its training-cost profile. Under our cascade, the baselines are at least as well-prepared as in their original papers.

Baselines: training data and compute. All four baselines (FoRAG, RLFH, FSPO, KnowRL) train on the same 10,700-prompt 3-phase forward curriculum sampled from the cascade bins. Phase 1 (3,500 prompts) mixes 3,000 easy with 500 medium. Phase 2 (4,200 prompts) mixes 1,500 easy, 2,500 medium, and 200 hard. Phase 3 (3,000 prompts) mixes 500 easy, 2,000 medium, and 500 hard. Cumulatively each baseline trains on 5,000 easy, 5,000 medium, and 700 hard prompts. The underlying cascade pools contain 9,677 easy, 20,490 medium, and 766 hard prompts; only the 10,700-prompt curriculum subset enters baseline training. Each baseline divides its own optimizer-step budget into three equal segments and advances

Table 8: Reward configuration for the headline (Raw + RL) runs, identical across all models.

Parameter	Value
STEPWISE_REWARD_MODE	full (format + judge + QuCo)
$\lambda_f, \lambda_j, \lambda_c$	1.0 each
JUDGE_REWARD_WEIGHT	1.0 (default)
JUDGE_TYPE	string_match
INFIGRAM_USE_REMOTE	0 (local mmap engine)
ALIGNMENT_FALLBACK_THRESHOLD	0.5
QuCo penalty values	$\{-0.3, -0.1, 0.0, +0.1\}$ (§B.1)

Table 9: Logging, checkpointing, and evaluation; identical across runs. The save period is per-model (Table 6); in-training eval disabled.

Parameter	Value
logging_strategy	steps
logging_steps	1
save_strategy	steps
save_total_limit	4
eval_strategy	unset
report_to	wandb
resume_from_checkpoint	false

from phase 1 to 2 at the one-third mark and from phase 2 to 3 at the two-thirds mark, so all baselines see the same easy / medium / hard exposure ratio regardless of total step count. The 12 FoRAG / RLFH / FSPO baseline runs use a single GPU per job; KnowRL runs a fixed 200 optimizer steps with checkpoints every 100 steps on a single A100. Three of the FoRAG / RLFH / FSPO runs (FoRAG and RLFH on Qwen3-8B, FSPO on Llama-3.1-8B-Instruct) OOM’d on a single A100 and were moved to H200. Per-cell GPU assignments are in Table 19. For the eval reported in Table 1 we use the latest available checkpoint per run; KnowRL is evaluated at its step-200 final checkpoint. The FoRAG, RLFH, and FSPO accuracy numbers are upper-bounded by their reduced LoRA rank ($r = 8$); KnowRL is run at $r = 128$ (parity with its original recipe) so its accuracy is not constrained by this factor. Per-baseline learning rates and KL coefficients (with GPU type) are listed in Table 10.

Baselines: configuration asymmetry and the feasibility gap. CorVer and the baselines do not run at the same configuration. CorVer uses LoRA $r = 128/\alpha = 256$, $G = 16$ rollouts, and a self-filtered learning-zone pool of 4,329 to 5,608 prompts per target (Table 11). The four baselines share the same 10,700-prompt 3-phase curriculum but differ in LoRA rank and rollout structure: FSPO uses $r = 8/\alpha = 16$ with $G = 4$;

Table 10: Per-baseline learning rate and KL coefficient on the four base models reported in Table 1. Other hyperparameters follow the common baseline configuration above. The FSPO Llama-3.1-8B-Instruct row uses $lr = 5e-6$ under the legacy reward implementation (the value stable in that setting); all other FSPO rows use $lr = 2e-6$, the value chosen after the reward-fix to avoid mode collapse on the remaining base models.

Method	Base model	GPU	LR	β_{KL}
FSPO	Llama-3.2-3B-Instruct	A100	2e-6	0.04
FSPO	Llama-3.1-8B-Instruct	H200	5e-6	0.04
FSPO	Qwen3-4B	A100	2e-6	0.04
FSPO	Qwen3-8B	A100	2e-6	0.04
RLFH	Llama-3.2-3B-Instruct	A100	3e-7	0.30
RLFH	Llama-3.1-8B-Instruct	A100	3e-7	0.30
RLFH	Qwen3-4B	A100	3e-7	0.10
RLFH	Qwen3-8B	H200	3e-7	0.10
FoRAG	Llama-3.2-3B-Instruct	A100	1e-6	0.05
FoRAG	Llama-3.1-8B-Instruct	A100	1e-6	0.05
FoRAG	Qwen3-4B	A100	1e-6	0.05
FoRAG	Qwen3-8B	H200	1e-6	0.05
KnowRL	Llama-3.2-3B-Instruct	A100	1e-5	0.001
KnowRL	Llama-3.1-8B-Instruct	A100	1e-5	0.001
KnowRL	Qwen3-4B	A100	1e-5	0.001
KnowRL	Qwen3-8B	A100	1e-5	0.001

RLFH and FoRAG use $r = 8/\alpha = 16$ with PPO batch 16; KnowRL uses $r = 128/\alpha = 256$ with $G = 16$. Only KnowRL matches CorVer’s LoRA rank. This asymmetry is not arbitrary. CorVer’s reward is millisecond-scale: one 0.5B extractor forward plus one mmap Infini-gram lookup per sentence. Each baseline’s neural-verifier or LLM-judge reward is multiple orders of magnitude more expensive per call. Bringing the baselines up to CorVer’s configuration would multiply that per-call cost by the reward-call budget of Eq. (5). Figure 4 and Appendix C.4 show this configuration is structurally prohibitive for the baselines under any compute budget we considered. We therefore do not claim that CorVer is a stronger sentence-level credit-assignment method at fixed compute. We claim instead that CorVer’s reward design admits a deployable configuration the four baselines cannot reach. The accuracy gains in Table 1 are the con-

sequence of this feasibility gap. Matching CorVer down to any baseline configuration would hide this deployable-advantage gap. Matching baselines up to CorVer’s configuration is the infeasibility shown by Figure 4.

A.2 Datasets and Evaluation Protocol

Evaluation datasets. Every canonical CorVer run evaluates the final checkpoint on five closed-book QA datasets in series: TriviaQA validation (17,944 questions), NQ-Open validation (3,610), PopQA test (14,267), SimpleQA (4,326), and TruthfulQA (817). Each TriviaQA record carries a question, a primary answer, and an alias list.

Training pools. The candidate question pools are constructed from NQ-Open (train split) and WebQuestions (train and test splits) through a multi-step cleaning pipeline. The pipeline applies deduplication, question refinement via an LLM, and Wikipedia entity grounding that removes questions whose entities cannot be matched to any Wikipedia article. Two pool sizes result from different construction iterations: a 9,680-question pool and a 13,560-question pool that incorporates additional data from the same sources. The 13,560-pool is a same-source same-pipeline sample-size extension of the 9,680-pool: it adds more questions drawn from NQ-Open and WebQuestions under the identical dedup, LLM-refine, and Wikipedia entity-grounding pipeline, with no new datasets or new cleaning rules. Llama-3.2-3B-Instruct and Llama-3.1-8B-Instruct use the 9,680-question pool; Qwen3-4B, Qwen3-8B, Qwen3-14B, and OLMo-2-13B-Instruct use the 13,560-question pool. All pools are then filtered per-model by the learning-zone self-filter of §4.

Self-filter procedure. For each candidate question we sample $G = 16$ completions from the target raw model (no LoRA) at temperature 0.7, top- $p = 0.95$, max new tokens = 512. Each completion is graded by the same string-match grader used at evaluation, giving an integer $n_{\text{correct}} \in [0, 16]$ per question. The default keep range is $1 \leq n_{\text{correct}} \leq G - 1 = 15$. Questions the raw model always answers correctly ($n_{\text{correct}} = 16$) and questions the raw model never answers correctly ($n_{\text{correct}} = 0$) are therefore dropped. Two of the smaller-model configurations additionally mix in a fixed number of $n_{\text{correct}} = 16$ “anchor” questions: 1,000 for Llama-3.2-3B-Instruct and 800 for Qwen3-4B.

String-match grading. The training judge and the evaluation grader share the same normalization routine: NFKD normalize, lowercase strip, replace stand-alone articles (a, an, the) with spaces, replace non-word punctuation with spaces, and collapse whitespace. A predicted answer matches a gold answer (or alias) if their normalized forms are equal or one is a substring of the other. Aliases are taken from the alias list at evaluation and from a semicolon-separated answer string at training. The string-match grader emits one of three labels per completion. The training judge maps them to scalar rewards as GOOD = +2.0, BAD = -1.0, and NOT-ATTEMPTED = -1.0 (referred to as NA in the main text). Refusals are rewarded the same as wrong answers, so the trainer does not reward abstention.

Format-correct rule and answer extraction. A completion is considered format-correct if it contains `<think>...</think>...<answer>`; the closing `</answer>` tag is intentionally not required, so truncated outputs are not unfairly penalized. Answer extraction takes the substring after the first `<answer>` tag, up to the matching `</answer>` if present and to the end of the completion otherwise, then strips surrounding whitespace.

Format anti-hack constraints. In addition to the tag-presence check, the format reward enforces three constraints on the `<think>` content: (i) at least 30 characters, (ii) at least one alphabetic character, and (iii) the first non-whitespace character must not be “<”. These rules were added after observing reward hacking on Llama-3.2-3B-Instruct, where the policy learned to emit an effectively empty `<think>` block (e.g. an immediate `</think>` followed by reasoning outside the tags) to collect the format reward without performing genuine reasoning. Bin Tarek and Beheshti (2025) document the same failure mode in medical QA and propose composite penalties as a mitigation; our constraints address the same exploit with simpler regex rules. The constraints are applied uniformly across all models reported in this paper.

NA (refusal) detection. A prediction is treated as a refusal if its lower-stripped form is empty, “i don’t know”, or “i do not know”. The QuCo scorer uses a slightly broader substring pattern internally; the eval and training judges use the strict-equality rule above.

A.3 Generation Prompt

Training-time rollout prompt (CorVer). The shared system prompt used by every canonical CorVer training run (Llama-3.2-3B-Instruct, Qwen3-4B, Llama-3.1-8B-Instruct, Qwen3-8B, OLMo-2-13B-Instruct, Qwen3-14B) is the following “light prompt + anti-loop” string. The user message is the raw question, and the chat is constructed by each model’s native chat template (no custom override).

```
Answer using this exact format:
<think>brief reasoning</think>
<answer>direct answer</answer>
```

Rules:

- Keep the entire response under 1000 tokens.
- In <think> AND <answer>, always use full entity names; never pronouns (he, she, it, they, this, that, them, his, her, its, their). Repeat the entity name each sentence.
- Do not loop or repeat the same point or phrase.
- If you genuinely do not know, reply exactly: <think>unknown</think><answer>I don’t know</answer>

Baseline training prompts. The four baselines (FoRAG, RLFH, FSPO, KnowRL) train under each method’s own published system prompt; we do not substitute the CorVer training prompt above. Every baseline prompt requires a <think> / <answer> format (or an equivalent reasoning / answer separator) so the same string-match grader can extract a final answer, but the body text differs across methods. At evaluation time all checkpoints use the unified evaluation prompt described next, which is short and method-agnostic, so the eval-side comparison is not affected by training-prompt differences.

Evaluation prompt. At evaluation the system prompt is lighter, containing only the format rule and the IDK clause:

```
Answer using this exact format:
<think>brief reasoning</think>
<answer>direct answer</answer>
```

```
If you genuinely do not know, reply
exactly: <think>unknown</think><answer>I
don’t know</answer>
```

For trained checkpoints (when a LoRA adapter is loaded), the eval prompt additionally appends the line “Do not loop or repeat the same point or phrase.” This anti-loop line is already part of the training-time rollout prompt shown above. Appending it at evaluation aligns the trained-checkpoint

eval distribution with its training distribution. It also mitigates the post-RL repetition mode-collapse that trained policies exhibit on long-form completions. The raw instruction-tuned models do not exhibit this repetition behavior. We observed that appending the same anti-loop line to the Raw eval prompt produced a small accuracy *decrease*, presumably because the extra rule adds prompt complexity that the un-trained policy is not robust to. The raw baseline is therefore evaluated under the lighter prompt, which gives it its strongest configuration. The Raw vs CorVer gaps in Table 1 and Figure 3 are therefore, if anything, conservative lower bounds. Within each group the prompt is applied uniformly. Every raw baseline uses the lighter prompt, and every LoRA-loaded checkpoint (KnowRL, FoRAG, RLFH, FSPO, and CorVer) uses the anti-loop prompt. Cross-method comparisons among trained checkpoints are therefore not affected by this asymmetry.

Evaluation sampling. vLLM sampling parameters for evaluation: temperature = 0.0 (greedy decoding), top- p unused, max new tokens = 1000, max model length = 1,512 (max new tokens +512), frequency penalty unset (default 0.0), and stop tokens chosen dynamically from <|im_end|>, <|endoftext|>, <|eot_id|> according to which ones exist in the policy tokenizer’s vocabulary.

A.4 Per-Model Training Set Sizes after Self-Filter

The per-model training pool is filtered with the same rule described in §4. We sample $G = 16$ completions from the raw instruction-tuned model under the CorVer generation prompt and string-match grader, count $n_{\text{correct}}(x) \in \{0, 1, \dots, 16\}$ correct completions per question, and retain only questions with $n_{\text{correct}} \in [1, N - 1]$ (the *learning zone*, with $N = 16$). Table 11 reports the resulting per-model training set sizes. The same self-filtered set is used by every ablation variant in Table 2 except A4, which by construction trains on the unfiltered candidate pool. Accuracy differences among the remaining variants are therefore not confounded with differences in the training set.

Reading the table. Each row’s three bucket counts sum exactly to its source pool size (9,680 or 13,560, as listed in the Pool column). Two runs further mix in fixed anchor questions on top of the retained learning-zone count (not shown in the

Table 11: Per-model training set sizes after the learning-zone self-filter. Filtered questions split into $n_{\text{correct}} = 0$ (no positive signal), $n_{\text{correct}} \in [1, 15]$ (learning zone, used for training), and $n_{\text{correct}} = 16$ (already mastered). All counts are computed under the raw instruction-tuned model with $G = 16$ samples per question. Two source pools are used: the 9,680-question pool and the 13,560-question pool, both built from NQ-Open and WebQuestions (§A.2); each row’s three bucket counts sum exactly to its source pool size.

Pool	Model	$n_c = 0$	$n_c \in [1, 15]$	$n_c = 16$	Retained	Keep %
9,680-pool	Llama-3.1-8B-Instruct	3,057	4,861	1,762	4,861	50.2%
	Llama-3.2-3B-Instruct	2,463	5,172	2,045	5,172	53.4%
13,560-pool	Qwen3-4B	6,515	4,329	2,716	4,329	31.9%
	Qwen3-8B	5,084	4,956	3,520	4,956	36.5%
	Qwen3-14B	4,839	4,623	4,098	4,623	34.1%
	OLMo-2-13B-Instruct	4,422	5,608	3,530	5,608	41.4%

table): 1,000 for Llama-3.2-3B-Instruct and 800 for Qwen3-4B. Across the six models, the share of $n_c = 0$ questions ranges from 25.4% (Llama-3.2-3B-Instruct) to 48.0% (Qwen3-4B), and the share of $n_c = 16$ ranges from 18.2% (Llama-3.1-8B-Instruct) to 30.2% (Qwen3-14B). The retained learning-zone size ranges from 4,329 (Qwen3-4B) to 5,608 (OLMo-2-13B-Instruct) and determines the per-step number of distinct prompts available to GRPO at $G = 16$.

B Co-occurrence Reward Design and Validation

B.1 Co-occurrence Reward Implementation Details

Triplet extractor. The subject-object-relation triplet extractor is the QuCo-extractor-0.5B model of Min et al. (2025), a Qwen2.5-0.5B-Instruct finetuned on QuCo-RAG synthetic data. We run it with max new tokens 256 in BF16, with left-padded batches of size 32. One extractor is loaded per training process (lazy-init, singleton scope). The extractor is prompted to emit one of four outputs: an [entity, relation] pair for question sentences (single relation only for multi-hop questions); a [head, relation, tail] triple for declarative sentences carrying one knowledge triple; the empty list when no factual semantic content is present; or a list of multiple triples otherwise. The output is parsed by a tolerant routine that handles nested brackets, smart quotes, escaped characters, and commas inside multi-token entity strings.

Per-sentence triplet to reward. For each sentence, the implementation deliberately keeps *at most one* ternary triplet: the first valid [head, relation, tail] from the extractor whose head and tail are non-empty strings and not pronouns. There

is no max / mean / top aggregation across multiple triplets in a sentence. Triplet extraction failure, a non-ternary triplet, or both endpoints being pronouns yields no query and a neutral reward $r_i^c = 0.0$ for that sentence. Sentence splitting uses a punctuation-based regex on `. ! ?` boundaries. Both `<think>` and `<answer>` blocks are scored with equal weight after tag stripping.

Word-level co-occurrence query. Rather than literal entity strings, we build a word-level conjunctive (CNF / AND) query from the head and tail content words. Stop words from a closed-class list of 35 tokens (articles, common prepositions, auxiliary verbs, basic connectives, and the pronoun “it”; the full list is reproduced in our code release) are stripped. Capitalized non-stop words (proper nouns) are preferred, falling back to all non-stop words longer than 2 characters, deduplicated while preserving order. At least 2 words are required, otherwise the reward is neutral 0.0. The remaining words are joined by AND and sent to the Infinigram CNF count routine.

Penalty mapping. Given the corpus co-occurrence count c , the per-sentence reward is

$$r_i^c = \begin{cases} 0.0 & \text{if no valid triplet (count is None)} \\ -0.3 & \text{if } c = 0 \\ -0.1 & \text{if } 0 < c < 5 \\ 0.0 & \text{if } 5 \leq c < 20 \\ +0.1 & \text{if } c \geq 20. \end{cases}$$

This is the four-tier mapping referenced as Eq. (2) in the main text.

Token alignment. The alignment σ is built by stripping the `<think>` and `<answer>` tags, splitting the concatenated text by a punctuation-based regex,

and assigning each token to the sentence whose character span contains its tokenizer midpoint. Only tag positions and inter-sentence whitespace receive $\sigma(t) = 0$. Reasoning sentences in the ⟨think⟩ block are therefore scored by the same QuCo reward as answer sentences. If the per-completion alignment rate falls below 0.5, the sentence-level QuCo signal is dropped. The completion then falls back to the response-level return $R^r(x, y) = \lambda_j R^j(x, y) + R^f(y)$ for all of its tokens. The training-time alignment rate and fallback rate are logged at every step. In completed runs the alignment rate is consistently ≥ 0.99 and the fallback rate is below 1%. The per-token return formula, restating Eq. (4), is

$$R_t(x, y) = R^r(x, y) + \mathbf{1}[\sigma(t) > 0] \cdot \lambda_c \cdot r_{\sigma(t)}^c.$$

Infini-gram index. The corpus is the English Wikipedia dump 20231101.en, containing 6,407,814 articles tokenized to approximately 5.5×10^9 tokens by the LLaMA-2 BPE tokenizer (vocab size 32,000); a leading-space token (id 29871) is stripped from queries. The on-disk index is version 4, with a u16 token dtype, maximum per-clause frequency 500,000, and a maximum inter-clause distance of 1,000 tokens, served by mmap at training time. Counts are produced as a CNF over content tokens, bounded by the maximum inter-clause distance so that matched positions span at most 1,000 tokens between clauses. The resulting c_i therefore measures position-level co-occurrence within a bounded window rather than unbounded document-level co-occurrence.

Window-size choice. The 1,000-token inter-clause window is inherited from Min et al. (2025), who adopt it as the default in their inference-time pipeline because it roughly matches passage-level context and provides a natural semantic boundary for co-occurrence verification. Their sensitivity analysis on 2WikiMulti-hopQA and HotpotQA varies the window $\omega \in \{50, 100, 250, 500, 1,000, 2,000\}$ and reports at most a 1.4-point EM swing across the range, indicating the choice is not load-bearing; larger windows yield slightly higher co-occurrence counts and smaller windows trigger more retrievals in their pipeline. We do not rerun this sensitivity sweep for the training-time reward, and treat 1,000 as a well-supported default.

Cache and latency. The headline pipeline uses the local mmap Infini-gram engine with no in-memory cache; every per-sentence query goes through the CNF count routine directly. Per-query latency is millisecond-scale on the single A100 setup. Aggregate end-to-end reward cost is reported in the wall-clock comparison of the main text.

B.2 Zero-Count Penalty Sensitivity

To validate the choice of the zero-count co-occurrence penalty $r_i^c(c_i = 0) = -0.3$ in Eq. (2), we sweep its value over $\{-0.1, -0.2, -0.3, -0.5, -1.0\}$ while holding all other reward bins, training hyperparameters, and the base model fixed. Each variant retrains Llama-3.2-3B-Instruct under the canonical CorVer recipe and is evaluated on the full TriviaQA validation set ($N = 17,944$); Figure 6 reports the resulting change in accuracy relative to the -0.3 baseline.

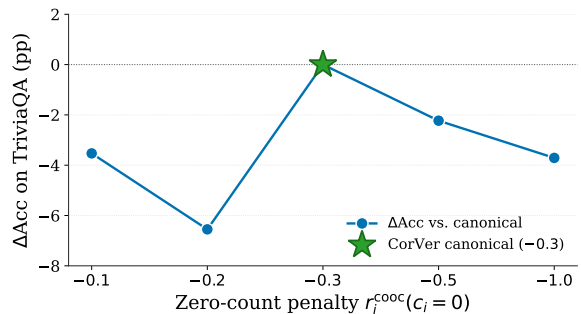


Figure 6: Sensitivity of CorVer accuracy on Llama-3.2-3B-Instruct to the zero-count co-occurrence penalty $r_i^c(c_i = 0)$. Each point is a separate retraining of the full CorVer recipe with only the zero-count penalty changed, evaluated on the TriviaQA validation set ($N = 17,944$). The vertical axis is the change in correct rate relative to the canonical -0.3 setting (green star).

Both weaker penalties ($-0.1, -0.2$) and stronger penalties ($-0.5, -1.0$) underperform the canonical -0.3 setting, with -0.2 as the worst point at -6.55 pp. The sweep is therefore consistent with -0.3 being a sweet spot rather than an arbitrary choice.

B.3 Sentence-Level Aggregation and Relation-Aware Demotion: Mechanism Details

This subsection supplements the empirical comparison in §6.4 (Table 4) with rigorous variant definitions, a worked example, and the mechanism analyses behind the topline numbers reported there.

Variants. All three variants share the four-tier mapping of Eq. (2), the closed-class stop-word list and content-word CNF query of §B.1, the 1,000-token Infini-gram inter-clause window, the per-token alignment σ , and the CorVer training hyperparameters of §A.1. They differ only in how the per-sentence co-occurrence count c_i is computed before Eq. (2) is applied. FIRST (canonical CorVer) scans the extractor output in order, stops at the first ternary triplet (h, r, t) whose head and tail are non-empty and non-pronominal, submits a single CNF query over the content words of h and t , and passes the resulting count c_i through Eq. (2); the per-sentence cost is one Infini-gram lookup. MIN scans every valid ternary triplet $(h^{(j)}, r^{(j)}, t^{(j)})$ in the sentence, submits one CNF query per triplet, and sets $c_i = \min_j c_i^{(j)}$ before applying Eq. (2); the per-sentence cost is J lookups, where J is the number of valid triplets emitted by the extractor. RELCHECK (following the inference-time pipeline of Min et al. (2025), Appendix A.10) computes the head-plus-tail count c_i as in FIRST; if $c_i < 20$ the sentence reward is r_i^c from Eq. (2) directly; otherwise a second CNF query is submitted with the content words of the relation r added to the AND conjunction, and if this relation-augmented count is zero the sentence reward is demoted from +0.1 to -0.05 (otherwise +0.1 is retained). The per-sentence cost of RELCHECK is one lookup when $c_i < 20$ and two lookups otherwise.

Worked example. Consider the completion “Mario Camerini directed Il Seduttore. The film starred Sophia Loren.”, where the first sentence triggers two extracted triplets: (1) (Mario Camerini, directed, Il Seduttore) with $c^{(1)} = 50$, and (2) (Il Seduttore, starred, Sophia Loren) with $c^{(2)} = 0$ (a fabricated cast member). FIRST returns $c_i = 50$ and assigns $r_i^c = +0.1$, missing the second triplet. MIN returns $c_i = \min(50, 0) = 0$ and assigns $r_i^c = -0.3$, correctly flagging the fabricated cast member but at the cost of treating the entire sentence as unsupported. RELCHECK returns $c_i = 50$ as in FIRST; the relation-augmented query over (Mario Camerini, directed, Il Seduttore) is non-zero, so $r_i^c = +0.1$ is retained. If the model instead generated “Sophia Loren directed Il Seduttore”, the head-plus-tail count over (Sophia Loren, Il Seduttore) may still be positive from incidental co-occurrence elsewhere in Wikipedia, while the relation-augmented count is zero, and

RELCHECK demotes the reward from +0.1 to -0.05.

Why MIN underperforms. On any sentence with two or more extracted triplets, the probability that at least one query returns a zero count is high, both because secondary triplets are often extracted with weaker entity spans and because MIN commits the entire sentence to its worst-case count. The resulting reward gradient pushes the policy toward shorter completions: training logs show the mean completion length collapsing from approximately 150 tokens under FIRST to between 35 and 46 tokens under MIN, and the refusal rate falling from 5.04% to 0.33%. Shorter completions reduce the per-sentence chance of triggering a -0.3 penalty, but also reduce the chance of stating the correct gold answer, which accounts for the -4.97 pp accuracy drop. MIN therefore fails not because it identifies fewer factual errors than FIRST, but because the aggregation rule couples factuality and length in a way that the policy can exploit.

Why RELCHECK underperforms. Min et al. (2025) present relation-aware verification as an optional extension, not the canonical setting, and Appendix A.10 of their paper gives the reason. The entity-only check is intentionally asymmetric. A zero entity count $c(h, t) = 0$ strongly signals hallucination risk, but $c(h, t) > 0$ does not certify the relation: the entities may co-occur under different relations or in unrelated contexts. Adding the relation to the CNF query also introduces surface-form noise. Relational predicates exhibit high lexical variability, while named entities are lexically stable. The same relation “directed” appears in Wikipedia as “directing”, “was the director of”, and many other variants. A literal-token relation lookup may therefore return zero on a correct claim that simply uses a different surface form. Empirically, the demotion from +0.1 to -0.05 reduces accuracy by 0.87 pp and raises the refusal rate from 5.04% to 6.58%. The relation-augmented lookup also doubles the per-sentence Infini-gram cost on the high-frequency bucket, raising end-to-end training wall clock by approximately 70%. Min et al. (2025) report a parallel cost trade-off in their inference-time pipeline: +39 to +51% retrieval frequency for +2.1 to +2.4 EM. In our training-time GRPO setting, the combined accuracy and cost trade-off favors retaining the entity-only FIRST variant.

B.4 CorVer Algorithm

Algorithm 1 summarizes the per-step CorVer procedure described in §3.4 and §4. Each step samples G completions from a learning-zone prompt, extracts a subject-object pair and computes r_i^c for every sentence in the completion (sentences from both the ⟨think⟩ and ⟨answer⟩ blocks are parsed jointly, as in §3.1), builds the token-to-sentence alignment σ with the per-completion fallback, and assembles the per-token raw returns of Eq. (4) before the GRPO group-normalization and clipped-surrogate update.

Algorithm 1 CorVer: Stepwise GRPO

Require: $\pi_\theta, \mathcal{D}_{\text{Lz}}, G, \lambda_j, \lambda_c, \beta_{\text{KL}}, \rho_{\min}$

```

1: for step = 1, ..., N do
2:   Sample  $x \sim \mathcal{D}_{\text{Lz}}$ ;  $\{y^{(g)}\}_{g=1}^G \sim \pi_\theta(\cdot | x)$ 
3:   for  $g = 1, \dots, G$  do
4:      $s_{1:m} \leftarrow \text{split}(y^{(g)})$ 
5:     for  $i = 1, \dots, m$  do
6:        $(e_i^s, e_i^o) \leftarrow \text{extract}(s_i)$ 
7:        $c_i \leftarrow \text{InfiniGram}(e_i^s, e_i^o)$ 
8:        $r_i^c \leftarrow \text{Eq. (2)}$ 
9:     end for
10:    build  $\sigma$ 
11:    if  $\rho^{(g)} < \rho_{\min}$  then  $r_{\sigma(\cdot)}^c \leftarrow 0$ 
12:    end if
13:     $R_t^{(g)} \leftarrow \text{Eq. (4)}$ 
14:  end for
15:   $A_t^{(g)} \leftarrow \text{GRPO group-normalized advance}$ 
    from  $\{R_t^{(g)}\}_{g=1}^G$ 
16:   $\theta \leftarrow \theta + \text{GRPO-step}(\{A_t^{(g)}\}, \beta_{\text{KL}})$ 
17: end for

```

B.5 Human Audit of the Four-Tier Co-occurrence Reward

We manually audited 700 sentences sampled from training-time generations of Llama-3.1-8B-Instruct on TriviaQA prompts (drawn from both the ⟨think⟩ and ⟨answer⟩ blocks in proportion to how they appear in the reward stream). The audit covers all five precision regimes of the four-tier mapping. It is the empirical basis for two distinct claims about Eq. (2): that the co-occurrence count c_i is a directional proxy for sentence-level factuality (§6.1), and that the bucket boundaries at $c_i = 0, 5,$ and 20 are placed where the empirical precision actually transitions.

Sample construction. The audit was built in two passes. The first pass targeted the two extreme

buckets. We sampled 200 sentences from the high-frequency bucket ($c_i \geq 20$, mapped to $r_i^c = +0.1$) and 200 from the zero-frequency bucket ($c_i = 0$, mapped to $r_i^c = -0.3$). The second pass extended coverage to the intermediate range. We sampled 100 sentences in each of $1 \leq c_i \leq 4, 5 \leq c_i \leq 9,$ and $10 \leq c_i \leq 19$. The split at $c_i = 10$ is deliberately placed inside the middle reward bucket $5 \leq c_i < 20$, so the audit can probe a candidate boundary that Eq. (2) does not use. The total is $200 + 100 + 100 + 100 + 200 = 700$ sentences. For each sentence we record the full text, the extracted subject-object pair, and the resulting Infini-gram AND query.

Annotation protocol. Five paper co-authors independently annotated every sentence in the two extreme buckets. Each annotator verified the claim with web search before labelling its factual correctness as correct or incorrect. The final label for each of those 400 sentences is the majority vote across the five annotators. The 300 intermediate-bucket sentences were labelled by the paper authors under the same web-search rubric. The verdict for every sentence is independent of whether the surrounding QA completion produces the gold answer. We are auditing the reward signal, not the eval grader.

Two-bucket precision at the extremes. Table 12 reports the per-bucket precision on the 400-sentence pilot. High-frequency sentences are factually correct 81.0% of the time. Zero-frequency sentences are factually incorrect 76.0% of the time. Both buckets exceed 76% precision in the direction matched to the sign of r_i^c . The bidirectional correlation supports the use of subject-object co-occurrence frequency as a directional proxy for sentence-level factuality at the two extremes of Eq. (2). It does not establish equivalence with a predicate-aware verifier.

Table 12: Per-bucket precision on the two extreme buckets of Eq. (2) ($N = 400$). Precision counts how often the human verdict matches the direction of the reward in each bucket.

Bucket	r_i^c	Correct	Incorr.	Prec.
Pos. ($c_i \geq 20$)	+0.1	162	38	81.0%
Neg. ($c_i = 0$)	-0.3	48	152	76.0%

Five-bucket calibration curve. Figure 5 in §6.1 and Table 13 report $P(\text{correct} | c_i)$ in each of the five buckets with Wilson 95% confidence intervals.

Precision rises monotonically with c_i , from 24.0% at $c_i = 0$ to 81.0% at $c_i \geq 20$. The two boundaries used by Eq. (2) sit at clearly visible precision transitions. The $c_i = 5$ boundary corresponds to a +17.0 pp jump (from 53.0% to 70.0%). The $c_i = 20$ boundary corresponds to a +8.0 pp jump (from 73.0% to 81.0%). The largest single jump is the +29.0 pp transition across $c_i = 0$, consistent with the strongest penalty -0.3 being assigned to the zero-count bucket. The un-used boundary $c_i = 10$ corresponds to only a +3.0 pp transition (from 70.0% to 73.0%). This supports the choice not to subdivide the $5 \leq c_i < 20$ reward bucket.

Table 13: Per-bucket precision on the full five-bucket calibration audit ($N = 700$). n : sample size; correct: number of sentences labelled correct; P : precision; 95% CI: Wilson interval.

Bucket	n	correct	P (%)	95% CI (%)
$c_i = 0$	200	48	24.0	[18.6, 30.4]
$1 \leq c_i \leq 4$	100	53	53.0	[43.3, 62.5]
$5 \leq c_i \leq 9$	100	70	70.0	[60.4, 78.1]
$10 \leq c_i \leq 19$	100	73	73.0	[63.6, 80.7]
$c_i \geq 20$	200	162	81.0	[75.0, 85.8]

Interpretation and residuals. The residual 24% of zero-frequency sentences that are in fact correct represent rare-but-correct facts whose reward is under-credited under the current bucketing. The residual 19% of high-frequency sentences that are incorrect represent well-supported entity co-occurrences attached to a wrong predicate. The audit cannot tell those apart from genuinely supported claims; this is the structural limit of an entity-only proxy. Both residuals are consistent with the finding of Kang and Choi (2023) that LLM factual recall is tightly coupled with subject-object co-occurrence in pretraining text. A sentence whose entities frequently co-occur lies inside the model’s reliable recall regime. One whose entities never co-occur lies outside it. Eq. (2) reads off this regime difference at training time, and the monotone five-bucket calibration shows the read-off is well-aligned with the reward sign.

B.6 Qualitative Case Study

This subsection presents two complementary qualitative views of the co-occurrence reward. **(a)** Figure 7 shows three illustrative single-sentence cases from the zero-frequency bucket where the co-occurrence reward catches a factual error that an LLM-as-judge misses, evidence that the entity-only

Infini-gram lookup can detect fabrications that even a GPT-4o-mini-class judge confidently affirms. **(b)** Cases 1–2 below then trace the per-sentence reward through two complete training-time completions, showing correctly-flagged fabrications and one example (Case 1, sentence 2) of the first-triplet vs. multi-triplet trade-off quantified in §6.4.

(a) Single-sentence comparison vs. LLM judge.

Figure 7 illustrates three sentences from the zero-frequency bucket where the co-occurrence reward correctly identifies a factual error that an LLM judge misses. In each case the model generates a sentence containing a plausible but incorrect entity: a wrong zip code, a wrong cast member, a misspelled surname. GPT-4o-mini, given only the sentence text with no gold answer or surrounding context, confidently affirms each sentence as factually correct. The Infini-gram co-occurrence lookup, by contrast, returns zero co-occurrence for the fabricated subject-object pair, assigning $r_i^c = -0.3$. These cases represent 25 out of 152 human-confirmed incorrect sentences in the zero-frequency bucket where the LLM judge fails to detect the error (Table 12). The three sentences are isolated single-sentence examples, not complete model completions; the full per-sentence trace on complete completions is given in part (b) below.

(b) Full per-sentence trace on two completions.

The two cases below trace the per-sentence reward through complete TriviaQA completions of Llama-3.1-8B-Instruct CorVer. Case 1 covers a fabricated proper name (sentence 3, $c_i = 0$) correctly flagged with -0.3 , plus a sentence (Case 1, sentence 2) whose extracted triplet is correct but whose surrounding details are wrong, illustrating the first-triplet vs. multi-triplet trade-off resolved in favor of FIRST in §6.4. Case 2 is a clean positive trace ending in a correctly-flagged category-mismatch fabrication (sentence 4, $c_i = 0$).

Case 1 – Q: when was the last time philly won the stanley cup Gold: 1975

<think> The Philadelphia Flyers, a professional ice hockey team based in Philadelphia, Pennsylvania, won the Stanley Cup in 1975. The team defeated the Buffalo Sabres in the Stanley Cup Finals, winning the series 4–2 with a game 5 victory on May 19, 1975. **Philipp Mehltau** was the Governor of Pennsylvania during this time. </think>

<answer> The Philadelphia Flyers last won the Stanley Cup in 1975. The Stanley Cup was last won by the Philadelphia Flyers in 1975. </answer>

Per-sentence trace:

1. (<think>, $c_i = 12,323$, $r_i^c = +0.1$) Triplet: (Philadelphia Flyers, won, Stanley Cup). **Correct:** Flyers’ 1975 Cup.
2. (<think>, $c_i = 16,484$, $r_i^c = +0.1$) Triplet: (the team, defeated, Buffalo Sabres). **Correct** on the extracted triplet (Flyers did defeat Sabres 4–2); the sentence also includes wrong subordinate details (Game 5/May 19, actual Game 6/May 27) beyond the triplet. MIN aggregation in §6.4 would surface such within-sentence inconsistencies through secondary triplets but reduces overall accuracy by 4.97 pp; we therefore keep the first-triplet rule.
3. (<think>, $c_i = 0$, $r_i^c = -0.3$) Triplet: (**Philipp Mehltau**, Governor of, Pennsylvania). **Fabricated:** 1975 Pennsylvania governor was Milton Shapp.
4. (<answer>, $c_i = 12,323$, $r_i^c = +0.1$) Triplet: (Philadelphia Flyers, last won, Stanley Cup). **Correct:** still Flyers’ most recent Cup.
5. (<answer>, $c_i = 12,323$, $r_i^c = +0.1$) Triplet: (Stanley Cup, last won by, Philadelphia Flyers). **Correct.**

Case 2 – Q: who won the ncaa basketball championship in 1989 Gold: Michigan

<think> Michigan was led by Glen Rice, who was named the Most Outstanding Player. Michigan won the championship by defeating Seton Hall 80–79. The game took place at the King Dome in Seattle, Washington. The 1989 NCAA Men’s Division I Basketball Championship was the 61st edition of the NCAA **Field Hockey** Championships and was held on April 3, 1989. </think>

<answer> The Michigan Wolverines won the NCAA basketball championship in 1989. The 1989 NCAA Men’s Division I Basketball Championship was held at the King Dome in Seattle, Washington. </answer>

Per-sentence trace:

1. (<think>, $c_i = 163$, $r_i^c = +0.1$) Triplet: (Michigan, led by, Glen Rice). **Correct:** 1989 Tournament MOP.
2. (<think>, $c_i = 389$, $r_i^c = +0.1$) Triplet: (Michigan, defeated, Seton Hall). **Correct:** 80–79 in overtime.
3. (<think>, $c_i = 542$, $r_i^c = +0.1$) Triplet: (the game, took place at, King Dome). **Correct:** Seattle Kingdome.
4. (<think>, $c_i = 0$, $r_i^c = -0.3$) Triplet: (1989 NCAA Basketball Championship, edition of, **NCAA Field Hockey Championships**). **Fabricated:** category mismatch (basketball, not field hockey).
5. (<answer>, $c_i = 3,500$, $r_i^c = +0.1$) Triplet: (Michigan Wolverines, won, NCAA basketball championship). **Correct:** matches the gold answer.
6. (<answer>, $c_i = 10$, $r_i^c = 0$) Triplet: (1989 Championship, held at, King Dome). **Correct.**

B.7 Optional LLM Judge

We use a separate LLM judge only as an offline validation tool, not in the training loop. The judge is GPT-4o-mini at temperature 0. For each sentence

we present only the sentence text and ask the model to label it CORRECT or INCORRECT. The gold answer and the surrounding QA context are intentionally withheld. The judgment therefore reflects the model’s own factual reliance, comparable to the regime that motivates the co-occurrence reward (§B.5). Outputs are parsed by a strict CORRECT / INCORRECT case-insensitive match. The same GPT-4o-mini judge is used to produce the LLM-affirms-incorrect column reported in the single-sentence case study (Figure 7). The training judge remains a string-match grader for every Raw + RL run reported in the paper; LLM-as-judge is never inside the GRPO reward loop.

C Results, Diagnostics, and Cost

C.1 Checkpoint Selection

We use a fixed end-of-run selection criterion across all models, not a held-out validation sweep. For every CorVer run (Llama-3.2-3B-Instruct, Qwen3-4B, Llama-3.1-8B-Instruct, Qwen3-8B, OLMo-2-13B-Instruct, Qwen3-14B) we evaluate only the step-100 checkpoint. Intermediate step-50 checkpoints are saved every 50 steps but are not graded post hoc. The same final-checkpoint policy is applied uniformly: no per-model best-of-checkpoints sweep is performed and no held-out development split is used to pick checkpoints. To justify this choice empirically, we extend a single run (Llama-3.2-3B-Instruct CorVer) to 300 GRPO steps and evaluate every 50 steps on TriviaQA. Figure 8 and Table 14 report the resulting trajectory: the first 100 steps account for the bulk of the gain over the raw model (+6.85 pp), step 200 is the empirical peak (+8.46 pp, a further +1.61 pp over the step-100 checkpoint), and steps 250–300 exhibit a mild downward drift. Step 100 therefore captures most of the improvement at one third of the compute, while step 200 is a reasonable choice when compute is not the binding constraint. We adopt step 100 for all six canonical runs reported in the paper.

C.2 Full Per-Model Results

Table 15 reports the raw and CorVer-trained accuracies on the five closed-book QA datasets for each canonical model, along with the NA (refusal) rate at evaluation. The Raw column is the instruction-tuned base model under the eval prompt of §A.3 at temperature 0.0; the CorVer column is the step-100 checkpoint of the canonical CorVer run for that model.

Sentence and Model Output	Extracted Triplet	Reward	GPT-4o-mini Judgment
<p>A Prompt question: <i>What is the zip code for Ronkonkoma, NY?</i> Gold answer: 11779</p> <p>Sentence in generation: “<i>The zip code for Ronkonkoma, New York is 11777.</i>”</p> <p><i>Off by two digits.</i></p>	<p>subject: Ronkonkoma NY relation: zip code object: 11777</p>	<p>cooc count 0 reward -0.30</p>	<p>verdict: CORRECT “<i>11777 is indeed assigned to Ronkonkoma.</i>”</p>
<p>B Prompt question: <i>Who plays Kevin James’ wife in Grown Ups?</i> Gold answer: Maria Bello</p> <p>Sentence in generation: “<i>Jennifer Coolidge also appears in the movie Grown Ups.</i>”</p> <p><i>Coolidge is not in the cast.</i></p>	<p>subject: Jennifer Coolidge relation: appears in object: Grown Ups</p>	<p>cooc count 0 reward -0.30</p>	<p>verdict: CORRECT “<i>Coolidge has a role in Grown Ups.</i>”</p>
<p>C Prompt question: <i>What is Ella Fitzgerald’s parents’ name?</i> Gold answer: William Fitzgerald</p> <p>Sentence in generation: “<i>Ella Fitzgerald’s mother was Temperance Mary Tempie Height Fitzgerald.</i>”</p> <p><i>Surname is Henry, not Height.</i></p>	<p>subject: Ella Fitzgerald relation: mother object: Height</p>	<p>cooc count 0 reward -0.30</p>	<p>verdict: CORRECT “<i>was indeed named Height Fitzgerald.</i>”</p>

Figure 7: Three illustrative single sentences (not full completions) sampled from the zero-frequency bucket, where the co-occurrence reward ($r_i^c = -0.3$) correctly flags a factual error that GPT-4o-mini, used as an LLM judge with no gold answer, fails to detect. Each sentence was independently verified as factually incorrect by a human annotator. Case A involves a zip code differing by two digits, Case B an actress incorrectly associated with a film, and Case C a surname off by one letter (Henry vs. Height). In all three cases, the Infini-gram lookup returns zero co-occurrence for the fabricated subject-object pair, while the LLM judge confidently affirms each sentence as factually correct.

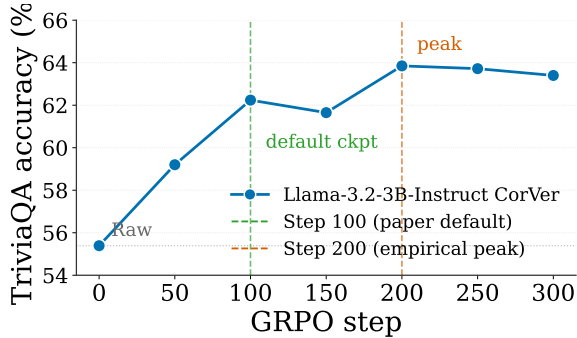


Figure 8: TriviaQA accuracy of Llama-3.2-3B-Instruct CorVer as a function of GRPO step, evaluated every 50 steps up to step 300. The first 100 steps account for the largest single jump (+6.85 pp over Raw); step 200 is the empirical peak (+8.46 pp); steps 250–300 plateau and drift slightly down. The paper uses the step-100 checkpoint (green dashed line) as the uniform end-of-run selection; step 200 (orange dashed line) is the empirical peak when compute is not constrained.

Table 14: TriviaQA accuracy decomposition for Llama-3.2-3B-Instruct CorVer across GRPO steps 0 (Raw) through 300. Cor / Inc / NA are the correct-, incorrect-, and refusal-rate percentages; rows sum to 100. Δ Cor is the absolute accuracy gain over the Raw baseline at step 0. The step-100 row matches the canonical CorVer entry for Llama-3.2-3B-Instruct in Table 15; the step-200 row is the empirical peak.

Step	Cor (%)	Inc (%)	NA (%)	Δ Cor
0 (Raw)	55.39	42.43	2.18	—
50	59.20	38.23	2.57	+3.81
100 (default)	62.24	32.72	5.04	+6.85
150	61.65	35.36	2.99	+6.26
200 (peak)	63.85	33.04	3.11	+8.46
250	63.72	33.40	2.88	+8.33
300	63.40	33.81	2.79	+8.01

For a compact side-by-side view of the same accuracies (Raw vs CorVer, with the better of the two within each pair in bold), see Table 16. NA rates are omitted in that view; refer to Table 15 above for the per-cell refusal-rate diagnostics, including the Qwen3-8B Raw NA-rate pattern referenced in §5.2.

C.3 Refusal-Rate Decomposition on Qwen3-8B

Table 17 shows that Qwen3-8B Raw refuses a substantial fraction of questions (up to 28% on SimpleQA), while CorVer reduces the refusal rate to below 5% on every benchmark. To verify that this reduced abstention reflects genuine recall rather than indiscriminate guessing, we examine the subset of questions that Qwen3-8B Raw refused but CorVer

attempted. On this subset, CorVer achieves 24.9% accuracy on TriviaQA, 17.5% on NQ-Open, and 7.0% on PopQA. These rates are well above chance for open-domain QA, confirming that CorVer unlocks recall on questions the raw model declined to attempt. The Llama family exhibits the opposite NA-rate shift (a modest increase of 3 to 5 pp), so its accuracy gain derives primarily from improved recall on attempted questions rather than from changes in abstention behavior.

C.4 Reward Cost Measurement Protocol

Figure 4 of the main text compares CorVer’s average training time against four factuality-RL baselines across four base models. This appendix provides four supplementary breakdowns: a qualitative cost profile per method class, the full per-cell cross-method wall-clock table (Table 18), per-cell GPU configurations (Table 19), and CorVer’s internal cost decomposition across its ablation variants (Table 20).

Qualitative cost profile. CorVer performs one 0.5B extractor forward pass and one mmap CNF count per sentence. Both are millisecond-scale on a single A100 and require no GPU reward model in the GRPO loop. NLI- and LLM-judge-based rewards require a neural forward pass (or an external API call) per generated sentence. At $G = 16$ completions \times multiple sentences per completion, this dominates the reward-call budget. KnowRL-style knowledge-verification RL additionally couples retrieval, candidate scoring, and verification into the reward path. The CorVer design is therefore deliberately positioned to keep sentence-level reward cost at the same order of magnitude as a standard outcome-only GRPO reward, not at the order of magnitude of neural-verifier or LLM-judge rewards.

Full cross-method table. Table 18 reports the end-to-end training hours required to produce each method’s checkpoint in Table 1 across the four base models of Figure 4. Parenthetical values in baseline cells are CorVer’s speedup over that cell. The final column averages each baseline’s per-model speedup ratio.

GPU configuration. CorVer and KnowRL ran on a single A100 for every base model. FoRAG, RLFH, and FSPO ran on a single A100 in most configurations; three runs (FoRAG and RLFH on Qwen3-8B, FSPO on Llama-3.1-8B-Instruct) OOM’d and were moved to a single H200. Per-cell assignments are given in Table 19.

Table 15: Full per-model evaluation accuracy (%) and NA rate (%) on the five closed-book QA datasets (TriviaQA validation, NQ-Open validation, PopQA test, SimpleQA, TruthfulQA). Each cell is reported as accuracy | NA. CorVer rows use the step-100 checkpoint of the canonical CorVer run for that model. Pending runs are marked.

Model	Variant	TriviaQA		NQ-Open		PopQA		SimpleQA		TruthfulQA	
Llama-3.2-3B-Instruct	Raw	55.39	2.18	34.13	4.93	15.92	0.95	1.55	0.74	5.63	1.59
	CorVer	62.24	5.04	43.41	3.38	23.75	1.37	2.57	1.60	7.47	2.45
Qwen3-4B	Raw	51.14	8.59	24.65	5.37	17.51	4.98	2.52	4.58	8.45	5.88
	CorVer	53.77	8.78	26.59	7.20	19.33	1.56	3.12	4.46	10.65	4.04
Llama-3.1-8B-Instruct	Raw	71.86	1.90	40.66	2.27	28.85	2.95	5.20	0.65	6.61	1.10
	CorVer	76.52	7.39	48.34	7.65	35.30	5.97	5.92	6.38	10.28	7.47
Qwen3-8B	Raw	62.84	8.32	29.61	13.27	20.34	18.30	2.57	27.99	6.49	16.65
	CorVer	63.99	4.37	32.80	4.13	21.83	2.58	2.73	2.96	9.18	3.30
OLMo-2-13B-Instruct	Raw	67.48	1.25	32.80	0.94	25.56	0.02	2.17	0.00	6.00	0.98
	CorVer	73.19	2.46	37.87	2.88	31.04	0.00	3.44	0.02	9.30	1.10
Qwen3-14B	Raw	67.51	0.83	31.39	0.91	19.44	0.11	1.85	0.46	7.71	1.96
	CorVer	71.28	1.78	37.76	1.99	25.37	1.03	3.91	0.83	9.79	2.82

Table 16: Cross-model scaling across factual QA benchmarks. For each instruction-tuned base model we report accuracy (%) without (Raw) and with (CorVer) our method on five factual QA datasets. **Bold** marks the better of the two within each (Raw, CorVer) pair. Per-model training step counts and other hyperparameters are listed in Table 6.

Scale	Model	TriviaQA		NQ-Open		PopQA		SimpleQA		TruthfulQA	
		Raw	CorVer	Raw	CorVer	Raw	CorVer	Raw	CorVer	Raw	CorVer
3B	Llama-3.2-3B-Instruct	55.39	62.24	34.13	43.41	15.92	23.75	1.55	2.57	5.63	7.47
4B	Qwen3-4B	51.14	53.77	24.65	26.59	17.51	19.33	2.52	3.12	8.45	10.65
8B	Llama-3.1-8B-Instruct	71.86	76.52	40.66	48.34	28.85	35.30	5.20	5.92	6.61	10.28
8B	Qwen3-8B	62.84	63.99	29.61	32.80	20.34	21.83	2.57	2.73	6.49	9.18
13B	OLMo-2-13B-Instruct	67.48	73.19	32.80	37.87	25.56	31.04	2.17	3.44	6.00	9.30
14B	Qwen3-14B	67.51	71.28	31.39	37.76	19.44	25.37	1.85	3.91	7.71	9.79

Table 17: Refusal-rate decomposition on Qwen3-8B. Raw NA%: fraction of questions the raw model refused. CorVer NA%: fraction after CorVer training. Subset Cor.%: CorVer accuracy on the questions Raw refused but CorVer attempted.

Dataset	Raw NA%	CorVer NA%	Subset Cor.%
TriviaQA	8.32	4.37	24.9
NQ-Open	13.27	4.13	17.5
PopQA	18.30	2.58	7.0
SimpleQA	27.99	2.96	1.3
TruthfulQA	16.65	3.30	8.1

Internal cost decomposition. Table 20 measures the wall-clock cost of CorVer’s ablation variants on Llama-3.1-8B-Instruct at 100 GRPO steps. Removing the QuCo signal entirely (A1) cuts wall-clock roughly in half, so the per-sentence reward path dominates reward-side cost despite the cheap per-call rate. A3 averages the same per-sentence values into a response-level scalar but saves only about 30% relative to the full method. The QuCo lookup is therefore incurred regardless of how its output reaches advantages, and per-token alignment adds only a small overhead on top. Combined with Table 2, this attributes the accuracy gain to alignment itself, not to the compute difference between alignment and averaging.

D Auxiliary Findings and Practical Lessons

Several engineering observations shaped the final CorVer recipe. We document them here for completeness; the mechanisms below are our interpretations from preliminary runs, not controlled experiments validating each claim.

(L1) Intermediate SFT cold-start hurt factual recall on knowledge QA in our setup. We observed some unusual pattern for the wide-applicable SFT+GRPO pipeline (Hao et al., 2026). We collected chain-of-thought traces from a 397B-parameter Qwen3-family MoE teacher and SFT-trained three smaller targets on these traces with LoRA, in two cases continuing with GRPO from the SFT checkpoint. Table 21 reports the resulting TriviaQA accuracies. The SFT-only checkpoint loses between 7 and 18 pp relative to the raw instruction-tuned baseline on every target. The subsequent GRPO stage recovers part of the gap on Qwen3-8B and Qwen3-4B but does not reach the raw baseline in either case. Our tentative interpretation is a capacity mismatch: the student lacks

the teacher’s reasoning capacity but is forced to mimic complex reasoning chains it cannot execute reliably, so questions it would have answered without reasoning may be lost to forced-but-incorrect deliberation. We do not claim this generalizes. The same degradation could also reflect our specific SFT data composition (long deliberative traces vs. the short factual answers the target needs at inference), the SFT hyperparameters we used (epoch counts, LoRA rank, learning rate, none of which we swept), the specific teacher choice, or the inconsistent SFT starting point in our Qwen3 runs (the SFT-only Qwen3 rows use the –Base variants while the SFT+GRPO Qwen3 rows use the –Instruct variants; see Table 21 caption). We report Table 21 as an interesting empirical pattern that motivated the raw-model recipe used in the main results, not as a controlled finding that SFT cold-start is generally harmful for knowledge-intensive RL.

(L2) Anti-loop instructions had opposite effects on raw and CorVer-trained policies. Adding an anti-loop instruction (“Do not loop or repeat the same point or phrase”) to the eval prompt had opposite effects on the two policy regimes in our runs. The raw (un-trained) instruction-tuned models did not exhibit looping behavior, and appending the line produced a small accuracy *decrease* on every target. We presume the extra rule simply adds prompt complexity that the un-trained policy is not robust to. CorVer-trained checkpoints, by contrast, occasionally fell into low-diversity repetition on long-form completions, and the same anti-loop line empirically blocked this without changing the policy weights. Our hypothesized mechanism is reward exploitation: the per-sentence co-occurrence reward (Eq. (2)) incentivizes well-supported sentences, and the trained policy may learn to repeat one such sentence to harvest the reward signal on every repeated token. We therefore use the lighter prompt for every raw baseline (its strongest configuration) and the anti-loop prompt for every trained checkpoint. This asymmetry makes the Raw vs CorVer gaps in Table 1 a conservative lower bound; see Appendix A.3 for the prompt diff.

(L3) Small models (3B/4B) needed fully-mastered anchor questions in our runs to avoid training collapse. Training Llama-3.2-3B-Instruct and Qwen3-4B on the learning-zone-only pool (the $n_{\text{correct}} \in [1, G - 1]$ subset alone) led to training collapse in preliminary runs: accuracy degraded over training rather than improving.

Table 18: Training time (hours) required to produce each method’s checkpoint reported in Table 1 across four base models. CorVer trains for 100 GRPO steps; baselines train under their method-specific budgets (Appendix A.1). Parenthetical values in baseline cells are CorVer’s speedup over that cell; the final column is the mean of per-model speedup ratios. Each run used a single GPU; per-cell GPU configurations are in Table 19.

	Llama-3.2-3B-Instruct	Qwen3-4B	Llama-3.1-8B-Instruct	Qwen3-8B	Avg. slowdown
CorVer	2.0	4.3	2.5	4.1	1×
FoRAG	21.0 (10.5×)	26.9 (6.3×)	11.8 (4.7×)	20.1 (4.9×)	6.6×
RLFH	15.5 (7.8×)	23.1 (5.4×)	9.4 (3.8×)	10.1 (2.5×)	4.8×
FSPO	11.7 (5.9×)	27.6 (6.4×)	12.8 (5.1×)	65.8 (16.0×)	8.4×
KnowRL	21.1 (10.6×)	21.9 (5.1×)	17.1 (6.8×)	36.4 (8.9×)	7.8×

Table 19: GPU used per (method, base model) for the wall-clock measurements in Table 18. Every run uses a single GPU.

	Llama-3.2-3B-Instruct	Qwen3-4B	Llama-3.1-8B-Instruct	Qwen3-8B
CorVer	A100	A100	A100	A100
FoRAG	A100	A100	A100	H200
RLFH	A100	A100	A100	H200
FSPO	A100	A100	H200	A100
KnowRL	A100	A100	A100	A100

Table 20: Internal wall-clock cost decomposition of CorVer’s ablation variants on Llama-3.1-8B-Instruct at 100 GRPO steps. Rows match the ablations of §6.2. Relative cost is reported against A1 (the cheapest variant, which drops the QuCo signal entirely).

Variant	h / 100 step	samples/s	rel. A1
CorVer (full)	2.5	0.54	2.2×
A1: – QuCo	1.1	1.18	1.0×
A2: – Judge	2.1	0.62	1.9×
A3: – per-token	1.7	0.78	1.5×
A4: – self-filter	2.3	0.59	2.0×

Mixing 1,000 (800 for Qwen3-4B) fully-mastered ($n_{\text{correct}} = G$) anchor questions back into the training pool stabilized the run and produced the gains reported in Table 1. Anchor questions carry no within-group advantage signal under GRPO and are formally redundant. The empirical interpretation is that they act as a distributional anchor: they keep the small-model policy close to the raw-model response distribution while the learning-zone prompts drive correctness gains. Larger models ($\geq 8\text{B}$) trained successfully on the learning-zone-only pool and did not require anchors. The exact per-model anchor counts are listed in Appendix A.4.

Table 21: Preliminary SFT cold-start experiments on TriviaQA. CoT traces collected from a 397B-parameter Qwen3-family MoE teacher. SFT setups: Llama-3.1-8B uses 4 epochs with LoRA $r = 256$; Qwen3-8B-Base uses 6 epochs; Qwen3-4B-Base uses 8 epochs. The SFT+GRPO Qwen3 rows train from the –Instruct variant, so the SFT-only and SFT+GRPO Qwen3 numbers do not share an SFT starting point and the table is not a controlled ablation. Model row labels denote the corresponding instruction-tuned target. Raw column reproduces the baseline from Table 1.

Model	Raw	SFT-only	SFT+GRPO	
			step-100	step-200
Llama-3.1-8B	71.86	54.30	—	—
Qwen3-8B	62.84	55.4	60.2	59.6
Qwen3-4B	51.14	43.0	47.6	48.8