

# UI-KOBE: Knowledge-Oriented Behavior Exploration for Lightweight Graph-Guided GUI Agents

Yuxiang Chai<sup>1</sup>, Han Xiao<sup>1</sup>, Xinyu Fu<sup>2</sup>, Jinpeng Chen<sup>2</sup>, Rui Liu<sup>2</sup>, Hongsheng Li<sup>1,3,4</sup>†

<sup>1</sup>CUHK MMLab, <sup>2</sup>Huawei Research, <sup>3</sup>Shenzhen Loop Area Institute, <sup>4</sup>CPII under InnoHK, †Corresponding author

 <https://github.com/YuxiangChai/UI-KOBE>

## Abstract

Recent advances in mobile GUI agents have shown strong potential for automating mobile tasks, but most effective systems still depend on large vision-language models for screenshot understanding and long-horizon planning. Small GUI agents that can be deployed directly on mobile devices are more attractive for practical use, offering lower inference cost and better protection of sensitive on-device information. However, due to limited model capacity, such lightweight agents remain unreliable when planning and executing GUI tasks end-to-end from screenshots alone. We propose Knowledge-Oriented Behavior Exploration (**UI-KOBE**), a framework that improves lightweight mobile GUI agents with reusable app-specific graph knowledge. UI-KOBE first autonomously explores a mobile application and constructs an app knowledge graph, where nodes represent distinct UI states and edges represent executable transitions. At runtime, a lightweight GUI agent uses the graph as external guidance: given a user task and the current screenshot, it identifies the current graph node and selects among self-loop actions, neighboring transitions, task completion, or fallback free actions associated with that node. By supporting runtime decisions with app-specific graph guidance, UI-KOBE reduces the burden of end-to-end GUI planning and helps lightweight models perform mobile GUI tasks more effectively, offering a practical step toward efficient, interpretable, and privacy-conscious on-device GUI agents.

## 1 Introduction

Graphical User Interface (GUI) agents have recently shown strong potential for automating mobile and desktop tasks, driven by advances in vision-language models (VLMs) that can interpret screenshots and generate actions. Typically GUI interaction is an end-to-end formulation: given a task and the current screen, the model directly plans

and executes a sequence of actions. While effective with large-scale proprietary or open-source models, this paradigm introduces two practical challenges. First, large open-source models require substantial computational resources, making deployment on-device difficult, while proprietary models requires high API costs. Second, smaller models that are suitable for on-device deployment, such as 4B-scale models, often struggle with long-horizon reasoning and planning, leading to unreliable task execution. Despite the limitation, lightweight GUI agents are highly desirable. They offer lower inference cost and better alignment with real-world deployment scenarios where sensitive user data can remain local. However, enabling small models to perform complex GUI tasks remains an open challenge. In particular, asking a small model to reason over the entire task at each step places a heavy burden on its limited capacity.

In this work, we argue that mobile GUI task execution should not rely solely on end-to-end reasoning at runtime. Instead, we propose to decouple *app knowledge acquisition* from *task-time execution*. We introduce Knowledge-Oriented Behavior Exploration (**UI-KOBE**), a framework that builds a reusable knowledge graph of an application through autonomous exploration, and this graph can be used to guide a runtime agent during task execution. Figure 1 illustrates the overall pipeline, including app exploration, graph construction, and graph-guided runtime usage. UI-KOBE represents an application as a directed graph, where nodes correspond to distinct UI states and edges correspond to transitions between states. The graph is constructed by an exploration agent that iteratively observes screens, executes actions, and records transitions. Each node captures semantic and structural information about a UI state, while each edge encodes both low-level actions and higher-level interaction patterns. Importantly, this graph represents general app behavior rather

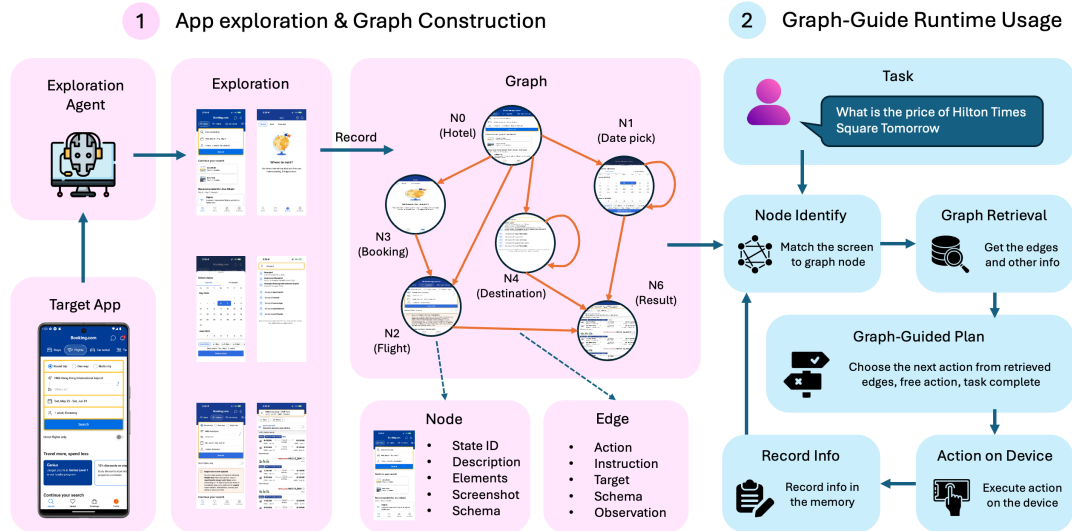


Figure 1: Overview of our framework. UI-KOBE first explores a target app and constructs an app knowledge graph, where nodes represent UI states and edges represent executable transitions. At runtime, a lightweight GUI agent uses the graph to identify the current node, retrieve local transition knowledge, select the next action, and execute the task step by step.

than specific task data, making it reusable across different tasks and users.

At runtime, the graph serves as an external knowledge source for a lightweight GUI agent. Instead of performing open-ended planning, the agent first identifies the current UI state within the graph and then selects the next action from a constrained set of graph-supported options, including self-loop operations and transitions to neighboring states. This formulation reduces GUI task execution to a sequence of guided local decisions, significantly lowering the reasoning burden on small models. When graph guidance is unavailable, the system falls back to a naive planner, ensuring robustness without reverting to full end-to-end reasoning. By leveraging pre-built app knowledge, UI-KOBE enables small models to perform GUI tasks more reliably. It also improves interpretability by grounding each action in explicit graph structures and supports reuse across tasks without repeated exploration.

This paper makes the following contributions:

- We propose a paradigm that decouples app knowledge acquisition from task-time execution, enabling graph-guided mobile GUI agents for lightweight models.
- We introduce UI-KOBE, a method for constructing a reusable app knowledge graph through autonomous exploration, including principled definitions of UI states (nodes) and executable transitions (edges).

- We design a graph-guided runtime agent that leverages local graph context to replace end-to-end planning with guided decision making, substantially improving the capability and reliability of small GUI agents.

## 2 Related Work

### 2.1 End-to-End GUI Agents

GUI agents aim to complete user tasks by perceiving graphical interfaces, reasoning over instructions, and executing actions such as clicking, typing, and swiping; recent surveys and benchmarks provide comprehensive overviews and evaluation resources for this rapidly growing area (Wang et al., 2025; Liu et al., 2025a; Hu et al., 2025; Chai et al., 2025, 2026; Rawles et al., 2025). Most recent systems formulate GUI control as an end-to-end problem, where the model predicts actions directly from screenshots or UI representations and task instructions. Representative examples include UI-TARS (Qin et al., 2025), Mobile-Agent-V3/V3.5 (Ye et al., 2025; Xu et al., 2026), UI-Genie (Xiao et al., 2025), UI-Venus (Team et al., 2026), and MAI-UI (Zhou et al., 2025), which improve GUI grounding, planning, and execution through stronger foundation models, trajectory data, reinforcement learning, and model merging. Several works further study smaller GUI models, such as InfiGUI-R1 (Liu et al., 2025b), UI-R1 (Lu et al., 2025), Ferret-UI-Lite (Yang et al., 2025), and

small variants of MAI-UI/UI-Venus, showing the promise of lightweight agents for efficient deployment. Different from these end-to-end approaches, our work reduces the runtime reasoning burden of lightweight agents by first constructing reusable app-specific graph knowledge and then using it to guide step-by-step decisions.

## 2.2 Exploration-Based GUI Agents

Recent work has also explored using app-specific knowledge, memory, or trajectory history to improve GUI task execution. AppAgent (Zhang et al., 2023) builds an app-level knowledge base from autonomous exploration and demonstrations, enabling agents to reuse prior interaction experience. AutoDroid (Wen et al., 2024) constructs UI transition graphs (UTGs) through app exploration and uses them as structured app memory for mobile task automation. UI-Mem (Xiao et al., 2026) introduces a memory mechanism that stores and reuses historical GUI interaction experience to improve long-horizon task execution and reduce repeated errors. KG-RAG (Guan et al., 2025) transforms fragmented UTGs into a vectorized knowledge database of intent-trajectory pairs, allowing agents to retrieve relevant navigation paths during online execution. GraphPilot (Yu et al., 2026) constructs app-specific knowledge graphs of page functions, element functions, and transition rules, and uses them to generate nearly complete action sequences with fewer LLM queries. Different from these methods, UI-KOBE focuses on building a semantic state-transition graph as a reusable behavioral abstraction, and uses it as a local decision scaffold for lightweight GUI agents: instead of retrieving an entire trajectory or generating a full action sequence, the runtime agent identifies the current node and selects the next graph-supported action step by step.

## 3 UI-KOBE: Knowledge-Oriented Behavior Exploration

UI-KOBE is an app exploration method for constructing a reusable knowledge graph of a mobile application. Given a target app, UI-KOBE autonomously interacts with its interface, discovers UI states, records executable transitions, and incrementally builds a graph that captures app-level navigation and interaction knowledge. Figure 2 illustrates the overall UI-KOBE pipeline, including screen observation, node matching or creation, ac-

tion planning, action execution, graph construction, and post-hoc auditing. The resulting graph is not a task execution policy itself; rather, it serves as a reusable app-specific knowledge artifact that can later be used by a graph-guided GUI agent (Section 4). This section focuses on how UI-KOBE defines, constructs, and refines the knowledge graph.

### 3.1 Graph Representation

Given a mobile application  $\mathcal{A}$ , UI-KOBE constructs a directed graph

$$G_{\mathcal{A}} = (V, E),$$

where each node  $v \in V$  represents a semantic UI state and each edge  $e \in E$  represents an observed executable transition between UI states.

**Node Definition.** A node represents a distinct semantic UI state rather than an individual screenshot. Specifically, UI-KOBE abstracts a screen according to its functional role in the app, such as a search page, settings page, or search result page, while allowing dynamic screen contents to vary across visits. For example, search result pages produced by different queries may still correspond to the same node if they share the same function and layout. Conversely, visually similar screens with different roles, such as route departure selection and route destination selection pages, should be represented as different nodes. To support this abstraction, each node is associated with a semantic page description and auxiliary state information, such as visible dynamic values, a reference screenshot, and interactable elements. In this way, UI-KOBE treats node construction as a semantic state abstraction problem rather than simple screenshot matching.

**Edge Definition.** An edge represents an observed UI transition caused by a GUI interaction. Each edge stores the source node, target node, executed action json, natural-language instruction, and target observation. The target observation describes the effect of the action, such as navigating to another neighbor node or modifying the current screen state. Edges can connect different nodes, e.g., moving from a search page to a search result page, or form self-loops when the screen template remains unchanged. For self-loops, UI-KOBE records a schema delta that specifies which state variable or UI element changes, such as updating a query field or toggling a setting. Thus, edges encode both cross-screen navigation and within-screen state-transforming operations.

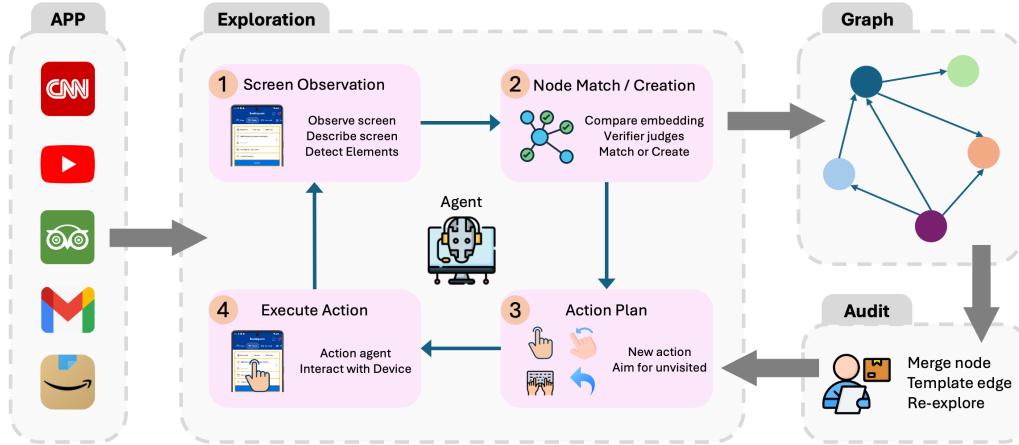


Figure 2: Overview of UI-KOBE. Given a target mobile app, the exploration agent repeatedly observes the current screen, matches or creates a graph node, plans an unexplored action, and executes it on the device. The observed transition is recorded into an app knowledge graph, which is further refined through auditing operations such as node merging, edge templating, and re-exploration.

### 3.2 Autonomous Exploration

UI-KOBE constructs the graph through an iterative observe-identify-plan-act loop. At each exploration step, the agent observes the current screen, identifies the corresponding graph node, selects an unexplored interaction, executes one grounded device action, and enters another loop step. During observation and identification, the transition is also recorded into the graph.

**Observation & Identification.** When a screenshot is observed, UI-KOBE first generates a semantic page description, a structured state snapshot, and the set of interactable elements. To identify whether the current screen corresponds to an existing node, UI-KOBE compares the embedding of the generated page description with stored embeddings of existing nodes in the same application. If the most similar candidate exceeds a threshold, UI-KOBE performs screenshot-level verification between the current screenshot and the candidate node’s reference screenshot. This verification step prevents accidental merging of screens whose textual descriptions are similar but whose UI semantics differ. If the candidate is verified, the existing node is updated with the new observation; otherwise, UI-KOBE creates a new node with a fresh identifier, description, state snapshot, reference screenshot, and interactable elements.

**Action Planning and Execution.** After identifying the current node, UI-KOBE retrieves the outgoing edges that have already been explored and the

visible elements that remain unexplored. A planner then proposes a natural-language instruction for the next interaction based on the current page description, existing outgoing transitions, and unexplored elements. The instruction is grounded into a single executable device action, such as tapping, typing, swiping, waiting, or pressing a system button. UI-KOBE then executes only one action per exploration step, making each recorded transition easier to interpret and failures easier to localize.

**Transition Recording.** After execution, UI-KOBE enters next step and observes the next screen and identifies its graph node using the same state identification procedure. It then records an edge from the previous node to the new node, including the executed action, planner instruction, target observation, and optional schema delta. If the source and target nodes are the same, the transition is treated as a self-loop and its state-changing effect is summarized through the schema delta. The graph is saved after each step, so exploration can resume from partial progress after interruptions.

### 3.3 Graph Refinement and Re-Exploration

The raw graph produced by autonomous exploration may contain duplicate nodes, wrong transitions, or uneven coverage. UI-KOBE therefore includes several refinement mechanisms to improve graph quality.

**Graph Auditing.** Autonomous exploration can produce noisy graph structures, such as duplicate nodes, incorrect merges, or abnormal transitions

caused by mistaken actions and external-app jumps. UI-KOBE therefore performs a post-hoc audit over the raw graph. It detects suspicious node pairs using semantic similarity, reference screenshots, and overlapping outgoing actions, and verifies whether they represent the same UI state. Confirmed duplicates are merged, while functionally different screens are kept separate. The audit also flags unreliable edges whose target observations are inconsistent with the executed action or transition for later re-exploration.

**Edge Normalization.** Exploration naturally produces concrete instructions, such as typing a specific keyword or selecting a specific result. UI-KOBE normalizes similar instructions into reusable templates when possible. For instance, a concrete instruction like “Type Starbucks” can be abstracted into a parameterized instruction template for entering a query. This allows the graph to encode reusable interaction patterns rather than only one-off exploration traces.

**Coverage-Oriented Re-Exploration.** To avoid over-expanding only the most recent trajectory, UI-KOBE periodically selects under-explored nodes for continued exploration. The system can replay known transitions from a start node to reach a selected under-explored node and then continue exploring from that point. This coverage-oriented re-exploration improves the completeness of the graph and helps discover interactions that may be missed in a single linear exploration trajectory.

## 4 Graph-Guided GUI Agent

After UI-KOBE constructs an app knowledge graph, we use it to guide a runtime GUI agent during task execution. The motivation is to replace end-to-end GUI planning from screenshots with graph-guided decision making. At each step, the agent observes the current screen, identifies the corresponding graph node, retrieves the local graph context, and selects the next action from edge options. This allows a small model to focus on local recognition and decision making instead of reasoning over the entire app screenshot and task trajectory from scratch. The runtime agent still remains flexible: when the current screen cannot be matched to a node or the desired action is not covered by existing edges, it falls back to a free-action planner. Figure 1 displays the workflow of the runtime GUI agent in blue blocks.

### 4.1 Runtime Graph Retrieval

Given a user task  $\tau$  and the current screenshot  $x_t$ , the runtime agent first locates the current UI state in the app knowledge graph  $G_{\mathcal{A}} = (V, E)$  constructed by UI-KOBE. Unlike exploration, where new nodes can be created, runtime agent treats the graph as a fixed knowledge source. The goal is therefore to identify the most relevant existing node rather than expand the graph. For each graph node  $v \in V$ , the runtime gets access to the semantic description, state schema, outgoing edges, and cached visual embedding. Given the current screenshot, the agent computes a visual representation and retrieves a small set of candidate nodes with similar reference screenshots. These candidates are then provided to a model as a constrained selection problem, where each option contains the semantic description and retrieval score. The model either selects the best-matching node or rejects all candidates if none correspond to the current screen.

This two-stage identification process combines efficient visual retrieval with model-based semantic verification. Visual retrieval narrows the search space, while the final selection step reduces errors caused by visually similar but functionally different screens. If no node is accepted, the agent marks the current step as graph-unmatched and invokes fallback planning.

### 4.2 Graph-Guided Decision Making

Once the current node  $v_t$  is identified, the agent constructs a local action option list from the graph. The list consists of four types of options: task completion, self-loop actions, neighboring transitions, and free actions. Self-loop actions correspond to edges that modify the internal state of the current screen while preserving the same UI template. Neighboring transitions correspond to edges that move the app from the current node to another node. The free-action option allows the model to propose an action not covered by the graph. And the task completion option allows the agent to terminate the execution.

Formally, the runtime agent selects an option conditioned on the user task  $\tau$ , current screenshot  $x_t$ , identified node  $v_t$ , local outgoing edges  $\mathcal{E}(v_t)$ , and runtime memory  $m_t$ :

$$o_t = \pi_{\theta}(\tau, x_t, v_t, \mathcal{E}(v_t), m_t),$$

where  $o_t$  denotes either a graph-supported option or a fallback free action. The local edge set  $\mathcal{E}(v_t)$  contains self-loop edges and one-hop transitions from

$v_t$ . Each edge provides its instruction, target observation, and optional schema delta, informing the model what actions are available and what effects they are expected to produce.

After selecting an option, the agent sends its instruction to an action grounding model, which converts the current screenshot and instruction into an executable device action, such as tapping, typing, swiping, or pressing a system button. This separates high-level option selection from low-level action grounding, keeping each runtime decision narrow and interpretable.

### 4.3 Runtime Memory and Task Progress

The runtime agent maintains a lightweight memory module to track task progress across steps. The memory records completed instructions, extracted task-relevant information, and recent observations. For example, when the task requires finding a specific item, the memory may store whether a query has already been entered, whether a relevant result has appeared, or whether a confirmation message has been observed. This prevents the agent from repeatedly executing the same graph edge and helps it determine when the task has been completed. At each step, the agent performs a record stage before decision making. Given the current screenshot, task, and previous actions, the model extracts concise factual information relevant to the task. The extracted facts are added to memory and then used together with the local graph options during decision making.

### 4.4 Fallback Planning

Graph guidance may be unavailable when the current screen is not covered by the graph, when node retrieval is uncertain, or when the graph does not contain the action needed for the current task. In these cases, the agent does not directly send the entire user task to the action grounding model. Instead, it invokes a fallback planner that produces a concrete one-step instruction based on the current screenshot, task, action history, and memory as an ordinary GUI agent.

The fallback planner preserves the same decision interface as graph-guided execution: it outputs only the next immediate instruction, which is then grounded into a device action by the action model. This prevents the action grounding model from being responsible for long-horizon planning and keeps execution robust even outside graph-supported states. When the app returns to

Statistic	Average per App
Nodes	54
Edges	226
Construction Cost	\$ 6.2
Construction Time	3.2 hours

Table 1: Statistics of UI-KOBE knowledge graph construction. We report the average number of audited nodes and edges per app, together with the average offline construction cost and time. Each graph is built once per app and reused across runtime tasks.

a known screen in a later step, the agent resumes graph-guided decision making through the normal identify-and-decide loop.

## 5 Experiments

### 5.1 Experimental Settings

**Benchmarks.** We evaluate UI-KOBE on two mobile GUI benchmarks: **AndroidWorld** (Rawles et al., 2025) and **A3** (Chai et al., 2026). AndroidWorld evaluates interactive Android task automation, where agents execute step-by-step device actions from natural-language instructions. A3 further evaluates agents on realistic online mobile app tasks with dynamic UI states. For AndroidWorld, we report task success rate (SR). For A3, we report essential-state achievement rate (ESAR) and overall success rate (Overall SR), where ESAR measures fine-grained task progress and Overall SR measures full task completion.

**Models.** During UI-KOBE exploration, we use Qwen3.5-Plus for action grounding and GPT-5.4 for page description, action planning, node verification, and graph auditing. We use Gemini-Embedding-2 for graph retrieval and node matching. For runtime execution, we instantiate the graph-guided agent with Qwen3.5-4B, Qwen3.5-9B, and Qwen3.5-Plus, covering lightweight to stronger model scales.

### 5.2 Graph Statistics

Before evaluating task performance, we summarize the app knowledge graphs constructed by UI-KOBE on AndroidWorld and A3. Each app is explored at 300 steps, and we report the average number of audited nodes and edges, as well as the average cost and time required for graph construction. As shown in Table 1, UI-KOBE constructs compact app-level graphs that can be reused across tasks. Although graph construction introduces a

Agent Type	Agent	Size / Model	Success Rate
<b>Single Model</b>	ScaleCUA-3B (Liu et al., 2025c)	3B	23.7
	Ferret-UI-Lite-3B (Yang et al., 2025)	3B	28.0
	UI-Tars-1.5-7B (Qin et al., 2025)	7B	30.0
	UI-Tars-7B (Qin et al., 2025)	7B	33.0
	Qwen3-VL-2B (Bai et al., 2025a)	2B	36.4
	UI-Tars-72B (Qin et al., 2025)	72B	46.6
	Qwen3-VL-8B (Bai et al., 2025a)	8B	47.6
	MAI-UI-2B (Zhou et al., 2025)	2B	49.1
	UI-Venus-7B (Gu et al., 2025)	7B	49.1
	Qwen3-VL-32B (Bai et al., 2025a)	32B	57.3
	Qwen3.5-9B (Qwen Team, 2026)	9B	57.8
	Qwen3.5-4B (Qwen Team, 2026)	4B	58.6
	Qwen3-VL-235B-A22B (Bai et al., 2025a)	235B	63.7
	UI-Venus-72B (Team et al., 2026)	72B	65.9
	GUI-Owl-7B (Ye et al., 2025)	7B	66.4
	Qwen3.5-plus (Qwen Team, 2026)	397B	66.8
	Step-GUI-8B (Yan et al., 2025)	8B	67.7
	MAI-UI-8B (Zhou et al., 2025)	8B	70.7
MAI-UI-32B (Zhou et al., 2025)	32B	73.3	
MAI-UI-235B-A22B (Zhou et al., 2025)	235B	76.7	
<b>Agentic Framework</b>	GUI-Explorer (Sun et al., 2025)	GPT-4o	47.4
	Agent-S2 (Agashe et al., 2025)	Claude-3.7-sonnet	54.3
	V-Droid (Dai et al., 2026)	V-Droid-8B	59.5
	MobileUse (Li et al., 2025)	Qwen2.5-VL-72B	62.9
	Mobile-Agent-v3 (Ye et al., 2025)	GUI-Owl-32B	73.3
<b>Our</b>	<b>UI-KOBE</b>	Qwen3.5-4B	70.7
	<b>UI-KOBE</b>	Qwen3.5-9B	72.4
	<b>UI-KOBE</b>	Qwen3.5-Plus	77.6

Table 2: Results on AndroidWorld. UI-KOBE consistently improves GUI task success across different runtime model scales, achieving competitive performance with a 4B model and the best overall success rate with Qwen3.5-Plus compared with representative single-model agents and agentic frameworks.

one-time overhead, this cost is amortized over repeated task executions within the same app. The resulting graph provides the runtime agent with explicit app structure and transition knowledge, enabling graph-guided decision making without repeated exploration during task execution.

### 5.3 Main Results and Analysis

**Results on AndroidWorld.** Table 2 shows the results on AndroidWorld. UI-KOBE achieves strong performance across all three runtime models. With Qwen3.5-4B, UI-KOBE reaches a success rate of 70.7%, substantially outperforming the same backbone model without graph guidance, which achieves 58.6%. This demonstrates that reusable app graph knowledge can significantly improve lightweight GUI agents without increasing model size. With Qwen3.5-9B, UI-KOBE further improves to 72.4%, and with Qwen3.5-Plus, it

reaches 77.6%, outperforming all compared single-model agents and agentic frameworks in the table. These results suggest that UI-KOBE is effective not only for small models but also for stronger models. Notably, UI-KOBE with Qwen3.5-4B achieves performance comparable to or better than many much larger single-model agents and agentic systems. For example, it outperforms Qwen3.5-Plus without graph guidance (66.8%) and Mobile-Agent-v3 with GUI-Owl-32B (73.3%) is only slightly higher than the 4B UI-KOBE setting while using a much larger base model. This indicates that graph guidance can compensate for limited model capacity by reducing the burden of end-to-end GUI planning.

**Results on A3.** Table 3 presents results on A3. UI-KOBE again provides consistent improvements across model scales. With Qwen3.5-4B, UI-KOBE achieves 71.5 ESAR and 61 Overall SR, compared

Agent Type	Agent	Size / Model	ESAR	Overall SR
Single Model	Qwen2.5-VL (Bai et al., 2025b)	7B	14.2	3
	UI-TARS-1.5 (Qin et al., 2025)	7B	28.2	12
	UI-Genie (Xiao et al., 2025)	7B	32.1	13
	GUI-OWL (Ye et al., 2025)	7B	32.0	14
	Qwen3-VL (Bai et al., 2025a)	8B	38.2	17
	UI-Venus (Gu et al., 2025)	7B	32.0	20
	Qwen3-VL (Bai et al., 2025a)	30B-A3B	45.6	27
	Qwen3.5 (Qwen Team, 2026)	4B	43.7	26
	Qwen3.5 (Qwen Team, 2026)	9B	51.7	31
	Qwen3.5-plus (Qwen Team, 2026)	397B	67.9	52
Agentic Framework	Mobile-Use (Li et al., 2025)	Qwen2.5-VL-7B	39.5	16
	T3A (Rawles et al., 2025)	Qwen2.5-VL-7B	30.7	15
	T3A (Rawles et al., 2025)	Gemini-2.5-pro	66.4	53
Our	<b>UI-KOBE</b>	Qwen3.5-4B	71.5	61
	<b>UI-KOBE</b>	Qwen3.5-9B	75.7	67
	<b>UI-KOBE</b>	Qwen3.5-Plus	84.8	78

Table 3: Results on A3. UI-KOBE substantially improves both essential state achievement rate (ESAR) and overall task success rate (Overall SR) across different runtime model scales, outperforming representative single-model agents and agentic frameworks.

with 43.7 ESAR and 26 Overall SR for the original Qwen3.5-4B. This large improvement shows that graph guidance is especially beneficial in realistic online app scenarios, where small models often struggle with long-horizon planning and dynamic UI states. The gains remain significant for larger models. UI-KOBE with Qwen3.5-9B achieves 75.7 ESAR and 67 Overall SR, improving over the original Qwen3.5-9B by 19.8 ESAR and 36 Overall SR. With Qwen3.5-Plus, UI-KOBE reaches 84.8 ESAR and 78 Overall SR, outperforming both the original Qwen3.5-Plus and the strongest agentic framework baseline, T3A with Gemini-2.5-pro. These results further verify that app-specific graph knowledge improves both fine-grained task progress and full task completion.

**Effect of Graph Guidance.** Across both benchmarks, UI-KOBE improves GUI task execution by replacing end-to-end planning with graph-guided step-by-step decision making. Without graph guidance, the runtime model must infer the current app state, possible navigation paths, and task progress directly from screenshots. In contrast, UI-KOBE provides an explicit app knowledge graph that indicates the likely current state, available transitions, and expected action effects. This reduces decision ambiguity and makes execution more reliable, especially for smaller models. The results also show that graph guidance is complementary to model scale: larger models still benefit, while the relative

improvement is particularly strong for lightweight models. UI-KOBE does not introduce an exploration cost, averaging \$6.2 and 6.4 hours per app as shown in Table 1. However, this cost is paid only once per app and can be amortized across future tasks in the same application. The performance gains in Tables 2 and 3 suggest that this trade-off is practical, especially in repeated-use scenarios where reusable app knowledge can improve runtime execution without increasing model size or requiring task-specific training. A more detailed error analysis is provided in Appendix A.2.

## 6 Conclusion

We present **UI-KOBE**, an exploration method for constructing reusable app knowledge graphs. By autonomously exploring mobile apps, UI-KOBE captures UI states, executable transitions, and interaction knowledge that can later guide GUI agents during task execution. Based on this graph, our graph-guided runtime agent reduces the burden of end-to-end planning by turning task execution into step-by-step decisions supported by app-specific knowledge. Experiments on AndroidWorld and A3 show that UI-KOBE improves GUI task performance across different model scales, with particularly strong gains for lightweight models. These results suggest that reusable app knowledge is a promising direction for building efficient and deployable GUI agents.

## Limitations

UI-KOBE has several limitations that we plan to address in future work. First, the constructed graph is app-version dependent. When an application introduces major UI or navigation changes, the existing graph may become partially outdated and require incremental repair or re-exploration. Second, although our goal is to support lightweight on-device GUI agents, the current system still relies on an external embedding model for graph retrieval and node matching, which prevents a fully local deployment. Third, our experiments focus on mobile applications, leaving the effectiveness of UI-KOBE on websites and PC applications unverified. Extending graph construction, graph maintenance, and graph-guided execution to these broader GUI environments remains an important next step.

## References

- Saaket Agashe, Kyle Wong, Vincent Tu, Jiachen Yang, Ang Li, and Xin Eric Wang. 2025. [Agent s2: A compositional generalist-specialist framework for computer use agents](#). *Preprint*, arXiv:2504.00906.
- Shuai Bai, Yuxuan Cai, Ruizhe Chen, Keqin Chen, Xionghui Chen, Zesen Cheng, Lianghao Deng, Wei Ding, Chang Gao, Chunjiang Ge, Wenbin Ge, Zhifang Guo, Qidong Huang, Jie Huang, Fei Huang, Binyuan Hui, Shutong Jiang, Zhaohai Li, Mingsheng Li, and 45 others. 2025a. [Qwen3-vl technical report](#). *Preprint*, arXiv:2511.21631.
- Shuai Bai, Keqin Chen, Xuejing Liu, Jialin Wang, Wenbin Ge, Sibao Song, Kai Dang, Peng Wang, Shijie Wang, Jun Tang, Humen Zhong, Yuanzhi Zhu, Mingkun Yang, Zhaohai Li, Jianqiang Wan, Pengfei Wang, Wei Ding, Zheren Fu, Yiheng Xu, and 8 others. 2025b. [Qwen2.5-vl technical report](#). *Preprint*, arXiv:2502.13923.
- Yuxiang Chai, Siyuan Huang, Yazhe Niu, Han Xiao, Liang Liu, Guozhi Wang, Dingyu Zhang, Shuai Ren, and Hongsheng Li. 2025. [AMEX: Android multi-annotation expo dataset for mobile GUI agents](#). In *Findings of the Association for Computational Linguistics: ACL 2025*, pages 2138–2156, Vienna, Austria. Association for Computational Linguistics.
- Yuxiang Chai, Shunye Tang, Han Xiao, Weifeng Lin, Hanhao Li, Jiayu Zhang, Liang Liu, Pengxiang Zhao, Guangyi Liu, Guozhi Wang, Shuai Ren, Rongduo Han, Haining Zhang, Siyuan Huang, and Hongsheng Li. 2026. [A3: Android agent arena for mobile gui agents with essential-state procedural evaluation](#). *Preprint*, arXiv:2501.01149.
- Gaole Dai, Shiqi Jiang, Ting Cao, Yuanchun Li, Yuqing Yang, Rui Tan, Mo Li, and Lili Qiu. 2026. [Advancing mobile gui agents: A verifier-driven approach to practical deployment](#). *Preprint*, arXiv:2503.15937.
- Zhangxuan Gu, Zhengwen Zeng, Zhenyu Xu, Xingran Zhou, Shuheng Shen, Yunfei Liu, Beitong Zhou, Changhua Meng, Tianyu Xia, Weizhi Chen, Yue Wen, Jingya Dou, Fei Tang, Jinzhen Lin, Yulin Liu, Zhenlin Guo, Yichen Gong, Heng Jia, Changlong Gao, and 5 others. 2025. [Ui-venus technical report: Building high-performance ui agents with rft](#). *Preprint*, arXiv:2508.10833.
- Ziyi Guan, Jason Chun Lok Li, Zhijian Hou, Pingping Zhang, Donglai Xu, Yuzhi Zhao, Mengyang Wu, Jinpeng Chen, Thanh-Toan Nguyen, Pengfei Xian, Wenao Ma, Shengchao Qin, Graziano Chesini, and Ngai Wong. 2025. [Kg-rag: Enhancing gui agent decision-making via knowledge graph-driven retrieval-augmented generation](#). *Preprint*, arXiv:2509.00366.
- Xueyu Hu, Tao Xiong, Biao Yi, Zishu Wei, Ruixuan Xiao, Yurun Chen, Jiasheng Ye, Meiling Tao, Xiangxin Zhou, Ziyu Zhao, Yuhuai Li, Shengze Xu, Shenzhi Wang, Xinchun Xu, Shuofei Qiao, Zhaokai Wang, Kun Kuang, Tiejong Zeng, Liang Wang, and 10 others. 2025. [OS agents: A survey on MLLM-based agents for computer, phone and browser use](#). In *Proceedings of the 63rd Annual Meeting of the Association for Computational Linguistics (Volume 1: Long Papers)*, pages 7436–7465, Vienna, Austria. Association for Computational Linguistics.
- Ning Li, Xiangmou Qu, Jiamu Zhou, Jun Wang, Muning Wen, Kounianhua Du, Xingyu Lou, Qiuying Peng, Jun Wang, and Weinan Zhang. 2025. [Mobileuse: A gui agent with hierarchical reflection for autonomous mobile operation](#). *Preprint*, arXiv:2507.16853.
- Guangyi Liu, Pengxiang Zhao, Yaozhen Liang, Liang Liu, Yaxuan Guo, Han Xiao, Weifeng Lin, Yuxiang Chai, Yue Han, Shuai Ren, Hao Wang, Xiaoyu Liang, WenHao Wang, Tianze Wu, Zhengxi Lu, Siheng Chen, LiLinghao, Hao Wang, Guanqing Xiong, and 2 others. 2025a. [Llm-powered gui agents in phone automation: Surveying progress and prospects](#). *Preprint*, arXiv:2504.19838.
- Yuhang Liu, Pengxiang Li, Congkai Xie, Xavier Hu, Xiaotian Han, Shengyu Zhang, Hongxia Yang, and Fei Wu. 2025b. [Infigui-r1: Advancing multimodal gui agents from reactive actors to deliberative reasoners](#). *Preprint*, arXiv:2504.14239.
- Zhaoyang Liu, Jingjing Xie, Zichen Ding, Zehao Li, Bowen Yang, Zhenyu Wu, Xuehui Wang, Qiushi Sun, Shi Liu, Weiyun Wang, Shenglong Ye, Qingyun Li, Xuan Dong, Yue Yu, Chenyu Lu, YunXiang Mo, Yao Yan, Zeyue Tian, Xiao Zhang, and 11 others. 2025c. [Scalecua: Scaling open-source computer use agents with cross-platform data](#). *Preprint*, arXiv:2509.15221.
- Zhengxi Lu, Yuxiang Chai, Yaxuan Guo, Xi Yin, Liang Liu, Hao Wang, Han Xiao, Shuai Ren, Guanqing

- Xiong, and Hongsheng Li. 2025. [Ui-r1: Enhancing efficient action prediction of gui agents by reinforcement learning](#). *Preprint*, arXiv:2503.21620.
- Yujia Qin, Yining Ye, Junjie Fang, Haoming Wang, Shihao Liang, Shizuo Tian, Junda Zhang, Jiahao Li, Yunxin Li, Shijue Huang, Wanjun Zhong, Kuanye Li, Jiale Yang, Yu Miao, Woyu Lin, Longxiang Liu, Xu Jiang, Qianli Ma, Jingyu Li, and 16 others. 2025. [Ui-tars: Pioneering automated gui interaction with native agents](#). *Preprint*, arXiv:2501.12326.
- Qwen Team. 2026. [Qwen3.5: Towards native multi-modal agents](#).
- Christopher Rawles, Sarah Clinckemaiellie, Yifan Chang, Jonathan Waltz, Gabrielle Lau, Marybeth Fair, Alice Li, William Bishop, Wei Li, Folawiyo Campbell-Ajala, Daniel Toyama, Robert Berry, Divya Tyamagundlu, Timothy Lillicrap, and Oriana Riva. 2025. [Androidworld: A dynamic benchmarking environment for autonomous agents](#). *Preprint*, arXiv:2405.14573.
- Yuchen Sun, Shanhui Zhao, Tao Yu, Hao Wen, Samith Va, Mengwei Xu, Yuanchun Li, and Chongyang Zhang. 2025. [Gui-xplore: Empowering generalizable gui agents with one exploration](#). In *Proceedings of the computer vision and pattern recognition conference*, pages 19477–19486.
- Venus Team, Changlong Gao, Zhangxuan Gu, Yulin Liu, Xinyu Qiu, Shuheng Shen, Yue Wen, Tianyu Xia, Zhenyu Xu, Zhengwen Zeng, Beitong Zhou, Xingran Zhou, Weizhi Chen, Sunhao Dai, Jingya Dou, Yichen Gong, Yuan Guo, Zhenlin Guo, Feng Li, and 8 others. 2026. [Ui-venus-1.5 technical report](#). *Preprint*, arXiv:2602.09082.
- Shuai Wang, Weiwen Liu, Jingxuan Chen, Yuqi Zhou, Weinan Gan, Xingshan Zeng, Yuhan Che, Shuai Yu, Xinlong Hao, Kun Shao, Bin Wang, Chuhan Wu, Yasheng Wang, Ruiming Tang, and Jianye Hao. 2025. [Gui agents with foundation models: A comprehensive survey](#). *Preprint*, arXiv:2411.04890.
- Hao Wen, Yuanchun Li, Guohong Liu, Shanhui Zhao, Tao Yu, Toby Jia-Jun Li, Shiqi Jiang, Yunhao Liu, Yaqin Zhang, and Yunxin Liu. 2024. [Autodroid: Llm-powered task automation in android](#). *Preprint*, arXiv:2308.15272.
- Han Xiao, Guozhi Wang, Yuxiang Chai, Zimu Lu, Weifeng Lin, Hao He, Lue Fan, Liuyang Bian, Rui Hu, Liang Liu, Shuai Ren, Yafei Wen, Xiaoxin Chen, Aojun Zhou, and Hongsheng Li. 2025. [Uigenie: A self-improving approach for iteratively boosting mllm-based mobile gui agents](#). *Preprint*, arXiv:2505.21496.
- Han Xiao, Guozhi Wang, Hao Wang, Shilong Liu, Yuxiang Chai, Yue Pan, Yufeng Zhou, Xiaoxin Chen, Yafei Wen, and Hongsheng Li. 2026. [Ui-mem: Self-evolving experience memory for online reinforcement learning in mobile gui agents](#). *arXiv preprint arXiv:2602.05832*.
- Haiyang Xu, Xi Zhang, Haowei Liu, Junyang Wang, Zhaozai Zhu, Shengjie Zhou, Xuhao Hu, Feiyu Gao, Junjie Cao, Zihua Wang, Zhiyuan Chen, Jitong Liao, Qi Zheng, Jiahui Zeng, Ze Xu, Shuai Bai, Junyang Lin, Jingren Zhou, and Ming Yan. 2026. [Mobile-agent-v3.5: Multi-platform fundamental gui agents](#). *Preprint*, arXiv:2602.16855.
- Haolong Yan, Jia Wang, Xin Huang, Yeqing Shen, Ziyang Meng, Zhimin Fan, Kaijun Tan, Jin Gao, Lieyu Shi, Mi Yang, Shiliang Yang, Zhirui Wang, Brian Li, Kang An, Chenyang Li, Lei Lei, Mengmeng Duan, Danxun Liang, Guodong Liu, and 80 others. 2025. [Step-gui technical report](#). *Preprint*, arXiv:2512.15431.
- Zhen Yang, Zi-Yi Dou, Di Feng, Forrest Huang, Anh Nguyen, Keen You, Omar Attia, Yuhao Yang, Michael Feng, Haotian Zhang, Ram Ramrakhya, Chao Jia, Jeffrey Nichols, Alexander Toshev, Yinfei Yang, and Zhe Gan. 2025. [Ferret-ui lite: Lessons from building small on-device gui agents](#). *Preprint*, arXiv:2509.26539.
- Jiabo Ye, Xi Zhang, Haiyang Xu, Haowei Liu, Junyang Wang, Zhaoqing Zhu, Ziwei Zheng, Feiyu Gao, Junjie Cao, Zhengxi Lu, Jitong Liao, Qi Zheng, Fei Huang, Jingren Zhou, and Ming Yan. 2025. [Mobile-agent-v3: Fundamental agents for gui automation](#). *Preprint*, arXiv:2508.15144.
- Mingxian Yu, Siqi Luo, and Xu Chen. 2026. [Graphpi-lot: Gui task automation with one-step llm reasoning powered by knowledge graph](#). *arXiv preprint arXiv:2601.17418*.
- Chi Zhang, Zhao Yang, Jiaxuan Liu, Yucheng Han, Xin Chen, Zebiao Huang, Bin Fu, and Gang Yu. 2023. [Appagent: Multimodal agents as smartphone users](#). *Preprint*, arXiv:2312.13771.
- Hanzhang Zhou, Xu Zhang, Panrong Tong, Jianan Zhang, Liangyu Chen, Quyu Kong, Chenglin Cai, Chen Liu, Yue Wang, Jingren Zhou, and Steven Hoi. 2025. [Mai-ui technical report: Real-world centric foundation gui agents](#). *Preprint*, arXiv:2512.22047.

## A Appendix

### A.1 Empirical Study of Design Choices

We further study several alternative design choices for graph retrieval and graph construction. These preliminary experiments help explain why UI-KOBE adopts screenshot-based node matching and one-step edge construction.

**Text-based Node Identification.** One alternative is to identify the current graph node using only page descriptions and text embeddings. In this setting, the runtime model first generates a textual description of the current screenshot, and the system retrieves the closest graph node by comparing this description with stored node descriptions. However, we find this strategy to be unstable when the graph construction model and runtime model differ. For example, descriptions generated by GPT models and Qwen models may follow different styles, levels of detail, and semantic emphasis, even for the same screen. As a result, text embeddings may retrieve an incorrect node despite the underlying UI state being visually identical. This motivates our use of screenshot-based embeddings with model-based verification for runtime node identification, which reduces sensitivity to description text distribution shifts.

**Compound-action Edges.** We also explored constructing edges from compound actions rather than single-step actions. A compound action corresponds to a multi-step instruction such as “search for coffee shops,” which may require tapping the search box, entering text, and pressing the search button. In this design, the graph stores the entire interaction as one high-level edge instead of recording separate edges such as “tap the search box,” “type the query,” and “press search.” While compound edges make the graph more compact, they introduce two issues. First, intermediate UI states and observations are skipped, causing useful information to be missing from the graph. Second, the action grounding model may fail to faithfully execute a compound instruction, especially when it requires multiple precise low-level steps. This can produce incorrect or incomplete transitions during exploration.

### A.2 Error Study and Additional Analysis

Although UI-KOBE substantially improves GUI task execution, its performance is still below the ideal success rate. We analyze failed trajectories

and identify two major sources of errors: graph construction errors and incomplete graph coverage.

**Graph Construction Errors.** The first type of error comes from imperfections in the constructed app knowledge graph. In some cases, an edge may record an incorrect transition because the action grounding model does not fully follow the planned natural-language instruction during exploration. For example, the planner may intend to tap a specific UI element, but the grounded action may click a nearby or semantically different element. The resulting transition is then stored as if it were caused by the planned instruction, producing a misleading edge. Such errors are difficult to completely remove through post-hoc auditing, because the recorded source node, target node, and target observation may still appear locally plausible.

We also observe remaining duplicate nodes after graph auditing. UI-KOBE audits candidate nodes using semantic descriptions, reference screenshots, and outgoing actions, which can merge many duplicated states. However, some duplicate nodes remain when their descriptions are overly detailed. For instance, two visits to the same screen template may include different dynamic contents in their page descriptions, causing the audit model to treat them as different UI states. These unmerged duplicates can fragment outgoing transitions across multiple nodes, reducing the completeness of local graph context during runtime execution.

**Incomplete Graph Coverage.** The second major error source is incomplete exploration. Since UI-KOBE builds the graph through autonomous interaction at a limited step number for time and cost efficiency, some useful edges may not be discovered during exploration. When a runtime task requires an unexplored action, the agent cannot select it from the graph-supported action list and must instead rely on the fallback free-action planner. This explains why larger runtime models still achieve better performance than smaller ones under UI-KOBE: although all models benefit from graph guidance, stronger models are more capable when execution leaves the covered graph region.

A representative failure occurs when a task requires an action absent from the current node’s outgoing edges. In this case, the Qwen3.5-4B agent produces an incorrect fallback instruction, leading the environment to a wrong node, which further compounds the error. In contrast, both Qwen3.5-9B and Qwen3.5-Plus produce the correct fallback

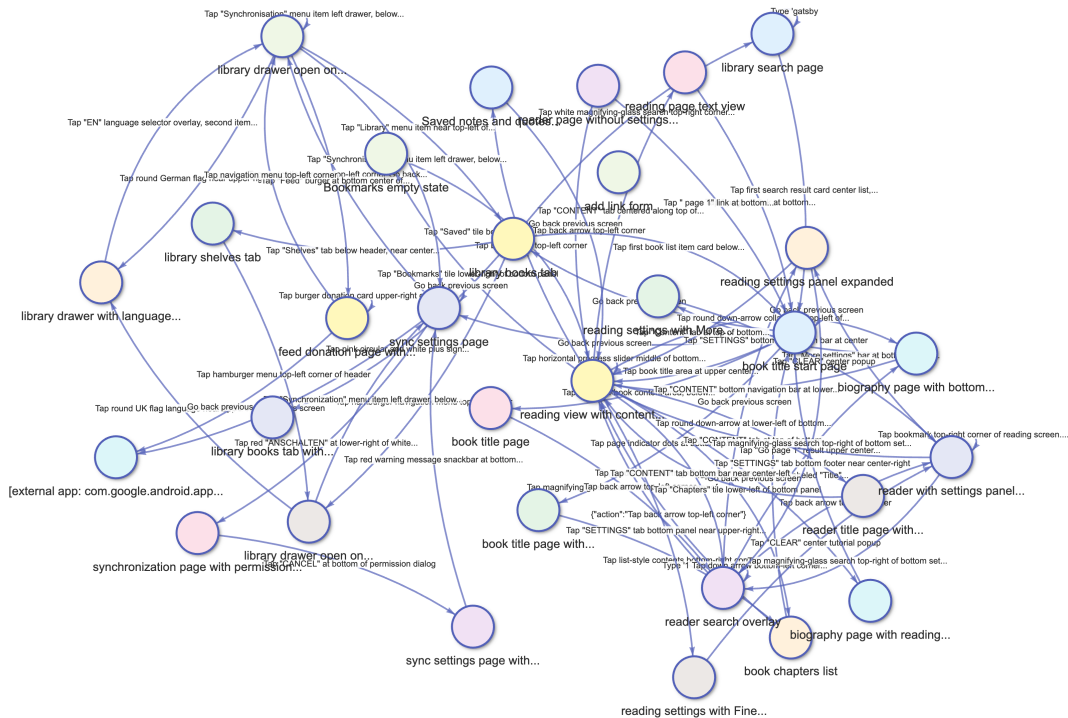


Figure 3: Visualization of the app knowledge graph constructed by UI-KOBE for the *eboox* app. Nodes denote semantic UI states and directed edges denote executable transitions observed during exploration.

instruction in the same case and successfully recover to graph-guided execution. This suggests that graph guidance reduces the burden of planning in covered states, but fallback planning remains an important bottleneck when graph coverage is incomplete.

### A.3 Qualitative Graph Visualization

To qualitatively illustrate the app knowledge graph constructed by UI-KOBE, we visualize the graph of the *eboox* app in Figure 3. We choose this app for visualization because its audited graph contains only around 30 nodes, making the full graph more readable; many other evaluated apps contain substantially larger graphs that are difficult to display clearly. Each node represents a semantic UI state, and each directed edge represents an executable transition discovered during exploration. The visualization shows that UI-KOBE captures both high-level navigation structures, such as moving between the library, drawer, reading view, search page, and settings pages, and local transitions around frequently used screens. This demonstrates how the constructed graph provides an explicit and interpretable representation of app behavior for downstream graph-guided execution.

### A.4 Potential Risks

Like other GUI automation systems, UI-KOBE may trigger unintended actions if deployed without proper safeguards, especially for sensitive operations such as payments, messaging, account changes, or data deletion. Although the constructed graph captures general app behavior rather than user-specific data, exploration and execution should avoid private accounts or sensitive screens when possible. Practical deployments should include user confirmation for high-impact actions, sandboxed exploration, access control, and execution logs for auditing.

### A.5 AI Usage

We used AI tools to assist paper writing, including language polishing and organization of technical descriptions. AI models are also part of the proposed system.

### A.6 Licenses

All models, datasets, and benchmarks used in this work are accessed and used in accordance with their respective licenses, terms of use, and intended research purposes.