

Benchmarking Large Vision-Language Models on CFMME: A Comprehensive Chinese Financial Multimodal Evaluation Dataset

Qian Chen¹, Xianyin Zhang¹, Yanzhi Liu¹,
Lifan Guo¹, Feng Chen¹, Chi Zhang¹

¹Qwen DianJin Team, Alibaba Cloud Computing

{xiaoyu.cq, zhangxianyin.zxy, xiandou.lyz, lifan.lg, betterman.chenf, edward.zhang}@alibaba-inc.com

Abstract

The emergence of Large Vision-Language Models (LVLMs) has substantially expanded model capabilities beyond text-only understanding, enabling unified inference across both visual and textual modalities and supporting a broader range of real-world applications. To comprehensively evaluate the perception, understanding, reasoning, and cognition capabilities of LVLMs throughout the entire financial business workflow in Chinese contexts, we introduce CFMME, a novel Chinese financial multimodal evaluation benchmark. CFMME comprises 6,052 instances spanning from fundamental academic knowledge to complex real-world applications, covering eight primary financial image modalities and four core multimodal tasks. On CFMME, we conduct a thorough evaluation of representative LVLMs. The results show that the state-of-the-art model attains an overall accuracy of 66.11% on the question answering task and an average score of 77.18 on the detection, recognition, and information extraction tasks, indicating substantial room for improvement in current LVLMs. In addition, we conduct detailed analyses of error causes, cross-modal capabilities, and multi-orientation settings, yielding valuable insights for future research. We hope that CFMME will spur further progress in LVLMs, especially by improving their performance on multiple multimodal tasks in the financial domain.

1 Introduction

The remarkable capabilities demonstrated by Large Vision-Language Models (LVLMs) have brought significant advances beyond pure text understanding, extending to tasks that require joint understanding and reasoning over images and text. In order to comprehensively evaluate the capabilities of LVLMs, new benchmarks have been introduced to assess a varied range of abilities exhibited by these models. Notable examples including MME (Fu et al., 2023), MMMU (Yue et al., 2024), and

Benchmarks	Language	Primary Source	Task			
			Question Answering	Detection	Recognition	Information Extraction
FAMMA	EN	Textbooks Examinations	✓			
FinMME	EN	Research Reports Webpage Screenshots	✓			
MME-Finance	EN/CN	Research Reports Applications	✓			
VisFinEval	CN	Research Reports Annual Reports Examinations	✓			
CFMME	CN	ALL	✓	✓	✓	✓

Table 1: Comparison of various existing financial multimodal benchmarks.

MMBench (Liu et al., 2024) are widely employed to evaluate LVLMs’ capabilities in English. Meanwhile, benchmarks such as CMMU (He et al., 2024) and CMMMU (Zhang et al., 2024) are widely used to assess their capabilities in Chinese.

In the financial domain, practitioners often contend with a wide variety of visual data, including tables, charts, seals, and diverse document types. Effectively processing and interpreting such data is essential to the entire financial workflow. However, assessing multimodal capabilities in financial scenarios, whether in Chinese or English contexts, has not been fully explored, with notable limitations remaining. Specifically, the English benchmarks FAMMA (Xue et al., 2024) and FinMME (Luo et al., 2025) offer valuable financial multimodal evaluation, yet their coverage is relatively narrow: FAMMA is primarily drawn from textbooks and examinations, while FinMME largely relies on research reports and webpage screenshots. Meanwhile, the bilingual benchmark MME-Finance (Gan et al., 2025) is constrained by limited data volume. In Chinese, VisFinEval (Liu et al., 2025) concentrates exclusively on question answering tasks, providing limited support for a more comprehensive assessment spanning broader multimodal tasks. As shown in Table 1, resent benchmarks have limited data source and multimodal task coverage, which may result in fragmented and sometimes misleading insights. No existing bench-

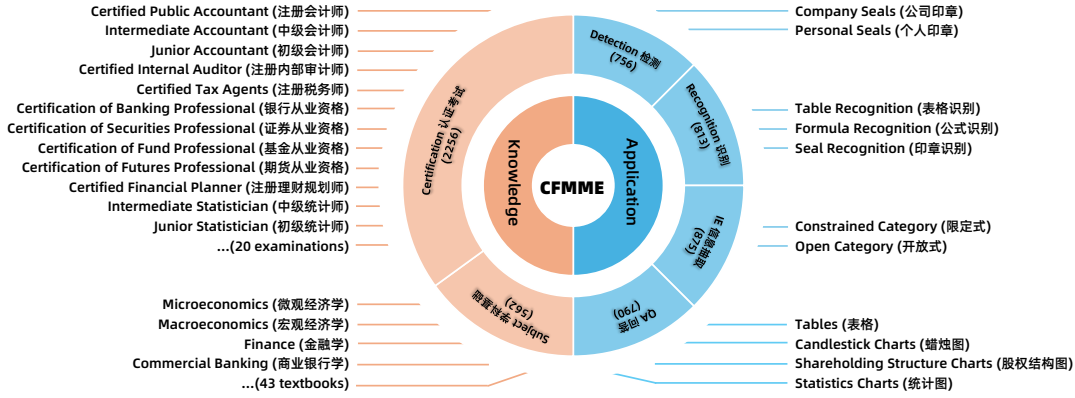


Figure 1: Overview diagram of our benchmark.

Category	Subcategory / Task	Size	Description
Knowledge	Subject	562	43 textbooks across diverse subjects
	Certification	2,256	20 types of qualification certification examinations
Application	Seal Detection	756	company seals and personal seals
	Information Extraction	875	constrained-category and open-category
	Seal Recognition	213	shapes of oval, round, square, triangle and rhombus
	Table Recognition	400	table in a single page and table across two pages
	Formula Recognition	200	formula with pure symbols and formula with Chinese characters
	Question Answering	790	tables, candlestick charts, shareholding structure charts and statistic charts
Total	-	6,052	-

Table 2: Statistics of our benchmark.

marks systematically and comprehensively assess perception, understanding, reasoning, and cognition capabilities of LVLMs across the full spectrum of financial business workflow using extensive data sources and task designs.

Inspired by CFLUE (Zhu et al., 2024) benchmark, which provides a comprehensive benchmark for evaluating through various natural language processing (NLP) tasks in Chinese, we introduce a novel benchmark named CFMME (Chinese Financial Multimodal Evaluation), which addresses the aforementioned challenges by comprehensively evaluating LVLMs through various data sources, image types, and multimodal tasks. Specifically, CFMME has the following key features: ① **Extensive Data Coverage:** It is designed to assess both academic knowledge and practical application. For the knowledge assessment, one subset is compiled from 43 textbooks across diverse subjects such as Microeconomics, Macroeconomics, and Finance. The other subset is derived from 20 types of certification examinations, which covers a wide range of difficulty levels such as Junior Accountant and Intermediate Accountant, and spans various certified domains such as Certified Tax Agent and Certified Financial Planner. For the application assessment,

based on real-world financial scenarios, data are sourced from financial websites, applications, annual reports, research reports, invoices and other visually-rich documents. ② **Rich Image Modalities:** It includes eight primary image types—tables, seals, formulas, candlestick charts, shareholding structure charts, statistical charts, documents, and others. Furthermore, these images are presented in diverse formats to reflect real-world complexities, such as blurred backgrounds, skewed layouts, carrying watermarks, captured by mobile phones, and containing handwritten text. ③ **Diverse Multimodal Tasks:** It covers four core multimodal tasks: question answering, detection/grounding, recognition, and information extraction, comprehensively assessing the perception, understanding, reasoning, and cognition capabilities of LVLMs. The recognition task is further decomposed into three sub-tasks: seal, table, and formula recognition.

The overview and statistics of CFMME are presented in Figure 1 and Table 2. In summary, the contributions of our work are three-fold:

- We propose a comprehensive Chinese financial multimodal evaluation benchmark called CFMME with 6,052 instances, spanning from

fundamental academic knowledge to complex real-world applications, covering eight primary financial image types and four core multimodal tasks.

- We conduct a thorough evaluation of 14 different LVLMs on CFMME in a zero-shot setting, providing a quantitative analysis of their strengths and weaknesses.
- In-depth analysis reveals valuable insights and guidance for enhancing LVLMs to achieve advanced levels of multimodal capabilities in the financial domain.

2 Related Works

2.1 Text-Only Financial Benchmarks

Recent advancements in Large Language Models (LLMs) have demonstrated exceptional capabilities across various complex tasks, including MMLU (Hendrycks et al., 2021), GPQA (Rein et al., 2024) and others. In the financial domain, FLUE (Shah et al., 2022) utilizes datasets from existing literature to establish a suite of benchmarks across five NLP tasks. FinanceBench (Islam et al., 2023), evaluates the performance on open book financial question answering. FinEval (Guo et al., 2025) is designed to evaluate financial domain knowledge and practical abilities, categorized into four different key areas. CFLUE (Zhu et al., 2024) provides Chinese datasets across distinct groups of NLP tasks, and is tailored for both knowledge assessment and application assessment. However, these text-only financial benchmarks assess essential language understanding capabilities while overlooking the visual information that often underpins real-world decision making.

2.2 Multimodal Financial Benchmarks

Recent advancements in LLMs have driven notable progress in LVLMs, enabling exceptional capabilities for unified visual-linguistic understanding. General-purpose multimodal benchmarks, such as MME (Fu et al., 2023), MMMU (Yue et al., 2024), and MMBench (Liu et al., 2024), have been introduced to assess the broad capabilities of LVLMs. In the financial domain, FAMMA (Xue et al., 2024) provides a benchmark for financial question-answering tasks in English, though its data primarily derives from textbooks and examinations. Similarly, FinMME (Luo et al., 2025) offers a robust evaluation framework; however, its data

mainly originates from research reports and webpage screenshots. MME-Finance (Gan et al., 2025) introduces a bilingual visual question-answering benchmark but is constrained by its limited data volume. Meanwhile, VisFinEval (Liu et al., 2025) consists of large-scale annotated question-answer pairs structured across three hierarchical scenario depths, yet it lacks support for multi-task evaluations that better represent the comprehensive multimodal characteristics of LVLMs.

3 CFMME: Chinese Financial Multimodal Evaluation

We propose CFMME, a multimodal benchmark tailored to Chinese financial domain, evaluating the proficiency of LVLMs from both knowledge and application perspective. This section provides a comprehensive introduction to CFMME, including detailed data construction (Section 3.1 and 3.2) and quality control protocols (Section 3.3).

3.1 Knowledge Assessment

According to the different data sources, we divide this assessment into two subsets: subject and certification. The subject subset is sourced from 43 publicly available textbooks, encompassing a wide range of disciplines. Similarly, the certification subset is derived from publicly accessible and challenging qualification certification examinations designed to evaluate real-world expertise and problem-solving skills. These examinations span 20 distinct types, representing various difficulty levels and certified domains. Additionally, we observe that CFLUE (Zhu et al., 2024) contains several similar examinations and certain instances with `` tags. Therefore, we extract the images by downloading them from the `src` attribute of these tags and incorporating them into our benchmark.

The original data are sourced from PDFs, Microsoft Word documents and webpage available on the Internet. We first use tools such as pdfplumber¹ and PaddleOCR² to parse these documents, and then extract questions, options, answers and explanations one by one. Finally, we remove HTML tags from the text by regular expressions, correct incorrect characters through manual annotation, and filter out all text-only instances.

After processing and annotation, we compile a

¹<https://github.com/jsvine/pdfplumber>

²<https://github.com/PaddlePaddle/PaddleOCR>

total of 2,818 instances paired with corresponding images, including 562 instances from the subject subset and 2,256 instances from the certification subset. Among them, there are multiple-choice questions and true-or-false questions, with the true-or-false questions presented in multiple-choice format. To assess the model’s capability to understand and reason both single and multiple images, this assessment contains 308 instances with multiple images and 2,510 instances with one single image. In addition, in order to increase the difficulty of answering questions, this assessment has a maximum of five options, and consists of 560 multi-answers questions and 2,258 single-answer questions. Unlike traditional text-only benchmarks and other multimodal benchmarks where both questions and options are solely provided in textual format, we deliberately introduce greater complexity and diversity by taking screenshots of the options for some questions as one or multiple images during the data processing stage. This intentional approach enriches the benchmark’s multimodal nature and adds an additional layer of challenge. Specifically, this assessment comprises 238 questions with options presented in visual format, alongside 2,580 questions with options provided in textual format.

3.2 Application Assessment

To thoroughly evaluate the capabilities of LVLMs in the financial domain, it is inadequate to rely solely on questions derived from textbooks and examinations, as establishing a more comprehensive, multidimensional evaluation framework should also capture their real-world performance and practical utility. Accordingly, we collect extensive real-world data from diverse sources, including annual reports, research reports, and other financial documents, as well as financial websites and applications. The ability to effectively perceive and interpret these images is critical for downstream decision-making and constitutes a key component of financial workflows such as underwriting, investment research, and investment advisory. Considering common multimodal tasks in financial workflows, we mainly assess the performance of LVLMs across four tasks in this assessment: detection, recognition, information extraction, and question answering.

3.2.1 Detection

Locating objects in an image is commonly referred to as object detection or visual grounding. In finan-

cial documents, accurately locating seals—which are ubiquitous—is a prerequisite for subsequent seal recognition or seal removal. Therefore, we construct seal detection task by collecting images from documents with seals and prompting LVLMs to output both the bounding box and the category of the seal (divided into company seals and personal seals).

During annotating, we first use our internally trained seal detection model to pre-label the collected data, and then use label studio³ for verification. Finally, we collect a total of 756 images, including 528 images that contain both two types of seals at the same time and 228 images that only contain one type.

3.2.2 Recognition

Accurate recognition of financial documents is essential for extracting critical information and enabling reliable interpretation. This assessment focuses on three representative and challenging element types commonly found in financial documents: seals, tables, and formulas. Seals are frequently degraded and overlap with other content, and they often contain curved or warped text and suffer from strong background interference. Recognizing tables requires recovering the complete row–column structure, including merged cells, under noisy, broken, or even missing ruling lines. Recognizing formulas that are inherently two-dimensional demands parsing spatial relationships (fractions, superscripts, subscripts, and matrices) into correct LaTeX, rather than merely recognizing individual symbols.

Seal Recognition. We select data from ICDAR 2023 competition on reading the seal title (ReST) (Yu et al., 2023a). To minimize the risk of data contamination, we only select instances from test sets, for which the competition organizers did not release annotations. Additionally, this competition only requires recognizing the seal title rather than the entire seal content, so we re-annotate this seals. After annotation, we collect a total of 206 seal images, whose shapes span a range of types, including oval, circular, square, triangular, and rhombic.

Table Recognition. We select data from ICDAR 2023 Competition on Structured Text Extraction from Visually-Rich Document Images (SVRD) (Yu et al., 2023b), TabRecSet (Yang et al., 2023), and

³<https://labelstud.io/>

in-house dataset. SVRD dataset contains more than 50 types of visually-rich document images, from which we extract tables from receipts, bills, forms, and purchase orders. TabRecSet dataset is a large-scale bi-lingual dataset for end-to-end table recognition, from which we extract tables from invoices. For in-house dataset, we extract tables from annual reports and research reports. After processing and annotation, we collect a total of 400 instances, among which 312 instances contain tables in one single page and 82 instances contains tables across two consecutive pages. To ensure diversity, our table images includes various types, such as full-line, incomplete-line, and no-line.

Formula Recognition. We select data from aforementioned textbooks and examinations. After processing and annotation, we compile 200 instances, of which 128 are formulas composed solely of mathematical symbols, whereas 72 contain symbols and Chinese characters.

We design an innovative annotation methodology. Specifically, seals, tables and formulas are first located using our internal layout analysis model. Then, for the cropped images, two state-of-the-art models, i.e., Qwen3-VL-Plus (Bai et al., 2025) and MinerU2.5 (Niu et al., 2025) are used to generate pseudo-labels. When the edit distance between two models’ results is large, we use DianJin-OCR-R1 (Chen et al., 2025) to refine. We tend to choose the instance with a larger edit distance because the inconsistency to some extent represents the difficulty of this instance. Finally, all annotations undergo rigorous verification by human annotators.

3.2.3 Information Extraction

Information extraction, which aims to jointly perform optical character recognition (OCR) and key-value pair extraction within a unified framework, has garnered increasing attention due to its pivotal role in understanding financial visually-rich documents—such as receipts, invoices, bills, bank cards, and account statements—thereby enabling automated reconciliation, compliance verification, and risk control. Currently, this task can be divided into two categories: constrained-category and open-category datasets, depending on whether the key is predefined. For the constrained-category, the target key to be extracted is given.

We select data from SVRD and CMB2017⁴.

⁴<https://www.heywhale.com/mw/dataset/5954cf1372ead054a5e25870>

SVRD dataset has two subsets: HUST-CELL and Baidu-FEST, while CMB2017 dataset contains fake cards from China Merchants Bank and other banks. For the constrained-category, data are derived from Baidu-FEST and CMB2017, whereas data for open-category are derived from HUST-CELL.

The original annotation of these datasets designed to extract entities and entity relationships is no longer applicable, so we re-annotate these datasets using a standardized JSON format. To minimize the risk of data contamination, we only select instances from test sets. Meanwile, to ensure diversity, we exclusively select images that are presented in diverse formats such as blurred backgrounds, skewed layouts, carrying watermarks, captured by mobile phones, and containing handwritten text. After processing and annotation, we finally collect 500 instances from HUST-CELL, 275 instances from Baidu-FEST, and 100 instances from CMB2017.

3.2.4 Question Answering

In financial applications, question answering extends beyond generic scene understanding to interpreting domain-specific artifacts such as candlestick charts and shareholding structure charts. LVLMS must accurately extract and reason over visual evidence—such as numerical values, axis scales, and legends—while grounding responses in financial concepts. For this assessment, we construct a dataset of financial images by combining manual curation with automated web crawling from financial documents, webpages, and application screenshots. To ensure broad coverage, the dataset includes multiple image types: tables, candlestick charts, shareholding structure charts and statistics charts (including line charts, bar charts, pie charts, and mixed charts).

We employ a multi-stage QA generation pipeline: we first utilize Qwen3-VL-Plus (Bai et al., 2025) to generate 10 candidate questions for every image. Then, human experts choose questions from these candidate questions and decide whether to increase their difficulty. In the annotation stage, we employ a parallel annotation method where both human annotators and LVLMS independently to generate preliminary answers based on questions and images. Finally, we adopt a consistency-based review workflow: if human annotators and LVLMS agree, a single expert conducts a quick validation; if they diverge, three experts perform an in-depth

assessment to establish the final ground truth.

After annotation, we compile 790 instances including 505 instances in multiple-choice format and 285 instances in open-ended format (with brief answers), which evaluates LVLMs’ ability to perform cross-modal understanding, temporal sequence recognition, horizontal comparisons, numerical calculation, causal analysis, etc.

3.3 Quality Control

To ensure high-quality annotations, we recruit a team of 20 annotators. For the knowledge assessment, three PhDs in Economics and Business Administration are employed to annotate the subject subset. For the certification subset, we engage eight experts who hold multiple professional qualification certifications. For each examination, all questions, answers, and explanations are independently reviewed and verified by three experts who have passed that examination. For the application assessment, we recruit 12 annotators, consisting of six junior annotators, three PhDs (as mentioned above) and three analysts. Six junior annotators annotate the detection, recognition and information extraction data, while three PhDs and three analysts annotate the question answering data. All of them undergo training for a week and access guidance documents. The whole annotation and review process took approximately 1600 hours.

4 Experiment

4.1 Settings

Models. We conduct experiments across a diverse range of model architectures and parameter scales, with close-source models accessed through their respective APIs and open-source models deployed locally by vLLM⁵ on 8 NVIDIA A100 GPUs. The evaluated models include GPT-4o⁶, Llama-3.2-Vision⁷, Qwen3-VL Series (Bai et al., 2025), InternVL3.5 Series (Wang et al., 2025), GLM-V Series (Team et al., 2025b), Kimi-VL Series (Team et al., 2025a), and ERNIE-4.5-VL Series (Team, 2025). More details are in Appendix A.

Metrics. In the knowledge assessment, we measure the performance using accuracy and weighed F1 score. In the application assessment, we report Mean Average Precision (mAP) for detection, 1-Normalized Edit Distance (1-NED) (Zhang

et al., 2019) for seal recognition, Character Detection Matching (CDM) and ExpRate@CDM (Wang et al., 2024) for formula recognition, Tree-Edit-Distance-based Similarity (TEDS) and Structure TEDS (Zhong et al., 2020) for table recognition, field-level F1 score (Hwang et al., 2019; Kim et al., 2022) for information extraction, and accuracy for question answering.

Prompts. Our evaluation of LVLMs is conducted in a zero-shot setting. We use a single prompt for each task, maintaining consistency by employing the same prompt within each group. Details can be found in Appendix B.

Parameters. For parameters such as temperature and top_p, we adopt the recommended settings mentioned in each model’s paper or website to elicit the best performance from each model. Details can be found in Appendix C.

4.2 Main Results

As shown in Table 3, Qwen3-VL-235B-A22B-Thinking achieves the highest average score 66.11% in the question answering task, followed by Qwen3-VL-235B-A22B-Instruct. Even the top model fails to reach 70% on our benchmark, whereas in real-world settings an accuracy of over 80% is typically required for deployment in production. In particular, on the question answering task in the application assessment, demands exceptionally strong reasoning and cognition abilities, as well as a deep understanding of financial terminology and its flexible use, the highest score is only 54.94%. These findings suggest, on the one hand, that our benchmark is highly challenging and can comprehensively evaluate the reasoning and cognition capabilities of LVLMs; on the other hand, they also indicate that the performance of LVLMs in the financial domain remains to be improved. In addition, as CFMME is tailored to the Chinese context, English-oriented models such as GPT-4o perform worse than Chinese-oriented models, which is also consistent with common expectations.

As shown in Table 4, Qwen3-VL-235B-A22B-Thinking emerges as the top performer with an average score of 77.18 on the detection, recognition and information extraction tasks, which mainly assess the perception and understanding capabilities of LVLMs. It is worth noting that existing models perform well on the recognition and information extraction task, yet they still exhibit significant shortcomings on the object detection task. Aside

⁵<https://github.com/vllm-project/vllm>

⁶<https://openai.com/index/hello-gpt-4o/>

⁷<https://www.llama.com/models/llama-3/>

Models	Avg.	Knowledge		Application
		Acc.	F1	Acc.
Kimi-VL-A3B-Instruct	27.97	36.52±0.57	39.37±0.63	19.41±0.64
Kimi-VL-A3B-Thinking	41.85	47.33±0.52	48.24±0.60	36.37±1.05
ERNIE-4.5-VL-28B-A3B	45.68	49.28±0.31	49.61±0.31	42.07±0.64
ERNIE-4.5-VL-28B-A3B-Thinking	52.70	59.40±0.26	63.38±0.22	45.99±0.74
GLM-4.1V-9B-Thinking	51.51	61.21±0.09	62.27±0.20	41.81±0.82
GLM-4.5V (non-thinking)	57.52	64.90±0.09	65.42±0.06	50.13±0.46
GLM-4.5V (thinking)	60.78	70.20±0.32	72.72±0.17	51.35±0.70
InternVL3.5-8B (non-thinking)	46.07	53.35±0.24	52.82±0.26	38.78±0.19
InternVL3.5-8B (thinking)	50.88	58.47±0.49	62.37±0.47	43.29±0.00
InternVL3.5-241B-A28B (non-thinking)	53.29	64.05±0.21	62.97±0.22	42.53±0.91
InternVL3.5-241B-A28B (thinking)	59.90	69.72±0.30	71.01±0.37	50.08±0.60
Qwen3-VL-8B-Instruct	52.83	61.85±0.48	63.25±0.47	43.80±0.70
Qwen3-VL-8B-Thinking	53.85	63.47±0.26	66.28±0.48	44.22±0.41
Qwen3-VL-235B-A22B-Instruct	<u>63.31</u>	<u>74.05±0.45</u>	<u>73.82±0.42</u>	<u>52.57±0.73</u>
Qwen3-VL-235B-A22B-Thinking	66.11	77.27±0.59	77.88±0.14	54.94±0.51
Llama-3.2-11B-Vision-Instruct	20.20	21.79±0.38	23.49±0.39	18.61±0.77
GPT-4o	46.96	56.87±0.90	58.51±0.97	37.05±0.70

Table 3: Overall comparison on question answering tasks. Scores in **bold** and underline denote the top and second-best performances. When calculating the overall average score, we use the accuracy of each assessment.

Models	Avg.	Rec					Det	IE
		Seal 1-NED	Table TEDS	STEDS	Formula CDM	ExpRate@CDM	mAP	F1
Kimi-VL-A3B-Instruct	50.39	50.86±1.34	54.20±1.04	63.31±0.81	71.44±0.14	15.83±1.18	0.00±0.00	75.46±1.29
ERNIE-4.5-VL-28B-A3B	56.61	73.86±1.20	57.49±0.50	66.91±0.70	70.98±0.98	11.67±0.62	0.00±0.00	80.71±0.39
GLM-4.5V (non-thinking)	<u>71.77</u>	77.25±0.16	<u>71.89±0.05</u>	75.91±0.07	83.24±0.16	17.00±0.00	<u>37.45±0.11</u>	<u>89.03±0.75</u>
InternVL3.5-8B (non-thinking)	59.03	65.70±0.46	59.96±0.48	68.67±0.52	<u>89.02±0.79</u>	31.17±0.85	0.19±0.04	80.29±0.62
InternVL3.5-241B-A28B (non-thinking)	59.49	60.25±1.01	65.60±0.27	72.71±0.23	88.06±0.52	27.33±0.47	0.42±0.06	83.10±0.20
Qwen3-VL-8B-Instruct	71.04	<u>79.15±0.08</u>	71.35±0.13	<u>76.60±0.09</u>	87.57±0.37	<u>36.50±0.00</u>	28.27±0.15	88.86±0.38
Qwen3-VL-235B-A22B-Instruct	77.18	88.27±0.28	78.92±0.24	81.61±0.26	95.01±0.14	49.17±0.47	<u>30.27±0.12</u>	93.43±0.34
Llama-3.2-11B-Vision-Instruct	27.42	13.44±1.13	28.92±0.21	42.46±0.19	47.23±0.44	2.67±0.24	0.00±0.00	47.52±0.38
GPT-4o	57.89	81.45±1.17	57.11±0.50	66.02±0.73	83.73±1.16	20.5±0.41	0.30±0.21	66.88±0.28

Table 4: Overall comparison on recognition, detection and information extraction tasks. Scores in **bold** and underline denote the top and second-best performances. Non-reasoning models are tested on these tasks. When calculating the overall average score, we use 1-NED, TEDS, CDM, mAP and F1 for corresponding tasks.

from Qwen3-VL series and GLM-4.5V, most models struggle to accurately localize objects. Even for the best-performing GLM-4.5V, its mAP is only 37.45, which demonstrate that fine-grained grounding remains a major challenge for current LVLMs.

We conduct three rounds of testing, and the standard deviations across all evaluation dimensions remain consistently below 1.5%, which indicates the high reliability and reproducibility of our evaluation framework and also confirming the consistency of model behaviors across multiple test rounds.

4.3 Analysis

Error Analysis. Among the incorrect responses produced by the evaluated LVLMs, Figure 2 presents representative failure cases from the top model. As shown, the dominant error patterns include hallucinations, perceived barriers, insufficient understanding of finance-specific terminol-

ogy, and irrational reasoning. These results demonstrate that even state-of-the-art models remain prone to systematic failures, and further confirm that our benchmark can comprehensively evaluate LVLMs’ capabilities in perception, understanding, reasoning, and cognition.

Cross-Modal Capability Analysis. Joint understanding and reasoning over images and text constitutes core capabilities of LVLMs, yet they remain highly challenging, particularly for financial images with complex structures and high information density. We conduct experiments on table images from the question answering task in the application assessment, where these tables can be represented losslessly using HTML format. We compare the results obtained when using (i) a table image and (ii) the HTML of the table, together with the question as input. As shown in Table 5, we find that the latter yielded better performance. These results



Figure 2: Visualization of error cases in LVLMs for our benchmarks. The red characters denote errors.

not only indicate that existing models remain inadequate at perceiving complex images accurately and comprehensively and aligning them with the linguistic modality, but also reflect the complexity and high information density of the images in our benchmark.

Multi-Orientation Analysis. In real-world applications, images obtained by financial practitioners are often not captured in an upright orientation. Therefore, we evaluate the robustness of LVLMs in handling multi-orientated images, through rotating all images from the question answering task in the application assessment by 90, 180, and 270. As shown in Table 6, it can be observed that models perform much worse on multi-orientation images than on original images, showing a performance decrease of more than 10%. These results emphasize the need for including more rotated samples in the training data to mitigate this challenge.

Models	Table Image	Table HTML
Qwen3-VL-8B-Instruct	59.09	66.67
Qwen3-VL-8B-Thinking	65.90	76.51
Qwen3-VL-235B-A22B-Instruct	61.36	75.76
Qwen3-VL-235B-A22B-Thinking	68.18	78.03

Table 5: Comparison of results obtained when using the table image and the HTML of the table together with the question as input.

Models	0°	90°	180°	270°
Qwen3-VL-8B-Instruct	43.80	31.01	32.53	31.77
Qwen3-VL-8B-Thinking	44.22	31.77	31.39	30.89
Qwen3-VL-235B-A22B-Instruct	52.57	42.53	41.90	42.15
Qwen3-VL-235B-A22B-Thinking	54.94	41.27	43.29	43.04

Table 6: Comparison of results on multi-oriented images.

5 Conclusion

This paper introduces CFMME, a novel Chinese multimodal evaluation benchmark dataset with 6,052 instances designed to evaluate the capabilities of LVLMs in the financial domain. We hope that CFMME will spur further progress in LVLMs, especially by improving their performance on Chinese financial multimodal tasks.

Acknowledgments

We thank the anonymous reviewers and the area chair for their constructive comments. The authors of this paper were supported by Qwen DianJin Team⁸ from Alibaba Cloud Computing.

Ethics

CFMME is sourced from online textbooks, examinations, documents, websites, applications, and existing shared datasets, annotated by our professional annotators. We have secured permissions for the inclusion of each dataset in CFMME. It is important to note that all datasets within CFMME carries low ethical risks, with stringent measures in place to ensure the absence of any sensitive or personally identifiable information.

Limitations

While CFMME has made a significant progress in evaluating LVLMs in the financial domain, it still has some limitations. Firstly, we use metrics such as accuracy, CDM, and TEDS to evaluate the performance, which may not provide a comprehensive assessment of LVLMs’ outputs. Secondly, focusing

⁸<https://github.com/aliyun/qwen-dianjin>

on the zero-shot setting when preparing prompts may constrain LVLMS' output quality, preventing them from performing as effectively as they do in a few-shot setting. Lastly, although CFMME covers various types of financial images, the types can be further expanded and refined in real-world.

References

- Shuai Bai, Yuxuan Cai, Ruizhe Chen, Keqin Chen, Xionghui Chen, Zesen Cheng, Lianghao Deng, Wei Ding, Chang Gao, Chunjiang Ge, Wenbin Ge, Zhifang Guo, Qidong Huang, Jie Huang, Fei Huang, Binyuan Hui, Shutong Jiang, Zhaohai Li, Mingsheng Li, and 45 others. 2025. Qwen3-vl technical report. *arXiv preprint arXiv:2511.21631*.
- Qian Chen, Xianyin Zhang, Lifan Guo, Feng Chen, and Chi Zhang. 2025. Dianjin-ocr-r1: Enhancing ocr capabilities via a reasoning-and-tool interleaved vision-language model. *arXiv preprint arXiv:2508.13238*.
- Chaoyou Fu, Peixian Chen, Yunhang Shen, Yulei Qin, Mengdan Zhang, Xu Lin, Jinrui Yang, Xiaowu Zheng, Ke Li, Xing Sun, and 1 others. 2023. Mme: A comprehensive evaluation benchmark for multimodal large language models. *arXiv preprint arXiv:2306.13394*.
- Ziliang Gan, Dong Zhang, Haohan Li, Yang Wu, Xueyuan Lin, Ji Liu, Haipang Wu, Chaoyou Fu, Zenglin Xu, Rongjunchen Zhang, and 1 others. 2025. Mme-finance: A multimodal finance benchmark for expert-level understanding and reasoning. In *Proceedings of the 33rd ACM International Conference on Multimedia*, pages 12867–12874.
- Xin Guo, Haotian Xia, Zhaowei Liu, Hanyang Cao, Zhi Yang, Zhiqiang Liu, Sizhe Wang, Jinyi Niu, Chuqi Wang, Yanhui Wang, and 1 others. 2025. Fineval: A chinese financial domain knowledge evaluation benchmark for large language models. In *Proceedings of the 2025 Conference of the Nations of the Americas Chapter of the Association for Computational Linguistics: Human Language Technologies (Volume 1: Long Papers)*, pages 6258–6292.
- Zheqi He, Xinya Wu, Pengfei Zhou, Richeng Xuan, Guang Liu, Xi Yang, Qiannan Zhu, and Hua Huang. 2024. Cmmu: A benchmark for chinese multi-modal multi-type question understanding and reasoning. *arXiv preprint arXiv:2401.14011*.
- Dan Hendrycks, Collin Burns, Steven Basart, Andy Zou, Mantas Mazeika, Dawn Song, and Jacob Steinhardt. 2021. Measuring massive multitask language understanding. *Proceedings of the International Conference on Learning Representations (ICLR)*.
- Wonseok Hwang, Seonghyeon Kim, Minjoon Seo, Jinyeong Yim, Seunghyun Park, Sungrae Park, Junyeop Lee, Bado Lee, and Hwalsuk Lee. 2019. Post-ocr parsing: building simple and robust parser via bio tagging. In *Workshop on Document Intelligence at NeurIPS 2019*.
- Pranab Islam, Anand Kannappan, Douwe Kiela, Rebecca Qian, Nino Scherrer, and Bertie Vidgen. 2023. Financebench: A new benchmark for financial question answering. *arXiv preprint arXiv:2311.11944*.
- Geewook Kim, Teakgyu Hong, Moonbin Yim, Jeongyeon Nam, Jinyoung Park, Jinyeong Yim, Wonseok Hwang, Sangdoon Yun, Dongyoon Han, and Seunghyun Park. 2022. Ocr-free document understanding transformer. In *European Conference on Computer Vision*, pages 498–517. Springer.
- Yuan Liu, Haodong Duan, Yuanhan Zhang, Bo Li, Songyang Zhang, Wangbo Zhao, Yike Yuan, Jiaqi Wang, Conghui He, Ziwei Liu, and 1 others. 2024. Mmbench: Is your multi-modal model an all-around player? In *European conference on computer vision*, pages 216–233. Springer.
- Zhaowei Liu, Xin Guo, Haotian Xia, Lingfeng Zeng, Fangqi Lou, Jinyi Niu, Mengping Li, Qi Qi, Jiahuan Li, Wei Zhang, and 1 others. 2025. Visfineval: A scenario-driven chinese multimodal benchmark for holistic financial understanding. In *Proceedings of the 2025 Conference on Empirical Methods in Natural Language Processing*, pages 24099–24157.
- Junyu Luo, Zhizhuo Kou, Liming Yang, Xiao Luo, Jinsheng Huang, Zhiping Xiao, Jingshu Peng, Chengzhong Liu, Jiaming Ji, Xuanzhe Liu, and 1 others. 2025. Finmme: Benchmark dataset for financial multi-modal reasoning evaluation. *arXiv preprint arXiv:2505.24714*.
- Junbo Niu, Zheng Liu, Zhuangcheng Gu, Bin Wang, Linke Ouyang, Zhiyuan Zhao, Tao Chu, Tianyao He, Fan Wu, Qintong Zhang, and 1 others. 2025. Mineru2. 5: A decoupled vision-language model for efficient high-resolution document parsing. *arXiv preprint arXiv:2509.22186*.
- David Rein, Betty Li Hou, Asa Cooper Stickland, Jackson Petty, Richard Yuanzhe Pang, Julien Dirani, Julian Michael, and Samuel R Bowman. 2024. Gpqa: A graduate-level google-proof q&a benchmark. In *First Conference on Language Modeling*.
- Raj Sanjay Shah, Kunal Chawla, Dheeraj Eidnani, Agam Shah, Wendi Du, Sudheer Chava, Natraj Ramman, Charese Smiley, Jiaao Chen, and Diyi Yang. 2022. When flue meets flang: Benchmarks and large pre-trained language model for financial domain. *arXiv preprint arXiv:2211.00083*.
- Baidu ERNIE Team. 2025. Ernie 4.5 technical report.
- Kimi Team, Angang Du, Bohong Yin, Bowei Xing, Bowen Qu, Bowen Wang, Cheng Chen, Chenlin Zhang, Chenzhuang Du, Chu Wei, and 1 others. 2025a. Kimi-vl technical report. *arXiv preprint arXiv:2504.07491*.

- V Team, Wenyi Hong, Wenmeng Yu, Xiaotao Gu, Guo Wang, Guobing Gan, Haomiao Tang, Jiale Cheng, Ji Qi, Junhui Ji, Lihang Pan, Shuaiqi Duan, Weihan Wang, Yan Wang, Yean Cheng, Zehai He, Zhe Su, Zhen Yang, Ziyang Pan, and 69 others. 2025b. Glm-4.5v and glm-4.1v-thinking: Towards versatile multimodal reasoning with scalable reinforcement learning. *arXiv preprint arXiv:2507.01006*.
- Bin Wang, Fan Wu, Linke Ouyang, Zhuangcheng Gu, Rui Zhang, Renqiu Xia, Bo Zhang, and Conghui He. 2024. Cdm: A reliable metric for fair and accurate formula recognition evaluation. *arXiv e-prints*, pages arXiv-2409.
- Weiyun Wang, Zhangwei Gao, Lixin Gu, Hengjun Pu, Long Cui, Xingguang Wei, Zhaoyang Liu, Linglin Jing, Shenglong Ye, Jie Shao, and 1 others. 2025. Internv13. 5: Advancing open-source multimodal models in versatility, reasoning, and efficiency. *arXiv preprint arXiv:2508.18265*.
- Siqiao Xue, Xiaojing Li, Fan Zhou, Qingyang Dai, Zhixuan Chu, and Hongyuan Mei. 2024. Famma: A benchmark for financial domain multilingual multimodal question answering. *arXiv preprint arXiv:2410.04526*.
- Fan Yang, Lei Hu, Xinwu Liu, Shuangping Huang, and Zhenghui Gu. 2023. A large-scale dataset for end-to-end table recognition in the wild. *Scientific Data*, 10(1):110.
- Wenwen Yu, Mingyu Liu, Mingrui Chen, Ning Lu, Yulong Wen, Yuliang Liu, Dimosthenis Karatzas, and Xiang Bai. 2023a. Icdar 2023 competition on reading the seal title. In *International Conference on Document Analysis and Recognition*, pages 522–535. Springer.
- Wenwen Yu, Chengquan Zhang, Haoyu Cao, Wei Hua, Bohan Li, Huang Chen, Mingyu Liu, Mingrui Chen, Jianfeng Kuang, Mengjun Cheng, and 1 others. 2023b. Icdar 2023 competition on structured text extraction from visually-rich document images. In *International Conference on Document Analysis and Recognition*, pages 536–552. Springer.
- Xiang Yue, Yuansheng Ni, Kai Zhang, Tianyu Zheng, Ruoqi Liu, Ge Zhang, Samuel Stevens, Dongfu Jiang, Weiming Ren, Yuxuan Sun, and 1 others. 2024. Mmmu: A massive multi-discipline multimodal understanding and reasoning benchmark for expert agi. In *Proceedings of the IEEE/CVF Conference on Computer Vision and Pattern Recognition*, pages 9556–9567.
- Ge Zhang, Xinrun Du, Bei Chen, Yiming Liang, Tongxu Luo, Tianyu Zheng, Kang Zhu, Yuyang Cheng, Chunpu Xu, Shuyue Guo, and 1 others. 2024. Cmmu: A chinese massive multi-discipline multimodal understanding benchmark. *arXiv preprint arXiv:2401.11944*.
- Rui Zhang, Yongsheng Zhou, Qianyi Jiang, Qi Song, Nan Li, Kai Zhou, Lei Wang, Dong Wang, Minghui Liao, Mingkun Yang, and 1 others. 2019. Icdar 2019 robust reading challenge on reading chinese text on signboard. In *2019 international conference on document analysis and recognition (ICDAR)*, pages 1577–1581. IEEE.
- Xu Zhong, Elaheh ShafieiBavani, and Antonio Jimeno Yepes. 2020. Image-based table recognition: data, model, and evaluation. In *European conference on computer vision*, pages 564–580. Springer.
- Jie Zhu, Junhui Li, Yalong Wen, and Lifan Guo. 2024. Benchmarking large language models on cflue—a chinese financial language understanding evaluation dataset. In *Findings of ACL*, pages 5673–5693.

A Models

Table 7 provides more details of the LVLMS we evaluated, including the size of the model’s parameters, mode, access method and creator.

B Prompts

Figure 3 to Figure 9 illustrate the evaluation prompts used in the experiments.

C Parameters

Table 8 provides more details of parameters used in the inference stage, including temperature, top_p and presence_penalty. All other parameters are set to default.

D Detailed Performance

For the knowledge assessment, Table 9 shows the performance in accuracy and weighted F1 per subset on the question answering task. For the application assessment, Table 10 shows the performance in F1 score per source on the information extraction task, while Table 11 shows the performance in mAP per category on the detection task.

E Examples

Figure 10 to Figure 17 show some examples in our benchmark.

Models	#Param.	Mode	Access	Creator
Kimi-VL-A3B-Instruct	16B-A3B	Instruct	Weights	Moonshot AI
Kimi-VL-A3B-Thinking	16B-A3B	Thinking	Weights	Moonshot AI
ERNIE-4.5-VL-28B-A3B	28B-A3B	Instruct	Weights	Baidu
ERNIE-4.5-VL-28B-A3B-Thinking	28B-A3B	Thinking	Weights	Baidu
GLM-4.1V-9B-Thinking	9B	Thinking	Weights	Zhipu AI
GLM-4.5V	106B-A12B	Hybrid	Weights	Zhipu AI
InternVL3.5-8B	8B	Hybrid	Weights	Shanghai AI Lab
InternVL3.5-241B-A28B	241B-A28B	Hybrid	Weights	Shanghai AI Lab
Qwen3-VL-8B-Instruct	8B	Instruct	Weights	Alibaba
Qwen3-VL-8B-Thinking	8B	Thinking	Weights	Alibaba
Qwen3-VL-235B-A22B-Instruct	235B-A22B	Instruct	Weights	Alibaba
Qwen3-VL-235B-A22B-Thinking	235B-A22B	Thinking	Weights	Alibaba
Llama-3.2-11B-Vision-Instruct	11B	Instruct	Weights	Meta
GPT-4o	UnKown	UnKown	API	OpenAI

Table 7: Details of LVLMs benchmarked in this paper.

Models	temperature	top_p	presence_penalty
Kimi-VL-A3B-Instruct	0.2	1.0	0.0
Kimi-VL-A3B-Thinking	0.8	1.0	0.0
ERNIE-4.5-VL-28B-A3B	0.2	0.8	0.0
ERNIE-4.5-VL-28B-A3B-Thinking	0.6	0.95	0.0
GLM-4.1V-9B-Thinking	0.8	0.6	0.0
GLM-4.5V (non-thinking)	1.0	0.0001	0.0
GLM-4.5V (thinking)	1.0	0.0001	0.0
InternVL3.5-8B (non-thinking)	0.8	0.8	0.0
InternVL3.5-8B (thinking)	0.6	0.95	1.5
InternVL3.5-241B-A28B (non-thinking)	0.8	0.8	0.0
InternVL3.5-241B-A28B (thinking)	0.6	0.95	1.5
Qwen3-VL-8B-Instruct	0.7	0.8	1.5
Qwen3-VL-8B-Thinking	0.6	0.95	0.0
Qwen3-VL-235B-A22B-Instruct	0.7	0.8	1.5
Qwen3-VL-235B-A22B-Thinking	0.6	0.95	0.0
Llama-3.2-11B-Vision-Instruct	0.6	0.9	0.0
GPT-4o	1.0	1.0	0.0

Table 8: Parameters used in the inference stage.

Prompt Template

请回答以上的选择题，回答的最后一行必须遵循以下格式：
 答案：\boxed{选项字母}（如\boxed{A}或\boxed{AB}等等）
 Please answer the multiple-choice questions above. The last line of your response must follow this format:
 Answer: \boxed{option letter} (e.g., \boxed{A} or \boxed{AB}, etc.)

Figure 3: Prompt used in the knowledge assessment.

Prompt Template

请回答上面的问题，最后将答案置于 \boxed{ }。
 Please answer the above question, and put the final answer in \boxed{ }.

Figure 4: Prompt used for the question answering task in the application assessment.

Prompt Template

请识别图中印章的文字内容。不需要其它解释，请严格按照如下格式直接输出：
Please recognize the text on the seal in the image. No other explanation is needed. Please output strictly in the following format:
`\text{content here}`

Figure 5: Prompt used for the seal recognition task in the application assessment.

Prompt Template

请将图中的公式转成 LaTeX 格式。不需要其它解释，请严格按照如下格式直接输出：
Please convert the formula in the image into LaTeX format. No other explanation is needed. Please output strictly in the following format:
````latex`  
latex here  
`````

Figure 6: Prompt used for the formula recognition task in the application assessment.

Prompt Template

请将图中的表格转成 HTML 格式。如果是跨页的表格，请先进行合并后输出。除表格以外的其它内容请不要输出。不需要其它解释，请严格按照如下格式直接输出：
Please convert the table in the image into HTML format. If the table spans multiple pages, please merge it first before outputting. Do not output anything other than the table. No other explanation is needed. Please output strictly in the following format:
````html`  
html here  
`````

Figure 7: Prompt used for the table recognition task in the application assessment.

Prompt Template

请框选图中所有的公司印章和个人印章，严格按照以下的 JSON 格式输出：
Please locate bounding boxes of all company seals and personal seals in the image, and output strictly in the following JSON format:
````json`  
[  
 {  
 "bbox\_2d": [x\_min, y\_min, x\_max, y\_max],  
 "label": "" // 公司印章或个人印章  
 },  
 ...  
]  
`````

Figure 8: Prompt used for the detection task in the application assessment.

Prompt Template

假设你是一位信息抽取专家，请抽取给定图像中的关键信息，并以 JSON 格式返回，不需要解释。如果某个字段不存在，请返回空字符串。请严格按照如下 JSON 格式输出：
 You are an information extraction expert. Please extract the key information from the given image and return it in JSON format, with no explanation. If a field does not exist, return an empty string. Please output strictly in the following JSON format:
 {schema}

Figure 9: Prompt used for the information extraction task in the application assessment.

| Models | Subject | | Certification | |
|--------------------------------------|-------------------|-------------------|-------------------|-------------------|
| | Acc. | F1 | Acc. | F1 |
| Kimi-VL-A3B-Instruct | 37.54±0.63 | 39.61±0.79 | 36.26±0.56 | 39.34±0.63 |
| Kimi-VL-A3B-Thinking | 46.26±0.67 | 46.25±0.64 | 47.59±0.55 | 48.76±0.68 |
| ERNIE-4.5-VL-28B-A3B | 48.16±0.51 | 48.00±0.50 | 49.56±0.38 | 50.07±0.36 |
| ERNIE-4.5-VL-28B-A3B-Thinking | 64.35±1.22 | 66.23±1.31 | 58.17±0.18 | 62.65±0.16 |
| GLM-4.1V-9B-Thinking | 56.88±1.05 | 58.37±0.80 | 62.43±0.40 | 63.38±0.46 |
| GLM-4.5V (non-thinking) | 60.02±0.47 | 61.65±0.39 | 66.12±0.04 | 66.41±0.10 |
| GLM-4.5V (thinking) | 68.51±1.19 | 70.94±1.02 | 70.69±0.40 | <u>73.18±0.38</u> |
| InternVL3.5-8B (non-thinking) | 53.68±1.30 | 52.81±1.27 | 53.27±0.26 | <u>52.78±0.26</u> |
| InternVL3.5-8B (thinking) | 63.35±1.29 | 65.55±1.47 | 57.25±0.30 | 61.51±0.29 |
| InternVL3.5-241B-A28B (non-thinking) | 63.70±0.67 | 63.00±0.75 | 64.14±0.41 | 62.96±0.45 |
| InternVL3.5-241B-A28B (thinking) | 71.77±0.80 | 72.04±0.57 | 69.21±0.21 | 70.66±0.32 |
| Qwen3-VL-8B-Instruct | 68.09±0.30 | 68.41±0.16 | 60.30±0.62 | 61.98±0.54 |
| Qwen3-VL-8B-Thinking | 69.87±0.99 | 71.35±0.71 | 61.88±0.25 | 65.00±0.41 |
| Qwen3-VL-235B-A22B-Instruct | 76.69±0.63 | <u>76.32±0.64</u> | <u>73.39±0.62</u> | 73.13±0.56 |
| Qwen3-VL-235B-A22B-Thinking | 80.66±0.59 | 81.05±0.86 | 76.42±0.76 | 77.06±0.35 |
| Llama-3.2-11B-Vision-Instruct | 25.44±0.25 | 27.29±0.39 | 20.88±0.50 | 22.59±0.49 |
| GPT-4o | 59.61±1.33 | 60.53±1.49 | 56.19±0.96 | 58.19±1.09 |

Table 9: Performance of per subset in the knowledge assessment. Scores in **bold** and underline denote the top and second-best performances.

| Models | HUST-CELL | Baidu-FEST | CMB2017 |
|-------------------------------|-------------------|-------------------|-------------------|
| Kimi-VL-A3B-Instruct | 75.66±1.44 | 79.82±0.24 | 49.33±0.38 |
| ERNIE-4.5-VL-28B-A3B | 81.22±0.43 | 78.44±0.14 | 65.84±0.44 |
| GLM-4.5V | 89.81±0.82 | 84.71±0.07 | <u>68.07±0.09</u> |
| InternVL3.5-8B | 81.36±0.69 | 72.51±0.25 | 59.73±0.81 |
| InternVL3.5-241B-A28B | 83.68±0.21 | 80.14±0.09 | 67.07±0.84 |
| Qwen3-VL-8B-Instruct | 89.82±0.43 | 84.89±0.05 | 58.80±0.49 |
| Qwen3-VL-235B-A22B-Instruct | 94.01±0.39 | 90.88±0.09 | 75.20±0.59 |
| Llama-3.2-11B-Vision-Instruct | 48.31±0.40 | 44.54±0.59 | 22.20±0.75 |
| GPT-4o | 66.90±0.35 | 68.33±0.50 | 60.67±1.27 |

Table 10: Performance in F1 score per source on the information extraction task. Scores in **bold** and underline denote the top and second-best performances.

| Models | company | personal |
|-----------------------------|-------------------|-------------------|
| GLM-4.5V | 54.86±0.27 | 19.33±0.07 |
| Qwen3-VL-8B-Instruct | 15.41±0.21 | 40.78±0.24 |
| Qwen3-VL-235B-A22B-Instruct | 10.58±0.21 | 49.28±0.11 |

Table 11: Performance in mAP per category on the detection task. Scores in **bold** and underline denote the top and second-best performances.

Example

| | 2006年 | 2007年 | 2008年 | 2009年 | 2010年 | 2011年 | 2012年 |
|------|-----------------|----------------|------------------|------------------|-----------------|------------------|------------------|
| 当年最佳 | 证券
(331.60) | 船舶
(552.01) | 医疗保健
(-37.17) | 汽车
(246.39) | 医疗保健
(78.06) | 酿酒
(-20.04) | 证券
(35.73) |
| 当年最差 | 互联网
(30.31) | 互联网
(44.11) | 船舶
(-83.40) | 电力
(41.33) | 证券
(-40.46) | 半导体
(-48.11) | 电信营运
(-29.89) |
| | 2013年 | 2014年 | 2015年 | 2016年 | 2017年 | 2018年 | |
| 当年最佳 | 互联网
(183.84) | 证券
(158.66) | 家居用品
(154.32) | 酿酒
(25.65) | 酿酒
(84.58) | 旅游
(-3.11) | |
| 当年最差 | 煤炭
(-38.94) | 日化
(-1.36) | 证券
(-21.59) | 公共交通
(-34.76) | 文教休闲
(31.17) | 环境保护
(-50.38) | |

Subject

投资学原理及应用

Principles and Applications of Investment

Question

下表统计了中国股市2006~2018年涨跌幅度最大的行业，投资人据此主要可以体会四大投资准则中()的重要性。

The table below summarizes the industries in China's stock market with the largest gains and losses from 2006 to 2018. Based on this, investors can mainly appreciate the importance of which of the following four investment principles?

A. 尊重市场、适应市场

A. Respect the market and adapt to the market

B. 投资收益和投资风险形影相随

B. Investment returns and investment risks always go hand in hand

C. 牛熊市周而复始

C. Bull and bear markets occur in cycles

D. 分散投资降低风险

D. Diversification reduces risk

Answer

D

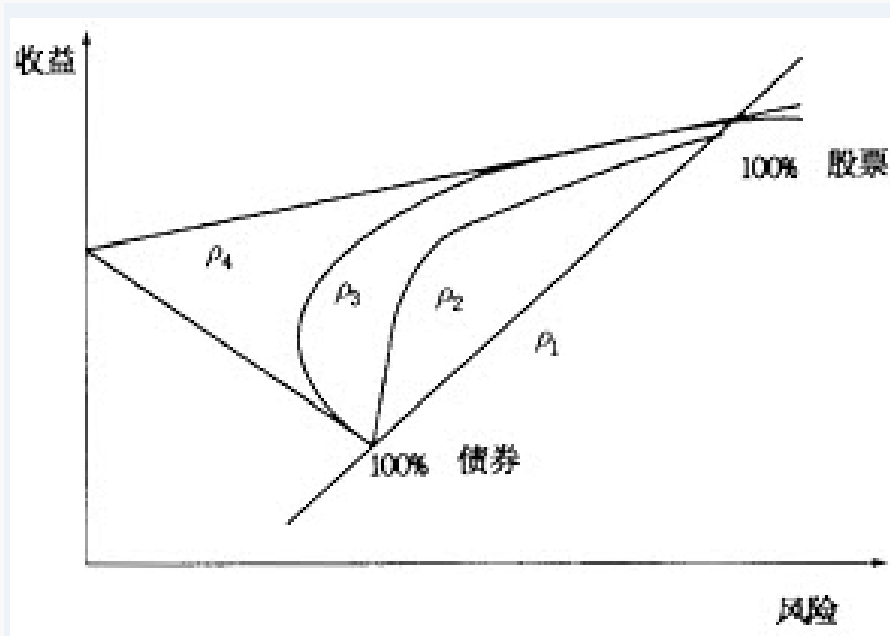
Analysis

无法从图中找到不同行业股票涨跌规律，只能分散投资。

It is impossible to identify consistent patterns of stock price rises and falls across different industries from the chart, so diversification is necessary.

Figure 10: An example in subject subset of the knowledge assessment.

Example



Subject

证券专项考试

Specialized Securities Examination

Question

资产组合的收益-风险特征如图所示，下列说法错误的是()。

The return-risk characteristics of an asset portfolio are shown in the figure. Which of the following statements is incorrect?

- A. p4对应的资产组合能最有效地降低风险
- A. The portfolio corresponding to p4 can reduce risk most effectively.
- B. 组合风险大小排序为：p4p3p2p1
- B. The ranking of portfolio risk from highest to lowest is: p4, p3, p2, p1.
- C. p1对应的资产组合不可能降低风险
- C. The portfolio corresponding to p1 cannot reduce risk.
- D. p1表示组成组合的两个资产不相关
- D. p1 indicates that the two assets forming the portfolio are uncorrelated.

Answer

D

Analysis

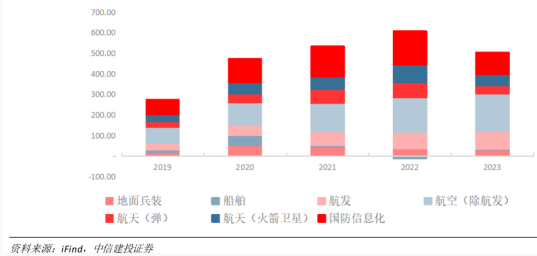
p1表示组成组合的两个资产完全正相关，完全正相关的资产组成的组合无法分散风险。

p1 indicates that the two assets in the portfolio are perfectly positively correlated. A portfolio composed of perfectly positively correlated assets cannot diversify risk.

Figure 11: An example in the certification subset of the knowledge assessment.

Example

图表10: 2019-2023年军工细分板块归母净利润(亿元)



资料来源: iFind, 中信建投证券

Question

2019-2023年里, 军工细分板块里, 哪一年某一细分板块亏损? (请输出年份; 若无, 则输出无)

During 2019-2023, in which year did any sub-sector within the defense industry incur a loss? (Please output the year; if none, output "None".)

Answer

2022

Figure 12: An example of the question answering task in the application assessment.

Example



Answer

石家庄市住房和城乡建设局

Figure 13: An example of the seal recognition task in the application assessment.

Example

$$\text{应交所得税} = \left(\frac{\text{利润} - \text{公允价值变动损益} + \text{计提的存货跌价准备} + \text{本期会计折旧大于税收折旧的差额}}{\text{总额}} \right) \times \text{税率}$$

Answer

应交所得税 = \left(\text{利润总额} - \text{公允价值变动损益} + \text{计提的存货跌价准备} + \text{本期会计折旧大于税收折旧的差额} \right) \times \text{税率}

Figure 14: An example of the formula recognition task in the application assessment.

Example

| 业务板块 | 主要产品或服务 | 主要产品规格和型号 |
|---------|---------------|------------------------------------|
| 有载分接开关 | 埋入式油中熄弧有载分接开关 | CMD、CMB、CM、CV、ZMD、ZV、ZM、SY □ ZZ、CF |
| | 埋入式真空有载开关 | SHZV、VCM、VCV、ZVM、ZVMD、ZVV |
| | 干式有载分接开关 | CZ、CVT |
| | 其他设备 | 包括分接开关电动机构、分接开关控制器、有载分接开关滤油机等 |
| 无励磁分接开关 | | 笼型、鼓型、条形 |
| 高压电器及其他 | | 高压隔离开关、高压断路器、敞开式组合电器等 |

Answer

```
<table>
  <tr>
    <td>业务板块</td>
    <td>主要产品或服务</td>
    <td>主要产品规格和型号</td>
  </tr>
  <tr>
    <td rowspan="4">有载分接开关</td>
    <td>埋入式油中熄弧有载分接开关</td>
    <td>CMD、CMB、CM、CV、ZMD、ZV、ZM、SY □ ZZ、CF</td>
  </tr>
  <tr>
    <td>埋入式真空有载开关</td>
    <td>SHZV、VCM、VCV、ZVM、ZVMD、ZVV</td>
  </tr>
  <tr>
    <td>干式有载分接开关</td>
    <td>CZ、CVT</td>
  </tr>
  <tr>
    <td>其他设备</td>
    <td>包括分接开关电动机构、分接开关控制器、有载分接开关滤油机等</td>
  </tr>
  <tr>
    <td colspan="2">无励磁分接开关</td>
    <td>笼型、鼓型、条形</td>
  </tr>
  <tr>
    <td colspan="2">高压电器及其他</td>
    <td>高压隔离开关、高压断路器、敞开式组合电器等</td>
  </tr>
</table>
```

Figure 15: An example of the table recognition task in the application assessment.

Example

合并资产负债表（续）

编制单位：浙江国有资本运营集团有限公司 2020年3月31日 单位：人民币元

| 项 目 | 期末余额 | 期初余额 |
|------------------------|--------------------|--------------------|
| 流动资产： | | |
| 货币资金 | 1,071,754,086.00 | 804,754,106.07 |
| 以公允价值计量且其变动计入当期损益的金融资产 | | |
| 衍生金融资产 | | |
| 应收票据 | 65,768,506.47 | 10,200,000.00 |
| 应收账款 | 700,956,061.21 | 875,039,398.11 |
| 预收款项 | 2,412,125,672.37 | 1,867,796,075.02 |
| 应收职工薪酬 | 18,590,434.19 | 46,183,897.11 |
| 应交税费 | 221,751,257.71 | 224,408,364.73 |
| 其他应付款 | 1,865,959,868.02 | 2,057,581,413.34 |
| 其中：应付利息 | 896,147,687.11 | 395,494,353.78 |
| 应付股利 | 6,326,024.37 | 6,326,024.37 |
| 持有待售资产 | | |
| 一年内到期的非流动资产 | 5,364,708,655.78 | 4,804,708,655.78 |
| 其他流动资产 | 220,114,508.49 | 189,578,002.16 |
| 流动资产合计 | 11,941,729,050.24 | 10,940,141,912.32 |
| 非流动资产： | | |
| 长期应收款 | 54,716,554,886.01 | 53,169,820,149.18 |
| 应付债券 | 28,268,543,737.47 | 19,577,343,737.47 |
| 其中：优先股 | | |
| 永续债 | | |
| 长期应付款 | 4,650,724,251.55 | 5,277,988,817.86 |
| 长期应付职工薪酬 | | |
| 预计负债 | | |
| 递延收益 | 71,807,385.62 | 34,413,476.62 |
| 递延所得税负债 | | |
| 其他非流动资产 | 3,126,500,000.00 | 3,126,500,000.00 |
| 非流动资产合计 | 82,834,130,240.65 | 81,186,066,181.13 |
| 负债合计 | 94,775,839,290.89 | 92,126,298,093.45 |
| 所有者权益： | | |
| 实收资本 | 3,000,000,000.00 | 3,000,000,000.00 |
| 其他权益工具 | | |
| 其中：优先股 | | |
| 永续债 | | |
| 资本公积 | 26,313,714,215.64 | 25,978,339,744.64 |
| 减：库存股 | | |
| 其他综合收益 | 2,211,719.71 | 2,216,374.71 |
| 专项储备 | | |
| 盈余公积 | 1,611,578,160.54 | 1,611,578,160.54 |
| 一般风险准备 | 15,847,590.48 | 15,847,590.48 |
| 未分配利润 | 24,225,425,092.52 | 24,082,649,742.55 |
| 归属于母公司所有者权益合计 | 55,168,735,778.89 | 54,090,631,612.58 |
| 少数股东权益 | 4,661,165,879.90 | 4,664,682,794.64 |
| 所有者权益合计 | 59,829,882,658.82 | 59,355,314,407.56 |
| 负债和所有者权益总计 | 154,605,741,949.71 | 151,481,522,301.01 |

法定代表人：印 伍军 主管会计工作负责人：印 胡钧 会计机构负责人：印 尤伟

```
## Answer
[{"bbox_2d": [473, 149, 806, 479], "label": "company"}, {"bbox_2d": [249, 2120, 407, 2279], "label": "personal"}, {"bbox_2d": [686, 2127, 844, 2280], "label": "personal"}, {"bbox_2d": [1125, 2100, 1274, 2252], "label": "personal"}]
```

Figure 16: An example of the detection task in the application assessment.

Example



```
## Answer
{"name": "深圳龙大高速公路有限公司通行费机打发票", "code": "144031900114", "number": "51213321", "entry": "广东大岭山", "exit": "广东罗阳主线站", "staff": "1554", "type": "客一", "weight": "0.00吨", "amount": "4.00元", "time": "2020-09-13 18:44:50"}
```

Figure 17: An example of the information extraction task in the application assessment.