

# Three-dimensional orbital-free density functional theory description of nuclear pasta in the inner crust of neutron stars

Yo Nakamura<sup>1,\*</sup> and Kazuyuki Sekizawa<sup>1,2,3,†</sup>

<sup>1</sup>*Department of Physics, School of Science, Institute of Science Tokyo, Tokyo 152-8550, Japan*

<sup>2</sup>*Nuclear Physics Division, Center for Computational Sciences, University of Tsukuba, Ibaraki 305-8577, Japan*

<sup>3</sup>*RIKEN Nishina Center, Saitama 351-0198, Japan*

(Dated: May 28, 2026)

**Background:** In the bottom layer of the inner crust of neutron stars, various crystalline structures are expected to emerge that are collectively called “nuclear pasta.” It is desired to know properties of nuclear pasta in a wide variety of conditions (*e.g.* densities, proton fractions, temperatures, for various equations of state) for astrophysical applications. However, three-dimensional fully-microscopic calculations require huge computational effort that makes it still challenging to carry out systematic calculations.

**Purpose:** In this paper, we propose an efficient method to calculate various nuclear pasta configurations in a non-empirical manner, without specifying *a priori* resulting geometric shapes, based on three-dimensional orbital-free density functional theory (OF-DFT). We demonstrate the feasibility of the proposed approach by applying it to densities throughout the inner crust of neutron stars.

**Methods:** As a first application of OF-DFT for nuclear pasta, we employ the second-order extended Thomas-Fermi (ETF) expansion of Skyrme energy density functional (EDF) to construct an EDF that depends only on neutron and proton number densities. Based on the variational principle, we derive Euler-Lagrange equations to determine optimal neutron and proton density distributions and solve them self-consistently, applying the gradient descent method. In the present paper, we call this approach the self-consistent ETF (SC-ETF) method.

**Results:** We perform three-dimensional SC-ETF calculations with  $16^3$ ,  $24^3$ ,  $32^3$ , and  $40^3$  fm<sup>3</sup> boxes with periodic boundary conditions. Starting from randomly-generated initial density distributions, we successfully obtain various pasta structures, depending on given average nucleon number densities, consistent with earlier studies. Moreover, we find other exotic structures, such as deformed nuclei, bending and/or connected rods, as well as slabs with a hole, etc., in a transitional regime between conventional pasta phases, underlining the advantage of the self-consistent formalism.

**Conclusions:** We demonstrate that the SC-ETF method proposed in this study, which can be regarded as a realization of OF-DFT, is a promising tool that can efficiently describe complex pasta structures without empirical assumptions on geometric shapes. Further extensions, *e.g.* to include finite-temperature and/or shell effects, or to refine the quality of the orbital-free EDF itself, are possible to increase the reliability and applicability of this method.

## I. INTRODUCTION

An ultimate goal of nuclear physics is to understand the wide variety of facets of physics of many-nucleon systems, not only nuclear structure and reactions of atomic nuclei but also nuclear matter properties in neutron stars, in a microscopic unified framework. Furthermore, we aim to understand astrophysical phenomena, such as nucleosynthesis, supernova explosions, neutron star cooling, oscillation modes of neutron stars, pulsar glitches, neutron star mergers and associated gravitational waveforms, and so forth, based upon the microscopic physics behind them. For such astrophysical applications, it is important to provide microscopic inputs of nuclear matter properties under various environments (density or pressure, proton fraction, temperature, magnetic field, etc.) for a variety of equations of state (EoSs). This paper aims to contribute to the development of an efficient microscopic framework that allows us to perform systematic calculations of nuclear matter properties with greatly reduced computational costs.

One of the promising frameworks to realize the goal would be nuclear density functional theory (DFT), which is the only microscopic approach at present that can describe properties of finite nuclei across the nuclear chart up to the superheavies as well as nuclear matter in neutron stars on the same footing. DFT is based on the Hohenberg-Kohn theorem [1] which proves the existence of the so-called energy density functional (EDF),  $E[n]$ , which, in principle, provides the ground-state energy and the (one-body) number density  $n(\mathbf{r})$  of a quantum many-body system, through the variational principle. In practical calculations, mainly to take into account quantum mechanical shell effects, the Kohn-Sham (KS) scheme [2] has been employed, where so-called KS orbitals,  $\phi_i(\mathbf{r})$  ( $i = 1, \dots, N$ , where  $N$  is the number of particles in the system), are introduced, expressing the number density as  $n(\mathbf{r}) = \sum_{i=1}^N |\phi_i(\mathbf{r})|^2$  and the EDF as  $E[n] = T[n] + E'[n]$ , where  $T = \frac{\hbar^2}{2m} \int \sum_{i=1}^N |\nabla \phi_i(\mathbf{r})|^2 d\mathbf{r}$  is the kinetic energy in terms of the KS orbitals and  $E'[n]$  is the rest. In such a DFT with the KS scheme (KS-DFT), the variation with respect to the KS orbitals leads to the KS equations which take a similar form as Hartree(-Fock) or self-consistent field equations. In fact, in nuclear physics community, it has been developed as the Hartree-Fock (HF) theory with an effective nucleon-nucleon interaction [3]. The use of Skyrme-type contact effec-

\* nakamura.y.5324@m.isct.ac.jp

† sekizawa@phys.sci.isct.ac.jp

tive interactions with a density-dependent term, which mimics three-body interactions and medium effects, leads to an expression of energy density as a functional of various local one-body densities, which we refer to as a Skyrme-EDF. A global fitting of (around 10) parameters in the Skyrme-EDF allows us to reproduce experimental as well as observational knowledge of atomic nuclei and nuclear matter (and neutron stars) employing a single EDF. A close relationship with KS-DFT lies behind the successful global description of many-nucleon systems within the Skyrme-HF approach.

Although KS-DFT is a powerful theoretical framework to study a variety of phenomena in many-nucleon systems, it requires substantial computational effort, especially to describe the inner crust of neutron stars, where crystalline structure of protons and neutrons coexists with gas of dripped neutrons, whose dimensionality varies with the density. Since the description of the inner crust requires the use of a number of orbitals in an optimal unit cell volume (roughly 10–100 fm on one side), systematic calculations for a wide range of densities, temperatures, and magnetic fields, with different choices of EDFs, still require heroic effort. Moreover, if pairing correlations that lead to superfluidity of neutrons and superconductivity of protons are taken into account, the computational cost increases further due to the treatment of unoccupied orbitals (see, *e.g.*, Refs. [4–9]). For the purpose of systematic calculations of the inner crust of neutron stars, a reduction of the computational cost is highly desired.

A possible way to greatly reduce the computational cost is to use an EDF that is purely represented as a functional of number densities, without invoking the Kohn-Sham orbitals. This “orbital free” description aligns with the original idea of DFT by Hohenberg and Kohn [1], which is nowadays referred to as *orbital-free DFT* (OF-DFT) in the literature to emphasize its distinct character from KS-DFT. In fact, recently, there has been renewed interest in OF-DFT in the nuclear physics community [10–16]. The serious question is whether it is really possible to describe the shell effects in atomic nuclei and, thus, the magic numbers as well as deformation, based on OF-DFT. A correct description of the shell effects was the actual motivation to introduce the KS orbitals in KS-DFT [2]. One may pessimistically expect that it is not possible—however, it has recently been shown to be possible based on machine learning techniques [12–14]. These works showed that such an EDF does exist, although its explicit functional form is yet hidden inside a black box of machine learning. Very recently, it has been shown that the use of a non-local kinetic EDF made it possible to incorporate shell effects in OF-DFT [15]. The proven feasibility of the orbital-free description encourages us to seek further developments and possibilities of OF-DFT for nuclear systems, especially for the description of the neutron star crusts.

Although its existence has been proven [1, 12–15], the practical construction of the EDF is a longstanding issue. In fact, in the field of nuclear physics, such an EDF description was extensively explored more than half a century ago (see, *e.g.*, Refs. [17–19], and references therein), which were rooted with the successful semi-empirical Bethe-Weizsäcker mass formula proposed in 1935, and led to development of

the so-called extended Thomas-Fermi (ETF) approach [20]. The ETF approach offers a way to derive semi-classical expressions of kinetic energy density  $\tau_q(\mathbf{r})$  and spin-orbit density  $\mathbf{J}_q(\mathbf{r})$ , which are given as functionals of number density  $n_q(\mathbf{r})$  [20–22], based on the semi-classical  $\hbar$ -expansion developed by Wigner [23] and Kirkwood [24]. As a result, a Skyrme-EDF, which is represented as a functional of  $n_q(\mathbf{r})$ ,  $\tau_q(\mathbf{r})$ , and  $\mathbf{J}_q(\mathbf{r})$ , becomes a pure functional of neutron and proton number densities, *i.e.*  $E[n_q, \nabla n_q, \Delta n_q]$  ( $q = \{n, p\}$ ). It can be regarded as a sort of meta-generalized gradient approximation (meta-GGA) functional in terms of DFT in condensed matter physics [25]. On one hand, it had originally been regarded as a semi-classical approximation to the Skyrme-HF theory, on the other hand, it can be regarded as an approximation of the EDF of OF-DFT, in the same sense as one regards Skyrme-HF as KS-DFT.

In this paper, we report three-dimensional (3D) OF-DFT calculations of nuclear pasta structures in the inner crust of neutron stars, employing the second-order (up to the order of  $\hbar^2$ ) ETF functional derived from Skyrme-EDFs, as a first step of 3D OF-DFT calculations for nuclear pasta. The extension to a higher-order expansion (such as the  $\hbar^4$  order) is formally straightforward (see, *e.g.*, Ref. [26]). We derive the working (Euler-Lagrange) equations based on the variational principle and solve them using the gradient descent method in a fully self-consistent manner. In this paper, the latter method is called the self-consistent ETF (SC-ETF) method.

The self-consistent determination of density distribution is the distinctive feature of the SC-ETF method that differs from existing ETF calculations for the inner crust of neutron stars. That is, in the most of existing ETF calculations, the density distribution  $n_q(\mathbf{r})$  is conventionally parametrized by a physics-motivated function (*e.g.*, Wood-Saxon-type shape for clusters with background neutron gas) and the parameters in the function are optimized to minimize the total energy of the system (see, *e.g.*, Ref. [27]). On one hand, this conventional prescription has been shown to correctly describe standard nuclear pasta structures, such as spherical, rod- and slab-shaped clusters. On the other hand, it is possible to miss some exotic structures that cannot be expressed by the presumed form of the density distribution. By applying the SC-ETF method, we show that we can obtain various inhomogeneous structures in a non-empirical manner, just by solving the SC-ETF equations starting from a randomly-generated initial density distributions. Moreover, we find exotic structures such as deformed clusters, branching rods, holed slabs, etc., in transitional regimes between standard pasta configurations. We demonstrate usefulness and limitations of the present SC-ETF method in describing nuclear pasta in the inner crust of neutron stars and discuss possible future directions.

The article is organized as follows. In Sec. II, we describe the formalism of the SC-ETF method. In Sec. III, we present the results of SC-ETF calculations for  $^{40}\text{Ca}$ , to discuss numerical stability/instability, as well as nuclear pasta. Finally, a summary and perspective are given in Sec. IV.

## II. METHODS

### A. ETF approximation for a Skyrme-type EDF

Let us start with defining the total energy of a finite nucleus,

$$E_{\text{nuc}} = \int \left( \mathcal{E}_{\text{kin}}(\mathbf{r}) + \mathcal{E}_{\text{Sky}}(\mathbf{r}) + \mathcal{E}_{\text{Coul}}^{(p)}(\mathbf{r}) \right) d\mathbf{r}, \quad (1)$$

where  $\mathcal{E}_{\text{kin}}(\mathbf{r})$ ,  $\mathcal{E}_{\text{Sky}}(\mathbf{r})$ , and  $\mathcal{E}_{\text{Coul}}^{(p)}(\mathbf{r})$  are energy densities associated with the nucleon kinetic term, nucleon-nucleon nuclear interactions, and Coulomb interactions between protons, respectively. The spatial integration is performed in the whole space. The kinetic and a Skyrme-type EDF are given, respectively, by

$$\begin{aligned} \mathcal{E}_{\text{kin}}(\mathbf{r}) &= \sum_q \frac{\hbar^2}{2m_q} \tau_q(\mathbf{r}), \\ \mathcal{E}_{\text{Sky}}(\mathbf{r}) &= B_1 n^2(\mathbf{r}) + B_2 \sum_q n_q^2(\mathbf{r}) + B_3 n(\mathbf{r}) \tau(\mathbf{r}) \\ &+ B_4 \sum_q n_q(\mathbf{r}) \tau_q(\mathbf{r}) - B_5 (\nabla n(\mathbf{r}))^2 - B_6 \sum_q (\nabla n_q(\mathbf{r}))^2 \\ &+ n^\alpha(\mathbf{r}) \left[ B_7 n^2(\mathbf{r}) + B_8 \sum_q n_q^2(\mathbf{r}) \right] \\ &- B_9 \left[ \mathbf{J}(\mathbf{r}) \cdot \nabla n(\mathbf{r}) + \sum_q \mathbf{J}_q(\mathbf{r}) \cdot \nabla n_q(\mathbf{r}) \right], \end{aligned} \quad (2)$$

where  $m_q$  is the nucleon mass and  $B_i$  ( $i = 1, 2, \dots, 9$ ) are the coefficients that are adjusted to reproduce known properties of finite nuclei and nuclear matter. The explicit expressions in terms of Skyrme parameters ( $t_0, t_1, t_2, t_3, x_0, x_1, x_2, x_3$ , and  $\alpha$ ) can be found in, *e.g.*, Ref. [26]. A standard Coulomb functional is given by

$$\mathcal{E}_{\text{Coul}}^{(p)}(\mathbf{r}) = \frac{e^2}{2} n_p(\mathbf{r}) \int \frac{n_p(\mathbf{r}')}{|\mathbf{r} - \mathbf{r}'|} d\mathbf{r}' - \frac{3}{4} e^2 \left( \frac{3}{\pi} \right)^{1/3} n_p^{4/3}(\mathbf{r}), \quad (4)$$

where the second term is the local density approximation (LDA) of the exchange term, which is also known as the Slater approximation.

When we consider nuclear pastas in neutron stars, we assume that nucleons form Coulomb lattices with periodic structure. In practical calculations, we focus on a finite-size simulation cell with volume  $V$ , imposing the periodic boundary conditions. In addition, we impose the charge neutrality condition,  $n_e = \bar{n}_p$ , assuming a uniform background neutron density. Here,  $\bar{n}_p$  represents the average proton density in the simulation cell,  $\bar{n}_p = \frac{1}{V} \int_V n_p(\mathbf{r}) d\mathbf{r}$ . The energy per simulation cell is given by

$$E_{\text{cell}} = \int_V \left( \mathcal{E}_{\text{kin}}(\mathbf{r}) + \mathcal{E}_{\text{Sky}}(\mathbf{r}) + \mathcal{E}_{\text{kin}}^{(e)}(\mathbf{r}) + \mathcal{E}_{\text{Coul}}(\mathbf{r}) \right) d\mathbf{r}, \quad (5)$$

where  $\mathcal{E}_{\text{kin}}^{(e)}$  and  $\mathcal{E}_{\text{Coul}}(\mathbf{r})$  are energy densities associated with the kinetic energy of electrons and Coulomb interactions between charged particles (including both electrons and protons), respectively. The first and second terms are the same as

those defined in Eqs. (2) and (3). The electrons are treated as the relativistic homogeneous gas, whose kinetic energy density is given by

$$\mathcal{E}_{\text{kin}}^{(e)} = \frac{m_e^4 c^5}{8\pi^2 \hbar^3} \left[ (2x_e^3 + x_e) \sqrt{1 + x_e^2} - \ln \left( x_e + \sqrt{1 + x_e^2} \right) \right], \quad (6)$$

where  $m_e$  is the mass of electrons and  $x_e$  is a non-dimensional number defined in terms of the electron density  $n_e$  as  $x_e \equiv \hbar(3\pi^2 n_e)^{1/3} / (m_e c)$ . Note that  $\mathcal{E}_{\text{kin}}^{(e)}$  has no spatial dependence, since  $n_e$  is assumed to be uniform.

The Coulomb EDF is defined by

$$\mathcal{E}_{\text{Coul}} = n_c(\mathbf{r}) \Phi_c(\mathbf{r}) - \frac{3}{4} e^2 \left( \frac{3}{\pi} \right)^{1/3} n_p^{4/3}(\mathbf{r}) + \frac{3}{8} e^2 \left( \frac{3}{\pi} \right)^{1/3} n_e^{4/3}, \quad (7)$$

where  $n_c(\mathbf{r}) \equiv n_p(\mathbf{r}) - n_e$  is the charge density and the Coulomb potential  $\Phi_c(\mathbf{r})$  satisfies the Poisson equation,

$$-\nabla^2 \Phi_c(\mathbf{r}) = 4\pi e^2 n_c(\mathbf{r}). \quad (8)$$

Note that the third term of Eq. (7) is the LDA of the exchange term of electrons, while the second term is that of protons. The coefficients of these exchange terms are different because of the relativistic corrections for electrons. This expression of the electron exchange term can be found in, *e.g.*, Ref. [28]. In practice, we choose the origin of the Coulomb potential to eliminate the direct Coulomb term:

$$\int_V \Phi_c(\mathbf{r}) d\mathbf{r} = 0. \quad (9)$$

In the ETF approach [20], the kinetic energy density,  $\tau_q(\mathbf{r})$ , and the anti-symmetric part of the spin-orbit density,  $\mathbf{J}_q(\mathbf{r})$ , are expressed in terms of the number density,  $n_q(\mathbf{r})$ , and are expanded with respect to the order of  $\hbar$  as follows:

$$\tau_q^{(\text{ETF})}[n_q] = \tau_q^{(\text{TF})}[n_q] + \tau_q^{(2)}[n_q] + \tau_q^{(4)}[n_q] + \dots, \quad (10)$$

$$\mathbf{J}_q^{(\text{ETF})}[n_q] = \mathbf{J}_q^{(2)}[n_q] + \mathbf{J}_q^{(4)}[n_q] + \dots, \quad (11)$$

where  $\tau_q^{(\text{TF})}[n_q]$  is the well-known Thomas-Fermi expression,  $\tau_q^{(\text{TF})}[n_q] = \frac{3}{5} (3\pi^2)^{2/3} n_q^{5/3}$ , which corresponds to LDA.  $\tau_q^{(k)}[n_q]$  and  $\mathbf{J}_q^{(k)}[n_q]$  ( $k = 2, 4, \dots$ ) represent the semi-classical corrections of the order of  $\hbar^k$  to the kinetic energy and the spin-orbit densities, respectively. Note that there is no contribution to the spin-orbit density in the leading order, reflecting the quantum mechanical character of the spin-orbit interaction. The second-order corrections to the kinetic energy and spin-orbit densities are given, respectively, as follows [20–22, 26, 29] (We omit here, for the sake of compactness, the coordinate index “(r)”):

$$\begin{aligned} \tau_q^{(2)}[n_q] &= \frac{1}{36} \frac{(\nabla n_q)^2}{n_q} + \frac{1}{3} \Delta n_q + \frac{1}{6} \frac{\nabla n_q \cdot \nabla f_q}{f_q} + \frac{1}{6} n_q \frac{\Delta f_q}{f_q} \\ &- \frac{1}{12} n_q \frac{(\nabla f_q)^2}{f_q^2} + \frac{1}{2} \left( \frac{2m_q}{\hbar^2} \right)^2 n_q \frac{\mathbf{W}_q^2}{f_q^2}, \end{aligned} \quad (12)$$

$$\mathbf{J}_q^{(2)}[n_q] = -\frac{2m_q}{\hbar^2} n_q \frac{\mathbf{W}_q}{f_q}, \quad (13)$$

where the function  $f_q$  is defined as  $f_q(\mathbf{r}) \equiv m_q/m_q^*(\mathbf{r})$  with the effective mass given by

$$\frac{\hbar^2}{2m_q^*(\mathbf{r})} = \frac{\hbar^2}{2m_q} + B_3 n(\mathbf{r}) + B_4 n_q(\mathbf{r}). \quad (14)$$

$W_q(\mathbf{r})$  is the spin-orbit form factor [cf. Eq. (23)]. The first term of Eq. (12) is known as the Weiza cker correction.

In this way, the ETF approach offers a way to construct an EDF that is given purely as a functional of neutron and proton number densities:

$$\begin{aligned} & \mathcal{E}_{\text{kin}}[\tau_q(\mathbf{r})] + \mathcal{E}_{\text{Sky}}[n_q(\mathbf{r}), \tau_q(\mathbf{r}), J_q(\mathbf{r})] \\ & \xrightarrow{\text{ETF}} \mathcal{E}_{\text{ETF}}[n_q(\mathbf{r})], \quad q = \{n, p\}. \end{aligned} \quad (15)$$

The principal purpose of this study is to introduce the idea of the SC-ETF method and to demonstrate how it works in practice for the description of nuclear pasta structures in the inner crust of neutron stars. Therefore, for the sake of simplicity, we omit the 4th- and higher-order semi-classical corrections in the present study that significantly simplifies the equations. In the following, we refer to the 2nd-order ETF expansion of Skyrme-EDF simply as ETF-EDF.

## B. Conventional ETF method

Since the EDF in the ETF approach is a functional of neutron and proton number densities, the problem now is to find the optimal density distributions that minimize the total energy of the system. To find the optimal structure of nuclear matter for a given baryon number density, it is customary to parametrize the nucleon density, *e.g.*, as

$$n_q(\mathbf{r}) = \delta_{q,n} n_n^{\text{gas}} + \frac{n_q^{\text{liq}} - \delta_{q,n} n_n^{\text{gas}}}{1 + \exp[(r - r_q)/a_q]}, \quad (16)$$

where  $n_n^{\text{gas}}$  represents the number density of background neutron gas,  $n_q^{\text{liq}}$  and  $a_q$  denote the maximum density and diffuseness of clusters, respectively. The  $n_n^{\text{gas}}$ ,  $n_q^{\text{liq}}$ , and  $a_q$  are parameters that are adjusted to minimize the total energy of the system. This kind of parameterizations has been routinely used in the past, not only for finite nuclei (see, *e.g.*, Ref. [30]), but also for the inner crust of neutron stars (see, *e.g.*, Refs. [27,31]).

It was shown that the above parametrization (with  $n_n^{\text{gas}} = 0$ ) can nicely reproduce the density distribution in full HF calculations, except undulations reflecting nodal structures of single-particle wave functions. We can expect that the parametrization (16) can capture gross behavior of density distributions in the inner crust as well. However, a possible drawback of using the parametrized density distribution is that it cannot describe exotic structures that are outside the realm of the simple parametrization of Eq. (16). For example, complicated structures such as a gyroid-like pattern have been observed in microscopic Skyrme HF calculations [32]. On one hand, such microscopic calculations can describe arbitrary structures, taking into account quantum mechanical

effects at the mean-field level, on the other hand, it requires quite large computational resources to solve hundreds to a few thousands of complex, non-linear partial differential equations on a 3D lattice that make it a challenging task to carry out systematic calculations for various densities, temperatures, proton fractions, with different EDFs.

## C. SC-ETF method

On one hand, the conventional ETF treatment makes calculations easier and simplifies discussions, on the other hand, configurations that can be captured by the parametrized form are certainly limited, which could overlook exotic structures other than simple geometric shapes of spheres, rods, and slabs, and similar anti-pasta configurations. Here we propose a method to release the assumption (16) and to determine the optimal density distribution self-consistently, in a non-empirical manner, which we call SC-ETF in the present paper.

In the SC-ETF method, the system is described by functions  $\phi_p(\mathbf{r})$  and  $\phi_n(\mathbf{r})$  that are defined as the square root of  $n_p(\mathbf{r})$  and  $n_n(\mathbf{r})$ , respectively. An advantage of using  $\phi_q$  instead of  $n_q$  is that  $n_q$  is always kept positive ( $n_q = \phi_q^2$ ) as it should be. Instead of assuming any functional form of density distributions, in the SC-ETF method we directly optimize the functions  $\phi_p(\mathbf{r})$  and  $\phi_n(\mathbf{r})$  which are represented in real space, discretizing 3D Cartesian coordinates into a uniform mesh.

### 1. Equations for finite nuclei

When we calculate the ground state of a finite nucleus composed of  $N$  neutrons and  $Z$  protons, we minimize the following quantity:

$$E' \equiv E_{\text{nuc}} - \mu_n \left( \int n_n(\mathbf{r}) d\mathbf{r} - N \right) - \mu_p \left( \int n_p(\mathbf{r}) d\mathbf{r} - Z \right), \quad (17)$$

where  $\mu_n$  and  $\mu_p$  are the Lagrange multipliers to obtain desired particle numbers. Requiring  $E'$  to be stationary with respect to the functional derivative, we obtain the following equation:

$$\hat{h}_q[\phi_n, \phi_p] \phi_q(\mathbf{r}) = \mu_q \phi_q(\mathbf{r}), \quad q = \{n, p\}. \quad (18)$$

Here, the Hamiltonian-like operator,  $\hat{h}_q[\phi_n, \phi_p]$  is defined as  $(1/2)\delta E/\delta \phi_q$  and its explicit form reads

$$\hat{h}_q[\phi_n, \phi_p] = -\frac{1}{9} \nabla \cdot \frac{\hbar^2}{2m_q^*(\mathbf{r})} \nabla + V_q(\mathbf{r}), \quad (19)$$

where the mean-field potential  $V_q(\mathbf{r})$  is defined as

$$\begin{aligned} V_q(\mathbf{r}) &= \frac{\hbar^2}{2m} \left[ 3\pi^2 n_q^{2/3}(\mathbf{r}) f_q(\mathbf{r}) + \frac{1}{3} \Delta f_q(\mathbf{r}) - \frac{1}{12} \frac{|\nabla f_q(\mathbf{r})|^2}{f_q(\mathbf{r})} \right] \\ &\quad - \frac{1}{2} \frac{2m}{\hbar^2} \frac{|W_q(\mathbf{r})|^2}{f_q(\mathbf{r})} + U_q(\mathbf{r}) \end{aligned} \quad (20)$$

with

$$\begin{aligned}
U_q(\mathbf{r}) &= 2B_1n(\mathbf{r}) + 2B_2n_q(\mathbf{r}) + B_3\tau(\mathbf{r}) + B_4\tau_q(\mathbf{r}) \\
&+ 2B_5\Delta n(\mathbf{r}) + 2B_6\Delta n_q(\mathbf{r}) + (\alpha + 2)B_7n^{\alpha+1}(\mathbf{r}) \\
&+ B_8 \left[ \alpha n^{\alpha-1}(\mathbf{r}) \sum_{q'} n_{q'}^2(\mathbf{r}) + 2n^\alpha(\mathbf{r})n_q(\mathbf{r}) \right] \\
&+ B_9 [\nabla \cdot \mathbf{J}(\mathbf{r}) + \nabla \cdot \mathbf{J}_q(\mathbf{r})] + \delta_{q,p}V_{\text{Coul}}(\mathbf{r}), \quad (21)
\end{aligned}$$

$$V_{\text{Coul}}(\mathbf{r}) = e^2 \int \frac{n_p(\mathbf{r}')}{|\mathbf{r} - \mathbf{r}'|} d\mathbf{r}' - e^2 \left( \frac{3}{\pi} \right)^{1/3} n_p^{1/3}(\mathbf{r}), \quad (22)$$

$$W_q(\mathbf{r}) = -B_9 \nabla [n(\mathbf{r}) + n_q(\mathbf{r})]. \quad (23)$$

Note that these expressions of the mean-field potentials,  $U_q(\mathbf{r})$ ,  $V_{\text{Coul}}(\mathbf{r})$ , and  $W_q(\mathbf{r})$ , are the same as those used in standard Skyrme HF calculations.

## 2. Equations for neutron star matter

To calculate neutron star matter, we minimize the following quantity,  $\Omega$ , instead of  $E'$  (17):

$$\Omega \equiv E_{\text{cell}} - \mu \left( \int_V n(\mathbf{r}) d\mathbf{r} - A \right), \quad (24)$$

where  $A$  stands for the number of nucleons per simulation cell. Here,  $\mu$  is a Lagrange multiplier to control the number of nucleons. Since we minimize the energy by adjusting neutron, proton, and electron densities, the  $\beta$  equilibrium condition is automatically satisfied through the minimization.

By performing variations with respect to  $\phi_q$  and requiring the stationary condition,  $\delta\Omega/\delta\phi_q = 0$ , we obtain the following equations:

$$\hat{h}_n[n_p, n_n]\phi_n(\mathbf{r}) = \mu\phi_n(\mathbf{r}), \quad (25)$$

$$\hat{h}_p[n_p, n_n]\phi_p(\mathbf{r}) = (\mu - \mu_e)\phi_p(\mathbf{r}), \quad (26)$$

where  $\hat{h}_q\phi_q \equiv \frac{1}{2}\delta E_{\text{cell}}[n_n, n_p, n_e]/\delta\phi_q$ , and  $\mu_e \equiv \frac{1}{V}\partial E_{\text{cell}}/\partial n_e$  is the chemical potential of electrons, which is given by

$$\mu_e = \sqrt{\hbar^2 c^2 (3\pi^2 n_e)^{2/3} + m_e^2 c^4} + \frac{e^2}{2} \left( \frac{3}{\pi} \right)^{1/3} n_e^{1/3}. \quad (27)$$

While Eq. (25) can be derived in the same way as in the case of finite nuclei, the derivation of Eq. (26) requires a caution. That is,  $E_{\text{cell}}$  depends on the electron density  $n_e$ , which depends implicitly on the proton density due to the charge neutrality condition,  $n_e = \frac{1}{V} \int_V n_p(\mathbf{r}) d\mathbf{r}$ . As a result, an additional term emerges from  $(\partial E_{\text{cell}}/\partial n_e)(\partial n_e/\partial\phi_p) = 2\mu_e\phi_p$ , which makes the difference between Eqs. (25) and (26). The explicit form of  $\hat{h}_q$  is the same as that defined in Eq. (19) except that  $V_{\text{Coul}}(\mathbf{r})$  defined in Eq. (22) is replaced with the following expression,

$$\Phi_c(\mathbf{r}) - e^2 \left( \frac{3}{\pi} \right)^{1/3} n_p^{1/3}(\mathbf{r}). \quad (28)$$

If we define the chemical potentials of protons and neutrons  $\mu_p$  and  $\mu_n$  as

$$\mu_q \equiv \frac{\delta E_{\text{cell}}[n_n, n_p, n_e]}{\delta n_q(\mathbf{r})}, \quad q = \{n, p\}, \quad (29)$$

one can readily show that Eqs. (25) and (26) satisfy  $\mu = \mu_n$  and  $\mu_p = \mu - \mu_e$ , *i.e.*, the  $\beta$  equilibrium condition,

$$\mu_n = \mu_p + \mu_e. \quad (30)$$

Because of Eqs. (25) and (26),  $\mu_q$  defined in Eq. (29) can also be calculated as

$$\mu_q = \frac{1}{N_q} \int_V \phi_q(\mathbf{r}) \hat{h}_q \phi_q(\mathbf{r}) d\mathbf{r}, \quad (31)$$

where  $N_q$  denotes the number of neutrons ( $q = n$ ) or protons ( $q = p$ ) in the simulation cell.

## D. Implementation of SC-ETF on 3D mesh

There were several attempts to solve ETF by self-consistently determining density distributions [48,49]. Those works employ, however, some implicit technique that makes 3D calculations difficult. Probably because of this fact, such self-consistent calculations were limited to systems with spherical or cylindrical symmetries. To realize 3D SC-ETF calculations, in this work we employ a simple explicit method, *i.e.*, the gradient-descent method.

The gradient-descent method is an algorithm to minimize some function, say  $F[\xi]$ , by optimizing the parameters characterizing the system,  $\xi = \{\xi_1, \xi_2, \dots\}$ . In the gradient-descent method, starting from certain initial values, the parameters are optimized iteratively by subtracting the gradient of the function,

$$\xi_i^{(n+1)} = \xi_i^{(n)} - \alpha \frac{\partial F}{\partial \xi_i}, \quad (32)$$

where  $\alpha$  controls the weight of the modification. When the changes of the parameters become negligibly small, the system is at a (local) minimum of the function. In the present case, the parameters are  $\phi_p(\mathbf{r})$  and  $\phi_n(\mathbf{r})$  and the function to be minimized is  $E'$  for finite nuclei or  $\Omega$  for neutron star matter, which were defined, respectively, in Eqs. (17) and (24).

In the case of finite nuclei, the function to be minimized is  $E'$  given in Eq. (17). Treating the functional derivative as the gradient, we obtain

$$\phi_q^{(n+1)}(\mathbf{r}) = \mathcal{N} \left\{ \phi_q^{(n)}(\mathbf{r}) - \frac{\Delta\tau}{\hbar} \hat{h}_q[\phi_q^{(n)}]\phi_q^{(n)}(\mathbf{r}) \right\}, \quad (33)$$

where  $\phi_q^{(n)}$  represents the function  $\phi_q$  in the  $n$ th step of iterations and  $\Delta\tau$  is a small positive constant that controls the speed of convergence. Here,  $\mathcal{N}$  represents normalization so that a given set of particle numbers ( $N, Z$ ) are maintained.

TABLE I. This table shows stability and instability of SC-ETF calculations for  $^{40}\text{Ca}$  in a computational box of volume  $\simeq 25^3 \text{ fm}^3$  with various mesh spacings. From left to right columns, it shows: the name of EDF used, the reference to the EDF, the exponent of the density-dependent term  $\alpha$ , the nucleon effective mass, ranges of  $\Delta x$  in which the calculation gets diverged, oscillated, or converged, and total energy of  $^{40}\text{Ca}$  with  $\Delta x = 1.2 \text{ fm}$ . For the nucleon mass  $m_q$ , we adopt the average nucleon mass of  $m = 938.918756 \text{ MeV}/c^2$  for both neutrons and protons except SKRA, where in the latter functional  $m = 938 \text{ MeV}/c^2$  is used following the original paper [33].

EDF	Ref.	$\alpha$	$m^*/m$	Diverged	Densities oscillated	Converged	$E_{\text{tot}}(\Delta x = 1.2)$ (MeV)
T6	[34]	1/3	1	-	-	$0.4 \leq \Delta x \leq 2.0$	-367.15
RATP	[35]	1/5	0.67	-	-	$0.4 \leq \Delta x \leq 2.0$	-360.98
NRAPR	[36]	0.14416	0.69	-	$\Delta x = 0.4$	$0.5 \leq \Delta x \leq 2.0$	-364.48
NRAPRii	[37]	0.14416	0.69	-	$0.4 \leq \Delta x \leq 0.6$	$0.7 \leq \Delta x \leq 2.0$	-372.18
SQMC650	[38]	1/6	0.78	$\Delta x = 0.4$	$0.5 \leq \Delta x \leq 0.6$	$0.7 \leq \Delta x \leq 2.0$	-331.37
SQMC700	[38]	1/6	0.76	$\Delta x \leq 0.5$	$\Delta x = 0.6$	$0.7 \leq \Delta x \leq 2.0$	-356.47
SkM*	[39]	1/6	0.79	$\Delta x \leq 0.7$	-	$0.8 \leq \Delta x \leq 2.0$	-366.16
SIII	[40]	1	0.76	$\Delta x \leq 0.7$	-	$0.8 \leq \Delta x \leq 2.0$	-376.14
SKRA	[33]	0.1422	0.75	$\Delta x \leq 0.7$	-	$0.8 \leq \Delta x \leq 2.0$	-376.94
SII	[41]	1	0.58	$\Delta x = 0.4$	$0.5 \leq \Delta x \leq 0.9$	$1.0 \leq \Delta x \leq 2.0$	-360.89
SKA	[42]	1/3	0.61	$\Delta x \leq 0.6$	$0.7 \leq \Delta x \leq 0.9$	$1.0 \leq \Delta x \leq 2.0$	-360.48
KDE	[43]	0.169	0.76	$\Delta x \leq 0.9$	-	$1.0 \leq \Delta x \leq 2.0$	-377.37
SLyIII1.0	[44]	1	1.00	$\Delta x \leq 1.0$	-	$1.1 \leq \Delta x \leq 2.0$	-389.60
SLyIII0.9	[44]	1	0.90	$\Delta x \leq 1.0$	-	$1.1 \leq \Delta x \leq 2.0$	-387.32
SLyIII0.8	[44]	1	0.80	$\Delta x \leq 1.0$	-	$1.1 \leq \Delta x \leq 2.0$	-385.10
SLyIII0.7	[44]	1	0.70	$\Delta x \leq 1.0$	-	$1.1 \leq \Delta x \leq 2.0$	-382.86
KDE0v	[43]	0.1676	0.72	$\Delta x \leq 1.1$	-	$1.2 \leq \Delta x \leq 2.0$	-383.83
KDE0v1	[43]	0.1673	0.74	$\Delta x \leq 1.1$	-	$1.2 \leq \Delta x \leq 2.0$	-383.29
SIV	[40]	1	0.47	$\Delta x \leq 1.2$	-	$1.3 \leq \Delta x \leq 2.0$	-
SLy4	[45]	1/6	0.70	$\Delta x \leq 1.1$	$1.2 \leq \Delta x \leq 1.4$	$1.5 \leq \Delta x \leq 2.0$	-733.46
LNS	[46]	0.16667	0.83	$\Delta x \leq 1.6$	-	$1.7 \leq \Delta x \leq 2.0$	-
Skz-1	[47]	0.1694	0.70	$\Delta x \leq 2.0$	-	-	-

In the case of neutron star matter, the function to be minimized is  $\Omega$  given in Eq. (24). Using again the functional derivatives, we find

$$\phi_n^{(n+1)}(\mathbf{r}) = \phi_n^{(n)}(\mathbf{r}) - \frac{\Delta\tau}{\hbar} \left( \hat{h}_n[\phi_q^{(n)}] - \mu \right) \phi_n^{(n)}(\mathbf{r}), \quad (34)$$

$$\phi_p^{(n+1)}(\mathbf{r}) = \phi_p^{(n)}(\mathbf{r}) - \frac{\Delta\tau}{\hbar} \left( \hat{h}_p[\phi_q^{(n)}] - \mu + \mu_e[\phi_p^{(n)}] \right) \phi_p^{(n)}(\mathbf{r}). \quad (35)$$

Note, in practice, that we set the chemical potential  $\mu$  as an input parameter of the calculation. In such a case, the numbers of nucleons are automatically adjusted and, thus, normalization is not necessary. To ensure the charge neutrality condition,  $\mu_e$  is updated with the number of protons at each iteration.

### III. RESULTS AND DISCUSSION

#### A. Benchmark calculations for $^{40}\text{Ca}$

To allow arbitrary shapes of nuclear pasta to emerge, we employ the 3D coordinate-space representation for the functions  $\phi_q$  (and thus all the densities). In practice, we discretize a cubic simulation cell with a side length  $L$  into a uniform mesh with a mesh spacing  $\Delta x$ . The first and second derivatives are calculated with the 15-point finite-difference formulas. The isolated (box) boundary conditions are adopted for calculations for  $^{40}\text{Ca}$ . Naively, one may expect that the numerical

result to converge to a certain solution as  $\Delta x$  decreases, since  $\Delta x \rightarrow 0$  corresponds to the continuum limit. We find, however, that the results sometimes become unstable for small values of  $\Delta x$ , at least for second-order ETF functionals, depending on the choice of Skyrme EDFs. Thus, before showing results for nuclear pasta, let us first discuss the stability and instability of SC-ETF calculations, taking a  $^{40}\text{Ca}$  nucleus as a benchmarking example.

To investigate the instability problem, we examine 22 Skyrme parameter sets that cover a wide range of EoS parameters: SLy4 [45] and SkM\* [39], as frequently used standard choices, and, following Ref. [31], SQMC650 [38], SQMC700 [38], KDE [43], KDE0v1 [43], LNS [46], NRAPRii [37], NRAPR [36], SII [41], SIII [40], SIV [40], SKA [42], SKRA [33], Skz-1 [47] (except BSk22 and BSk24 as our ETF-EDF does not include the extended density-dependent terms). In addition, we also examine KDE0v [43], RATP [35], T6 [34], and SLyIII $x$  ( $x = \{0.7, 0.8, 0.9, 1.0\}$ ) [44].

In Table I, we list selected information of the 22 EDFs. The key information, the ranges of the numerical instability and stability, can be found in the fifth to seventh columns. The order of EDFs in Table I corresponds to their numerical stability, *i.e.*, T6 and RATP are the most stable ones, whereas Skz-1 is not. We regard the calculation stable when we could obtain a reasonably-behaving convergent solution. For the convergence criteria for the calculations of  $^{40}\text{Ca}$ , we require that the variance becomes a very small value, that is,  $\sigma_\mu^2 \equiv \langle \phi_q | \hat{h}_q^2 | \phi_q \rangle / N_q - \langle \phi_q | \hat{h}_q | \phi_q \rangle^2 / N_q^2 < 10^{-10} \text{ MeV}^2$ . In

all calculations for  $^{40}\text{Ca}$ , the initial density is taken to be a Woods-Saxon form,  $n_q(\mathbf{r}) = n_0/(1 + \exp[(r-R)/a])$ , with  $R = 1.2 \times A^{1/3}$  fm and  $a = 0.5$  fm. The normalization factor  $n_0$  is adjusted to provide  $N = Z = 20$  in the present case. The mesh spacing  $\Delta x$  is changed in a range of  $[0.4, 2.0]$  fm with a 0.1-fm step. To keep the size of the computational box nearly constant, we set the number of grid points by  $25 \text{ fm}/\Delta x$ , rounding off decimal fractions.

First, we find that the EDFs of T6 and RATP always provide convergent solutions of SC-ETF calculations for  $^{40}\text{Ca}$  for the examined interval of  $\Delta x = [0.4, 2.0]$  fm. We consider that the stability of T6 is originated from its simplified form of the EDF. That is, when the effective mass is equal to the bare nucleon mass, *i.e.*  $m^*/m = 1$ , the function  $f_q(\mathbf{r}) = m_q/m_q^*(\mathbf{r})$  loses its coordinate dependence and various terms that contain the gradient of the function  $f_q(\mathbf{r})$  disappear, greatly simplifying the working equations. Indeed, T6, one of the most stable EDFs among the examined, was designed to have exactly this simplified structure (by imposing specific relationships between coupling constants,  $m^*/m = 1$  is ensured for all densities). We note that even though SLyIII.x parameter sets [44], where “x.x” ( $= \{0.7, 0.8, 0.9, 1.0\}$ ) refers to the value of  $m^*/m$ , include the case of  $m^*/m = 1.00$ , SLyIII.1.0 is designed to have  $m^*/m = 1.00$  only at the saturation density. Thus, the derivative of the function  $f_q(\mathbf{r})$  does not vanish for SLyIII.1.0 and we consider that it is the reason why there is no clear difference between SLyIII.1.0 and others.

The stability of RATP can not be explained by the effective mass which is not unity ( $m^*/m = 0.67$ ). We point out here that both T6 and RATP parameter sets employ a fractional power for the density dependent term in the Skyrme EDF, and thus it is irrelevant to the instability problem. The stability of RATP will be discussed in the next subsection.

The functionals except T6 and RATP become unstable even for  $\Delta x$  larger than 0.4 fm. A typical example is SLy4, one of the widely used standard EDFs, where the calculation diverges already at  $\Delta x = 1.1$  fm, which is larger than the mesh spacing that has been usually used in 3D Skyrme HF calculations (0.8–1.0 fm). Moreover, even though we obtain convergent solutions for  $1.2 \leq \Delta x \leq 1.4$  fm, we find that the total energy largely deviates from what  $^{40}\text{Ca}$  would have. To clarify this point, the total energy  $E_{\text{tot}}$  of  $^{40}\text{Ca}$  (with center-of-mass corrections) calculated for  $\Delta x = 1.2$  fm is listed in the eighth column of Table I. It is evident that SLy4 provides significantly larger binding energy from the empirical value of  $B/A \simeq 8$  MeV. Detailed behavior of total energy as a function of  $\Delta x$  is given in Appendix A 1.

To get deeper insight into this behavior, we show, in Figs. 1(a) and 1(b), number and kinetic densities of nucleons,  $n_q$  and  $\tau_q$ , respectively, obtained for  $^{40}\text{Ca}$  at  $\Delta x = 1.2$  fm with SLy4  $\hbar^2$ -ETF EDF as a function of a coordinate passing through the center of the nucleus. Blue crosses connected with solid lines correspond to those of protons, while orange open circles connected with dashed lines correspond to those of neutrons. The total densities are also shown by green open triangles connected with dash-dotted lines. From the figure, we find that both  $n_q$  and  $\tau_q$  oscillate sharply inside the nucleus ( $-5 \text{ fm} \lesssim x \lesssim 5 \text{ fm}$ ) with the shortest wavelength set by  $\Delta x$ .

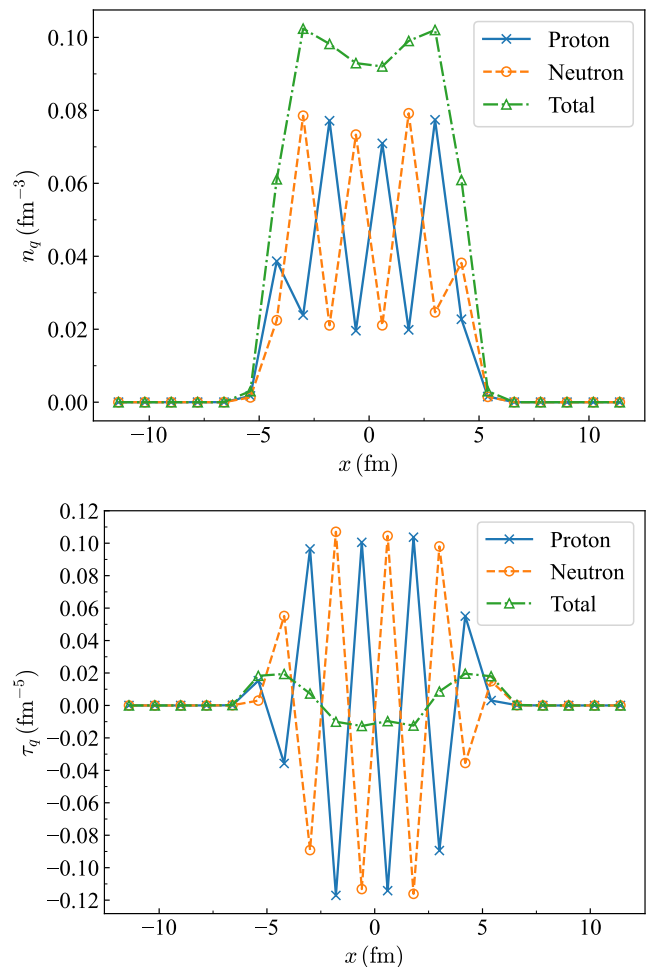


FIG. 1. (a) Number densities  $n_q$  and (b) kinetic densities  $\tau_q$  are plotted as a function of a coordinate that passes through the center of  $^{40}\text{Ca}$ , calculated with SLy4  $\hbar^2$ -ETF EDF and  $\Delta x = 1.2$  fm. Neutron and proton densities are represented by orange open circles (blue crosses) connected with dashed (solid) lines, while total density is shown by green open triangles connected with dash-dotted lines.

In contrast, the sum of the two oscillating neutron and proton densities behave moderately without the short wavelength oscillations. We list the ranges of  $\Delta x$ , in which convergent, yet non-physically oscillating densities are observed, in the sixth column of Table I. We find similar oscillating densities also for NRAPR, NRAPRii, SQMC650, SQMC700, SII and SKA parameter sets. The latter observation indicates that there is a certain reason why such out-of-phase oscillations of neutron and proton densities gain energy in  $\hbar^2$ -ETF-EDF for some parameter sets, which triggers the numerical instability of SC-ETF calculations on a 3D mesh.

## B. Term-by-term analysis of the numerical instability

To figure out the origin of the instability discussed in the previous section, we perform additional ETF calculations in

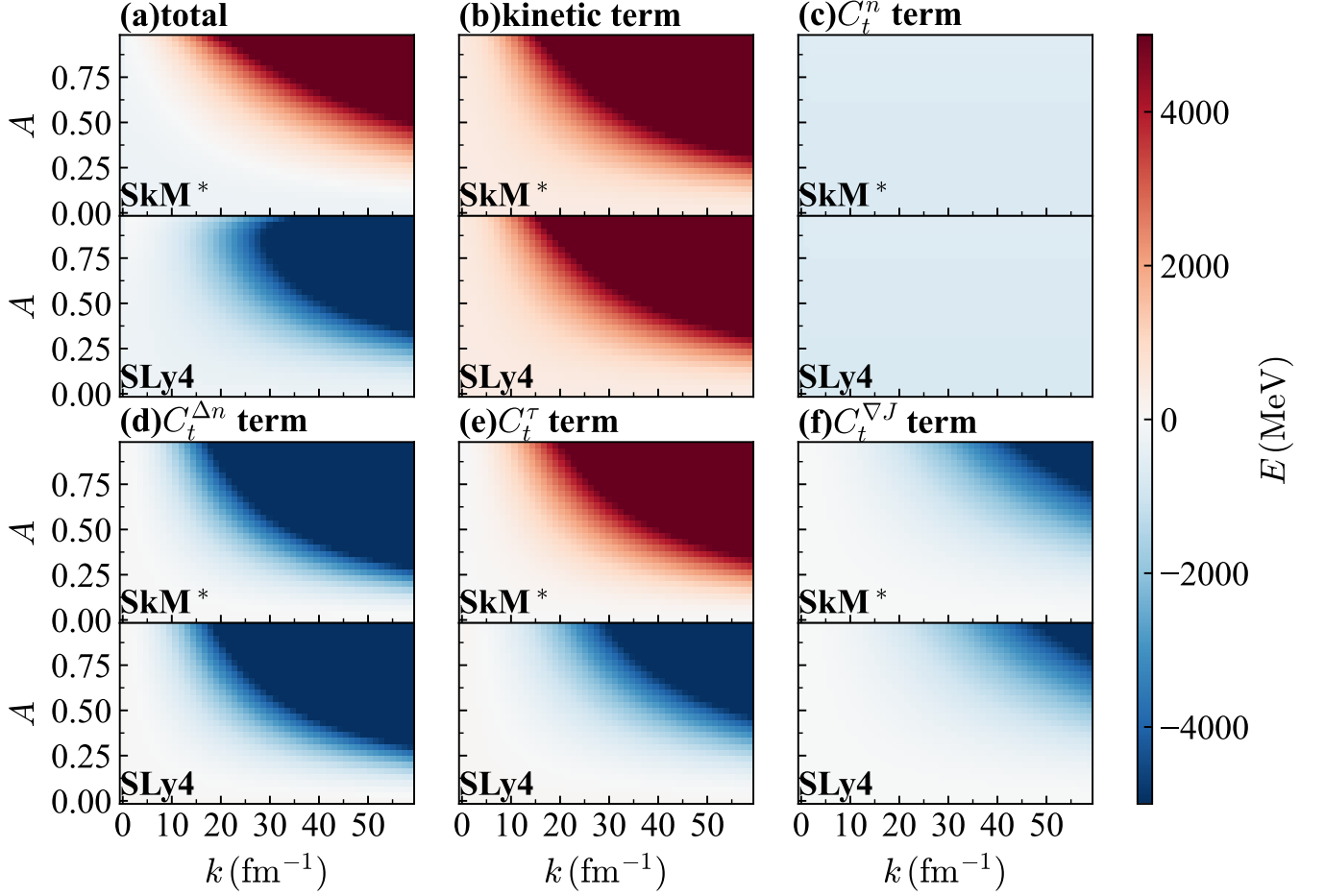


FIG. 2. Contribution of each term in Eq. (37) to the total energy of the system with oscillating density distributions defined by Eq. (36). In panel (a) total energy (without the Coulomb energy) is shown in the  $A$ - $k$  plane [where  $A$  and  $k$  are defined in Eq. (36)], while in the other panels contributions from (b) kinetic term, (c)  $C_t^n$  term (density dependent term), (d)  $C_t^{\Delta n}$  term ( $n\Delta n$  term), (e)  $C_t^\tau$  term ( $n\tau$  term), and (f)  $C_t^{\nabla J}$  term (spin-orbit term) are shown. In all the figures, the upper panel and the lower panel show results calculated with SkM\* and SLy4 parameter sets, respectively. We note that the range of the color-bar is fixed to  $\pm 5000$  MeV for all the panels to emphasize the sign of each contribution, but the real maximum (minimum) value of the results can be larger (smaller) than this range.

spherical symmetry. By assuming spherical symmetry, we can further reduce the computational cost and investigate much smaller mesh spacing  $\Delta x$ . In the following analysis, we work with  $\Delta x = 0.001$  fm.

To examine changes in total energy when densities oscillate, instead of determining density distributions in a self-consistent manner, we artificially set rapidly oscillating neutron and proton number densities as

$$n_q(x) = \frac{n_0^{(q)}}{1 + \exp[(r-R)/a]} [1 \pm A \cos(kr)], \quad (36)$$

where  $A$  and  $k$  govern the amplitude and the wavenumber of oscillations, respectively, and the plus (minus) sign are used for protons (neutrons), keeping the total density a smooth function. For this examination, we set  $R = 5$  fm and  $a = 0.5$  fm and  $n_0^{(q)}$  is adjusted to provide the neutron and proton numbers,  $N = 20$  and  $Z = 20$ . In this parametrized density distribution, only the isovector density  $n_1 = n_n - n_p$  oscillates,

whereas the isoscalar density  $n_0 = n_p + n_n$  is kept a smooth function. Thus, it is useful to employ the isospin expression of the EDF to investigate the effect of rapid out-of-phase oscillations of neutron and proton densities on the total energy:

$$E_{\text{nucl}} = \int \left[ \frac{\hbar^2}{2m} \tau_0 + \sum_{t=0,1} \left\{ C_t^n [n_0] n_t^2 + C_t^{\Delta n} n_t \Delta n_t + C_t^\tau n_t \tau_t + C_t^{\nabla J} n_t \nabla \cdot \mathbf{J}_t \right\} \right] dr, \quad (37)$$

where  $\tau_t$  and  $\mathbf{J}_t$  ( $t = \{0, 1\}$ ) are defined in the same way as  $n_t$ .  $C_t^X$  ( $X$  stands for  $n, \Delta n, \tau$ , and  $\nabla J$ ) are the coupling constants which can be expressed in terms of  $B$ -coefficients in Eq. (3).

We show in Figs. 2(a)–(f) each contribution of the terms in Eq. (37) to the total energy in the  $A$ - $k$  plane. Specifically, each panel shows: (a) the total energy  $E_{\text{nucl}}$ , (b) the kinetic term, (c) the density-dependent term, (d) the  $n\Delta n$  term, (e) the  $n\tau$  term, and (f) the spin-orbit term. In each of Figs. 2(a)–(f), the results with the SkM\* (SLy4) functional are shown in

the upper (lower) panels. Here we show the results only with SkM\* and SLy4 functionals as illustrative examples, but we have examined all the 22 parameter sets that were used in the benchmarking calculations for  $^{40}\text{Ca}$ .

From Fig. 2(a), it is evident that the responses of the total energy with SkM\* and SLy4 to the density oscillation are completely opposite. Namely, the total energy calculated with SkM\* increases as the amplitude  $A$  and the wavenumber  $k$  of the oscillation get larger, while that of SLy4 actually decreases. It means that in the SLy4 case the oscillating density is energetically favored, explaining the emergence of the strange out-of-phase density oscillations of neutron and proton densities observed in the calculations of  $^{40}\text{Ca}$  (cf. Fig. 1).

Looking at Fig. 2(b), we find that the kinetic energy increases with the amplitude and the wavenumber of the oscillations, irrespective of the parameter sets, as expected. In addition, from Fig. 2(c), we find that the density-dependent term in Eq. (37) is much less dependent on the oscillations. From these observations, we can safely exclude the kinetic and density-dependent terms from the cause of the numerical instability.

In the case of the  $C_1^{\Delta n}$  term, which contains  $n\Delta n$ , the sign of its contribution can be easily understood with a partial integration:

$$C_1^{\Delta n} \int n_1 \Delta n_1 dr = -C_1^{\Delta n} \int (\nabla n_1)^2 dr, \quad (38)$$

where we have assumed that the density vanishes at the surface of the integration volume. We note that  $n_0$  is independent from the oscillations and we focus here on the isovector term ( $t=1$ ) only. The integral of  $(\nabla n_1)^2$  over the volume increases as the amplitude  $A$  and the wavenumber  $k$  of the oscillations increase. Because the most of the Skyrme parameter sets examined in this research have positive  $C_1^{\Delta n}$ , this term is in favor of the oscillation as shown in Fig. 2(d). Since both SkM\* and SLy4 favor the oscillations, the  $n\Delta n$  term can not be the cause of the instability problem. We point out here that the stability of T6 and RATP may be related, at least in part, to this  $n\Delta n$  term. Namely, T6 and RATP are the few exceptions, whose  $C_1^{\Delta n}$  are 0 and a negative value, respectively. Therefore, the  $n\Delta n$  term disfavors the oscillations in the T6 and RATP cases.

In the case of  $C_1^\tau$  term, which contains  $n\tau$ , we empirically find that when  $C_1^\tau$  is positive, it favors the oscillation. In Fig. 2(e), it is clearly expressed for SkM\* and SLy4, where  $C_1^\tau$  is  $-34.0625 \text{ MeV fm}^5$  for SkM\* while  $24.6564 \text{ MeV fm}^5$  for SLy4. Since  $C_1^\tau$  of SkM\* (SLy4) is negative (positive), its contribution to the total energy is positive (negative) that disfavors (favors) the oscillating densities. The main cause of the opposite behavior of the total energies calculated with SkM\* and SLy4 is the opposite signs of this term.

For the  $C_1^{\nabla J}$  term (the spin-orbit term), we can prove that this term is negative as long as the function  $f_q$  is positive, using the proton-neutron expression of EDF:

$$\sum_t \int dr C_1^{\nabla J} n_t \nabla \cdot \mathbf{J}_t = - \sum_{q=n,p} \frac{2m_q}{\hbar^2} \int dr \frac{n_q}{f_q} \mathbf{W}_q^2. \quad (39)$$

We see that the contribution of this term gets large as the oscillations get amplified. Thus, this term also favors the oscillating

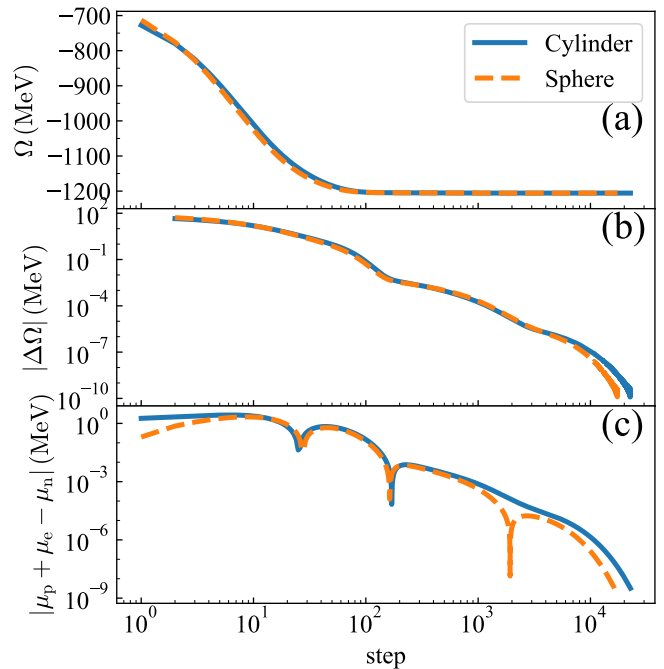


FIG. 3. Convergence behavior observed during SC-ETF calculations for  $\mu = 11 \text{ MeV}$  with SkM\* EDF with a  $16 \text{ fm} \times 16 \text{ fm} \times 16 \text{ fm}$  box with a  $0.8\text{-fm}$  mesh associated with two different randomly-generated initial densities. The case in which the resulting configuration is regarded as a “cylinder” is shown by blue crosses connected with solid lines, while another case in which the resulting configuration is regarded as a “sphere” is shown by orange open circles connected with dashed lines.

ating densities as shown in Fig. 2(f). Since the sign of this term is the same for both SkM\* and SLy4, the spin-orbit term can not explain the opposite behavior of the total energies calculated with SkM\* and SLy4.

From the above analyses, the energy decreases for several parameter sets and the instability of the calculations can, at least partly, be explained with the sign and magnitude of the coefficients in the EDFs. Particularly, the instability problem in which the rapid out-of-phase oscillations of neutron and proton densities gain energy is related to the  $C_1^{\Delta n}$  term,  $C_1^\tau$  term, and  $C_1^{\nabla J}$  terms in the EDF. Detailed comments on the other parameter sets are given in Appendix A 2.

In the rest of the article, we adopt T6, the most stable EDF examined, and SkM\*, one of widely used EDFs that is stable with  $\Delta x = 0.8 \text{ fm}$ , for the analysis of nuclear pasta in the inner crust of neutron stars.

## C. Nuclear pasta

### 1. Computational setups

In this section, we present the results of SC-ETF calculations for nuclear pasta at a wide range of densities. To calculate nuclear pasta structures in a 3D simulation box, we employ the periodic boundary conditions. To examine the box

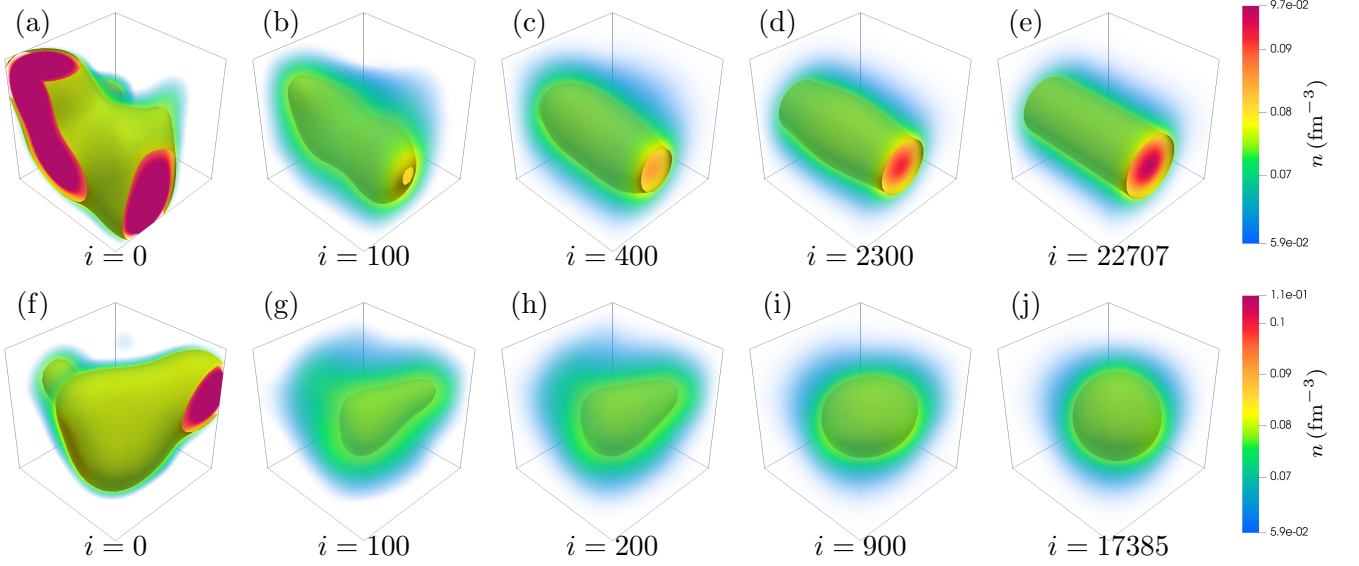


FIG. 4. Nucleon density distributions during the gradient descent iterations for the same calculations shown in Fig. 3. The top row corresponds to the calculation with the cylinder result while the bottom row to that with the sphere result. The minimum and maximum values of color-bars are set to those of nucleon densities of final states shown in (e) and (j) and  $i$  shown below each figure is iteration number. Isosurfaces in which the density takes the average value of these maximum and minimum values are also shown. The cylindrical and spherical solutions correspond to  $\bar{n} = 0.06630 \text{ fm}^{-3}$  and  $0.06624 \text{ fm}^{-3}$ , respectively.

size dependence, we use the computational box of  $20^3$ ,  $30^3$ ,  $40^3$ , and  $50^3$  grid points with a mesh spacing of  $\Delta x = 0.8 \text{ fm}$ . To seek for various pasta shapes in a non-empirical manner, initial neutron and proton number densities are generated by a superposition of randomly distributed Gaussians with a width of  $3 \text{ fm}$ , where the central position of each Gaussian is determined by a random number. The number of Gaussians is set to 30, 101, 240, and 468 for  $L = 16, 24, 32$ , and  $40 \text{ fm}$  cases, respectively, where the numbers was estimated to keep the number of Gaussians per unit volume nearly constant. The initial densities of neutrons and protons are normalized at the beginning of calculations to those of uniform nuclear matter in the  $\beta$  equilibrium. For the convergence criteria of the gradient decent iterations for nuclear pasta, we set: for the variance  $\sigma_\mu^2 < 10^{-8} \text{ MeV}^2$ , for the energy change  $(E_{\text{tot}}^n - E_{\text{tot}}^m)/E_{\text{tot}}^n < 10^{-10}$ , where  $n$  stands for the current iteration number and  $m = n - 10$ . As explained in Sec. IID, we do not normalize densities during the iterations, but they converge automatically. For the particle numbers, we thus require  $(N_q^n - N_q^m)/N_q^n < 10^{-10}$ . We also require  $|\mu_p + \mu_e - \mu_n| < 10^{-8} \text{ MeV}$  to realize the  $\beta$  equilibrium condition.

## 2. The $L = 16 \text{ fm}$ case

In this section, we show the results obtained with a  $16^3 \text{ fm}^3$  box as the simplest example to demonstrate feasibility of this approach. First of all, to show how SC-ETF calculations work in practice, two typical examples of converging solutions during the gradient decent iterations are shown in

Fig. 3 for  $\mu = 11 \text{ MeV}$  with SkM\* EDF. In the figure,  $\Omega$ , defined in Eq. (24), the absolute value of its change  $|\Delta\Omega|$ , and  $|\mu_p + \mu_e - \mu_n|$  are shown in panels (a), (b), and (c), respectively.

From Fig. 3(a), we can see that  $\Omega$  decreases monotonically during the iterations and finally converges to a specific value. Figure 3(b) shows that the change of  $\Omega$  becomes sufficiently small, reaching  $10^{-10}$  in the end the calculations. In addition, as shown in Fig. 3(c),  $\mu_p + \mu_e - \mu_n$  also converges to a tiny value, meaning that the  $\beta$ -equilibrium condition is satisfied with good precision. In this way, SC-ETF works nicely with the gradient decent method for describing nuclear pasta.

However, we note that there are two kinds of lines in Fig. 3, which actually correspond to the results that converge to different shapes of nuclear pasta. That is, the case in which a spherical cluster is formed is represented by dashed lines, while the one in which a cylindrical cluster is formed is represented by solid lines. Since density distributions are automatically optimized in SC-ETF calculations, we can obtain various shapes non-empirically, but the results could depend on the initial density distributions.

To demonstrate the initial density dependence of the calculations, we show in Fig. 4 several snapshots of nucleon number density obtained during the gradient decent iterations. In each panel, nucleon density is shown with isosurface at  $(n_{\text{max}} + n_{\text{min}})/2$ , where  $n_{\text{max}}$  ( $n_{\text{min}}$ ) denotes the maximum (minimum) value of nucleon number density and the label  $i$  indicates the corresponding iteration number. In Figs. 4(a)–(e) and 4(f)–(j), we show the two cases that converges to cylindrical and spherical clusters, respectively, which correspond to the results shown in Fig. 3. Figures 4(a) and 4(f) show

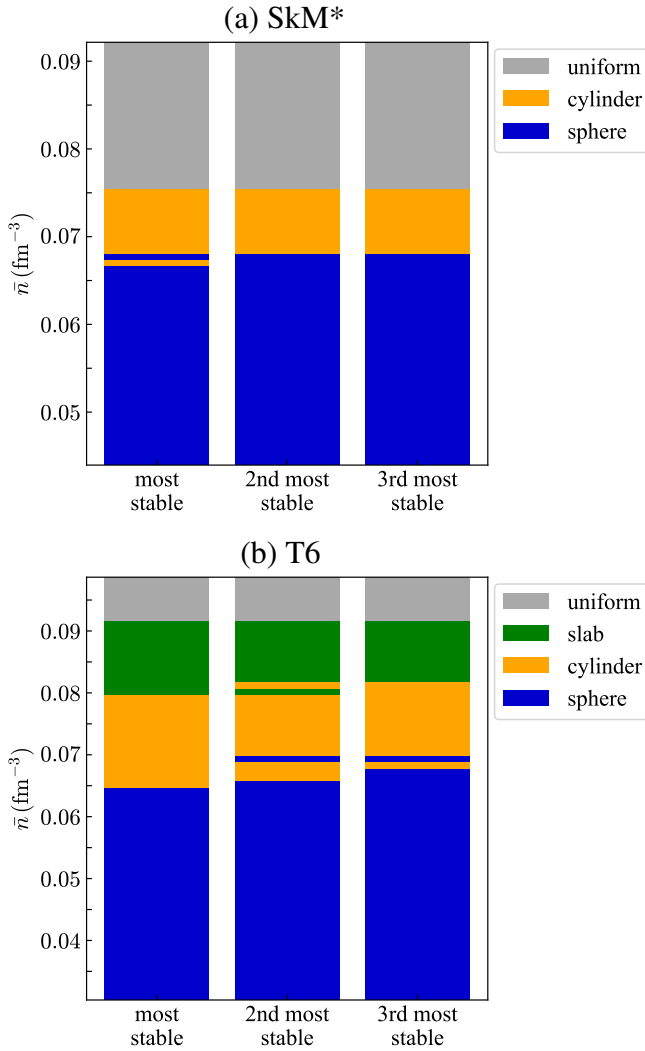


FIG. 5. A stacked bar chart displaying classified pasta configurations at various densities obtained from SC-ETF calculations with a  $16\text{ fm} \times 16\text{ fm} \times 16\text{ fm}$  box. Figures 5(a) and 5(b) show the results obtained with SkM\* and T6 EDFs, respectively. From left to right columns, stacked bar charts correspond to the most lowest-, the second lowest-, and the third lowest-energy configurations among solutions associated with three different randomly-generated initial densities.

the initial density distributions. Moving from Figs. 4(a) and 4(f) to Figs. 4(b) and 4(g), respectively, the system evolves with 100 steps to reduce the energy, forming certain structure. As the gradient decent iterations proceed, *cf.* Figs. 4(b)–4(d) and 4(g)–4(i), cylindrical and spherical clusters are formed, respectively. The final density distributions when converged are shown in Figs. 4(e) and 4(j). In this case, we obtain  $\Omega = -1205.697\text{ MeV}$  and  $-1205.665\text{ MeV}$  for cylindrical and spherical clusters, respectively, and there is only a 32 keV difference between these two configurations.

On one hand we wish to keep the non-empirical character of 3D SC-ETF calculations, on the other hand the initial state dependence needs to be taken into consideration. We have thus executed three SC-ETF calculations for each input chemical

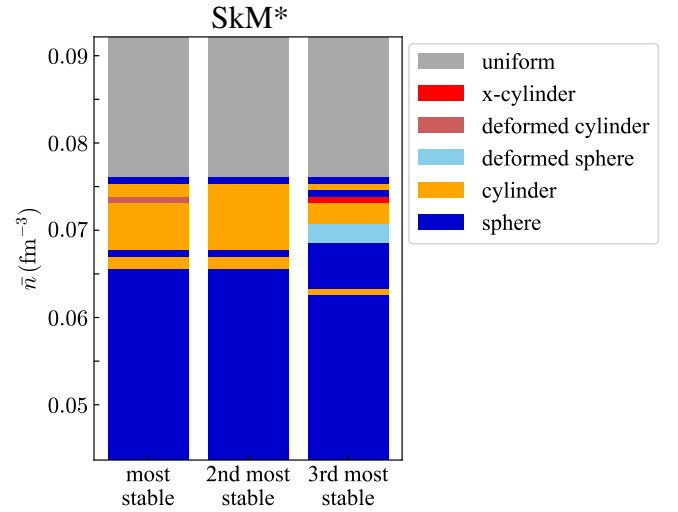


FIG. 6. Same as Fig. 5(a), but for the results of SC-ETF calculations with a  $24\text{ fm} \times 24\text{ fm} \times 24\text{ fm}$  box with SkM\* EDF.

potential, starting from different, randomly generated initial neutron and proton number density distributions. The calculations are performed for a range of the chemical potential,  $8.0\text{ MeV} \leq \mu \leq 14.9\text{ MeV}$  with a 0.1-MeV step.

The results obtained with  $L = 16\text{ fm}$  is summarized in Fig. 5, where the results obtained with SkM\* and T6 EDFs are presented in panels (a) and (b), respectively. The vertical axis of Fig. 5 corresponds to the average nucleon number density. In each panel, three stacked bar charts are shown, where the first, second, and third graphs from the left side correspond to the lowest, the second lowest, and the third lowest energy ( $\Omega$ ) cases, respectively, obtained from the three trial calculations with different initial conditions. In Figs. 5(a) and 5(b), the resulting shapes of a cluster in the simulation cell are indicated by different colors, where spherical and cylindrical clusters are represented with blue and orange colors, respectively, while a uniform solution is represented with a gray color. In Fig. 5(b), one can also find the slab phase which is represented by a green color.

In the SkM\* case, the shape of a cluster changes from spherical to cylindrical, and from cylindrical to uniform, as the density increases. In the T6 case, the slab phase also appears between the cylindrical phase and the uniform phase. This difference is consistent with the values of the symmetry energy slope of these parameters,  $L = 45.76\text{ MeV}$  for SkM\* and  $L = 30.82\text{ MeV}$  for T6, where a larger  $L$  value is known to promote the crust-core transition at lower density (see, *e.g.*, Ref. [50]). The hole phases such as the tube or bubble were not found for both parameter sets.

One might notice that the spherical shape is classified as the most stable at  $\bar{n} \approx 0.068\text{ fm}^{-3}$  for SkM\* even though the cylindrical phase appears as the most stable state at lower density. We find that it is because the number of calculations was not enough to obtain both the spherical and cylindrical shapes. By conducting additional calculations, we have confirmed that both shapes appear at this density and the cylindrical shape is actually a more stable configuration. Note that it is possi-

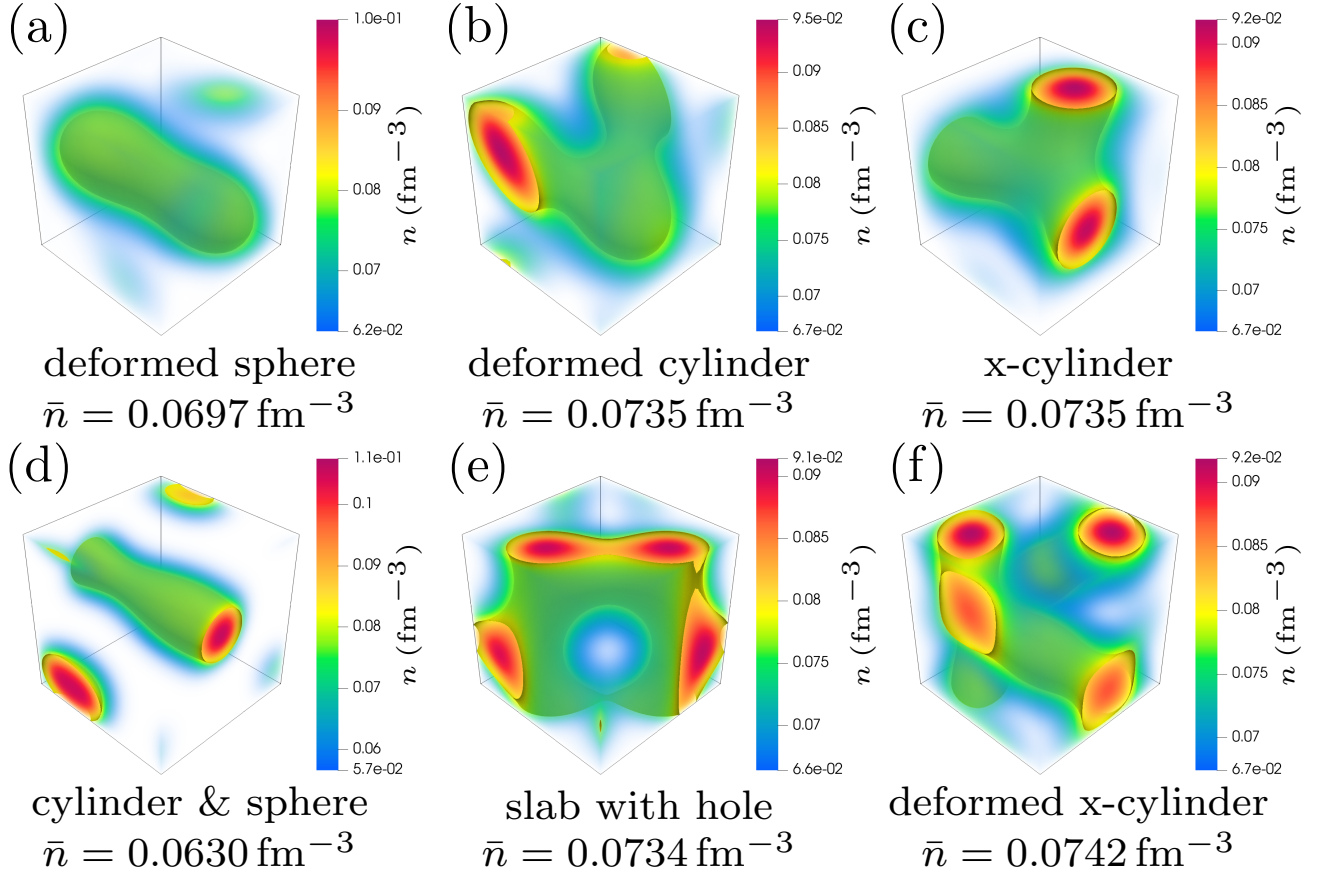


FIG. 7. Examples of density distributions which are not usually considered as nuclear pasta shapes. Results with  $L = 24$  fm are shown from (a) to (c), while those with  $L = 32$  fm are shown from (d) to (f). Maximum and minimum values of colorbars are set to those of the corresponding density distribution. Iso-surfaces are also shown and its value is set to the average of maximum and minimum values of the density. In all the figures, SkM\* parameter set is used.

ble to happen this type of miss classifications for all box sizes and densities, because we prepare the initial density using random numbers. Since it is not the main purpose of this article to precisely find the most stable configurations across the inner crust, we will keep showing results of the first three trials with randomly generated initial densities. In the following sections, we focus on the results obtained with SkM\* EDF.

### 3. The $L = 24, 32,$ and $40$ fm cases

Next, we show the results obtained with larger simulation cells, namely, the  $L = 24, 32,$  and  $40$  fm cases. In contrast to the relatively simple phase pattern observed in the  $L = 16$  fm case (Fig. 5), we find more complex structures for bigger cell volume.

In Fig. 6, the obtained pasta shapes are summarized for the case of  $L = 24$  fm. The way of presentation is the same as Fig. 5. For this bigger simulation cell, we find, in addition to the spherical, cylindrical, and uniform phases, more complex shapes such as “deformed sphere,” “deformed cylinder,” and “crossed cylinder” (labeled as x-cylinder) appear. Their actual shapes are presented in Figs. 7(a), 7(b), and 7(c), respec-

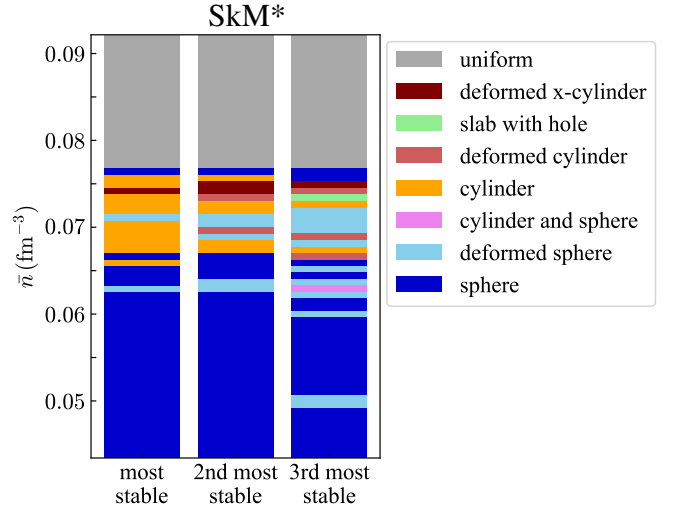


FIG. 8. Same as Fig. 6, but for the results of SC-ETF calculations with a  $32 \text{ fm} \times 32 \text{ fm} \times 32 \text{ fm}$  box.

tively. In Fig. 7(a), the nucleus is found to be elongated, but its edges still do not touch noticeably each other. In Fig. 7(b), we find “deformed sphere” like structure, but now it is connected to neighboring clusters, forming largely bended rod-shaped clusters. In Fig. 7(c), we find that two rod-shaped

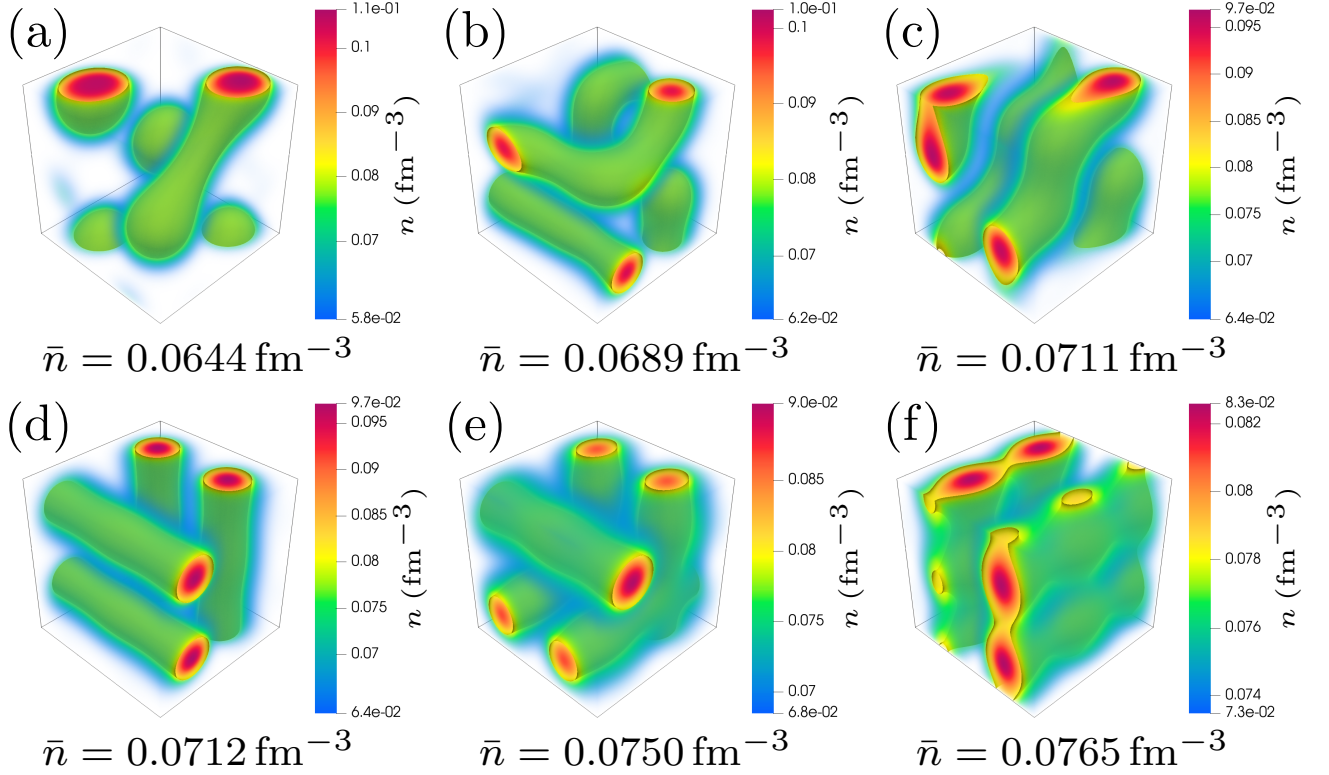


FIG. 9. Examples of density distributions obtained when  $L = 40$  fm. Ranges of color-bars and values of iso-surfaces are determined in the same way as Fig. 7. For all the figures, SkM\* parameter set is used.

clusters bend largely and cross each other at a certain point. This x-cylinder shape looks similar to the “rod(2)” shape reported in Ref. [51], in which the time-dependent Hartree-Fock (TDHF) theory was used to explore complex pasta structures. While the deformed sphere and x-cylinder phases appear as the third most stable states (*cf.* Fig. 6), the deformed cylinder state is found to be the most stable state among the three trials when  $\mu = 12.0$  MeV ( $\bar{n} \simeq 0.073$  fm $^{-3}$ ). Because we also obtain usual cylindrical shape at the same  $\mu$ , this is not due to shortage of the number calculations. Therefore, at least within the SC-ETF calculations with the second-order ETF functional of Skyrme SkM\* EDF, the deformed cylinder is predicted to appear in the inner crust of neutron stars, although it is not usually considered. This is a typical example that shows the usefulness of 3D SC-ETF calculations, allowing for non-empirical explorations of complex nuclear pasta structures. We note, however, that it is premature to believe in this conclusion, because there are other factors that may influence the resulting structure, *e.g.*, choice and quality of EDFs, shell effects, and finite volume effects, and so on.

From Fig. 6, we find that the spherical phase emerges between the cylindrical and uniform phases in all the three trials, which was not observed in the  $L = 16$  fm case. However, we performed additional calculations with different randomly-generated initial densities and found that the cylindrical shape also appears with lower energy, showing that the observation of the spherical phase at the bottom layer of the inner crust was

due to the limited number of calculations for the  $L = 24$  fm case.

To examine the finite volume effects, we further enlarged the simulation cell volume. In Fig. 8, a similar stacked bar chart is presented, which summarizes the obtained pasta structures for the  $L = 32$  fm case. As was observed for the  $L = 24$  fm case, the “deformed sphere” and “deformed cylinder” phases also appear, while the “x-cylinder” is not found for the  $L = 32$  fm case. Furthermore, there appear more complex shapes which we label “cylinder and sphere,” “slab with hole,” and “deformed x-cylinder.” Typical examples of these shapes are shown in Figs. 7(d), 7(e), and 7(f), respectively. In Fig. 7(d), a cylindrical nucleus and a nearly spherical nucleus coexist. In Fig. 7(e), “slab with hole” state is displayed, where a hole exists in a slab. This shape resembles the “nuclear waffle” reported in, *e.g.*, Ref. [52], where a molecular dynamics method was used. “Deformed x-cylinder” is shown in Fig. 7(f), where the cylinders cross at the boundary of the box like “x-cylinder” case, but they are also bended. We note that the spherical phase between the cylindrical and the uniform phases is also observed in Fig. 8. Intriguingly, in the present case with  $L = 32$  fm, we could not find any configurations other than the spherical clusters at the vicinity of the crust-core transition,  $\bar{n} \simeq 0.076$  fm $^{-3}$ , although we tried nine times with different randomly-generated initial densities.

Finally, we present pasta structures obtained for the biggest simulation cell examined, the  $L = 40$  fm case. In the  $L = 40$  fm

case, since there appear many complicated shapes, it becomes difficult to classify them by looking at density distributions. Thus, here we just show some selected examples of exotic shapes in Fig. 9. In Fig. 9(a), an elongated cluster coexists with nearly spherical clusters, which looks a mixture of the spherical and “deformed sphere” phases. In Figs. 9(b) and 9(c), we find that there are cylindrical clusters, but they are bending or undulating in complex ways. In 9(d), we show the case where two sets of cylinders are aligned to the perpendicular directions. In 9(e), two crossed cylinders coexist with a normal cylinder, which are perpendicular to each other. Figure 9(f) exhibits a shape similar to the slab with hole shown in Fig. 7(e). In this way, 3D SC-ETF calculations for a bigger simulation cell reveal the existence of a lot of complicated geometric structures which are difficult to express in the conventional method with parametrized density. At this stage, however, we cannot conclude that they actually emerge as the lowest energy solutions for the inner crust of neutron stars, but we should keep those possibilities in mind that they may emerge at least as quasi-stable states close to the energy minimum solution.

#### 4. Energy and proton fraction

In this section, let us discuss the properties of obtained nuclear pasta structures in more detail, looking at the energy and the proton fraction. In Figs. 10(a), 10(b), and 10(c), we show, respectively, the energy per nucleon  $E_{\text{cell}}/A$ , difference of the energy per nucleon between each pasta configuration and that of uniform nuclear matter  $(E_{\text{cell}} - E_{\text{unif}})/A$ , and the proton fraction  $Y_p$ , as functions of the average nucleon number density  $\bar{n}$ . The results obtained with  $L = 16, 24, 32,$  and  $40$  fm are shown by blue crosses connected with solid lines, orange open circles connected with dashed lines, green open triangles connected with dash-dotted lines, and red open squares connected with dotted lines, respectively. In Figs. 10(a) and 10(c), the quantities associated with the uniform nuclear matter are also shown by a purple solid line for comparison. For each  $L$  and each configuration, the results that correspond to the smallest  $\Omega$  are presented. To demonstrate that our scheme works in the low density region as well, we have performed additional calculations for  $1.0 \text{ MeV} \leq \mu \leq 7.0 \text{ MeV}$  with  $\Delta\mu = 1.0 \text{ MeV}$  step that were not investigated in Figs. 5, 6, and 8.

From Figs. 10(a) and 10(b), we find that the energy per nucleon for inhomogeneous pasta structures is always smaller than that of uniform nuclear matter for all box sizes. The latter observation is clearly pronounced in Fig. 10(b), as the difference  $(E_{\text{cell}} - E_{\text{unif}})/A$  never exceeds zero. As the density increases, the energy difference between pasta and uniform phases decreases and eventually vanishes at about  $\bar{n} \approx 0.077 \text{ fm}^{-3}$ , indicating that the transition from the inner crust to the outer core occurs around this density. In the lower density region, we find that larger box sizes tend to reduce the energy per nucleon. Note that these differences are small, at most a few hundreds of keV, as compared to the value of the total energy per nucleon shown in Fig. 10(a).

Concerning the proton fraction  $Y_p$  shown in Fig. 10(c), we

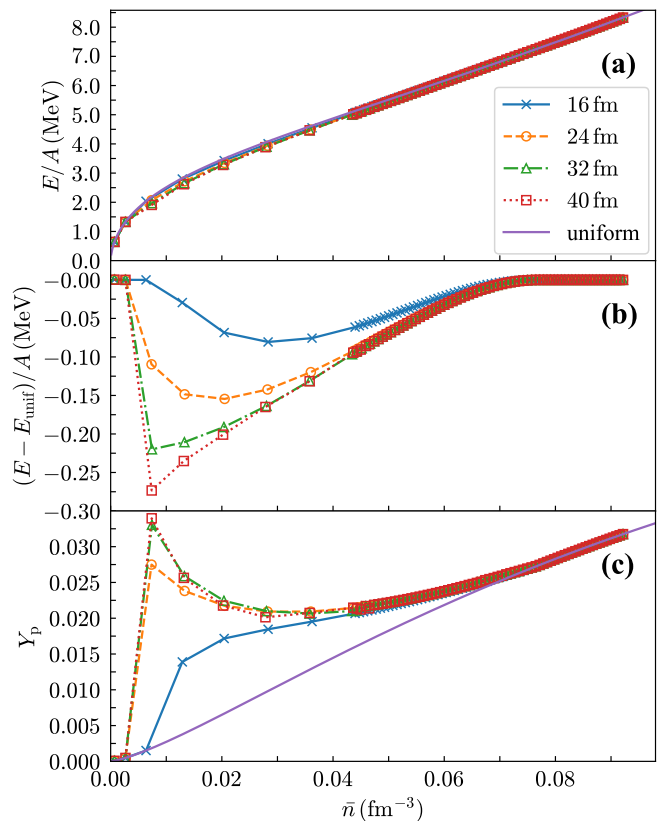


FIG. 10. Results of SC-ETF calculations with SkM\* EDF for different computational box sizes of  $(16 \text{ fm})^3$  (blue crosses connected with solid lines),  $(24 \text{ fm})^3$  (orange open circles connected with dashed lines),  $(32 \text{ fm})^3$  (green open triangles connected with dash-dotted lines), and  $(40 \text{ fm})^3$  (red open squares connected with dotted lines) with a 0.8-fm uniform mesh. In panels (a) and (c), values for the uniform neutron star matter are also shown by purple solid lines for comparison. (a) Energy per nucleon,  $E_{\text{cell}}/A$ , (b) energy difference per nucleon relative to the uniform neutron star matter,  $(E_{\text{cell}} - E_{\text{unif}})/A$ , and (c) proton fraction,  $Y_p$ , are shown as functions of average baryon (nucleon) number density,  $\bar{n}$ .

notice that the results of SC-ETF calculations are slightly higher than those for uniform nuclear matter below the crust-core transition density. We observe that the proton fraction tends to increase with the box size, especially in a lower density region. In a region around  $0 \text{ fm}^{-3}$ , the resulting density distribution becomes actually uniform and, thus, the energy and the proton fraction coincide with those of uniform nuclear matter in Figs. 10(b) and 10(c). Because the uniform density region is larger for the  $L = 16$  fm case, we consider that too small cell size somehow prohibits the appearance of spherical nuclei there.

So far, we have investigated the difference between pasta phases and uniform nuclear matter in Fig. 10. As a next step, let us analyze difference between various pasta configurations obtained in the 3D SC-ETF calculations. To compare all the results obtained for different simulation cell volume  $V$  at once, in Figs. 11(a) and 11(b), we plot the difference between the energy per nucleon,  $E/A$ , and that of the lowest  $\Omega/V$  configura-

ration among obtained,  $E_{\min}/A$  (Notice that the units here are keV). We note that Figs. 11(a) and 11(b) exhibit exactly the same quantities, but with different scales of the vertical axis. In Fig. 10(c), the proton fraction  $Y_p$ , taking again the difference from that of the lowest  $\Omega/V$  configuration  $Y_p^{\min}$ , is also presented as a function of  $\bar{n}$ . The results that correspond to spherical, cylindrical, and uniform phases are shown by circles, triangles, and crosses, respectively, while those other than those three are labeled as “unusual” and shown by star symbols. The symbol colors indicate the size of the simulation cell, where blue, orange, green, and red colors are used for the cases of  $L = 16, 24, 32,$  and  $40$  fm, respectively.

From Fig. 11(b), we can see that the most stable shape is the spherical configuration when  $\bar{n} \lesssim 0.0666 \text{ fm}^{-3}$ , the cylindrical one when  $0.0674 \text{ fm}^{-3} \lesssim \bar{n} \lesssim 0.0765 \text{ fm}^{-3}$ , and it becomes uniform when  $0.0772 \text{ fm}^{-3} \lesssim \bar{n}$ . It is obvious in Figs. 11(a) and 11(b) that the larger the cell size is, the energy per nucleon tends to be small, though at a few points, the minimum value of  $E/A$  is given when  $L = 32$  fm not  $L = 40$  fm. Around a region where the cylindrical shape starts to appear, the difference in  $E/A$  is about 4 keV for  $L = 16$  fm case, while that is about 0.5 keV for  $L = 24$  fm case. Then, the differences decrease as the density increases, and finally, vanish when the uniform shape becomes the most stable. The unusual shapes expressed as star symbols are widely spread in Fig. 11(b). We point out here that their energy differences in  $E/A$  from the most stable result are less than 1 keV and sometimes less than 0.1 keV.

Concerning the proton fraction shown in Fig. 11(c), we can see a tendency that the results with larger simulation cell volume give larger proton fractions in a relatively-high density region,  $0.0674 \text{ fm}^{-3} \lesssim \bar{n}$ . On the other hand, below that density, we can see that there are many points obtained for  $L = 24$  and  $32$  fm, giving larger proton fractions than that of  $L = 40$  fm. The proton fraction of deformed shapes is distributed in the range of  $\pm 0.005\%$ .

#### IV. SUMMARY AND PROSPECT

In this paper, we have proposed the three-dimensional (3D) self-consistent extended Thomas-Fermi (SC-ETF) method, which is intimately related to the orbital-free density functional theory (OF-DFT) based on the Hohenberg-Kohn theorem. Introducing auxiliary fields  $\phi_q(\mathbf{r})$  for neutrons ( $q = n$ ) and protons ( $q = p$ ), satisfying  $\phi_q(\mathbf{r}) = \sqrt{n_q(\mathbf{r})}$ , a non-linear Schrödinger-like equation is derived, based on the variational principle. We solve the non-linear Schrödinger-like equation on discretized 3D Cartesian coordinates without symmetry restrictions self-consistently, employing the gradient descent method. Since we do not assume analytic forms of density distributions, we can obtain optimal density distributions in a non-empirical manner. To show the feasibility of the proposed approach, we used Skyrme-type energy-density functionals (EDFs) with the second-order (up to the order of  $\hbar^2$ ) ETF expressions for kinetic energy and spin-orbit densities.

First, we have investigated the numerical stability of the SC-ETF method, taking  $^{40}\text{Ca}$  as a benchmarking example.

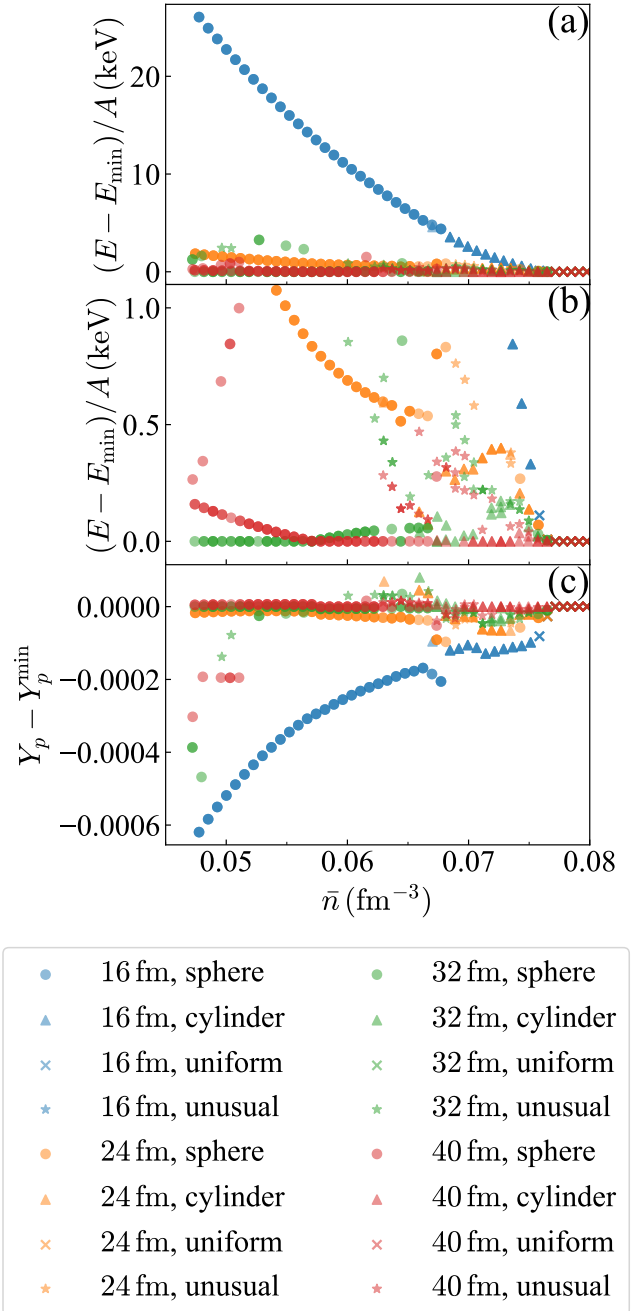


FIG. 11. Differences of the resulting values and that with the lowest  $\Omega/V$  at each chemical potential. (a) and (b) show the differences of the energy per nucleon, and (c) shows those of the proton fraction. The only difference between (a) and (b) is scales of vertical axes. The results with  $L = 16, 24, 32, 40$  fm are expressed as blue, orange, green and red markers respectively. The results with spherical, cylindrical, uniform and the other shapes are expressed as circles, triangles, crosses and stars respectively.

Contrary to a naive expectation, we find that the calculations become unstable as the mesh spacing decreases, and the behavior depends on the choice of EDFs. As a possible cause of the numerical instability, we have observed that rapid out-of-phase oscillations of neutron and proton number densities are favored for some EDFs at small mesh spacings. From the

detailed term-by-term analysis of the total energy, we have pointed out that the sign of some coefficients of Skyrme EDFs, *i.e.*,  $C_1^\tau$ ,  $C_1^{\Delta n}$ , and  $C_t^{\nabla^j}$  ( $t = \{0, 1\}$ ), may, at least partly, be responsible for the cause of the numerical instability.

After investigating numerical instability of the SC-ETF calculations, we have applied the SC-ETF method for describing various pasta phases in the inner crust of neutron stars. To examine the finite volume effects, the calculations were performed for four types cubic boxes with  $L = 16, 24, 32,$  and  $40$  fm on each side. From the results, we have demonstrated that various inhomogeneous structures can be obtained in a non-empirical manner, starting from randomly-generated initial density distributions, just by performing 3D SC-ETF calculations. Roughly speaking, we observe a standard sequence of nuclear pasta, that is, spherical, cylindrical, slab-shaped clusters emerge as the density increases, and finally the system becomes uniform nuclear matter. Intriguingly, we have also found that there appear much more complicated exotic shapes especially for the case with a larger simulation box. Such exotic configurations are hard to express with the ordinary method that works with parametrized density distribution. Although there remain various things that should be improved to draw a concrete conclusion as discussed below, the results presented in the article clearly show its feasibility of exploring complicated crystalline structures with a moderate computational cost.

Finally, let us foresee possible future directions:

1. *Shell effects.* On one hand, the SC-ETF method proposed in this study greatly reduces the computational cost as compared to that of full Hartree-Fock (HF) calculations, on the other hand, we have lost an important character of many-nucleon systems with broken translational symmetry, that is, the shell effects. It would be practically difficult to capture the shell effects, even though not impossible in the sense of OF-DFT, based solely on a local EDF of a pure energy density functional,  $\mathcal{E}[n_n, n_p]$ , without introducing single-particle wave functions (Kohn-Sham orbitals). A practical way is to introduce the Strutinsky integral method that has been widely used to incorporate quantum-mechanical shell effects into ETF calculations [53]. In this way, one can retrieve the shell effects into the description, keeping the advantage of the significantly lower computational cost of the SC-ETF method.
2. *Extension to include higher-order terms.* A straightforward extension of the present study is to improve the EDF by introducing higher-order corrections of the ETF expansion such as of the  $\hbar^4$  order. The expressions of the fourth-order corrections,  $\tau_q^{(4)}$  and  $J_q^{(4)}$ , have already been known [21,22,26], but an issue is that those expressions are quite complicated, involving lots of products of gradient and/or Laplacian of  $n_q(\mathbf{r})$ ,  $f_q(\mathbf{r})$ , and  $\mathbf{W}_q(\mathbf{r})$  (see, *e.g.*, Ref. [26]). Since its implementation would be a formidable task that requires substantial effort that may suffer from numerical complexity, although it is of definitely an important task, one might not be intrigued to go in this direction. Fortunately, one may take a detour to avoid this complexity, which is listed in the next.
3. *Optimizing an EDF in the sense of OF-DFT.* The inclusion of higher-order terms as described above is in the sense of the conventional ETF approach, which is regarded as a semi-classical approximation of the Skyrme-HF theory. Because the parameters of the EDF in this approach are determined based on orbital-based, microscopic HF(-Bogoliubov) [HF(B)] calculations, the ETF approximation would never be superior to HF(B), except its low computational cost. On the other hand, one may contemporarily regard the energy density  $\mathcal{E}[n_n, n_p]$ , which is purely expressed as a functional of number densities, as an EDF of the original (orbital-free) density functional theory (DFT) of Hohenberg and Kohn [1], in the same sense as one regards the HF theory with a Skyrme-type “effective interaction” as Kohn-Sham DFT [2,54]. In the sense of OF-DFT, we do not have to introduce a number of complex higher-order terms. Instead, coefficients of some specific terms can be modified, and/or additional terms can be added to the EDF by hand, which are expected to play an important role. One can, of course, carry out a global fitting procedure, performing SC-ETF calculations for all over the nuclear chart, with constraints on the nuclear-matter equation of state. This kind of modifications and/or readjustments of the EDF can, in principle, introduce various quantum mechanical corrections in the sense of OF-DFT, in a much more efficient way than higher-order expansions of the conventional ETF approach.
4. *Finite-temperature effects.* For astrophysical applications such as supernova explosion and neutron star merger, the investigation of finite-temperature effects is mandatory. In fact, an extension of the ETF expansion for finite-temperature systems has already been achieved (see, *e.g.*, Ref. [55]). Following this approach, it should be possible to extend the present SC-ETF formalism to finite-temperature systems that is essential for astrophysical applications.
5. *Extensions to describe dynamical phenomena.* In the present study, we have focused on static properties of many-nucleon systems. In fact, there exist extensions of the conventional ETF approach for describing rotating nuclei and giant resonances, where time-odd terms, such as the current density  $\mathbf{j}_q(\mathbf{r})$ , are introduced. Also, time-dependent OF-DFT calculations were reported in Ref. [56], where equations for real-time evolution were solved (with stochasticity) to simulate nuclear fission dynamics. Further extensions and applications of the SC-ETF method to the time-dependent domain will open new research possibilities for further explorations of OF-DFT description of time-dependent phenomena, such as collective excitations, nuclear reactions, fission, and so on. To this end, one may generalize the auxiliary function to be  $\phi_q(\mathbf{r}, t) = \sqrt{n_q(\mathbf{r}, t)}e^{i\phi_q(\mathbf{r}, t)}$ , in the form

of the Madelung transformation, to express the current densities to describe nuclear dynamics.

6. *Pairing correlations.* An important aspect that has been neglected in the present study is the pairing correlations. In the inner crust of neutron stars, neutrons are expected to form  $^1S_0$  Cooper pairs and behave as a superfluid. To describe the properties of superfluid, the Gross-Pitaevskii equation (GPE) has shown great successes, where the superfluid is expressed solely by a complex order parameter of a condensed Bosonic state. Since the working equation is quite similar in SC-ETF and GPE, it may be possible to couple those two approaches in a self-consistent manner that allows us to investigate, *e.g.*, coexistence of nuclear pasta and quantized vortices in the inner crust of neutron stars.

7. *Possible other applications.* The SC-ETF method offers an efficient way to obtain average nuclear densities for a given EDF, which is much faster than solving orbital-based, Kohn-Sham (or Hartree-Fock) equations. One may use the so-obtained local densities,  $n_q(\mathbf{r})$ ,  $\tau_q[n_q(\mathbf{r})]$ , and  $J_q[n_q(\mathbf{r})]$ , as an initial condition of orbital-based calculations. Furthermore, it can provide exotic structures other than ordinary nuclear pasta as was demonstrated in the present study. Since they are associated with the converged solution of the SC-ETF equations, the self-consistency should be achieved soon and it may substantially reduce the number of iterations to obtain the self-consistent solution of the orbital-based KS-DFT. Last but not least, one may parallelize the SC-ETF code with, *e.g.*, GPUs to take great advantage of ever-growing supercomputing technology. With efficient parallelization, one may be able to enlarge the simulation cell volume to one (or maybe two) order(s) of magnitude. Having such a mesoscopic simulation of nuclear pasta, not only we can eliminate the finite volume effects, but also simulate more realistic large-scale configurations to figure out actual structure that is realized in the neutron star interior.

Finally, we mention here that similar methods can be developed for the relativistic extended Thomas-Fermi (RETF) approach (see, *e.g.*, Refs. [57–65]).

We hope the outcomes of the present study will stimulate new ideas in the reader’s mind that lead to further exploration and progress in the field through the OF-DFT description of nuclear many-body problems.

## ACKNOWLEDGMENTS

This work is supported by JSPS Grant-in-Aid for Scientific Research, Grants No. JP23K03410, No. JP23K25864, and No. JP25H01269. This work used computational resources of the Yukawa-21 and (in part) Heian supercomputers at Yukawa Institute for Theoretical Physics (YITP), Kyoto University.

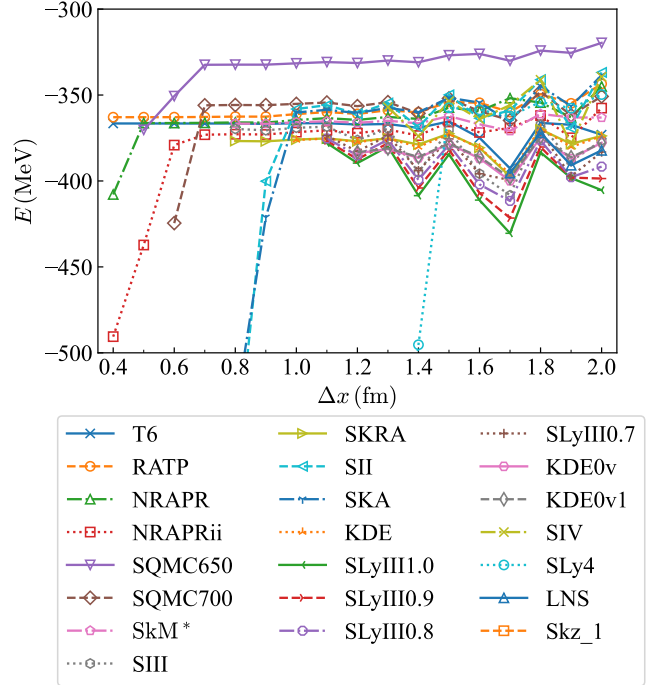


FIG. 12. Total energy of  $^{40}\text{Ca}$  is shown as a function of the mesh spacing  $\Delta x$  for various EDFs examined. When the calculation becomes unstable, no data points are plotted on the figure.

## APPENDIX A: Supplemental information on the benchmarking calculations for $^{40}\text{Ca}$

### 1. Convergence of total energy

In Fig. 12, we show the total energy of  $^{40}\text{Ca}$  as a function of the mesh spacing  $\Delta x$  for various Skyrme parameter sets. As discussed in Sec. III A, T6 and RATP show stable, convergent results for all values of  $\Delta x$  examined, while other functionals sometimes show a sudden decrease of the total energy that implies the instability problem.

### 2. Details of Skyrme parameter sets

In Table II, we list several key coupling constants of Skyrme EDF that are, at least partly, related to the instability problem, as discussed in Sec. III B.

TABLE II. A few selected  $C$  coefficients of the parameter sets used in Sec. II. All the quantities are expressed in  $\text{MeV fm}^5$ .

	$C_1^\tau$	$C_1^{\Delta\rho}$	$C_0^{\nabla J}$	$C_1^{\nabla J}$
T6	0	0	-80.25	-26.75
RATP	-36.05125	-0.0353125	-90.0	-30.0
NRAPR	-27.9918	16.5994	-31.4685	-10.4895
NRAPRii	-27.9918	16.5994	-62.9370	-20.979
SQMC650	-36.7522	18.0678	-82.8773	-27.6258
SQMC700	-29.2291	15.8787	-78.4375	-26.1458
SkM*	-34.0625	17.1094	-97.5	-32.5
SIII	-30.625	17.0312	-90	-30
SKRA	-33.14	17.0587	-96.75	-32.25
SII	-38.2938	27.0266	-78.75	-26.25
SKA	-39.9113	25.7022	-93.75	-31.25
KDE	20.6666	4.0110	-96.0429	-32.0143
SLyIII1.0	-33.8475	25.3892	-73.4828	-24.4943
SLyIII0.9	-30.5406	25.2904	-77.637	-25.879
SLyIII0.8	-29.5408	25.1868	-83.121	-27.707
SLyIII0.7	-25.0617	25.0363	-89.3438	-29.7812
KDE0v	12.0789	13.3246	-96.7237	-32.2412
KDE0v1	14.5367	11.4976	-93.3075	-31.1025
SIV	-45.625	36.4063	-112.5	-37.5
SLy4	24.6564	15.6571	-92.25	-30.75
LNS	-19.5001	33.7499	-72.0	-24.0
Skz-1	-84.2110	77.7376	-90.0	-30.0

- 
- [1] P. Hohenberg and W. Kohn, *Inhomogeneous electron gas*, *Phys. Rev.* **136**, B864–B871 (1964).
- [2] W. Kohn and L. J. Sham, *Self-consistent equations including exchange and correlation effects*, *Phys. Rev.* **140**, A1133–A1138 (1965).
- [3] M. Bender, P.-H. Heenen, and P.-G. Reinhard, *Self-consistent mean-field models for nuclear structure*, *Rev. Mod. Phys.* **75**, 121–180 (2003).
- [4] G. Wlazłowski, K. Sekizawa, P. Magierski, A. Bulgac, and M. M. Forbes, *Vortex pinning and dynamics in the neutron star crust*, *Phys. Rev. Lett.* **117**, 232701 (2016).
- [5] D. Pęcak, N. Chamel, P. Magierski, and G. Wlazłowski, *Properties of a quantum vortex in neutron matter at finite temperatures*, *Phys. Rev. C* **104**, 055801 (2021).
- [6] D. Pęcak, A. Zdanowicz, N. Chamel, P. Magierski, and G. Wlazłowski, *Time-dependent nuclear energy-density functional theory toolkit for neutron star crust: Dynamics of a nucleus in a neutron superfluid*, *Phys. Rev. X* **14**, 041054 (2024).
- [7] K. Yoshimura and K. Sekizawa, *Superfluid extension of the self-consistent time-dependent band theory for neutron star matter: Anti-entrainment versus superfluid effects in the slab phase*, *Phys. Rev. C* **109**, 065804 (2024).
- [8] K. Yoshimura and K. Sekizawa, *Phase transitions in the inner crust of neutron stars within the superfluid band theory: Competition between  $^1s_0$  pairing and spin polarization under finite temperature and magnetic field*, *Phys. Rev. C* **112**, 065804 (2025).
- [9] K. Yoshimura and K. Sekizawa, *Superfluid band theory for the rod phase in the magnetized inner crust matter: Entrainment, spin-orbit coupling, spin-triplet pairing* (2026), arXiv:2601.13636 [nucl-th].
- [10] A. Bulgac, M. M. Forbes, S. Jin, R. N. Perez, and N. Schunck, *Minimal nuclear energy density functional*, *Phys. Rev. C* **97**, 044313 (2018).
- [11] G. Colò and K. Hagino, *Orbital-free density functional theory: Differences and similarities between electronic and nuclear systems*, *Progress of Theoretical and Experimental Physics* **2023**, 103D01 (2023).
- [12] N. Hizawa, K. Hagino, and K. Yoshida, *Analysis of a skyrme energy density functional with deep learning*, *Phys. Rev. C* **108**, 034311 (2023).
- [13] N. Hizawa and K. Hagino, *Nonempirical shape dynamics of heavy nuclei with multitask deep learning*, *Phys. Rev. C* **109**, 014312 (2024).
- [14] X. H. Wu, Z. X. Ren, and P. W. Zhao, *Machine learning orbital-free density functional theory resolves shell effects in deformed nuclei*, *Communications Physics* **8**, 316 (2025).
- [15] X. Wu, G. Colò, K. Hagino, and P. Zhao, *Nonlocal orbital-free density functional theory incorporating nuclear shell effects*, *Phys. Rev. Lett.* **136**, 092501 (2026).
- [16] K. Yoshimura, *Neural-network-based variational method in nuclear density functional theory: Application to the extended thomas-fermi model* (2026), arXiv:2604.25759 [nucl-th].
- [17] K. A. Brueckner, J. R. Buchler, S. Jorna, and R. J. Lombard, *Statistical theory of nuclei*, *Phys. Rev.* **171**, 1188–1195 (1968).
- [18] H. A. Bethe, *Thomas-fermi theory of nuclei*, *Phys. Rev.* **167**, 879–907 (1968).

- [19] R. Lombard, *The energy density formalism in nuclei*, *Annals of Physics* **77**, 380–413 (1973).
- [20] M. Brack, C. Guet, and H.-B. Håkansson, *Selfconsistent semiclassical description of average nuclear properties—a link between microscopic and macroscopic models*, *Physics Reports* **123**, 275–364 (1985).
- [21] B. Grammaticos and A. Voros, *Semiclassical approximations for nuclear hamiltonians. i. spin-independent potentials*, *Annals of Physics* **123**, 359–380 (1979).
- [22] B. Grammaticos and A. Voros, *Semiclassical approximations for nuclear hamiltonians ii. spin-dependent potentials*, *Annals of Physics* **129**, 153–171 (1980).
- [23] E. Wigner, *On the quantum correction for thermodynamic equilibrium*, *Phys. Rev.* **40**, 749–759 (1932).
- [24] J. G. Kirkwood, *Quantum statistics of almost classical assemblies*, *Phys. Rev.* **44**, 31–37 (1933).
- [25] J. Tao, J. P. Perdew, V. N. Staroverov, and G. E. Scuseria, *Climbing the density functional ladder: Nonempirical meta-generalized gradient approximation designed for molecules and solids*, *Phys. Rev. Lett.* **91**, 146401 (2003).
- [26] J. Bartel and K. Bencheikh, *Nuclear mean fields through self-consistent semiclassical calculations*, *Eur. Phys. J. A* **14**, 179–190 (2002).
- [27] J. M. Pearson, N. Chamel, and A. Y. Potekhin, *Unified equations of state for cold nonaccreting neutron stars with brussels-montreal functionals. ii. pasta phases in semiclassical approximation*, *Phys. Rev. C* **101**, 015802 (2020).
- [28] J. M. Pearson, N. Chamel, A. Y. Potekhin, A. F. Fantina, C. Ducoin, A. K. Dutta, and S. Goriely, *Unified equations of state for cold non-accreting neutron stars with brussels–montreal functionals – i. role of symmetry energy*, *Monthly Notices of the Royal Astronomical Society* **481**, 2994–3026 (2018), <https://academic.oup.com/mnras/article-pdf/481/3/2994/25817956/sty2413.pdf>.
- [29] M. Brack, B. Jennings, and Y. Chu, *On the extended thomas-fermi approximation to the kinetic energy density*, *Physics Letters B* **65**, 1–4 (1976).
- [30] A. Dutta, J.-P. Arcoragi, J. Pearson, R. Behrman, and F. Tondeur, *Thomas-fermi approach to nuclear mass formula: (i). spherical nuclei*, *Nuclear Physics A* **458**, 77–94 (1986).
- [31] M. Shelley and A. Pastore, *Systematic analysis of inner crust composition using the extended thomas-fermi approximation with pairing correlations*, *Phys. Rev. C* **103**, 035807 (2021).
- [32] B. Schuetrumpf, G. Martínez-Pinedo, M. Afibuzzaman, and H. M. Aktulga, *Survey of nuclear pasta in the intermediate-density regime: Shapes and energies*, *Phys. Rev. C* **100**, 045806 (2019).
- [33] M. RASHDAN, *A skyrme parametrization based on nuclear matter bhf calculations*, *Modern Physics Letters A* **15**, 1287–1299 (2000), <https://doi.org/10.1142/S0217732300001663>.
- [34] F. Tondeur, M. Brack, M. Farine, and J. Pearson, *Static nuclear properties and the parametrisation of skyrme forces*, *Nuclear Physics A* **420**, 297–319 (1984).
- [35] M. Rayet, M. Arnould, G. Paulus, and F. Tondeur, *Nuclear forces and the properties of matter at high temperature and density*, *Astron. Astrophys.* **116**, 183–187 (1982).
- [36] A. Steiner, M. Prakash, J. Lattimer, and P. Ellis, *Isospin asymmetry in nuclei and neutron stars*, *Physics Reports* **411**, 325–375 (2005).
- [37] P. D. Stevenson, P. M. Goddard, J. R. Stone, and M. Dutra, *Do skyrme forces that fit nuclear matter work well in finite nuclei?*, *AIP Conference Proceedings* **1529**, 262–268 (2013).
- [38] P. Guichon, H. Matevosyan, N. Sandulescu, and A. Thomas, *Physical origin of density dependent forces of skyrme type within the quark meson coupling model*, *Nuclear Physics A* **772**, 1–19 (2006).
- [39] H. Krivine, J. Treiner, and O. Bohigas, *Derivation of a fluid-dynamical lagrangian and electric giant resonances*, *Nuclear Physics A* **336**, 155–184 (1980).
- [40] M. Beiner, H. Flocard, N. Van Giai, and P. Quentin, *Nuclear ground-state properties and self-consistent calculations with the skyrme interaction: (i). spherical description*, *Nuclear Physics A* **238**, 29–69 (1975).
- [41] D. Vautherin and D. M. Brink, *Hartree-fock calculations with skyrme’s interaction. i. spherical nuclei*, *Phys. Rev. C* **5**, 626–647 (1972).
- [42] H. Köhler, *Skyrme force and the mass formula*, *Nuclear Physics A* **258**, 301–316 (1976).
- [43] B. K. Agrawal, S. Shlomo, and V. K. Au, *Determination of the parameters of a skyrme type effective interaction using the simulated annealing approach*, *Phys. Rev. C* **72**, 014310 (2005).
- [44] K. Washiyama, K. Bennaceur, B. Avez, M. Bender, P.-H. Heenen, and V. Hellemans, *New parametrization of skyrme’s interaction for regularized multireference energy density functional calculations*, *Phys. Rev. C* **86**, 054309 (2012).
- [45] E. Chabanat, P. Bonche, P. Haensel, J. Meyer, and R. Schaeffer, *A skyrme parametrization from subnuclear to neutron star densities part ii. nuclei far from stabilities*, *Nuclear Physics A* **635**, 231–256 (1998).
- [46] L. G. Cao, U. Lombardo, C. W. Shen, and N. V. Giai, *From brueckner approach to skyrme-type energy density functional*, *Phys. Rev. C* **73**, 014313 (2006).
- [47] J. Margueron, J. Navarro, and N. Van Giai, *Instabilities of infinite matter with effective skyrme-type interactions*, *Phys. Rev. C* **66**, 014303 (2002).
- [48] M. Centelles, M. Pi, X. Viñas, F. Garcias, and M. Barranco, *Self-consistent extended thomas-fermi calculations in nuclei*, *Nuclear Physics A* **510**, 397–416 (1990).
- [49] X. VIÑAS, M. CENTELLES, and M. WARD, *Semi-classical description of exotic nuclear shapes*, *International Journal of Modern Physics E* **17**, 177–189 (2008), <https://doi.org/10.1142/S0218301308009677>.
- [50] K. Oyamatsu and K. Iida, *Symmetry energy at subnuclear densities and nuclei in neutron star crusts*, *Phys. Rev. C* **75**, 015801 (2007).
- [51] B. Schuetrumpf, M. A. Klatt, K. Iida, J. A. Maruhn, K. Mecke, and P.-G. Reinhard, *Time-dependent hartree-fock approach to nuclear “pasta” at finite temperature*, *Phys. Rev. C* **87**, 055805 (2013).
- [52] A. S. Schneider, D. K. Berry, C. M. Briggs, M. E. Caplan, and C. J. Horowitz, *Nuclear “waffles”*, *Phys. Rev. C* **90**, 055805 (2014).
- [53] M. Onsi, A. K. Dutta, H. Chatri, S. Goriely, N. Chamel, and J. M. Pearson, *Semi-classical equation of state and specific-heat expressions with proton shell corrections for the inner crust of a neutron star*, *Phys. Rev. C* **77**, 065805 (2008).
- [54] W. Kohn, *Nobel lecture: Electronic structure of matter—wave functions and density functionals*, *Rev. Mod. Phys.* **71**, 1253–1266 (1999).
- [55] J. Bartel, M. Brack, and M. Durand, *Extended thomas-fermi theory at finite temperature*, *Nuclear Physics A* **445**, 263–303 (1985).
- [56] A. Bulgac, S. Jin, and I. Stetcu, *Unitary evolution with fluctuations and dissipation*, *Phys. Rev. C* **100**, 014615 (2019).
- [57] M. Centelles, X. Viñas, M. Barranco, and P. Schuck, *On the relativistic extended thomas-fermi method*, *Nuclear Physics A* **519**, 73–82 (1990).

- [58] M. Centelles, X. Viñas, M. Barranco, S. Marcos, and R. Lombard, *Semiclassical approximations in non-linear  $\sigma\omega$  models*, [Nuclear Physics A \*\*537\*\*, 486–500 \(1992\)](#).
- [59] C. Speicher, R. Dreizler, and E. Engel, *Density functional approach to quantumhadrodynamics: Theoretical foundations and construction of extended thomas-fermi models*, [Annals of Physics \*\*213\*\*, 312–354 \(1992\)](#).
- [60] D. Von-Eiff and M. K. Weigel, *Relativistic thomas-fermi calculations of finite nuclei including quantum corrections*, [Phys. Rev. C \*\*46\*\*, 1797–1810 \(1992\)](#).
- [61] M. Centelles, X. Viñas, M. Barranco, and P. Schuck, *A semiclassical approach to relativistic nuclear mean field theory*, [Annals of Physics \*\*221\*\*, 165–204 \(1993\)](#).
- [62] M. Centelles and X. Viñas, *Semiclassical approach to the description of semi-infinite nuclear matter in relativistic mean-field theory*, [Nuclear Physics A \*\*563\*\*, 173–204 \(1993\)](#).
- [63] M. Centelles, X. Viñas, M. Barranco, N. Ohtsuka, A. Faessler, D. T. Khoa, and H. Müther, *Relativistic extended thomas-fermi calculations of finite nuclei with realistic nucleon-nucleon interactions*, [Phys. Rev. C \*\*47\*\*, 1091–1102 \(1993\)](#).
- [64] C. Speicher, E. Engel, and R. Dreizler, *Analysis of semiclassical approximations in the framework of quantumhadrodynamics*, [Nuclear Physics A \*\*562\*\*, 569–597 \(1993\)](#).
- [65] M. Centelles, M. Del Estal, and X. Viñas, *Semiclassical treatment of asymmetric semi-infinite nuclear matter: surface and curvature properties in relativistic and non-relativistic models*, [Nuclear Physics A \*\*635\*\*, 193–230 \(1998\)](#).