

# GraphLit: Learning Text-Enriched Dynamic Character Network Representations for Literary Study

Gaspard Michel<sup>1,2</sup>, Elena V. Epure<sup>1,3</sup>, Romain Hennquin<sup>1</sup>

Christophe Cerisara<sup>2</sup>, Mirella Lapata<sup>4</sup>

<sup>1</sup>Deezer Research, Paris, France, <sup>2</sup>Loria, Nancy, France,  
<sup>3</sup>IDIAP, Martigny, Switzerland, <sup>4</sup>School of Informatics, University of Edinburgh

gaspard.michel@loria.fr

## Abstract

Methods to represent literary texts as graphs or sequences of graphs mainly focus on representing character interactions, and often overlook another crucial aspect: the textual context in which characters interact. We introduce Dynamic Heterogeneous Character Networks (DHCNs), which organize long novels into temporally localized heterogeneous graphs that align characters with their textual contexts. We extract around 20,000 DHCNs from Project Gutenberg, and propose GraphLit, a self-supervised learning framework that learns rich literary representations through a masked graph autoencoder objective. Across a wide-range of 12 character-related tasks, GraphLit improves over text-only and graph-only baselines, particularly on tasks requiring contextual understanding. Finally, we demonstrate the applicability of DHCNs and GraphLit for literary analysis by studying the link between narrative non-linearity and dynamic social features.<sup>1</sup>

## 1 Introduction

A longstanding debate in literary criticism concerns whether characters should be analyzed as narrative functions or as human-like figures with psychological, social, and affective dimensions (Woloch, 2003). Formalist approaches, such as Propp’s, define characters through the roles they fulfill in narrative structures, such as hero or villain (Propp, 1968). In contrast, for Barthes, characters emerge through evolving textual signifiers, including names, appearances, and patterns of speech (Barthes, 1970), while Zunshine emphasizes how readers interpret characters as social agents with beliefs, intentions, actions, and emotions (Zunshine, 2003).

These divergent views have also been reflected in computational methods to model fictional characters. For instance, aligned with Zunshine (2003),

methods for extracting Character Networks that represent relationships among characters as interconnected nodes and links have been proposed (Labatut and Bost, 2019). However, because they do not incorporate literary content, they cannot explicitly capture *signifiers used to describe characters*.

In contrast, text-based methods (Michel et al., 2024; Yang and Anderson, 2024; Bourgois et al., 2026) do not integrate social dynamics inherent to character networks. This compromises the ability to explicitly model important aspects such as the prominence in Woloch’s *character-space*—or how much narrative space a character is taking with respect to the others (Moretti, 2011). Large Language Models (LLMs) have also been explored as a means of generating character representations, including embeddings (Xu et al., 2024), textual descriptions (Gurung and Lapata, 2024; Yuan et al., 2024), roles (Stammbach et al., 2022), or event participation (Zhang et al., 2026). However, LLMs are known to exhibit poor generalization capabilities when applied to previously unseen novels (Chang et al., 2023) and are often evaluated privately on copyrighted novels that cannot be shared for reproducibility (Gurung and Lapata, 2024; Yuan et al., 2024). These limitations motivate models that can be trained and evaluated on reproducible public-domain corpora while explicitly representing both textual and relational information.

In this work, we propose **GraphLit**, a self-supervised framework for learning literary representations by organizing long novels into temporally localized heterogeneous graphs that align characters with the textual contexts in which they appear, which we call **Dynamic Heterogeneous Character Networks** (DHCNs). Using DHCNs extracted from a large corpus of approximately 20,000 novels drawn from the Project Gutenberg library, GraphLit extends the Heterogeneous Graph Masked Autoencoder framework (HGMAE) (Tian et al., 2023) to derive representations of narrative

<sup>1</sup>Code and data available at <https://github.com/gasmichel/GraphLit>

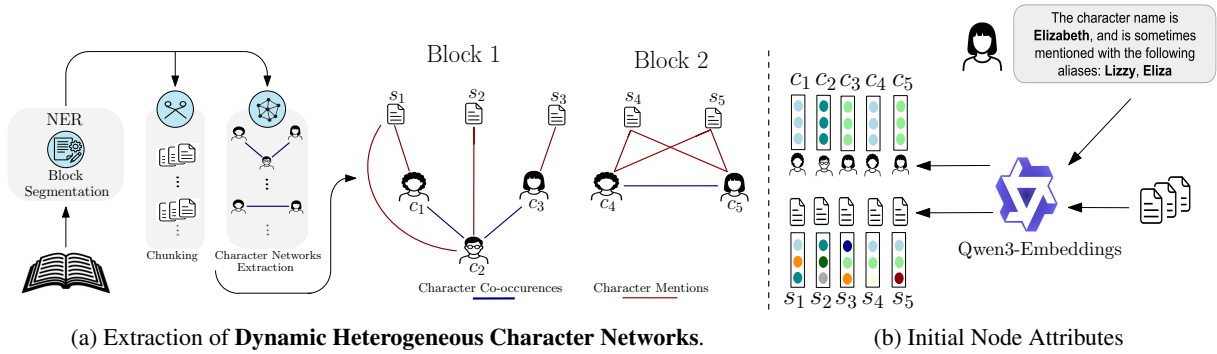


Figure 1: (a) The novel is processed with a Named Entity Recognition model (NER), divided into blocks and text segments, and used to extract Character Network for each block. Each HCN contains character and segment nodes, with *character-character* edges and **character-segment** edges for mentions. Characters may appear across multiple independent HCNs. (b) Segment texts and character prompts are encoded to initialize node attributes.

units such as characters, text blocks, and entire books. Figure 1 summarizes the pipeline.

To our knowledge, Inoue et al. (2022) is the only prior hybrid approach that combines (static) character networks with textual signifiers through a set of typed dependency relations based on the work of Bamman et al. (2014). In contrast, GraphLit models characters through evolving textual contexts over narrative time, and incorporates social relationships through character network structures. Learned representations improve over text-only and graph-only baselines across several character- and book-level tasks (Inoue et al., 2022), and yield substantial gains when incorporated into a quotation attribution model (Michel et al., 2024). Through ablations, we show that the main source of information in DHCNs is the relationship between characters and the textual contexts in which they appear, while including explicit character relationships provides smaller, task-dependent improvements, especially on socially grounded tasks such as role prediction and quotation attribution.

We further show the applicability of DHCNs and GraphLit to the field of Digital Humanities by analysing narrative non-linearity in novels. Narrative non-linearity corresponds to various types of discrepancies, such as a shift across time, space, diegetic levels, or character perspectives. While prior works have shown that semantic discrepancy strongly correlates with non-linearity (Toubia et al., 2021; Piper and Toubia, 2023), our analysis of topological measures derived from DHCNs suggests that non-linearity also correlates with social discrepancies, well-captured by GraphLit representations.

To summarize, our contributions are as follows:

1. We propose DHCNs that extend Dynamic Character Networks (DCNs) with textual information. Then, we introduce **GraphLit**, a self-supervised learning framework that learns expressive representations from DHCNs built on a large corpus of Project Gutenberg novels.
2. Across character-level and quotation attribution benchmarks, GraphLit improves over text-only and graph-only baselines, especially on tasks requiring *contextual* understanding. Ablations show that character-segment grounding accounts for much of the downstream performance, while explicit character-character relations and global character objectives provide task-dependent gains.
3. We illustrate the applicability of GraphLit to Digital Humanities by showing that *narrative non-linearity* also correlates with dynamics of social relationships among characters.

## 2 Related Work

**Characters as Social Beings** Character Networks (CNs) model relationships between characters (Labatut and Bost, 2019), and have been extensively applied to literary analysis (Moretti, 2011). Common variants include co-occurrence networks, where characters are connected when they appear in the same short text segment (Bonato et al., 2016), and dialogue networks, where links are derived from conversational interactions (Elson et al., 2010). Graph measures over these networks support literary analysis: for example, *centrality* can identify prominent characters (Masías et al., 2017), while high *transitivity* may indicate

the presence of multiple social groups, as observed in Shakespeare’s plays (Stiller et al., 2003).

Static networks are, however, limited in their ability to capture narrative time. Dynamic networks address this limitation by encoding the order of events, thereby better reflecting the story and character dynamics (Agarwal et al., 2012; Prado et al., 2016), and have been applied to plot understanding (Bost et al., 2018) and automatic summarization (Bost et al., 2019). Still, both static and dynamic character networks remain limited as they do not encode rich textual information, which restricts their use in representation learning and their ability to associate characters with textual signifiers, such as names or appearances (Barthes, 1970).

**Characters through Textual Signifiers** Another line of work represents characters through the textual context that creates the storyworld, such as words, sentences and dialogues. Characters are not only defined by narrative function or their social roles; they are also given real or imagined attributes that reinforce readers’ social cognition (Zunshine, 2003). Prior works have modelled characters through latent personas (Bamman et al., 2014), dialogues (Li et al., 2023; Michel et al., 2024) and assertions or events associated with them (Inoue et al., 2022). Such representations take the form of latent embeddings, which are difficult to interpret from a human perspective. Thus, recent studies have introduced theory-grounded ontologies that map characters to interpretable narratological classes such as *sociological* (Bourgeois et al., 2026) or *interiority* (Mian et al., 2026).

LLMs offer a promising direction by generating rich character profiles on entire novels (Yuan et al., 2024) or short stories (Gurung and Lapata, 2024), but it remains unclear whether LLM-based representations generalize to novels unseen during pre-training (Chang et al., 2023). Besides, recent works suggest that LLMs have trouble understanding important narrative concepts such as ordering (Wang et al., 2024a) and relationships (Hamilton et al., 2026), limiting their reliability when analysing large corpora of fictional works.

**Graph Representation Learning** has emerged as a powerful paradigm for analysing structured data represented as graphs across various fields. Despite the prominent literature on CNs, only few works have applied graph representation learning to literary networks. Perri et al. (2022) found character embeddings derived with Graph Neural Net-

works from CNs to be largely superior to word2vec representations when trying to classify characters in Tolkien’s Legendarium. Lee and Jung (2020) encode substructures of dynamic character networks with the Doc2Vec algorithm, followed by a training paradigm that pools character representations to learn story-level embeddings.

**GraphLit** differs from prior approaches by learning representations on DHCNs. The DHCN formulation encodes characters through evolving textual contexts over narrative time, while also incorporating explicit social relationships through CN structures. GraphLit uses a large amount of publicly available works of fiction, offering a reproducible framework to learn rich representations. Besides, GraphLit extends the analysis beyond characters to other important narrative concepts such as chapters or books in a single framework.

### 3 Methodology

The process of converting novels into DHCNs relies on independent steps depicted in Figure 1. First, we apply standard preprocessing such as NER followed by Character Name Clustering (CNC) and DHCN Extraction (Labatut and Bost, 2019; Amalvy et al., 2024). For CNC, we follow Amalvy et al. (2025) to extract named mentions of characters, and regroup them by unique characters. We chose not to use coreference resolution because of its computational cost and noisy predictions (Martinelli et al., 2025). We provide further details and discuss this choice in Appendix A.

#### 3.1 Notations

For a book  $B$ , we define a detected character  $c \in \mathcal{C}$  and its associated mention clusters  $M_c = \{m_{1,c}, \dots, m_{n,c}\}$ , identified by CNC. We divide each book  $B$  into a set of non-overlapping text blocks  $\mathcal{T}$  with each block having a fixed size. For a block  $t \in \mathcal{T}$ , the Local Character Network (LCN) is defined as  $G_t^c = (V_t^c, E_t^c)$ . A vertex  $v \in V_t^c$  corresponds to a character  $c \in \mathcal{C}$  if and only if  $c$  is mentioned in the block  $t$  and an edge  $e = (c, c') \in E_t^c$  is built between characters  $c$  and  $c'$  if there exists at least two mentions  $m_c$  and  $m_{c'}$  that co-occur in a restrictive window of 20 words.

For an entire book  $B$ , we then build DCN as a sequence of disconnected LCNs:  $\{G_t^c, t \in \mathcal{T}\}$  (Labatut and Bost, 2019). The same character  $c \in \mathcal{C}$  can appear in several LCNs, as shown in Figure 1, and therefore occur multiple times in DCNs.

In the context of representation learning, standard static and dynamic CNs are limited as they do not explicitly encode the textual contexts in which characters appear. We thus extend DCNs by adding textual information through the introduction of a new node type: *segment* nodes. Formally, we split each block  $t \in \mathcal{T}$  using a paragraph break into  $n$  smaller segments  $V_t^S = \{s_{t,1}, \dots, s_{t,n}\}$ , encoded with textual encoders. Based on this augmentation, we add a new link-type to the graph: *character-segment*, connecting a *character*  $c$  and a *segment* node  $s_i$ ,  $(v_c, v_{s_i}) \in E_t^S$  when  $c$  is mentioned in  $s_i$ , where  $E_t^S$  is the set of such edges at block  $t$ .

We now define the Heterogeneous Character Network (**HCN**) as  $H = (\mathcal{V}, \mathcal{E}, T_{\mathcal{V}}, T_{\mathcal{E}}, X^C, X^S)$  where  $\mathcal{V} = V^C \cup V^S$ ,  $\mathcal{E} = E^C \cup E^S$ ,  $T_{\mathcal{V}}$  is the set of node types (*character* or *segment*),  $T_{\mathcal{E}}$  is the set of edge types (*character-character* or *character-segment*), and  $X^C$  and  $X^S$  are initial node attributes. Many real-world graphs are attributed with initial node and edge features that help describe them, such as atom types in molecular graphs. In our case, we leverage any textual encoder  $\Phi$  to compute initial representations of the textual information contained in *segments* ( $X^S$ ) and *characters* ( $X^C$ ) nodes. For *characters*, we use a fixed prompt that encodes its names and aliases<sup>2</sup> that were extracted from the CNC step, as shown in Figure 1b. *Segment* nodes, which are raw texts, are directly projected by the encoder. In our experiments, we set the textual encoder  $\Phi(\cdot)$  as Qwen3-4b-Embeddings (Zhang et al., 2025), and use a dedicated *task* prompt (Appendix D).

Then, the **DHCN** for a book  $B$  is simply defined as the sequence of disconnected HCNs for each block  $t$ . In this work, we also evaluate DHCNs without *character-character* edges, and DHCNs where the CN structure is static. In the latter, each character is represented by a single node connected to all segments it was mentioned in and to other co-occurring character nodes. Figure 2 shows the different network types considered in this work.

### 3.2 Representation Learning with DHCN

In this section, we describe the training framework of GraphLit. We use a modified version of HGMAE (Tian et al., 2023), a self-supervised learning framework which attempts to extract information from the graph data itself. During training, HGMAE corrupts graphs by applying several masks to

<sup>2</sup>Future work can explore the use of other important information as initial attributes for the characters.

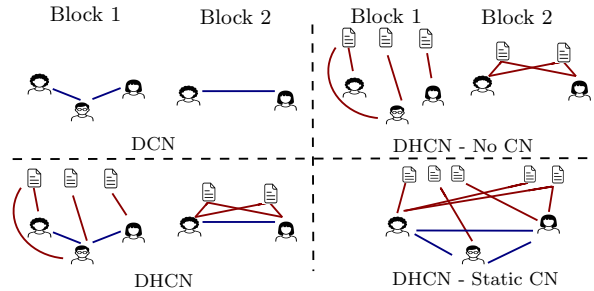


Figure 2: *Top-left*: a Dynamic Character Network. *Bottom-left*: the A complete DHCN. *Top-right*: DHCNs where character edges are removed. *Bottom-right* DHCN where the character network is static.

the edges and initial node attributes, and learns to reconstruct the original graphs from the corrupted ones. At inference time, we skip the masking and directly input the original graphs.

**Masking Strategy** Formally, given an input graph  $H$ , and its initial edges  $\mathcal{E}$ , we apply a random mask with fixed rate  $\tau$  to *character-character* edges  $E^C$  and *character-segment* edges  $E^S$ . We denote as  $\tilde{E}^C$  and  $\tilde{E}^S$  the masked edges that are not seen during training. For node attributes, we sample a masking rate  $\delta(i)$  from a linear schedule with respect to epoch  $i$ , followed by randomly selecting a subset of nodes  $\tilde{V}^{type} \subset V^{type}$  according to the rate  $\delta(i)$  for both types of nodes. We then replace initial representations with:

$$\tilde{X}_v = \begin{cases} [M] & \text{if } v \in \tilde{V} \\ X_v & \text{if } v \notin \tilde{V} \end{cases} \quad (1)$$

where  $[M] \in \mathbb{R}^{d_{qwen}}$  is a learnable mask token.

**GraphLit Backbone** We start by projecting initial node attributes ( $X^C$  and  $X^S$ ), applying different layers depending on the node type, as shown in Figure 3a. For  $X^C$ , we simply project textual representations with a linear layer  $Lin$ .

For  $X^S$ , though, the heterogeneous graph formulation has a limitation: it does not explicitly encode their order because of the permutation invariance property of graphs. Yet, the autoregressive nature of texts is a fundamental property that must be preserved to ensure coherence. To address this, for an HCN at block  $t$ , we input the ordered sequence of segment attributes  $\{X_{t,s_1}, \dots, X_{t,s_n}\}$  to a small Transformer Decoder ( $T$ ) (Vaswani et al., 2017). This allows the projected segment embeddings to capture information from preceding segments within its block.

Projected node attributes are then passed to an Heterogeneous Graph Transformer (HGT) backbone with  $L$  layers (Hu et al., 2020), that refines node representations  $\mathbf{h}_c^{(L)}$  and  $\mathbf{h}_s^{(L)}$  by aggregating messages from their neighbours. Details are provided in Appendix B. We input entire sequences of HCNs:  $\{H_t, t = t_1, \dots, t_n\}$  to the GraphLit backbone, processing entire novels in a single forward pass. The final node representations  $\{(\mathbf{h}_{v,t}^{(L)}, \mathbf{h}_{u,t}^{(L)}), v \in V_t^C, u \in V_t^S\}$  are then aggregated to build **global representations** of characters  $c$ , blocks  $t$  and the entire book  $B$ :

$$\mathbf{H}_c = \text{POOL}_{\phi_1}(\mathbf{h}_{v,t}^{(L)}, v \in V_t^C, v = c, t \in \mathcal{T}) \quad (2)$$

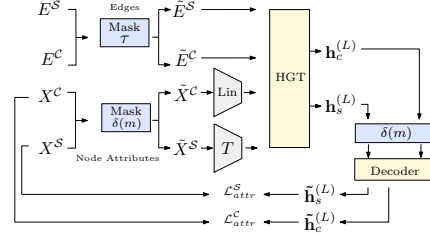
$$\mathbf{H}_t = \text{POOL}_{\lambda_1}(\mathbf{h}_{v,t}^{(L)}, \mathbf{h}_{u,t}^{(L)}, v \in V_t^C, u \in V_t^S) \quad (3)$$

$$\mathbf{H}_B = \text{POOL}_{\lambda_2}(\mathbf{h}_{v,t}^{(L)}, \mathbf{h}_{u,t}^{(L)}, v \in V_t^C, u \in V_t^S, t \in \mathcal{T}) \quad (4)$$

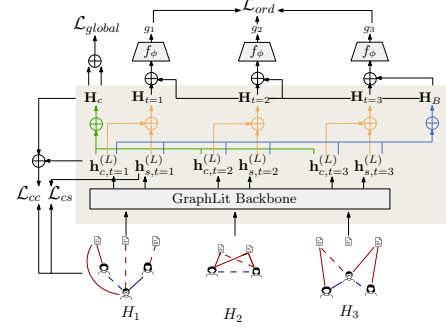
where  $\text{POOL}_{\phi_1}$  is a multi-head attention layer, and  $\text{POOL}_{\lambda_j}$  are heterogeneous multi-head attention layers, described in Appendix C. We hypothesize that segment and character nodes should contribute differently to global representations. Thus, attention layers allow to weight the importance of a specific character and/or segment in the final pooled representation. Figure 3b summarizes this process.

**Block Ordering** In the DHCN formulation, each local HCN in the sequence  $\{H_t, t = t_1, \dots, t_n\}$ , is a disconnected graph, with no access to information from other blocks. Similar to the order of segments within a block, the order in which blocks occur in the original narrative is an important signal for story understanding. While explicit information can be introduced directly in the DHCNs creation, we instead follow a self-supervised paradigm, and choose to incorporate ordering signal through an ordering loss. Formally, we train a neural network to provide a scalar score for each block representation, augmented with global information from book embeddings  $g_t = f_\phi([\mathbf{H}_t \mid \mathbf{H}_B])$  where  $f_\phi$  is a Multi Layer Perceptron (MLP). Then, we maximise the likelihood of the true ordering of  $N$  blocks with a ListMLE loss (Xia et al., 2008):  $\mathcal{L}_{\text{ord}} = -\sum_{t=1}^N (g_t - \log \sum_{j=t}^N \exp(g_j))$

**Graph Reconstruction** Following HGMAE, we train GraphLit to reconstruct corrupted DHCNs, as shown in Figure 3. Edge reconstruction is framed as a binary link prediction task over masked character-character and character-segment edges with subsampled negatives. Link prediction is



(a) The GraphLit backbone



(b) Training GraphLit

Figure 3: GraphLit backbone and its training strategy.

done by augmenting local character representation with the corresponding global information:  $\hat{\mathbf{h}}_c^{(L)} = \mathbf{h}_c^{(L)} + \mathbf{H}_c$ , followed by scoring with a shallow Multi Layer Perceptron (MLP) applied to the concatenation of node embeddings. We denote as  $\mathcal{L}_{cc}$  and  $\mathcal{L}_{cs}$  the type-dependent link-prediction losses. This formulation follows standard definitions in Graph Autoencoders (Kipf and Welling, 2016). For attribute reconstruction, we feed final node representations along with masked edges to a small decoder, set as a single-layer HGT model, and learn to reconstruct initial masked attributes with a scaled cosine loss (Tian et al., 2023) for both characters ( $\mathcal{L}_{attr}^C$ ) and segments ( $\mathcal{L}_{attr}^S$ ). Appendix D provides a detailed explanation.

**Global Link Prediction** To build global character embeddings that encode book-level information, we add a global link prediction task. We sample global positive and negative interactions between characters **within the same novels** and **across different novels**, and learn to dissociate characters with an additional negative log-likelihood loss  $\mathcal{L}_{global}$  applied to global character embeddings  $\mathbf{H}_c$  in a similar way as other link prediction tasks. The final loss applied to GraphLit is the sum of the ordering, attribute and edge reconstruction losses.

	Character					Context					Book			
	gender	role	prot	id	Avg	spk	maskd	desc	QA	Avg	auth	book	genre	Avg
Support	4216	418	4315	4000	-	1490	893	1987	345	-	3566	3543	37332	-
Roberta+CN+Pos	98.1	43.2	92.4	97.8	82.9	48.5	-	-	42.7	-	83.9	95.6	81.2	86.9
CN	98.6	36.1	75.0	96.7	76.6	49.5	-	-	34.4	-	85.6	95.5	80.2	87.1
Qwen3-Emb-4b	87.1 (0.1)	34.2 (0.3)	62.1 (0.4)	98.3 (0.0)	70.4 (0.2)	<b>56.7</b> (0.2)	54.8 (0.4)	72.9 (0.1)	48.7 (0.5)	58.3 (0.3)	72.8 (0.6)	87.3 (0.3)	79.4 (0.1)	79.8 (0.3)
DCN	93.9 (0.2)	41.6 (0.1)	75.8 (0.4)	97.6 (0.1)	77.2 (0.2)	51.4 (0.4)	63.0 (0.4)	68.0 (0.3)	44.4 (0.7)	56.7 (0.4)	72.5 (0.2)	95.3 (0.1)	73.1 (0.4)	80.3 (0.2)
No CN	96.0 (0.1)	44.8 (0.9)	81.7 (0.2)	<b>99.5</b> (0.0)	80.5 (0.3)	52.6 (0.4)	68.8 (0.5)	75.6 (0.2)	51.6 (0.5)	62.2 (0.4)	<b>78.3</b> (0.1)	95.6 (0.1)	<b>81.0</b> (0.2)	<b>85.0</b> (0.1)
Static CN	<b>96.1</b> (0.1)	41.8 (1.0)	82.4 (0.1)	99.0 (0.0)	79.8 (0.3)	54.9 (0.2)	<b>71.1</b> (0.3)	<b>78.7</b> (0.2)	<b>54.4</b> (0.7)	<b>64.8</b> (0.3)	74.1 (0.3)	<b>96.4</b> (0.1)	80.7 (0.1)	83.7 (0.2)
DHCN	95.7 (0.0)	<b>48.7</b> (0.4)	82.8 (0.2)	99.3 (0.0)	<b>81.6</b> (0.1)	52.9 (0.3)	67.0 (0.4)	75.5 (0.3)	52.1 (0.7)	61.9 (0.4)	76.3 (0.1)	94.6 (0.1)	79.9 (0.2)	83.6 (0.1)
E5-Large	95.3 (0.0)	42.6 (0.4)	<b>84.2</b> (0.1)	98.0 (0.1)	80.1 (0.2)	54.0 (0.3)	68.8 (0.5)	74.4 (0.2)	51.7 (0.8)	62.2 (0.4)	78.4 (0.3)	95.0 (0.1)	78.9 (0.2)	84.1 (0.2)

Table 1: Accuracy (%) across CEB tasks. The first two rows are reported CEB results that we add for reference **but note that they are not directly comparable**. Best results among tested models are highlighted in bold, and standard deviations across model seeds are in parentheses.

## 4 Experiments

### 4.1 Training

We train GraphLit on DHCNs extracted from a corpus of novels from Project Gutenberg. We initially use 9,000 books from [Kim and Skiena \(2022\)](#), to which we add 11,000 different novels, and use similar validation and test splits. For CN extraction, we use a co-occurrence window of 20 tokens and remove characters that are mentioned less than 10 times to avoid the long tail of minor characters. We build HCNs with segments of approximately 100 tokens, and create DCNs with blocks of 1500 tokens, which have been proven to be coherent units when analysing narrative non-linearity ([Piper and Toubia, 2023](#)). We also evaluate GraphLit trained on DHCNs where blocks are built at the chapter level and report results in Appendix H. DHCNs’ descriptive statistics can be found in Appendix E.

We use a fixed edge masking rate of 50% and an initial attribute masking rate of 50%, progressively increasing by intervals of 0.005 at each epoch. We set the hidden dimension of the model to 256, number of segment-encoder Transformer layers to 4 with 4 attention heads and the number of HGT layers to  $L = 3$ , resulting in an approximately 8.2 million parameters model. We train GraphLit for 50 epochs with a batch size of 64 novels, and report full hyperparameters in Appendix F.

### 4.2 Evaluation

**Character Embedding Benchmark** We evaluate GraphLit embeddings with linear probing on 11 character-related tasks taken from the Character Embedding Benchmark (CEB) [Inoue et al. \(2022\)](#),

spanning *character-*, *contextual-* and *book-level* tasks, described in Appendix G. We automatically map characters present in CEB to the characters we extracted during CNC. However, the CEB pipeline differs from ours, which sometimes leads to ambiguous character identities or failing to match a CEB character. We thus keep only data points where characters are unambiguously identified, resulting in 60 to 90% of data points depending on the task. Besides, we include two different contextual tasks: character identification from masked character descriptions (*maskd*) ([Brahman et al., 2021](#)) and *sentence description* extracted from BookWorm ([Papoudakis et al., 2024](#)). For training, we use a setup similar to CEB, which includes k-fold cross validation. All experimental and dataset details are described in Appendix G.

**Quotation Attribution** We follow [Michel et al. \(2024\)](#) and evaluate character representations on the task of quotation attribution which tasks to find the speaker of an utterance given its surrounding context. We use PDNC ([Vishnubhotla et al., 2022](#)), a large dataset of around 40,000 manually annotated quotations drawn from canonical novels, from which we manually map PDNC characters to DHCNs characters. We use all character mentions (created during DHCNs extraction) in a context window of 200 tokens as candidate mentions, and build mention representations by concatenating the associated character embeddings with fine-tuned contextual mention representations. Details are provided in Appendix H.

**Baselines** We compare against a text-only baseline that averages all Qwen3-4b-Embeddings from

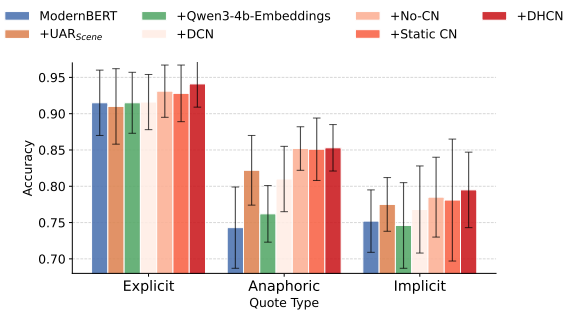


Figure 4: Quotation attribution accuracy by quotation type, along with standard deviation across splits.

segments  $s$  in which  $c$  was mentioned, and a graph-only baseline that trains a GraphLit variant on DCNs. We also include GraphLit trained on DHCNs variants: graphs where *character-character* edges are removed (No-CN) and graphs where the dynamic character network is replaced by a static network (Static CN). We ensure that all baselines have approximately the same number of parameters. Besides, we show the impact of replacing our LLM-based initial attributes with multilingual-e5-large (Wang et al., 2024b).

Since our CEB data differs from the original setup, we do not compare directly against models proposed by Inoue et al. (2022) to avoid unfair comparison. For quotation attribution, we report scores from fine-tuned ModernBERT (Warner et al., 2025) without character embeddings and a baseline that uses stylistic character embeddings derived from quotations (UAR<sub>Scene</sub>) (Michel et al., 2024).

### 4.3 Results

We report CEB results in Table 1, quotation attribution results in Figure 4, and other model ablations in Appendix H.

**GraphLit improves on Context tasks.** Across CEB task types, GraphLit notably yields large improvements on Context tasks. While Qwen3 Embeddings DNC struggle on description and QA tasks, GraphLit trained with DHCNs, Static CNs and No CN shows strong gains, suggesting that learned representations encode richer information from localized context than Qwen3 embeddings. This improvement is further revealed on quotation attribution, a contextual task by nature. Here, GraphLit largely improves over the Qwen and DCN baselines, especially on quotations where the speaker is not explicit.

	DHCN	No CN	Qwen
<b>New Chars</b>			
AC	-0.519**	-0.417**	-0.362**
MEAN	4.485**	3.029**	3.552**
<b>Transitivity</b>			
AC	-0.327**	-0.225**	-0.114
MEAN	1.655**	0.552**	2.294**
<b>Components</b>			
AC	-0.277**	-0.265**	-0.2615**
MEAN	0.009	0.023	0.2746**
$R^2$	0.322	0.441	0.2515

Table 2: Regression results per type of log-circuitousness (\*\*:  $p < 0.01$ ). AC indicates autocorrelation and MEAN are average values. Wald tests show that New Chars AC and Transitivity AC are statistically different between DHCN and other types.

**Character-segment grounding matters more than social relations** Surprisingly, our ablations show that GraphLit trained with removed character interactions (No CN) is competitive against standard DHCN, reaching slightly higher average accuracy on book and Context tasks. This is also true on quotation attribution, where only small differences in accuracy are observed. Thus, the dominant information learned by GraphLit appears not to come from character interactions, but rather from the grounding of characters in their dynamic textual contexts. This counter-intuitive result echoes the debate among literary critics, where our proposed framework focuses rather on the textual signifiers of characters than a story’s social structure.

**Character Network structure matters for role understanding** On the *role* and *protagonist* task, all graph methods largely improve over Qwen3-Embeddings, indicating that network structures are relevant for socially grounded tasks. Interestingly, even when character networks are removed, No CN performs better than DCN, which suggests that the character-segment grounding allows the network to still learn social patterns.

**Dynamic Social Patterns do not help** Static DHCN shows the best average result on Context-tasks, and performs on-par with DHCN on *book-related tasks*. By formulating the dynamics through segment embeddings contextualized within each block, this result suggests that contextual dynamics are the most important information provided in DHCNs.

**GraphLit improves on difficult inference tasks** The large gains in the attribution of *anaphoric* and *implicit* quotations confirms that GraphLit trained

with DHCNs, Static CNs and No CNs learns rich representations. It performs significantly better than  $UAR_{Scene}$ , a model designed to directly improve attribution accuracy: with DHCN, the overall accuracy is 0.865 and 0.837 with  $UAR_{Scene}$ .

**LLM-based embeddings do not improve performance** GraphLit trained on DHCNs initialized with E5-large embeddings is on-par with GraphLit that uses Qwen3-4b-Embeddings, suggesting that the gains are not specific to the Qwen model.

## 5 Detection of Narrative Non-Linearity

Non-linearity, a discrepancy that occur in a story when the next logical step is replaced by a shift of focus in a different direction, is a notion that has always been present in human narration.

Recently, Toubia et al. (2021) proposed *circuitousness*, an embedding-based measure that captures non-linearity when used with Word2Vec embeddings (Piper and Toubia, 2023). It is defined as the sum of observed euclidean distances between consecutive chunk embeddings compared to the minimal distance that could be travelled by following the shortest path with respect to the distance between chunk embeddings. Then, highly circuitous books are narratives that feature an ordering of events that does not match the expected order of events. In our analysis, we instead project each block with Qwen3-Embeddings-4b, and contrast the analysis by comparing circuitousness calculated with GraphLit block embeddings  $H_t$ , in the full DHCN and No CN formulations.

To analyse the extent to which narrative non-linearity is also a social phenomenon, we compute *topological features* from local CNs which characterize social relationships among characters: *transitivity*, *connected components* and *ratio of new characters*, and analyse their impact on circuitousness. A high *transitivity* and number of *connected components* implies the presence of separated social groups, while a high *ratio of new characters* from one block to another implies a change of character focalization in the narrative. Given the sequence of character-networks  $G_t^C$ , we compute the associated sequence of features, followed by calculating two book-level statistics: 1) features values averaged over chunks and 2) feature autocorrelation at lag 1, that informs how each feature is evolving from one block to another, thus providing a global measure of social discrepancy over time.

**Quantitative Study** Following Piper and Toubia (2023), we analyse the impact of our measures of social discrepancy on circuitousness using a linear regression, where we control for text length, number of characters, and a dummy variable that takes a value of 1 if the novel was seen at training time. We use a set of 6084 books from which we gather genre information using metadata from Project Gutenberg, and ensure that no books are tagged as Romance because of their stylistic outlier status (Wilkins, 2016). We standardize log-circuitousness calculated from Qwen and GraphLit embeddings across books, and use it as the dependent variable in the regression.

We present regression results in Table 2 and discuss per-genre results in Appendix I. Interestingly, most of our social measures significantly impact narrative non-linearity (with one exception: the average number of components). As expected, stories with higher average social transitivity or larger average alternation between characters tend to be more non-linear. In contrast, when social patterns repeat consistently across story blocks (high autocorrelation), the narrative tends to be more linear. The regression coefficients indicate that GraphLit embeddings trained with DHCN account more for social measures than Qwen embeddings and DHCN without CN structure, especially in the case of autocorrelations which measures social discrepancy. Thus, using different embeddings shows different pictures: while Qwen embeddings favour semantic (dis)similarities, GraphLits’ embeddings integrate social discrepancies at a higher rate. This is corroborated when looking at the most circuitous books (DHCNs): these are often compilations of works, featuring distinct plot-lines and social structures.

## 6 Conclusion

We introduced GraphLit, a framework for learning rich literary representations from character-text graphs. GraphLit draws on our proposed Dynamic Heterogeneous Character Networks (DHCNs), which ground characters in their localized context by adding textual information to Character Networks through the addition of *segment* nodes. Our experiments show that GraphLit learns character representations which are particularly informative when used for *contextual* tasks such as Character Identification or Quotation Attribution. Interestingly, we show that downstream gains can mostly be attributed to how characters are grounded in

their context, rather than signal from their evolving social relations. Finally, we propose a case study of GraphLit and DHCNs, showing that narrative non-linearity is also correlated with how character relationships evolve over time, a phenomenon that DHCNs capture more strongly.

## 7 Limitations

Our work bears several limitations. First, as with all character network methods, DHCNs identify and group mention of characters through an imperfect Character Name Clustering (CNC) step. Thus, for some novels, DHCNs might fail to link crucial mentions of characters together, which can hinder downstream analysis on some characters. While coreference resolution is often used in the extraction, we chose not to use it because it is a noisy and computationally intensive process. However, we note that extending GraphLit to coreference-based character networks is a promising direction for future work.

Besides, our graph extraction process relies on important hyperparameters that affect the resulting graph structure: the co-occurrence window and minimal number of mentions for character-network extraction, and the block size and segment size for textual information. While we did look at how block size impacts downstream performance, we think that measuring the effect of a change in these parameters in both the final structures as well as downstream performance is an interesting future work.

Our ablations of GraphLit components focus on modifying the graph structure, global loss, block sizes, text-encoder model for initial attributes, and attention-pooling for global representations. However, we acknowledge that other ablations would be particularly interesting to understand the effect of each component, such as ablating the ordering loss, the Transformer block, or replacing the HGT backbone with a simple homogeneous GNN backbone. Although these ablations would allow a better understanding of GraphLit components, we note that our main contribution relies on the formulation of DHCNs, and the proposition of an architecture that learns rich representations from them. We leave finding the best architecture to future work.

Another limitation is the scope of our evaluation. While CEB provides various *character*-related tasks, it does not encompass how character representations can help on broader downstream

tasks, such as description generation, entity linking or long-document understanding. While we use quotation attribution as an example of such downstream tasks, it would be beneficial to extend the analysis to other downstream tasks. We note that the applicability of character representations working jointly with Large Language Models is a promising direction for generalization to unseen tasks.

Finally, our case-study on narrative non-linearity mainly includes a quantitative analysis of correlation between DHCNs topological measures and circuitousness. Although our analysis is extended in Appendix I (for example we discuss that GraphLit most circuitous books are either volumes or compilations of different works, which are by nature non-linear), a complete qualitative study done with literary scholars would be a promising direction for future work.

## 8 Acknowledgements

This work was performed using HPC resources from GENCI-IDRIS (Grant AD011017601)

## References

- Apoorv Agarwal, Augusto Corvalan, Jacob Jensen, and Owen Rambow. 2012. [Social network analysis of alice in wonderland](#). In *Proceedings of the NAACL-HLT 2012 Workshop on Computational Linguistics for Literature*, pages 88–96, Montréal, Canada. Association for Computational Linguistics.
- Arthur Amalvy, Vincent Labatut, and Richard Dufour. 2024. [Renard: A modular pipeline for extracting character networks from narrative texts](#). *Journal of Open Source Software*, 9(98):6574.
- Arthur Amalvy, Vincent Labatut, and Richard Dufour. 2025. [The role of natural language processing tasks in automatic literary character network construction](#). In *Proceedings of the 31st International Conference on Computational Linguistics*, pages 8462–8473, Abu Dhabi, UAE. Association for Computational Linguistics.
- Stefanos Angelidis, Lea Frermann, Diego Marcheggiani, Roi Blanco, and Lluís Màrquez. 2019. [Book QA: Stories of challenges and opportunities](#). In *Proceedings of the 2nd Workshop on Machine Reading for Question Answering*, pages 78–85, Hong Kong, China. Association for Computational Linguistics.
- David Bamman, Ted Underwood, and Noah A. Smith. 2014. [A Bayesian mixed effects model of literary character](#). In *Proceedings of the 52nd Annual Meeting of the Association for Computational Linguistics (Volume 1: Long Papers)*, pages 370–379, Baltimore,

- Maryland. Association for Computational Linguistics.
- R. Barthes. 1970. *S/Z*. Éditions du Seuil, Paris.
- Anthony Bonato, David Ryan D’Angelo, Ethan R. Elenberg, David F. Gleich, and Yangyang Hou. 2016. [Mining and modeling character networks](#). *Preprint*, arXiv:1608.00646.
- Xavier Bost, Serigne Gueye, Vincent Labatut, Martha Larson, Georges Linarès, Damien Malinas, and Raphaël Roth. 2019. Remembering winter was coming: Character-oriented video summaries of tv series. *Multimedia Tools and Applications*, 78(24):35373–35399.
- Xavier Bost, Vincent Labatut, Serigne Gueye, and Georges Linarès. 2018. [Extraction and Analysis of Dynamic Conversational Networks from TV Series](#), pages 55–84. Springer International Publishing, Cham.
- Antoine Bourgois, Jean Barré, Olga Seminck, and Thierry Poibeau. 2026. [Toward an ontological representation of fictional characters](#). *Computational Humanities Research*, 2:e6.
- Faeze Brahman, Meng Huang, Oyvind Tafjord, Chao Zhao, Mrinmaya Sachan, and Snigdha Chaturvedi. 2021. [“let your characters tell their story”: A dataset for character-centric narrative understanding](#). In *Findings of the Association for Computational Linguistics: EMNLP 2021*, pages 1734–1752, Punta Cana, Dominican Republic. Association for Computational Linguistics.
- Kent K. Chang, Mackenzie Cramer, Sandeep Soni, and David Bamman. 2023. [Speak, memory: An archaeology of books known to ChatGPT/GPT-4](#). In *Proceedings of the 2023 Conference on Empirical Methods in Natural Language Processing*, pages 7312–7327, Singapore. Association for Computational Linguistics.
- Ziyang Chen, Xing Wu, Junlong Jia, Chaochen Gao, Qi Fu, Debing Zhang, and Songlin Hu. 2026. [Long-bench pro: A more realistic and comprehensive bilingual long-context evaluation benchmark](#). *Preprint*, arXiv:2601.02872.
- David Elson, Nicholas Dames, and Kathleen McKeown. 2010. [Extracting social networks from literary fiction](#). In *Proceedings of the 48th Annual Meeting of the Association for Computational Linguistics*, pages 138–147, Uppsala, Sweden. Association for Computational Linguistics.
- Aaron Grattafiori, Abhimanyu Dubey, Abhinav Jauhri, Abhinav Pandey, Abhishek Kadian, Ahmad Al-Dahle, Aiesha Letman, Akhil Mathur, Alan Schelten, Alex Vaughan, Amy Yang, Angela Fan, Anirudh Goyal, Anthony Hartshorn, Aobo Yang, Archi Mitra, Archie Sravankumar, Artem Korenev, Arthur Hinsvark, and 542 others. 2024. [The llama 3 herd of models](#). *Preprint*, arXiv:2407.21783.
- Alexander Gurung and Mirella Lapata. 2024. [CHIRON: Rich character representations in long-form narratives](#). In *Findings of the Association for Computational Linguistics: EMNLP 2024*, pages 8523–8547, Miami, Florida, USA. Association for Computational Linguistics.
- Sil Hamilton, Matthew Wilkens, and Andrew Piper. 2026. [NarraBench: A comprehensive framework for narrative benchmarking](#). In *Proceedings of the 19th Conference of the European Chapter of the Association for Computational Linguistics (Volume 1: Long Papers)*, pages 3786–3801, Rabat, Morocco. Association for Computational Linguistics.
- Ziniu Hu, Yuxiao Dong, Kuansan Wang, and Yizhou Sun. 2020. [Heterogeneous graph transformer](#). *CoRR*, abs/2003.01332.
- Naoya Inoue, Charuta Pethe, Allen Kim, and Steven Skiena. 2022. [Learning and evaluating character representations in novels](#). In *Findings of the Association for Computational Linguistics: ACL 2022*, pages 1008–1019, Dublin, Ireland. Association for Computational Linguistics.
- Allen Kim and Steve Skiena. 2022. [Chapter ordering in novels](#). In *Proceedings of the 2022 Conference on Empirical Methods in Natural Language Processing*, pages 3838–3848, Abu Dhabi, United Arab Emirates. Association for Computational Linguistics.
- Thomas N. Kipf and Max Welling. 2016. [Variational graph auto-encoders](#). *Preprint*, arXiv:1611.07308.
- Tomás Kociský, Jonathan Schwarz, Phil Blunsom, Chris Dyer, Karl Moritz Hermann, Gábor Melis, and Edward Grefenstette. 2017. [The narrativeqa reading comprehension challenge](#). *CoRR*, abs/1712.07040.
- Vincent Labatut and Xavier Bost. 2019. [Extraction and analysis of fictional character networks: A survey](#). *ACM Comput. Surv.*, 52(5).
- O-Joun Lee and Jason J. Jung. 2020. [Story embedding: Learning distributed representations of stories based on character networks](#). *Artificial Intelligence*, 281:103235.
- Dawei Li, Hengyuan Zhang, Yanran Li, and Shiping Yang. 2023. [Multi-level contrastive learning for script-based character understanding](#). In *Proceedings of the 2023 Conference on Empirical Methods in Natural Language Processing*, pages 5995–6013, Singapore. Association for Computational Linguistics.
- Giuliano Martinelli, Tommaso Bonomo, Pere-Lluís Huguet Cabot, and Roberto Navigli. 2025. [BOOK-COREF: Coreference resolution at book scale](#). In *Proceedings of the 63rd Annual Meeting of the Association for Computational Linguistics (Volume 1: Long Papers)*, pages 24526–24544, Vienna, Austria. Association for Computational Linguistics.

- Víctor Hugo Masías, Paula Baldwin, Sigifredo Laengle, Augusto Vargas, and Fernando A. Crespo. 2017. [Exploring the prominence of romeo and juliet’s characters using weighted centrality measures](#). *Digital Scholarship in the Humanities*, 32(4):837–858.
- Haaris Mian, Melanie Subbiah, Sharon Marcus, Nora Shaalan, and Kathleen McKeown. 2026. [Computational representations of character significance in novels](#). *Preprint*, arXiv:2601.15508.
- Gaspard Michel, Elena V. Epure, Romain Hennequin, and Christophe Cerisara. 2024. [Improving quotation attribution with fictional character embeddings](#). In *Findings of the Association for Computational Linguistics: EMNLP 2024*, pages 12723–12735, Miami, Florida, USA. Association for Computational Linguistics.
- Franco Moretti. 2011. Network theory, plot analysis.
- Argyrios Papoudakis, Mirella Lapata, and Frank Keller. 2024. [BookWorm: A dataset for character description and analysis](#). In *Findings of the Association for Computational Linguistics: EMNLP 2024*, pages 4471–4500, Miami, Florida, USA. Association for Computational Linguistics.
- Vincenzo Perri, Lisi Qarkaxhija, Albin Zehe, Andreas Hotho, and Ingo Scholtes. 2022. One graph to rule them all: Using nlp and graph neural networks to analyse tolkien’s legendarium. *arXiv preprint arXiv:2210.07871*.
- Andrew Piper and Olivier Toubia. 2023. [A quantitative study of non-linearity in storytelling](#). *Poetics*, 98:101793.
- Sandra D Prado, Silvio R Dahmen, Ana LC Bazzan, Pdraig Mac Carron, and Ralph Kenna. 2016. Temporal network analysis of literary texts. *Advances in Complex Systems*, 19(03):1650005.
- V. Propp. 1968. *Morphology of the Folktale: Second Edition*. University of Texas Press.
- Dominik Stammach, Maria Antoniak, and Elliott Ash. 2022. [Heroes, villains, and victims, and GPT-3: Automated extraction of character roles without training data](#). In *Proceedings of the 4th Workshop of Narrative Understanding (WNU2022)*, pages 47–56, Seattle, United States. Association for Computational Linguistics.
- J Stiller, D Nettle, and R Dunbar. 2003. The small world of shakespeare’s plays. *Human Nature*, 14(4):397–408.
- Yijun Tian, Kaiwen Dong, Chunhui Zhang, Chuxu Zhang, and Nitesh V. Chawla. 2023. [Heterogeneous graph masked autoencoders](#). In *Proceedings of the Thirty-Seventh AAAI Conference on Artificial Intelligence and Thirty-Fifth Conference on Innovative Applications of Artificial Intelligence and Thirteenth Symposium on Educational Advances in Artificial Intelligence, AAAI’23/IAAI’23/EAAI’23*. AAAI Press.
- Olivier Toubia, Jonah Berger, and Jehoshua Eliashberg. 2021. [How quantifying the shape of stories predicts their success](#). *Proceedings of the National Academy of Sciences*, 118(26):e2011695118.
- Hardik Vala, David Jurgens, Andrew Piper, and Derek Ruths. 2015. [Mr. bennet, his coachman, and the archbishop walk into a bar but only one of them gets recognized: On the difficulty of detecting characters in literary texts](#). In *Proceedings of the 2015 Conference on Empirical Methods in Natural Language Processing*, pages 769–774, Lisbon, Portugal. Association for Computational Linguistics.
- Ashish Vaswani, Noam Shazeer, Niki Parmar, Jakob Uszkoreit, Llion Jones, Aidan N. Gomez, Lukasz Kaiser, and Illia Polosukhin. 2017. [Attention is all you need](#). *CoRR*, abs/1706.03762.
- Krishnapriya Vishnubhotla, Adam Hammond, and Graeme Hirst. 2022. [The project dialogism novel corpus: A dataset for quotation attribution in literary texts](#). In *Proceedings of the Thirteenth Language Resources and Evaluation Conference*, pages 5838–5848, Marseille, France. European Language Resources Association.
- Krishnapriya Vishnubhotla, Frank Rudzicz, Graeme Hirst, and Adam Hammond. 2023. [Improving automatic quotation attribution in literary novels](#). In *Proceedings of the 61st Annual Meeting of the Association for Computational Linguistics (Volume 2: Short Papers)*, pages 737–746, Toronto, Canada. Association for Computational Linguistics.
- Chonghua Wang, Haodong Duan, Songyang Zhang, Dahua Lin, and Kai Chen. 2024a. [Ada-LEval: Evaluating long-context LLMs with length-adaptable benchmarks](#). In *Proceedings of the 2024 Conference of the North American Chapter of the Association for Computational Linguistics: Human Language Technologies (Volume 1: Long Papers)*, pages 3712–3724, Mexico City, Mexico. Association for Computational Linguistics.
- Liang Wang, Nan Yang, Xiaolong Huang, Linjun Yang, Rangan Majumder, and Furu Wei. 2024b. [Multilingual e5 text embeddings: A technical report](#). *Preprint*, arXiv:2402.05672.
- Benjamin Warner, Antoine Chaffin, Benjamin Clavié, Orion Weller, Oskar Hallström, Said Taghadouini, Alexis Gallagher, Raja Biswas, Faisal Ladhak, Tom Aarsen, Griffin Thomas Adams, Jeremy Howard, and Iacopo Poli. 2025. [Smarter, better, faster, longer: A modern bidirectional encoder for fast, memory efficient, and long context finetuning and inference](#). In *Proceedings of the 63rd Annual Meeting of the Association for Computational Linguistics (Volume 1: Long Papers)*, pages 2526–2547, Vienna, Austria. Association for Computational Linguistics.
- Matthew Wilkens. 2016. Genre, computation, and the varieties of twentieth-century us fiction. *Journal of Cultural Analytics*, 2(2).

Alex Woloch. 2003. *The One vs. the Many: Minor Characters and the Space of the Protagonist in the Novel*. Princeton University Press.

Fen Xia, Tie-Yan Liu, Jue Wang, Wensheng Zhang, and Hang Li. 2008. Listwise approach to learning to rank: theory and algorithm. In *Proceedings of the 25th international conference on Machine learning*, pages 1192–1199.

Liyun Xu, Jiangnan Li, Mo Yu, and Jie Zhou. 2024. Fine-grained modeling of narrative context: A coherence perspective via retrospective questions. In *Proceedings of the 62nd Annual Meeting of the Association for Computational Linguistics (Volume 1: Long Papers)*, pages 5822–5838, Bangkok, Thailand. Association for Computational Linguistics.

Funing Yang and Carolyn Jane Anderson. 2024. Evaluating computational representations of character: An austen character similarity benchmark. In *Proceedings of the 4th International Conference on Natural Language Processing for Digital Humanities*, pages 17–30, Miami, USA. Association for Computational Linguistics.

Xinfeng Yuan, Siyu Yuan, Yuhan Cui, Tianhe Lin, Xintao Wang, Rui Xu, Jiangjie Chen, and Deqing Yang. 2024. Evaluating character understanding of large language models via character profiling from fictional works. In *Proceedings of the 2024 Conference on Empirical Methods in Natural Language Processing*, pages 8015–8036, Miami, Florida, USA. Association for Computational Linguistics.

Yanzhao Zhang, Mingxin Li, Dingkun Long, Xin Zhang, Huan Lin, Baosong Yang, Pengjun Xie, An Yang, Dayiheng Liu, Junyang Lin, Fei Huang, and Jingren Zhou. 2025. Qwen3 embedding: Advancing text embedding and reranking through foundation models. *arXiv preprint arXiv:2506.05176*.

Ze Yu Zhang, Zitao Li, Yaliang Li, Bolin Ding, and Bryan Kian Hsiang Low. 2026. Respecting temporal-causal consistency: Entity-event knowledge graph for retrieval-augmented generation. In *Proceedings of the 19th Conference of the European Chapter of the Association for Computational Linguistics (Volume 1: Long Papers)*, pages 2017–2054, Rabat, Morocco. Association for Computational Linguistics.

Lisa Zunshine. 2003. Theory of mind and experimental representations of fictional consciousness. *Narrative*, 11(3):270–291.

## A Character Name Clustering

Following standard procedure of character network extraction (Labatut and Bost, 2019), we first use NER on the entire book and only keep mentions that are tagged as character mentions (PER tag). Then, we follow Amalvy et al. (2025) and perform Character Name Clustering (CNC) to regroup PER mentions referring to the same character together.

Formally, for each book, we define a graph where each vertex is a character mention inferred by NER, followed by applying a set of inclusion and restriction heuristics on connections between vertices. We chose not to use coreference resolution as additional clustering information, namely because coreference resolution on full books is a noisy and computation intensive process (Martinelli et al., 2025). We note that perfectly identifying all characters of a fictional work is a very challenging task that has been investigated in prior works (Vala et al., 2015; Amalvy et al., 2025), and it is thus expected that discovered mention clusters might not fully reflect the reality of all characters.

The full CNC process is described below. For each vertex in the graph, we infer its gender based on a priority list: 1) if the mention contains a title, we infer the gender based on it, 2) we use a list of around 8000 common English names with their associated gender, and assign a gender to a name if it is non-ambiguous<sup>3</sup> and 3) we inspect each occurrence of the vertex and calculate the proportion of gendered pronouns (*his*, *himself*, *her*, *herself*) and assign a gender based on a majority vote. Then, we add an edge between vertices following a set of rules based on name variations, and additionally use a gazetteer of around 1000 names and their variations (e.g. Tim and Timmy) to link vertices. Finally, we use heuristics to remove unlikely connections: 1) if the two names have a different inferred gender, 2) if the two names share a common surname but have a different first name and 3) if the two names contain a different honorific (e.g. “Mister” and “Mr.”). The standard procedure then proceeds to remove all edges belonging to the shortest path between prohibited pairs (Vala et al., 2015). We also include an additional heuristic that removes isolated vertices (i.e. mentions that are not connected to any other vertices) in cases where these isolated vertices can be attributed to multiple connected clusters. This heuristics targets the removal of isolated last names that occur when two characters have the same last name and an inferred mention is this sole last name (e.g. “Bennet” which could be attributed to both “Mr. Bennet” and “Elizabeth Bennet”).

<sup>3</sup><https://www.cs.cmu.edu/Groups/AI/areas/nlp/corpora/names/>

## B Background on Heterogeneous Graph Transformer

As most Graph Neural Networks (GNNs), Heterogeneous Graph Transformer (HGT) (Hu et al., 2020) processes graph data through a cascade of Message Passing layers, which are neural networks that aggregate neighbouring information to update a node representation. Compared to standard GNNs, HGT processes heterogeneous graphs  $H = (V, E, T, X)$  where  $V$  is the set of nodes,  $E$  the set of edges,  $T$  the set of relation types for all edges and  $X$  are initial attributes. As we have shown, Heterogeneous Character Networks only support two types of nodes (*character* and *segments*) as well as two types of relations (*character-character* and *character-segment*). However, HGT operationalises attention in the general framework of heterogeneous graphs. In particular, it introduces multi-head Heterogeneous Mutual Attention to capture the difference between distribution types of nodes and edges, when aggregating neighbouring information. Formally, let  $e = (u, v)$  be any edge connecting any node  $u$  to any node  $v$ . Then, an attention score is calculated for all edges with a multi-head attention layer that accounts for 1) the type of the source node  $u$ , 2) the type of the target node  $v$  and 3) the type of the edge  $(u, v)$ . These attention scores are then combined with a *message* from a source node  $u$  to a target node  $v$ , that also accounts for different types. Then, for a target node  $v$ , its updated representation is calculated as the aggregation of all messages from its neighbours  $u \in \mathcal{N}(v)$  weighted by the associated attention scores.

## C Homogeneous and Heterogeneous Multi-Head Attention

We define below our implementation of Homogeneous and Heterogeneous multi-head attention, used to derive pooled global representations of characters (homogeneous), blocks and book (heterogeneous). Suppose the following DHCN:  $\{H_t = (\mathcal{V}_t, \mathcal{E}_t, T_{\mathcal{V}}^t, T_{\mathcal{E}}^t, X_t^{\mathcal{C}}, X_t^{\mathcal{S}})\}$ ,  $t = 1 \dots T$ , and let  $\mathbf{h}_c^{(L)} \in \mathbb{R}^d$  and  $\mathbf{h}_s^{(L)} \in \mathbb{R}^d$  be final character and segment representations respectively, let  $\tau(u) : \bigcap_t \mathcal{V}_t^{\mathcal{C}} \rightarrow \mathcal{C}$  be a function that returns the character identifier  $c$  of any character node  $u$  in the DHCN. Homogeneous multi-head attention follows the multi-head attention of Vaswani et al. (2017) with  $Q = K = V = \mathbf{h}_c^{(L)}$ , where the softmax is taken over the set  $I(c) = \{u, u \in$

Instruct: Given a query that contains a character name and its aliases, retrieve book passages relevant to the query  
 Query: The name of the character is {name}, and is sometime mentioned with one of the following aliases: {aliases}

Figure 5: Template used to derive initial character attributes. We use the aliases extracted during character name clustering.

$\bigcap_t \mathcal{V}_t^{\mathcal{C}}, \tau(u) = c\}$ . For heterogeneous multi-head attention, let  $I(t) = \{u, u \in \mathcal{V}_t\}$  and  $I(B) = \mathcal{V}$  be the set of all nodes in block  $t$  and the set of all nodes in book  $B$  respectively. We define the following heterogeneous multi-head attention layer:

$$\begin{aligned} m_s^i &= \frac{(\mathbf{W}_{Q_s}^i \mathbf{h}_s^{(L)})(\mathbf{W}_{K_s}^i \mathbf{h}_s^{(L)})}{\sqrt{d_h}}, \quad s \in \mathcal{V}^{\mathcal{S}} \\ V_s^i &= \mathbf{W}_{V_s}^i \mathbf{h}_s^{(L)} \\ m_c^i &= \frac{(\mathbf{W}_{Q_c}^i \mathbf{h}_c^{(L)})(\mathbf{W}_{K_c}^i \mathbf{h}_c^{(L)})}{\sqrt{d_h}}, \quad c \in \mathcal{V}^{\mathcal{C}} \\ V_c^i &= \mathbf{W}_{V_c}^i \mathbf{h}_c^{(L)} \\ V^i &= [V_c || V_s], \quad \alpha^i = \text{softmax}([\alpha_c || \alpha_s])_{c,s \in I} \\ o &= [\quad || \quad \alpha_i V^i]_{i=1, \dots, h} W_O \end{aligned}$$

where  $||$  denotes concatenation,  $\mathbf{W}_{Q_s}^i, \mathbf{W}_{Q_c}^i, \mathbf{W}_{K_s}^i, \mathbf{W}_{K_c}^i, \mathbf{W}_{V_s}^i, \mathbf{W}_{V_c}^i \in \mathbb{R}^{d_h \times d_{hgt}}$  are type-specific query, key and value projection layers,  $h$  is the number of attention heads,  $\mathbf{W}_O \in \mathbb{R}^{(d_h \cdot h) \times d_{out}}$  is the output projection, and  $I \in \{I(t), I(B)\}$  is the node set that determines whether we're computing global block or book representations. Concretely, this layer applies type-specific Q,K,V projections, which are then concatenated before applying softmax normalization to compute attention weights.

## D Edge and Attribute Reconstruction

**Initial Node Attributes** are computed using Qwen3-4b-Embeddings. While segment texts are directly encoded, character prompts are created with a template that uses a task prompt and extracted aliases for each character. The prompt is provided in Figure 5.

**Edge Reconstruction** For both edge types, we train a different MLP on the task of link prediction, projecting the concatenation of final node representations to provide a scalar score  $l(u, v) = \text{MLP}([\mathbf{h}_v^{(L)}|\mathbf{h}_u^{(L)}])$ . At this stage, we *augment* character representations  $\hat{\mathbf{h}}_u^{(L)} = \mathbf{h}_u^{(L)} + \mathbf{H}_{\tau(u)}$  by adding their global representation computed from the entire novel. This process helps build global embeddings  $\mathbf{H}_c$  that add information on local tasks, such as link prediction. Let  $E_t^{C+}$  denote the *character-character* edges that were initially masked and  $E_t^{C-}$  subsampled negative edges that do not exist in the initial graph  $H_t$  (we use similar notations for  $E_t^S$ ). We also denote as  $\mathcal{G}^+$  a set of global character interactions that occur in the book and  $\mathcal{G}^-$  as sampled interactions that did not occur. For example, consider the edge  $(u, v)$ ,  $u, v \in \mathcal{V}^C$ , then  $(\tau(u), \tau(v))$  might be part of  $\mathcal{G}^+$ . In particular, we build  $\mathcal{G}^-$  by sampling negative edges both from within the same book and across different books. The link prediction tasks that we use in GraphLit are defined as the following:

$$\begin{aligned} \text{NLL}(x, E^+, E^-) &= \sum_{i \in E^+} \log \sigma(x_i) + \sum_{j \in E^-} \log(1 - \sigma(x_j)) \\ \mathcal{L}_{cc} &= \text{NLL}(f_C([\hat{\mathbf{h}}_c^{(L)}|\hat{\mathbf{h}}_{c'}^{(L)}]), E_t^{C+}, E_t^{C-}) \\ \mathcal{L}_{cs} &= \text{NLL}(f_S([\hat{\mathbf{h}}_c^{(L)}|\mathbf{h}_s^{(L)}]), E_t^{S+}, E_t^{S-}) \\ \mathcal{L}_{global} &= \text{NLL}(f_G([\mathbf{H}_c|\mathbf{H}_{c'}]), G_t^+, G_t^-) \end{aligned}$$

where  $\|$  denotes concatenation,  $f_C, f_S, f_G$  are MLP layers that produce scalar scores.

**Node Attribute Reconstruction** Following HGMAE (Tian et al., 2023), we input the (masked) final node representations  $\mathbf{h}_c^{(L)}$  and  $\mathbf{h}_s^{(L)}$  to a small decoder, which is defined as a different HGT instance with 1 layer, with output hidden dimension set to the initial representation size  $d^{dec} = d^{qwen}$ . Before feeding them to the decoder, we leverage again the initial mask  $\delta(m)$  to mask again final node representations at the initial sampled positions  $\tilde{V}^C$  and  $\tilde{V}^S$ , with a new learnable mask token. Denoting the masked initial attributes as  $\tilde{X}$  and the output of the decoder as  $\tilde{\mathbf{h}}_c^{(L)} \in \mathbb{R}^{d^{dec}}$  and  $\tilde{\mathbf{h}}_s^{(L)} \in \mathbb{R}^{d^{dec}}$  we compute the following cosine

losses, scaled by a factor of  $\gamma$ :

$$\begin{aligned} \mathcal{L}_{attr}^C &= \frac{1}{|\tilde{V}^C|} \sum_{c \in \tilde{V}^C} \left( 1 - \frac{\tilde{X}_c \cdot \tilde{\mathbf{h}}_c^{(L)}}{\|\tilde{X}_c\| \times \|\tilde{\mathbf{h}}_c^{(L)}\|} \right)^\gamma \\ \mathcal{L}_{attr}^S &= \frac{1}{|\tilde{V}^S|} \sum_{s \in \tilde{V}^S} \left( 1 - \frac{\tilde{X}_s \cdot \tilde{\mathbf{h}}_s^{(L)}}{\|\tilde{X}_s\| \times \|\tilde{\mathbf{h}}_s^{(L)}\|} \right)^\gamma \end{aligned}$$

In our experiments, we use  $\gamma = 1$ .

**Complete Loss** The final loss formulation for GraphLit is the following:

$$\begin{aligned} \mathcal{L} &= \lambda_1 \mathcal{L}_{ord} + \lambda_2 \mathcal{L}_{cc} + \lambda_3 \mathcal{L}_{cs} + \lambda_4 \mathcal{L}_{global} + \\ &\quad \lambda_5 \mathcal{L}_{attr}^C + \lambda_6 \mathcal{L}_{attr}^S \end{aligned}$$

In our experiments, we set  $\lambda_1 = 0.2$  to balance the ordering signal, and use  $\lambda_i = 0.5$  for  $i = 2, \dots, 6$ .

## E DHCNs Statistics

We display in Table 3 the descriptive statistics of the DHCNs extracted from our dataset. When extracting blocks of 1500 tokens, we leverage 20,413 books, from which 16,367 are used for training, 710 for evaluation and 1776 for testing. When using chapters as separator, we kept 12,563 books for training, using similar validation and test sets. We note that we removed from training data books that contain: 1) a too large amount of blocks (1500 for the token split, 60 for the chapter split), 2) a block with too large amount of text chunks (1000 for the token split, 150 for the chapter split), 3) less than 5 total number of character-character edges and 4) no character nodes and 5) books that contain less than 5 blocks. As for the benchmark setup, we do not apply any restrictions and instead compute embeddings on all DHCNs. The chapter split contains slightly more books, explaining the differences in the number of unique characters and mentions. We see that DHCNs in the chapter split contain slightly more character nodes on average, and characters are slightly more connected as shown by the degree value.

## F GraphLit Configuration and Hyperparameters

In this section, we report the hyperparameters used during training, as well as the general model configuration of GraphLit. Qwen3-4B-Embeddings has a hidden dimension of 2560, from which we project

Split	Block	Char	$M_c$	$V^S$	$V^C$	Seg/Block	$E^C$	$E^S$	Degree <sup>C</sup>	Degree <sup>S</sup>
1500 Tokens	42.3	17.8	74.2	250.2	717.3	17.8	256.7	492.3	6.5	1.3
1 Chapter	23.4	18.6	79.5	167.3	746.2	42.1	220.4	529.0	10.5	1.4

Table 3: Summary statistics of DHCNs extracted from all twenty-thousand books.

both segment and character representations to the hidden dimension of HGT. The Transformer uses 4 Llama decoder layers (Grattafiori et al., 2024) and operates directly on the projected segment representations. Each layer has 4 attention heads and an MLP factor of 2 for the output of self-attention. In all GraphLit experiments, we set the hidden dimension of HGT to 256 and use  $L = 3$  HGT layers, where each layer is composed of 8 attention heads. The HGT decoder used for attribute restoration is a single-layer HGT decoder with 8 attention heads. All pooling layers are composed of 8 attention heads and project the final representations to a latent dimension of 256. GraphLit has a total of 8,206,688 parameters. For the prediction heads, we employ MLP layers with GELU activations. For link prediction, we use a 2-layer MLP with an intermediate dimension of 1024, and for graph-level prediction, we use a 3-layer MLP with intermediate dimensions of 1024.

GraphLit is trained for 50 epochs with a batch size of 64 novels. We use the AdamW optimizer with a learning rate of 0.0005 and a weight decay of 0.001. The edge masking rate is fixed at 50%, and the attribute masking rate is set to 50%, increasing linearly by increments of 0.005 every epoch.

## G Character Embedding Benchmark

The Character Embedding Benchmark (CEB) (Inoue et al., 2022) is a benchmark suite designed to evaluate fixed-length representations of fictional characters in novels. It is derived from 17,275 public-domain books from Project Gutenberg. The benchmark is intended to test whether character embeddings encode information about individual character attributes, local narrative context, and book-level metadata. We describe below the different tasks presented in CEB.

**Gender** is a binary classification task in which the model predicts whether a character is male or female. Gold labels are assigned heuristically from the majority of male or female pronouns coreferent with the character. A character is labelled male if male pronouns outnumber female pronouns by at least 10%, and female under the converse

condition. The dataset originally contains 5,000 examples from which we could recover 4,216 data points.

**Role** asks the model to identify a character’s role, such as *schoolmaster* or *aristocrat*, from four candidate roles. Gold roles are extracted from two reference books on English literature, with dependency parsing used to retain head nouns. This task originally contains 484 examples, from which we recover 418 data points.

**Protagonist** is a binary task that asks whether a character is the protagonist of a book. The most frequently mentioned character in a book is used as an approximate gold-standard protagonist. This task originally contains 5,000 examples, from which we recover 4,315 data points.

**Identity** is a binary pairwise task in which the model determines whether two characters from different books are the same entity. Positive examples are constructed from characters that share the same full name and author. This task originally contains 5,000 examples, from which we recover 4000 examples.

**Speaker** presents an explicit quotation of at least 50 words and asks the model to identify which character uttered it among 4 candidates. This task originally contains 2,879 examples, from which we recover 1490 data points.

**Character Identification** presents a description of a character where all mentions of the character are replaced by a [MASK] token, and asks the model to identify which characters among 4 candidates it corresponds to. We use descriptions from LiSCU (Brahman et al., 2021) to which we could map original characters to our DHCNs characters. We build the candidate subsets by always choosing the characters that are the most mentioned in the story, which we believe can be strong distractors. It contains 893 examples.

**Sentence description** presents a single sentence description of a character (e.g. “A simple but honest man”), in which we ensure that it does not contain any named mention of the character it refers to. The model need to identify which characters among 4 candidates the description corresponds to. We use

descriptions from BookWorm (Papoudakis et al., 2024), mapping and building candidates using the same process as above. It contains 1,987 examples.

**Question Answering** presents a character-related question and asks the model to select the correct character answer from four candidates. The questions are drawn from NarrativeQA (Kociský et al., 2017) and character-related annotations from Angelidis et al. (2019). This task originally contains 587 examples, from which we recover 345 data points.

**Author** is a binary pairwise task in which the model predicts whether two characters, drawn from different books, come from books by the same author. This task originally contains 5,000 examples, from which we recover 3,566 data points.

**Book** is a binary pairwise task in which the model predicts whether two characters come from the same book. This task originally contains 5,000 examples, from which we recover 3,543 data points.

**Genre** asks whether a character belongs to a book with a given genre label. Since Project Gutenberg books may have multiple subject labels, the benchmark defines 11 binary classification tasks from frequent Project Gutenberg metadata subjects: 19th century, adventure stories, detective and mystery stories, fiction, historical fiction, humorous stories, juvenile fiction, love stories, science fiction, short stories, and western stories. The reported score averages across these binary genre tasks. The genre task originally contains 44,152 examples, from which we recover 37,332 data points.

**Evaluation Setup** For evaluation, we use 5-fold cross validation for tasks with more than 2000 instances, and 10-fold cross validation for tasks with less. For binary tasks, we train a single linear layer on top of frozen embeddings. For pairwise tasks (such as *book* or *author*), we use the CEB setup and train a linear classifier on top of element-wise product and differences  $[c_1 \odot c_2; |c_1 - c_2|]$ . For scoring tasks (such as *role* and *qa*), we project the query to the dimension of candidate embeddings with a linear layer, and build scores by computing a dot product between the two. As all contextual tasks require text-understanding, we project textual queries with all-MiniLM-L12-v2 as done in CEB. We train each probe for 20 epochs with a learning rate of 0.001, using test-accuracy at the last epoch. We fix the cross-validation seed and train linear probes 5 times, reporting the cross-validation

accuracy averaged across model seeds.

## H Additional GraphLit Results and Ablations

### H.1 Block Ordering

As GraphLit variants have been trained on the task of block ordering, we provide in Table 5 ordering results of the test-split containing around 1700 novels unseen during training. In particular, these books are novels from the test split of Kim and Skiena (2022), and contain between 5 to 50 chapters. In particular, chapter ordering has been shown to be a very challenging task which requires dedicated models, and where LLMs tend to fail drastically (Chen et al., 2026). We report standard rank correlation metrics between the order predicted by GraphLit and the ground truth order, as done in Kim and Skiena (2022). These metrics include Kendall’s Tau, Spearman Rho and Rouge-S. They all evaluate to which extent the predicted order correlates with the ground truth order, and are less strict than metrics such as position accuracy.

#### GraphLit models understand narrative order

Considering how hard the task is (the average number of chunks per novel is about 40), Kendall’s Tau and Spearman Rho values indicate that GraphLit—although not being perfect—has a great understanding of how the narrative is unfolding. In contrast, Dynamic Character Networks, although trained for ordering, completely fail at capturing narrative order, suggesting that social relationships are not sufficient to fully understand it. Thus, DHCNs dynamic character-segment grounding allows to better encode narrative order than pure dynamic character networks. Interestingly, DHCNs with Static CNs seem to better capture narrative order than standard DHCNs, which might suggest that the structure encoded by the former is a more adequate modelling of how stories unfold.

#### At the chapter level, GraphLit works better than dedicated models

Through its self-supervised learning framework, GraphLit achieves better results than prior models from Kim and Skiena (2022) dedicated to the task of chapter ordering. Among others, these models include several fine-tuned Roberta models, while GraphLit only uses less than 10 million parameters. However, we note that initial node attributes play an important role in the success of the task, as shown by the performance drop when using E5 embeddings.

	Character					Context					Book			
	gender	role	prot	id	Avg	spk	maskd	desc	QA	Avg	auth	book	genre	Avg
Support	4216	418	4315	4000	-	1490	893	1987	345	-	3566	3543	37332	-
DHCN	95.7 (0.0)	<b>48.7</b> (0.4)	82.8 (0.2)	99.3 (0.0)	<b>81.6</b> (0.1)	52.9 (0.3)	67.0 (0.4)	75.5 (0.3)	52.1 (0.7)	61.9 (0.4)	76.3 (0.1)	94.6 (0.1)	79.9 (0.2)	83.6 (0.1)
$-\mathcal{L}_{global}$	95.9 (0.0)	48.1 (0.5)	82.2 (0.1)	<b>99.5</b> (0.0)	81.4 (0.2)	54.2 (0.4)	64.4 (0.4)	73.6 (0.1)	52.1 (1.2)	61.1 (0.5)	65.5 (0.4)	82.7 (0.2)	79.0 (0.2)	75.7 (0.3)
- Att Pooling	95.9 (0.0)	43.5 (0.6)	<b>83.2</b> (0.1)	99.3 (0.0)	80.5 (0.2)	54.3 (0.2)	66.4 (0.4)	<b>76.1</b> (0.1)	51.6 (0.5)	62.1 (0.3)	78.7 (0.1)	95.9 (0.1)	81.2 (0.2)	85.2 (0.1)
Chapter Blocks	95.9 (0.0)	43.3 (0.9)	82.8 (0.2)	98.5 (0.0)	80.1 (0.3)	<b>54.8</b> (0.1)	<b>69.1</b> (0.7)	75.9 (0.2)	<b>53.2</b> (0.6)	<b>63.2</b> (0.4)	<b>80.4</b> (0.2)	97.0 (0.1)	81.3 (0.2)	86.2 (0.2)
+ Book Emb	95.6 (0.1)	39.2 (0.6)	82.6 (0.3)	99.4 (0.0)	79.2 (0.2)	53.0 (0.3)	67.2 (0.8)	75.6 (0.3)	52.4 (1.0)	62.1 (0.6)	80.3 (0.2)	99.9 (0.0)	<b>83.8</b> (0.2)	<b>88.0</b> (0.1)

Table 4: Accuracy (%) across CEB tasks, for different ablations and input changes.

Model	Tau	Rho	Rouge-S
DCN	0.097	0.136	0.549
No CN	0.504	0.648	0.752
Static CN	0.550	0.695	0.775
DHCN	0.512	0.657	0.756
E5-Embs	0.408	0.534	0.704
Kim and Skiena (2022)	0.143*	0.595	0.745
Chapters	0.513	0.645	0.756

Table 5: Ordering scores on around 1700 books from the test-split of Kim and Skiena (2022). we note that the reported Tau in Kim and Skiena (2022) was not using the standard definition of Kendal’s Tau, and is thus not comparable.

## H.2 CEB

We provide in Table 4 additional experimental results on CEB. We focus on two ablations: 1) GraphLit trained without global link prediction and 2) GraphLit where Homogeneous and Heterogeneous Attention Pooling are replaced by simply averaging node embeddings across the sets  $I(c)$ ,  $I(t)$  and  $I(B)$ . We also provide results for two variations: 1) we replace blocks of 1500 tokens with blocks created at the chapter level and 2) we concatenate global book embeddings with global character embeddings before applying the probes.

### Global Link Prediction helps on book-tasks

Training GraphLit without the global link prediction tasks particularly hurts the *author* and *book* tasks (from 84.1% to 75.7% on average) Thus, our formulation seems well designed to help character embeddings encode book-level information, which is what it was designed for.

**Attention Pooling does not help** Results from replacing attention pooling shows that it performs on-

par on contextual tasks, slightly underperforms for character-level task but improves on book-related tasks. Thus, attention pooling does seem like a determinant in GraphLit good contextual performance, but rather how it processes character-segment information.

### Chapter-level DHCNs improve book-level task

Interestingly, training GraphLit with blocks at the chapter level provides better results on all author tasks. Indeed, chapter organization is likely to be an authorial stylistic factor that can help distinguish among books. Thus, character representations from DHCNs at the chapter level seem to better encode this authorial information.

### Book Embeddings capture Authorial patterns

When using both character and book embeddings, we see an expected large increase on book-level tasks. Thus, book embeddings seem to better capture surface-level information such as authorial style and genre definitions.

## H.3 Quotation Attribution

Quotation attribution has been shown to be a challenging task, requiring dedicated pipelines (Vishnubhotla et al., 2023). It has recently been shown that augmenting dedicated models with embeddings of characters provides significant gains (Michel et al., 2024). We thus follow this setup by using our learned character embeddings as additional information to perform quotation attribution on the Project Dialogism Novel Corpus (Vishnubhotla et al., 2022), which contains around 40,000 quotations drawn from 27 novels. However, we had to exclude a book from our evaluation setup (“Howard Ends” written by E. M. Forster) as it is not part of Project Gutenberg.

Model	Overall	Non-Explicit	Explicit	Anaphoric	Implicit
Segment+Local+Global	0.859 ± 0.017	0.822 ± 0.012	0.930 ± 0.031	0.852 ± 0.020	0.786 ± 0.047
Segment+Local	0.848 ± 0.026	0.813 ± 0.025	0.921 ± 0.038	0.834 ± 0.043	0.785 ± 0.040
Segment+Global	0.865 ± 0.025	0.826 ± 0.038	<b>0.941</b> ± 0.032	0.853 ± 0.032	0.795 ± 0.052
Local+Global	<b>0.865</b> ± 0.017	<b>0.833</b> ± 0.014	0.930 ± 0.030	<b>0.859</b> ± 0.027	<b>0.804</b> ± 0.040
Global	0.861 ± 0.021	0.825 ± 0.027	0.931 ± 0.037	0.848 ± 0.025	0.794 ± 0.052
Local	0.845 ± 0.024	0.808 ± 0.019	0.921 ± 0.042	0.827 ± 0.034	0.786 ± 0.034
Segment	0.825 ± 0.034	0.781 ± 0.036	0.911 ± 0.051	0.788 ± 0.048	0.761 ± 0.068

Table 6: Quotation Attribution accuracy by quotation type, where the amount of character information provided to the model varies. Results are reported as the average accuracy over 5 cross-validation seeds, along with standard deviation.

	DHCN		No CN		Qwen	
	Param	CI	Param	CI	Param	CI
SF	-0.084	[-0.188, 0.021]	0.089	[-0.006, 0.184]	-0.616	[-0.720, -0.511]
Adv	-0.056	[-0.160, 0.048]	0.003	[-0.097, 0.102]	-0.395	[-0.505, -0.285]
Humor	0.057	[-0.070, 0.184]	0.212	[0.088, 0.337]	-0.562	[-0.716, -0.408]
Western	-0.004	[-0.097, 0.089]	0.056	[-0.028, 0.141]	-0.165	[-0.269, -0.062]
Hist	-0.093	[-0.179, -0.006]	-0.138	[-0.218, -0.058]	-0.506	[-0.599, -0.413]
Fantasy	-0.020	[-0.190, 0.149]	-0.026	[-0.181, 0.129]	-0.397	[-0.575, -0.220]
Juvenile	0.102	[0.038, 0.167]	0.143	[0.082, 0.203]	-0.434	[-0.504, -0.363]
∈ Train	-0.111	[-0.168, -0.053]	-0.189	[-0.241, -0.138]	-0.032	[-0.089, 0.025]
$R^2$		0.327		0.447		0.279

Table 7: Regression results when using genre labels as regressors. We set the genre "Detective" as the source of comparison.

**Training Setup** Compared to the setup of Michel et al. (2024), we change the following: 1) we use ModernBERT rather than SpanBERT to extract quotation and mention contextual representations, 2) we do not use coreference resolution to form candidate mentions, and instead form candidate mentions by using named mentions extracted during DHCN creation, 3) we use a larger contextual window of 200 tokens before and after the target quotation, and do not replace other quotations in the context with special tokens. The latter point is, in fact, possible thanks to ModernBERT that extends maximum sequence length to a value larger than 512 tokens.

We found that in some cases, a percentage of quotations were *unanswerable* in the sense that no available candidate mentions referring to the true speaker is available in the provided context. Thus, we apply the following modification to the BookNLP+ architecture: for any training quotation, we consider the set of all contextual mentions

augmented with characters that are not present in context. For a character  $c$  which is not mentioned in context, we build mention representation by concatenating representations from a  $[start]$  and  $[end]$  learnable tokens. Then, we simply concatenate the mention representation with a character embedding  $\mathbf{H}_c$  to form a candidate representation that still contains character-level information. Thus, the model can still execute predictions when it thinks that no candidate mentions in context are referring to the speaker. Finally, we create contextualized representations for candidate by concatenating its representation with the target quotation representation (which is itself a concatenation of its start and end token embeddings). Candidate embeddings are fed to a 2-layer MLP to provide a scalar score.

For training, we maximize the likelihood of all candidates referring to the ground-truth speaker. We use a batch size of 64 quotations with learning rate  $7 \times 10^{-5}$ .

**Evaluation Setup** We follow Michel et al. (2024) and perform 5-fold cross-validation with dedicated splits, from which we removed the book “Howards End”. For the  $UAR_{Scene}$  baseline, we use the original code to build stylistic character embeddings from explicit quotations, and then use them as global character representations  $\mathbf{H}_c$ . Since the ModernBERT baseline does not use additional character information, we train it without the modifications applied to the candidate set mentioned above.

**Ablations** For GraphLit variants, instead of using only the available global character representation, we also include the segment representation from which the quote was taken from as well as the local character representation derived from the block the quote was taken from (for Static CN, we do not use such local character representation as they are similar to the global representation). In case where a character was not mentioned in the block, we instead use the nearest available local character representation. We present in Table 6 additional results, where we vary the amount of information provided to the ModernBERT model to assess the utility of each type of representation. We see that the **Global** character representation accounts for most of the downstream performance, followed by the *local* character representation. Interestingly, the best performance on non-explicit quotations is achieved when using both local and global embeddings, while the best performance on explicit quotations is achieved when combining the segment and global representations. These results suggest that although the global representation is more informative overall, segment and local character representations encode different information types that can be leveraged to solve different kinds of tasks.

## I Detecting Narrative Non-Linearity

As mentioned, circuitousness calculates the ratio between the distance travelled from an observed ordering of events and the minimum distance that could be travelled when taking the shortest path between events. It is calculated as the following: suppose an ordered sequence of  $T$  block embeddings  $\mathbf{H}_t$ . First the euclidean distance between two succeeding blocks is computed  $d_t = \|\mathbf{H}_{t+1} - \mathbf{H}_t\|$ , allowing to calculate  $Speed = \frac{1}{T-1} \sum_{t=1}^{T-1} d_t$ . Lower speed indicates that the events featured in any given sequence of text tend to be more related (where the notion of similarity is entirely defined by the rep-

resentation space  $\mathbf{H}_t$ ). Then, *Distance* is defined as the minimal distance required to cover all text blocks in the narrative, holding the first and last points fixed. Finally, the circuitousness for a book  $B$  is calculated as  $circ(B) = \frac{Speed(B)}{Distance(B)}$ .

Circuitousness has been shown to be lower for non-fiction books relative to fiction books, where the former are usually more linear in structure (Piper and Toubia, 2023). Since we only focus on fiction novels, we are rather interested in looking at differences across genre when computing circuitousness with varying embeddings. We use 8 genre tags extracted from Project Gutenberg: *Science-Fiction*, *Adventure Fiction*, *Humorous stories*, *Detective stories*, *Westerns*, *Historical fiction*, *Fantasy* and *Juvenile*. We show in Table 7 the resulting regression coefficients per genre, along with their associated confidence interval, in order to interpret how genres differ in terms of linear storytelling. We take the *Detective* genre as comparison point by dropping its genre label.

When using Qwen embeddings, we recover the analysis from Piper and Toubia (2023) where detective stories are the most circuitous, as shown by the negative signs for all other genre. However, the picture is drastically different when using GraphLit embeddings. Interestingly, the difference in genre are less pronounced: only Juvenile fiction is statistically more circuitous than detective stories for both embedding types, while NO CN embeddings also show higher circuitousness for humorous stories. Besides, although the impact of being part of the training is significant for both types, it is relatively small (recall that the dependent variable is the standardized log-circuitousness ; a value of  $-0.189$  indicates that books part of the training data have, on average, a log circuitousness  $-0.189$  below the mean. Together with the fact that topological measures of social dynamics have a strong impact on non-linearity as captured by these embeddings, this suggests that DHCNs and No CN networks learn a different kind of non-linearity than standard semantic measures, which is not a mere training artifact. As part of a verification, we found that the most circuitous books for both embeddings were often volumes or compilations of different works, thus often establishing new characters and settings.

## J Computational Infrastructure

All experiments were run on a single Nvidia H100, equipped with 80GB of GPU ram.