

---

# A Matter of TASTE: Improving Coverage and Difficulty of Agent Benchmarks

---

**Tomer Keren**

Faculty of Data and Decision Science  
Technion  
tkeren@campus.technion.ac.il

**Nitay Calderon**

Faculty of Data and Decision Science  
Technion  
nitay@campus.technion.ac.il

**Asaf Yehudai**

IBM Research  
Asaf.Yehudai@ibm.com

**Yotam Perlitz**

IBM Research  
yotam.perlitz@ibm.com

**Michal Shmueli-Scheuer**

IBM Research  
shmueli@il.ibm.com

**Roi Reichert**

Faculty of Data and Decision Science  
Technion  
roiri@technion.ac.il

## Abstract

As agent capabilities advance, existing benchmarks, such as  $\tau^2$ -Bench, are becoming increasingly saturated. Yet constructing new benchmark tasks remains complex, costly, and labor-intensive. Moreover, the standard approach, in which scenarios are first written in natural language and then mapped to tool sequences, captures only a narrow subset of the tool-use patterns agents exercise. In this paper, we address these problems by reversing the task construction process. We propose TASTE: Task Synthesis from Tool Sequence Evolution, an automatic method that generates challenging tasks with broader tool-use coverage. TASTE utilizes an Adaptive Contrastive  $n$ -gram model trained on LLM-judged validity signals. This enables sampling valid tool sequences that cover a vast range of tool combinations. TASTE then selects representative sequences from the pool via clustering, instantiates them into complete benchmark tasks, and refines them through iterative difficulty evolution. Using TASTE, we construct  $\tau^c$ -Bench, a challenging extension of the three domains of  $\tau^2$ -Bench. We evaluate 11 agent/user LLM pairs and find that models nearly saturating  $\tau^2$ -Bench suffer severe performance drops on our tasks (e.g., Gemini-3-Flash falls from 0.82–0.94 to 0.28–0.61). Beyond increasing difficulty, our generated tasks more than double the number of unique tool combinations agents must execute. Our results suggest high scores on existing benchmarks often reflect saturation rather than robust task-solving ability. By automating the generation of difficult, high-coverage benchmarks, TASTE enables continuous, scalable evaluation of future agents.<sup>1</sup>

## 1 Introduction

Tool-using agents interact with and modify external environments through tool invocations [1], such as executing code [2, 3], legal complaint drafting, managing customer accounts, or placing orders [4–6]. Unlike standard input-output systems, tool-using agents operate through multi-step actions that

---

<sup>1</sup>The code for TASTE and the  $\tau^c$ -Bench data are available at Anonymous Git Repo.

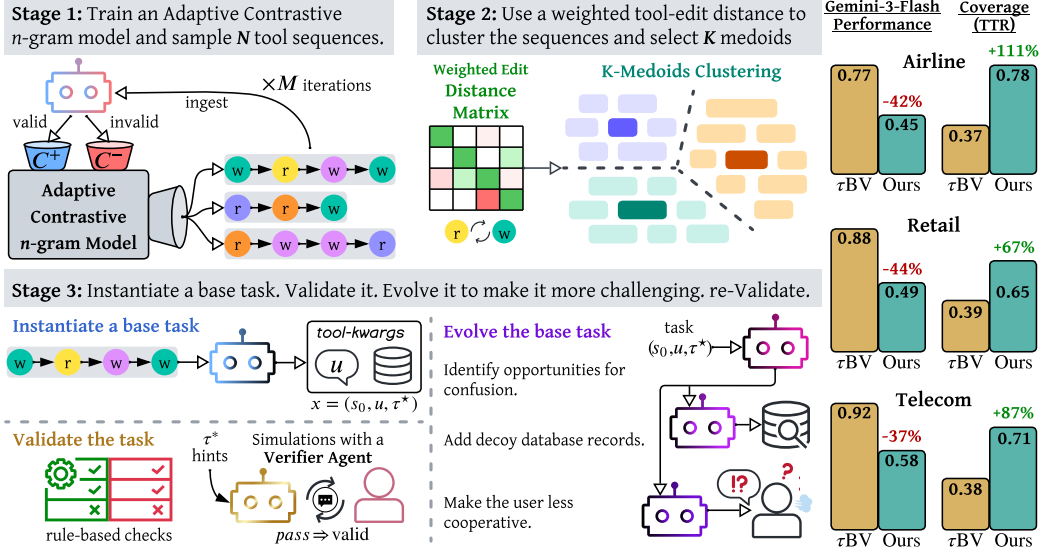


Figure 1: Illustration of TASTE, our three-stage method for synthetic task generation. We demonstrate the method across the three domains of  $\tau^2$ -Bench (Verified,  $\tau$ BV). Evaluating a Gemini-3-Flash agent (averaged over two different user LLMs) shows that, unlike  $\tau$ BV,  $\tau^c$ -Bench is non-saturated. Besides being more challenging,  $\tau^c$ -Bench exhibits broader coverage, requiring agents to exercise a more diverse set of tool combinations, as quantified by the type-token ratio (TTR; see §5).

evolve the world state, making evaluation dependent not on any single response but on the cumulative effect of the entire interaction [7]. A natural evaluation paradigm, adopted by benchmarks such as  $\tau$ -Bench [8, 9], is final-state evaluation: a task is solved if the world state at termination matches a target state induced by a gold tool-call sequence. Constructing benchmarks under this paradigm is particularly demanding. Authoring even a single task involves writing natural-language instructions, configuring the environment, deriving the correct sequence of tool calls, and verifying that the target state is both consistent and reachable [10, 11]. At the same time, agent capabilities are advancing rapidly, and leading models are approaching the ceiling of existing benchmarks [7–9, 12–15].

The combination of costly manual construction and accelerating saturation creates an urgent need for automatic benchmark generation [16, 17]. However, effective automation first requires identifying the properties a good benchmark should satisfy and how to measure them. Our paper begins by proposing three desiderata for benchmarks of tool-using agents. *Validity* requires every task to be both automatically verifiable and correct in that the gold final state is reachable from the task specification. *Difficulty* requires tasks to meaningfully separate agents of different capability levels. *Coverage* requires benchmark tasks to span structurally diverse patterns of tool use rather than oversampling redundant scenarios. Among these three, coverage has received the least attention and lacks a clear operationalization [18]. In this paper, we define it through the lens of tool sequences: the ordered list of tool names in the gold trajectory leading to the target state. Framing coverage in terms of tool sequences also opens a constructive pathway: if the space of valid tool sequences can be explored and sampled directly, it becomes possible to design an automatic method for task generation that explicitly targets all three desiderata.

We propose to reverse the task construction process entirely. The prevailing approach involves an author who first writes a natural-language scenario and then derives the corresponding tool sequence. Because the tool-sequence space is never explicitly explored, the resulting benchmarks exercise only arbitrary tool combinations that vary with author choice [18]. Accordingly, rather than starting from scenarios and recovering tool sequences, we sample a diverse set of tool sequences and synthesize the full tasks around them. We instantiate this idea and propose *TASTE (Task Synthesis from Tool Sequence Evolution)*, an automatic method for task generation comprising three stages, each targeting one or more of these desiderata. TASTE is illustrated in Figure 1.

In the first stage, we train an Adaptive Contrastive  $n$ -gram model over the space of tool sequences. The model maintains separate count tables for  $n$ -grams (units are tools) observed in plausibly valid and implausibly valid sequences, as judged by an LLM, and computes sampling probabilities

from their contrastive ratio. Counts are updated online through iterative sample-and-validate loops, progressively refining the distribution. This targets *validity* by concentrating probability mass on valid tool sequences, and *coverage* by exploring regions of the tool-combination space. The second stage selects a representative subset of  $K$  (the benchmark size) sequences from the sampled pool using  $K$ -medoids clustering [19]. We employ a weighted Levenshtein distance that reflects semantic and functional similarity between tools. In the third stage, each selected tool sequence is instantiated into a complete benchmark task (user instruction, database records, tool arguments). Following rule-based checks, we employ a hint-assisted verifier agent to ensure the task is actually solvable: we provide a corrupted version of the gold tool-call sequence (tools are shuffled, arguments are masked), requiring the agent to cooperate with the simulated user to reach the target state. A final evolution step targets *interaction difficulty*: making the user ambiguous and less cooperative, and introducing confusing decoy records to the database (e.g., a fully booked flight on the desired route).

Using TASTE, we construct  $\tau^c$ -Bench, a challenging extension of the three domains of  $\tau^2$ -Bench [9]: Airline, Retail, and Telecom ( $K = 50/114/114$  respectively). We then evaluate 11 agent/user LLM pairs across all three domains. We find performance on our  $\tau^c$ -Bench is consistently and substantially lower than on the original  $\tau^2$ -Bench, with agents scoring up to 80% worse. The degradation is particularly striking for models that appear to have nearly saturated the  $\tau^2$ -Bench: Gemini-3-Flash achieves 0.82–0.94 on the original yet drops to 0.28–0.61 on ours. Beyond increased difficulty, our benchmark more than doubles the number of unique tool combinations agents must execute: the weighted edit distance between sequences rises by up to 124%, the type-token ratio (TTR, the proportion of unique  $n$ -grams) by up to 111%, and tool-frequency entropy by 35%. These results suggest that high scores on existing benchmarks often reflect saturation rather than robust task-solving ability, underscoring the need for automated methods like  $\tau^c$ -Bench that can continuously generate harder tasks with broader coverage.

To summarize, our contributions are as follows: (1) We articulate three desiderata for benchmarks of tool-using agents: *validity*, *difficulty*, and *coverage*. We further operationalize coverage through tool sequences. (2) We propose TASTE, a method for automatic task generation that enables exploration of the tool-sequence space. (3) We construct  $\tau^c$ -Bench, a challenging extension of  $\tau^2$ -Bench, evaluate it on 11 agent/user LLM pairs, and demonstrate that  $\tau^c$ -Bench is harder and provides broader coverage of tool-use patterns.

## 2 Evaluating Conversational Tool-Using Agents

We focus on conversational tool-using agents, a particularly complex and interesting special case of general tool use, in which static, single-turn prompts are replaced by continuous interactions between two agents. This setup naturally subsumes single-turn scenarios. Our setup involves a conversation between two agents: the evaluated agent and the simulated user. The interaction begins with the evaluated agent receiving a task. At each turn, an agent takes an *action*, either sending a message to the other agent or performing a *tool call*. If the action is sending a message, the turn passes to the other agent. If the action is a tool call, the environment may modify the world state or return an observation, visible only to the calling agent, after which the agent continues its turn. This setup makes evaluation fundamentally more challenging than in standard input-output systems. Evaluation must be carried out over trajectories of actions that are shaped jointly by the agents and the environment, and also evolve the world state [7]. As a result, correctness must be determined by the resulting world state. A natural solution adopted by the  $\tau$ -Bench benchmark [8] is *final-state evaluation*:<sup>2</sup> a task is solved if the interaction terminates in a world state equivalent to a predefined *target state*, induced by a gold tool-call sequence. Accordingly, many different trajectories may be correct, as long as they lead to this target state.

Formally, let  $E$  denote the environment, which comprises the domain policy (e.g., business logic, guidelines) state space, the set of available tools  $\mathcal{T}$ , and an execution engine that operationalizes these tools. A *tool call* is an action  $a$  that invokes a tool  $t \in \mathcal{T}$  with arguments:  $a = t(**kwargs)$ . A task instance is defined as  $x = (s_0, u, \sigma^*)$ , where  $s_0$  is the initial state (e.g., a database),  $u$  is the user instruction, and  $\sigma^* = (a_1^*, \dots, a_n^*)$  is a gold (but not necessarily unique) tool-call sequence. The

<sup>2</sup>Final-state evaluation reduces assessment to a single binary check on the end state, overlooking trajectory-level properties such as efficiency, intermediate rewards, and interaction quality.  $\tau$ -Bench supports additional rewards, such as *action checks* or *communication checks*, but in practice these are excluded from the main reward in most tasks. We adopt the final-state reward alone, both for simplicity and for consistency with how results are standardly reported in  $\tau$ -Bench evaluations.

target final state is then derived as  $s^* = \text{apply}(\sigma^*, s_0)$ . Let  $\sigma = (a_1, \dots, a_k)$  denote the tool-call sequence produced during the interaction, i.e., the ordered list of all tool calls made by both agents. The *reward* is defined based on the state induced by  $\sigma$  and  $s^*$ :  $r_x(\sigma) = \mathbf{1}[\text{apply}(\sigma, s_0) \equiv s^*]$ . Finally, we distinguish between a *tool-call sequence*  $\sigma$  and its corresponding *tool sequence*  $\bar{\sigma} = (t_1, \dots, t_k) \in \mathcal{T}^k$ , which is its projection onto the tool-identifiers space, that is, the ordered list of which tools were called, stripped of their arguments. In particular,  $\bar{\sigma}^*$  denotes the gold tool sequence.  $\bar{\sigma}^*$  is a central concept in our study, as it captures the structural requirements of a task and directly connects to the coverage and difficulty properties of a benchmark.

## 2.1 Desiderata for Agent Benchmarks

We next propose three properties that characterize the quality of a benchmark (i.e., a set of tasks) for tool-using agents.

**Validity.** A task is *valid* if it is both *verifiable* and *correct*. Verifiability means that task success can be automatically checked (e.g., via final-state evaluation) rather than relying on subjective judgments. Correctness means that the gold final state  $s^*$  is consistent and faithful with the task specification  $(s_0, u)$ , i.e., it can be achieved given  $s_0$  and a user instructed with  $u$ . Without a high proportion of valid tasks, agents may be penalized for benchmark defects rather than true capability limitations [11]. Indeed, [10] identified dozens of invalid tasks in  $\tau$ -Bench, which were corrected in  $\tau$ -Bench Verified.

**Coverage.** A useful benchmark should cover the relevant task space, rather than sampling similar tasks for a smaller subspace. In our setting, each task  $x$  is associated with a gold tool sequence  $\bar{\sigma}^*$  (i.e., the names of the tools leading to  $s^*$ ). We define coverage in terms of these gold tool sequences, thereby abstracting away from superficial linguistic variation in user instructions and initial states, and focusing instead on the procedural structure of the task. A benchmark has good coverage if its tasks represent structurally different tool sequences, rather than many near-duplicates. In addition, benchmark tasks should reflect common patterns of tool use, rather than arbitrary combinations or isolated outliers. Coverage can be quantified, for example, using the tool-edit distance between sequences or the number of unique  $n$ -grams of tools. This mirrors standard diversity/novelty quantification in NLP [20], with the key distinction that our units are tool names rather than characters or words.

**Difficulty.** A benchmark should contain tasks that meaningfully differentiate between capability levels. If all tasks are too easy, the benchmark quickly saturates; if all tasks are too hard, it cannot provide a useful ranking of agents. In our setting, task difficulty arises from two sources. *structural difficulty*, determined by properties of the gold tool sequence, such as its length and the types of tools involved (e.g., write operations versus simple reads), and *interaction difficulty*, determined by the instruction ambiguity, initial-state complexity (e.g., distractors, dependencies, stale information), and user behavior (e.g., cooperative vs. adversarial).

## 3 TASTE: Task Synthesis from Tool Sequence Evolution

We next propose TASTE, a synthetic data generation pipeline for constructing new tasks within a given environment. TASTE is designed to satisfy the three properties defined in Section 2.1, enabling fully automated task generation without costly manual curation or correction. It operates around tool sequences, and proceeds in three stages, as illustrated in Figure 1:

1. **Tool Sequence Sampling** (targets *validity* and *coverage*): We propose a novel sampling method based on an Adaptive Contrastive  $n$ -gram language model, which is trained to model the distribution of plausible tool sequences. The model samples thousands of diverse candidate sequences under desired constraints, such as the distribution of sequence lengths.
2. **Clustering and Selection** (targets *coverage*): We cluster candidate tool sequences using  $K$ -medoids with a semantically weighted Levenshtein distance. This yields internally coherent clusters of sequences with similar procedural structure, while medoids across clusters capture structurally distinct patterns.
3. **Task Generation and Evolution** (targets *validity* and *difficulty*): Each selected sequence (medoid) is instantiated as a complete benchmark task and validated through rule-based

checks and a hint-assisted verifier agent. Once a complete task is obtained, we apply difficulty evolution that progressively increases task complexity.

### 3.1 Tool Sequence Sampling with an Adaptive Contrastive $n$ -gram Model

To address *coverage*, this stage produces a large and diverse pool of candidate tool sequences, from which representative sequences are later selected. We use an  $n$ -gram language model, in which the probability of the  $i$ -th tool depends only on the preceding  $n-1$  tools. We call this model the *Adaptive Contrastive  $n$ -gram model*, as it extends the standard  $n$ -gram model in two ways. *Adaptive*: the  $n$ -gram probabilities are updated online as sequences are sampled and validated. *Contrastive*: the model maintains separate count tables for  $n$ -grams observed in plausibly valid and implausibly valid sequences, and computes sampling probabilities from their ratio.

**Model.** Let  $\text{ctx}_i = (t_{i-n+1}, \dots, t_{i-1})$  denote the context of length  $n-1$  preceding position  $i$ . We maintain two  $n$ -gram count tables,  $C^+$  and  $C^-$ , constructed from plausible and implausible sequences, respectively. Each table defines a conditional score over the next tool, given the context. The conditional probability of sampling the  $i$ -th tool given  $\text{ctx}_i$  is defined via a contrastive ratio:

$$S^\pm(t_i | \text{ctx}_i) = \frac{C^\pm(\text{ctx}_i, t_i) + \lambda_0}{\sum_{t' \in \mathcal{T}} C^\pm(\text{ctx}_i, t') + |\mathcal{T}| \lambda_0}, \quad P(t_i | \text{ctx}_i) \propto \left( \frac{S^+(t_i | \text{ctx}_i)}{S^-(t_i | \text{ctx}_i)^{\lambda_{\text{neg}}}} \right)^{T(k)}.$$

where  $\lambda_0 > 0$  is a Dirichlet smoothing parameter,  $\lambda_{\text{neg}} \geq 0$  controls the influence of negative evidence, and  $T(k)$  is a temperature that exponentially decays over training iterations.

**Adaptive Training.** The model is trained via an iterative generate-and-validate loop that progressively refines the distribution over tool sequences. We initialize the count tables from a seed set of existing tool sequences. At each iteration, we sample candidate sequences autoregressively from the current model, generating each tool conditioned on the preceding  $n-1$  tools. Each sampled sequence is validated by a prompted LLM, which assigns a binary plausibility label indicating whether the sequence could arise as a solution to a realistic scenario (Box D.1). This label serves as the learning signal:  $n$ -grams from plausible sequences update  $C^+$ ; those from implausible ones update  $C^-$ .

**Rationale.** Our design balances coverage and validity. We use an  $n$ -gram model because it is simple, scalable, and well-suited to tool sequences, where many constraints are local: the plausibility of the next tool often depends on the tools executed recently. Concretely, our sampler is a temperature-annealed log-odds between two Dirichlet-smoothed  $n$ -gram models over plausible and implausible sequences, trained online via LLM-judged pseudo-labels. The contrastive formulation uses both positive and negative evidence, favoring  $n$ -grams observed in plausible sequences while penalizing those associated with implausible ones. Negative evidence is especially useful (Figure 3) because some local patterns strongly indicate invalidity, e.g., modifying a reservation after canceling it. Adaptive online training is needed (Figure 3) because the tool-sequence space is combinatorially large and often only a small supervised set is available.

### 3.2 Clustering and Selection of Representative Tool Sequences

At this stage, we can sample candidate tool sequences at scale, enabling us to generate a large and diverse pool of  $N \gg K$  candidates from the trained model, where  $K$  is the target benchmark size ( $N = 2000$ ,  $K \in \{50, 114\}$ ). We control sequence lengths by drawing from a configurable distribution (a skew-normal distribution with  $\mu = 7$ , maximum length of 15) and enforce uniqueness through resampling. From this pool, we select  $K$  representative tool sequences for task generation.

**Clustering.** We use  $K$ -medoids clustering [21, 19], which partitions the pool into  $K$  clusters and selects a representative medoid from each. The algorithm minimizes the total distance between each medoid and its cluster members, so each medoid represents a group of similar candidates. The pool provides diversity; medoid selection ensures that central sequences are chosen rather than outliers.

**Distance between Tool Sequences.** Using the standard Levenshtein (edit) distance, which assigns unit cost to all operations, led to unintuitive clusters: sequences that differ in semantically

important ways were often grouped together. We therefore employ a weighted variant of the Levenshtein distance, in which substitution costs depend on the semantic relationship between tools. Concretely, replacing tools that perform a similar function (e.g., `search_direct_flight` and `search_onestop_flight`) costs 0.33; replacing tools of the same type (e.g., both `read` or both `write`) cost 0.66; and substitutions across types, insertions, and deletions cost 1 (Appendix B). A qualitative analysis of clusters and medoids constructed with standard and weighted error distances is provided in Appendix A. As shown, clusters formed under the weighted distance are more coherent, with sequences within each cluster having similar functional structure.

**Medoids Validation.** We validate medoids using the plausibility LLM validator from the  $n$ -gram training stage. We apply the following recovery procedure when a medoid is deemed invalid: Replace the invalid medoid with the next-closest member of the same cluster. If all members of a cluster are invalid, remove them from the pool and re-run  $K$ -medoids with all currently valid medoids fixed as constraints. Repeat until all  $K$  medoids are valid.

### 3.3 Generating Tasks from Tool Sequence and Evolving the Difficulty

Given a set of  $K$  representative tool sequences, we proceed in two stages: (i) generating a verifiable and correct *base task* for each sequence, and (ii) evolving the task to increase difficulty while preserving its correctness.

**Base Task Generation.** Each tool sequence  $\bar{\sigma}$  is instantiated into a complete, executable task by generating  $s_0$  and  $u$ . This requires two LLM calls. First, the LLM constructs a coherent real-world scenario with respect to the existing environment  $E$ , and that motivates  $\bar{\sigma}$ , inventing concrete entities (e.g., user names, order IDs) and producing a verbose, step-by-step user instruction (Box D.2). Second, a follow-up call generates the database entities required to execute the task (Box D.3). This process yields a *base task*: an intentionally unambiguous instantiation designed to isolate task validity from difficulty (Example 6)

**Validity Checks.** We validate each generated task using a combination of deterministic and simulation-based checks. First, we apply deterministic rule-based checks to verify basic structural validity and ensure that the gold tool-call sequence executes successfully (e.g., that referenced entities exist in  $s_0$  and that tool calls conform to the domain schema). These checks are fast and catch structural errors, but they do not ensure that the task is solvable or that the user instruction  $u$  contains sufficient information. We therefore perform a simulation-based solvability check using a *Verifier agent*. The agent attempts to solve  $x$  through interaction with the user, while receiving partial hints derived from the gold tool-call sequence: the tool calls are shuffled, and for each call,  $[p \cdot |kwargs|]$  arguments are removed. Since these hints are incomplete and unordered, they help guide the agent without allowing it to simply replay the solution. The agent must still infer the intended plan, recover missing arguments, and cooperate with the user; success, therefore, provides evidence that the task is solvable. If the generated task fails any check, it is regenerated; after repeated failures, the gold tool-call sequence is replaced by another candidate from the same cluster (Section 3.2).

**Task Evolution.** The generated base tasks do not reflect realistic conditions: real-world user requests are ambiguous, changing over time, and sometimes adversarial, and the environment may contain confusing or misleading instances. The evolution stage transforms base tasks into harder variants while preserving the gold tool-call sequence (Figure 2). For every base task, we proceed with the Evolution process through three LLM calls. *Strategy analysis* examines each write action to identify opportunities for adversarial confusion, drawing from a manually curated catalog of patterns, e.g., demanding an action that the policy forbids, or the user mistakenly provides incorrect information (see Appendix B.3). *Environment perturbation* constructs decoy database records, entities similar to gold targets but with subtle disqualifying differences (e.g., a flight on the same route with no available seats), which are merged into  $s_0$ . *Scenario rewriting* rewrites the user instruction to exploit the adversarial opportunities. Each evolved task is re-validated; if validation fails, progressively simpler evolution variants are attempted before falling back to the base task (Appendix B.3).

Table 1: **Main Results:** Performance of agents on  $\tau$ -Bench Verified ( $\tau$ BV) and on our generated tasks ( $\tau^c$ -Bench), across three domains and two user simulators. For the airline domain, we additionally report pass<sup>3</sup> alongside the standard pass<sup>1</sup> scores.  $\Delta\%$  denotes the relative change  $\frac{\text{Ours}-\tau\text{BV}}{\tau\text{BV}} \times 100$ .

Agent	Airline (pass <sup>1</sup> )			Airline (pass <sup>3</sup> )			Retail (pass <sup>1</sup> )			Telecom (pass <sup>1</sup> )		
	$\tau$ BV	Ours	$\Delta\%$	$\tau$ BV	Ours	$\Delta\%$	$\tau$ BV	Ours	$\Delta\%$	$\tau$ BV	Ours	$\Delta\%$
<i>User: Gemini-3-flash</i>												
Gemini-3-flash	0.72	0.34	-52.8	0.56	0.22	-60.7	0.88	0.44	-50.0	0.90	0.55	-38.9
Gemini-2.5-flash	0.58	0.21	-63.8	0.40	0.10	-75.0	0.79	0.36	-54.4	0.35	0.27	-22.9
GPT-5.2	0.57	0.49	-14.0	0.34	0.26	-23.5	0.92	0.59	-35.9	0.55	0.44	-20.0
Qwen-32B	0.50	0.13	-74.0	0.26	0.06	-76.9	0.48	0.27	-43.8	0.40	0.38	-5.0
deepseek-3.1	0.49	0.41	-16.3	0.30	0.16	-46.7	0.47	0.47	0.0	0.53	0.48	-9.4
claude-sonnet-4.6	0.72	0.64	-11.1	-	-	-	0.67	0.54	-19.4	0.81	0.72	-11.1
<i>User: GPT-5.2</i>												
Gemini-3-flash	0.82	0.56	-31.7	0.68	0.28	-58.8	0.87	0.55	-36.8	0.94	0.61	-35.1
Gemini-2.5-flash	0.66	0.36	-45.5	0.40	0.08	-80.0	0.60	0.50	-16.7	0.46	0.33	-28.3
GPT-5.2	0.58	0.34	-41.4	0.36	0.20	-44.4	0.69	0.61	-11.6	0.62	0.47	-24.2
Qwen-32B	0.36	0.10	-72.2	0.22	0.06	-72.7	0.56	0.39	-30.4	0.28	0.31	+10.7
deepseek-3.1	0.48	0.36	-25.0	0.24	0.18	-25.0	0.67	0.54	-19.4	0.80	0.61	-23.8

## 4 Experimental Setup

**Datasets.** We evaluate on and extend the three  $\tau^2$ -Bench domains [9]: Airline, Retail, and Telecom ( $N = 50/114/114$ ), using the  $\tau$ -Bench-Verified corrected task sets [10]. Each domain models a customer-support interaction in which a simulated user issues a request and the agent operates over domain-specific tools under a defined policy. Telecom also provides tools to users. Since Telecom gold sequences encode only *write* actions, we restrict gold tool sequences to only write-type tools when applying TASTE and comparing  $\tau^c$ -Bench to  $\tau^2$ -Bench.

**TASTE and  $\tau^c$ -Bench.** We provide additional implementation details, including a complete description of the hyperparameters in Appendix B and Table 3. The prompts are described in Appendix D. We apply TASTE to each domain, using the original task counts. We train a trigram model ( $n = 3$ ) for 3,000 iterations and sample unique sequences whose lengths are drawn from a skew-normal distribution with  $\mu = 7, \sigma = 5, \alpha = 2$ , clipped at a maximum length of 15. The plausibility validator LLM is based on Gemini-3-Flash. For instantiating tasks, we also use Gemini-3-Flash, which also serves as the hint-assisted verifier agent. For task evolution, we use Gemini-3-Pro.

**Evaluated agents.** We use the  $\tau^2$ -Bench harness with default settings. We evaluate six agent LLMs (Gemini-3-Flash, Gemini-2.5-Flash, GPT-5.2, Qwen-32B, deepseek-3.1, Claude-Sonnet-4.6) paired with two user simulators (Gemini-3-Flash and GPT-5.2). All models use vendor-default thinking/reasoning effort settings; exact details are listed in Appendix B.4. Following Section 2, we report only pass<sup>1</sup> scores using final-state reward, and additionally report pass<sup>3</sup> for Airline.

**Costs.** Stages 1 and 2 are cost-efficient, costing approximately \$10 per domain. Stage 3 (task generation, evolution, and verification) costs approximately \$2.50 per task. The total cost of generating  $\tau^c$ -Bench is \$725. Evaluation costs vary by agent–user pair, with a total cost of \$520.

## 5 Results

**Main Results.** The performance on our generated tasks is consistently and substantially lower against  $\tau^2$ -Bench (Verified version,  $\tau$ BV), with relative drops ( $\Delta\%$ ) ranging from  $-5\%$  to  $-80\%$ , depending on the agent and domain (Table 1). We compared the performance of 11 agent–user pairs across three domains. The degradation is particularly striking for LLMs that appear to have nearly saturated  $\tau$ BV: Gemini-3-flash, for instance, achieves 0.82–0.94 on  $\tau$ BV across Airline, Retail, and Telecom domains (except Airline with Gemini-3-Flash user), yet drops to 0.28–0.61 on  $\tau^c$ -Bench. This suggests that the high  $\tau$ BV scores may reflect benchmark saturation rather than robust task-solving ability.  $\tau^c$ -Bench exposes gaps that the original benchmark no longer captures, enabling differentiation among state-of-the-art LLMs and supporting continuous, scalable evaluation.

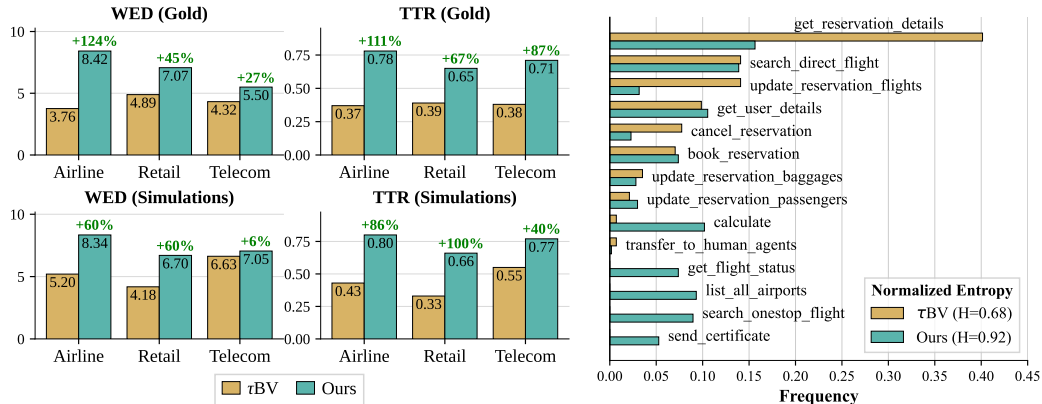


Figure 2: **Coverage Metrics (Left):** Weighted Edit Distance (WED) and Type-Token Ratio (TTR, averaged over  $n \in \{2, \dots, 6\}$ ), computed for both gold sequences (top) and sequences extracted from successful simulation trajectories (bottom). **Airline Tool Frequency (Right):** Distribution of tools in gold sequences. The  $\tau$ BV distribution is notably more skewed. Other domains in Figure 5.

**Harder Tasks with Broader Coverage.** We compare the coverage and diversity of  $\tau^c$ -Bench against  $\tau$ BV, adopting  $n$ -gram diversity metrics from the NLP literature. In Figure 2 (left), we present two metrics. The first is the weighted edit distance (WED) between the tool sequences, capturing the structural dissimilarity of the required execution paths. The second is the Type-Token Ratio (TTR), the fraction of unique  $n$ -grams ( $n \in \{2, \dots, 6\}$ ) among all  $n$ -gram occurrences, capturing how much of the available tool-combination space is exercised. We also compute these metrics on tool sequences extracted from successful simulations (see Appendix A). Our tasks show consistent and substantial gains across all three domains: WED increases by up to 124%, TTR by up to 111%, and the tool-frequency distribution is markedly less skewed with entropy increased by 35% (Figure 2, right). These results indicate our tasks require agents to follow more varied and distinct execution paths. A more detailed analysis (Appendix A) applies additional metrics; across all domains, metrics, and sequence sources, our tasks are consistently more challenging and diverse.

## 5.1 Method Analysis

In this subsection, we analyze key design choices of TASTE and provide empirical justifications.

**Ablation of the Adaptive Contrastive  $n$ -gram Model.** The goal of using  $n$ -gram model in TASTE is to sample from the space of valid tool sequences while maintaining broad coverage. We achieved 86.7% validity rate with our full trained model compared to uniform tool sampling (6.7%), illustrates the overall impact of our design. We extend the standard model in two ways: through adaptive online training and the integration of contrastive negative evidence. Figure 3 (left) presents an ablation study of the model’s components within the airline domain. Adaptive online training is essential: even when the model is initialized with  $n$ -grams from  $\tau$ BV tasks, the validity rate without training reaches only 16.7%, whereas iterative training steadily improves it (as shown by the dark red line). The contrastive formulation provides a complementary and substantial gain. Training with negative evidence (i.e., ingesting invalid  $n$ -grams into  $C^-$  to avoid sampling them) improves the validity rate by 10 points at  $k = 400$ , and by 20 points at  $k = 800$ . Finally, evaluating the final model ( $k = 3000$ ) trained with negative evidence to examine the impact of  $\lambda_{\text{neg}}$  on sampling reveals an additional 10-point improvement. In total, our design choices raise the validity rate from 6.7% to 86.7%. This  $\sim 13\times$  improvement enables us to sample a large pool of plausibly valid candidates.

**Evaluation of the Verifier Agent.** To validate generated tasks, we apply a hint-assisted verifier agent, which attempts to complete each task given a shuffled, partially masked list of gold tool calls. A task is deemed valid if the agent succeeds. To evaluate its reliability, we construct a validation dataset by comparing each original task from  $\tau^2$ -Bench with its corresponding entry in  $\tau$ -Bench-Verified, and assign these labels: *valid*: if the task was not modified in Verified; *invalid*: if the fix involved changing an action or substantially rewriting the instruction; tasks with minor fixes (e.g., capitalizing a single word) are excluded. This yields 50 Airline tasks (8 invalid) and 86 Retail tasks (9 invalid).

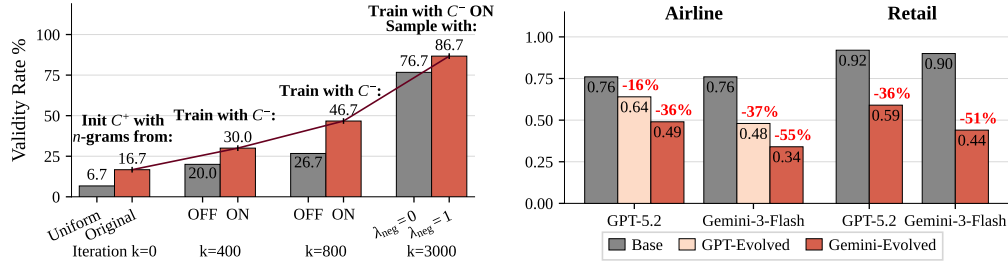


Figure 3: *n*-gram Model (Left): Acceptance rate of sampled sequences across training stages and model configurations on the Airline domain. The dark red line traces the full adaptive contrastive model across iterations. Task Evolution (Right): Success rate of two agents (Gemini-3-Flash as the user simulator) on base vs. evolved tasks. Tasks are evolved by either GPT-5.2 or Gemini-3.

The verifier agent achieves precision of 1.0 and 0.97 and recall of 0.75 and 0.83 in Airline and Retail, respectively. Accordingly, the agent may reject some valid tasks (recall < 0.9), but the near-perfect precision ensures any task passing is almost certainly valid. Finally, we also manually examined all tasks from  $\tau^c$ -Bench on which none of the evaluated agent-user pairs succeeded (1 Airline, 7 Retail, and 7 Telecom). All 15 tasks were found to be valid; failures were due to agent mistakes.

**Creating Difficult Tasks.** TASTE increases task difficulty through task evolution. In Figure 3 (right), we compare base tasks in the Airline and Retail domains with evolved versions, using two agents and the Gemini-3-Flash user simulator. As shown, success rates are 36–55% lower when tasks are evolved by Gemini-3, and 16–37% lower when evolved by GPT-5.2, leading us to select Gemini-3. Difficulty can also be controlled through tool-sequence length and the read-to-write tool ratio during TASTE’s sampling and selection stages. In Figure 4 (Appendix A), we compare two tiers of tasks (top 50% vs. bottom 50% by length and tool type ratio). As shown, performance on longer tasks is 30% lower on average (across all agent-user pairs and domains) and 43% lower on write-heavy tasks. This suggests that TASTE can be used to generate even harder tasks in the future, should existing benchmarks saturate.

## 6 Related Work

Tool-use agent benchmarks vary along several axes. Early benchmarks evaluate single-turn tool selection and argument grounding over API collections [12, 13, 22–24]. Recent work involves multi-turn interactions in persistent environments, such as web navigation and code repositories [14, 15]. Our focus is on conversational benchmarks that pair an agent with a simulated user over a mutable environment, and evaluate the resulting world state after the full interaction [8, 9, 25]. While valuable, existing agent benchmarks rely heavily on manually authored tasks, a process that is costly, error-prone, and difficult to scale as agent capabilities advance [10, 11, 26].

Synthetic generation methods reduce annotation cost. Early approaches bootstrap instructions from seed sets [27–29], while tool-use extensions generate gold tool calls through insertion filtering [1], synthesis from tool descriptions [12, 30], and post-hoc verification [31]. Recent pipelines scale to multi-turn using task blueprints, simulated environments, multi-agent role-playing, and trajectory feedback [32–37]. Closest to our approach are ToolGrad [38] and Trajectory2Task [39], which synthesize tasks from trajectories. ToolGrad iteratively builds tool chains by proposing, executing, and selecting the best API call at each step, extending the sequence until completion before instantiating the user instruction. Trajectory2Task starts from an existing trajectory, progressively replaces tool calls, and evolves user instructions toward challenging intents. Both primarily employ reverse synthesis to increase the plausibility of generating a valid task and to produce training data. Our motivation is different: we start from tool sequences to explicitly explore and cover the space of tool combinations, and our focus is on constructing better agent benchmarks rather than training data.

We define coverage in terms of gold tool sequences, adopting diversity measures from the NLP literature [20, 40–42] over tools rather than words. Existing benchmarks typically summarize diversity by domain, tool, or schema counts, and characterize difficulty through capability tags [12, 24, 25, 43]. Such summaries indicate which tools are available, but not whether tasks exercise diverse procedural

patterns of tool use. In contrast, sequence-level coverage allows us to measure whether a benchmark explores a broad range of agent behaviors rather than repeatedly testing similar patterns.

## 7 Conclusions

In this work, we proposed TASTE, an automatic method for generating agent benchmark tasks that are difficult and cover a broad range of tool-use patterns. Using TASTE, we constructed  $\tau^c$ -Bench, a challenging extension of  $\tau^2$ -Bench, and showed that models nearly saturating the original benchmark suffer performance drops on our generated tasks. Our focus was on conversational tool-using agents. Despite this focus, TASTE operates on tool sequences and environment specifications, making it readily adaptable to single-turn and non-conversational settings. Future work could apply TASTE to generate training data in addition to evaluation benchmarks, and extend the coverage and difficulty definitions to additional axes beyond those explored here.

## Acknowledgments and Disclosure of Funding

This research was conducted in collaboration with the Technion and IBM Research. The work was supported by the IBM-Technion Research collaboration.

## References

- [1] Timo Schick, Jane Dwivedi-Yu, Roberto Dessì, Roberta Raileanu, Maria Lomeli, Eric Hambro, Luke Zettlemoyer, Nicola Cancedda, and Thomas Scialom. Toolformer: Language models can teach themselves to use tools. In Alice Oh, Tristan Naumann, Amir Globerson, Kate Saenko, Moritz Hardt, and Sergey Levine, editors, *Advances in Neural Information Processing Systems 36: Annual Conference on Neural Information Processing Systems 2023, NeurIPS 2023, New Orleans, LA, USA, December 10 - 16, 2023*, 2023. URL [http://papers.nips.cc/paper\\_files/paper/2023/hash/d842425e4bf79ba039352da0f658a906-Abstract-Conference.html](http://papers.nips.cc/paper_files/paper/2023/hash/d842425e4bf79ba039352da0f658a906-Abstract-Conference.html).
- [2] John Yang, Carlos E. Jimenez, Alexander Wettig, Kilian Lieret, Shunyu Yao, Karthik Narasimhan, and Ofir Press. Swe-agent: Agent-computer interfaces enable automated software engineering. In Amir Globersons, Lester Mackey, Danielle Belgrave, Angela Fan, Ulrich Paquet, Jakub M. Tomczak, and Cheng Zhang, editors, *Advances in Neural Information Processing Systems 38: Annual Conference on Neural Information Processing Systems 2024, NeurIPS 2024, Vancouver, BC, Canada, December 10 - 15, 2024*, 2024. URL [http://papers.nips.cc/paper\\_files/paper/2024/hash/5a7c947568c1b1328ccc5230172e1e7c-Abstract-Conference.html](http://papers.nips.cc/paper_files/paper/2024/hash/5a7c947568c1b1328ccc5230172e1e7c-Abstract-Conference.html).
- [3] Shiyi Cao, Dacheng Li, Fangzhou Zhao, Shuo Yuan, Sumanth Hegde, Connor Chen, Charlie Ruan, Tyler Griggs, Shu Liu, Eric Tang, Richard Liaw, Philipp Moritz, Matei Zaharia, Joseph E. Gonzalez, and Ion Stoica. Skyr-agent: Efficient RL training for multi-turn LLM agent. *CoRR*, abs/2511.16108, 2025. doi: 10.48550/ARXIV.2511.16108. URL <https://doi.org/10.48550/arXiv.2511.16108>.
- [4] Ziqi Wang and Boqin Yuan. L-MARS: legal multi-agent workflow with orchestrated reasoning and agentic search. *CoRR*, abs/2509.00761, 2025. doi: 10.48550/ARXIV.2509.00761. URL <https://doi.org/10.48550/arXiv.2509.00761>.
- [5] Yilong Lai, Yipin Yang, Jialong Wu, Fengran Mo, Zhenglin Wang, Ting Liang, Jianguo Lin, and Keping Yang. Crmweaver: Building powerful business agent via agentic RL and shared memories. *CoRR*, abs/2510.25333, 2025. doi: 10.48550/ARXIV.2510.25333. URL <https://doi.org/10.48550/arXiv.2510.25333>.
- [6] Yineng Yan, Xidong Wang, Jin Seng Cheng, Ran Hu, Wentao Guan, Nahid Farahmand, Hengte Lin, and Yue Li. Fama: Llm-empowered agentic assistant for consumer-to-consumer marketplace. *CoRR*, abs/2509.03890, 2025. doi: 10.48550/ARXIV.2509.03890. URL <https://doi.org/10.48550/arXiv.2509.03890>.

- [7] Asaf Yehudai, Lilach Eden, Alan Li, Guy Uziel, Yilun Zhao, Roy Bar-Haim, Arman Cohan, and Michal Shmueli-Scheuer. Survey on evaluation of llm-based agents. *CoRR*, abs/2503.16416, 2025. doi: 10.48550/ARXIV.2503.16416. URL <https://doi.org/10.48550/arXiv.2503.16416>.
- [8] Shunyu Yao, Noah Shinn, Pedram Razavi, and Karthik Narasimhan.  $\tau$ -bench: A benchmark for tool-agent-user interaction in real-world domains. *CoRR*, abs/2406.12045, 2024. doi: 10.48550/ARXIV.2406.12045. URL <https://doi.org/10.48550/arXiv.2406.12045>.
- [9] Victor Barres, Honghua Dong, Soham Ray, Xujie Si, and Karthik Narasimhan.  $\tau^2$ -bench: Evaluating conversational agents in a dual-control environment. *CoRR*, abs/2506.07982, 2025. doi: 10.48550/ARXIV.2506.07982. URL <https://doi.org/10.48550/arXiv.2506.07982>.
- [10] Alejandro Cuadron, Pengfei Yu, Yang Liu, and Arpit Gupta. SABER: small actions, big errors - safeguarding mutating steps in LLM agents. *CoRR*, abs/2512.07850, 2025. doi: 10.48550/ARXIV.2512.07850. URL <https://doi.org/10.48550/arXiv.2512.07850>.
- [11] Yuxuan Zhu, Tengjun Jin, Yada Pruksachatkun, Andy Zhang, Shu Liu, Sasha Cui, Sayash Kapoor, Shayne Longpre, Kevin Meng, Rebecca Weiss, Fazl Barez, Rahul Gupta, Jwala Dhamala, Jacob Merizian, Mario Giulianelli, Harry Coppock, Cozmin Ududec, Jasjeet S. Sekhon, Jacob Steinhardt, Antony Kellerman, Sarah Schwettmann, Matei Zaharia, Ion Stoica, Percy Liang, and Daniel Kang. Establishing best practices for building rigorous agentic benchmarks. *CoRR*, abs/2507.02825, 2025. doi: 10.48550/ARXIV.2507.02825. URL <https://doi.org/10.48550/arXiv.2507.02825>.
- [12] Yujia Qin, Shihao Liang, Yining Ye, Kunlun Zhu, Lan Yan, Yaxi Lu, Yankai Lin, Xin Cong, Xiangru Tang, Bill Qian, Sihan Zhao, Lauren Hong, Runchu Tian, Ruobing Xie, Jie Zhou, Mark Gerstein, Dahai Li, Zhiyuan Liu, and Maosong Sun. Toolllm: Facilitating large language models to master 16000+ real-world apis. In *The Twelfth International Conference on Learning Representations, ICLR 2024, Vienna, Austria, May 7-11, 2024*. OpenReview.net, 2024. URL <https://openreview.net/forum?id=dHng200Jjr>.
- [13] Shishir G. Patil, Huanzhi Mao, Fanjia Yan, Charlie Cheng-Jie Ji, Vishnu Suresh, Ion Stoica, and Joseph E. Gonzalez. The berkeley function calling leaderboard (BFCL): from tool use to agentic evaluation of large language models. In Aarti Singh, Maryam Fazel, Daniel Hsu, Simon Lacoste-Julien, Felix Berkenkamp, Tegan Maharaj, Kiri Wagstaff, and Jerry Zhu, editors, *Forty-second International Conference on Machine Learning, ICML 2025, Vancouver, BC, Canada, July 13-19, 2025*, Proceedings of Machine Learning Research. PMLR / OpenReview.net, 2025. URL <https://proceedings.mlr.press/v267/patil25a.html>.
- [14] Shuyan Zhou, Frank F. Xu, Hao Zhu, Xuhui Zhou, Robert Lo, Abishek Sridhar, Xianyi Cheng, Tianyue Ou, Yonatan Bisk, Daniel Fried, Uri Alon, and Graham Neubig. Webarena: A realistic web environment for building autonomous agents. In *The Twelfth International Conference on Learning Representations, ICLR 2024, Vienna, Austria, May 7-11, 2024*. OpenReview.net, 2024. URL <https://openreview.net/forum?id=oKn9c6ytLx>.
- [15] Carlos E. Jimenez, John Yang, Alexander Wettig, Shunyu Yao, Kexin Pei, Ofir Press, and Karthik R. Narasimhan. Swe-bench: Can language models resolve real-world github issues? In *The Twelfth International Conference on Learning Representations, ICLR 2024, Vienna, Austria, May 7-11, 2024*. OpenReview.net, 2024. URL <https://openreview.net/forum?id=VTF8yNQM66>.
- [16] Jason Chou, Ao Liu, Yuchi Deng, Zhiying Zeng, Tao Zhang, Haotian Zhu, Jianwei Cai, Yue Mao, Chenchen Zhang, Lingyun Tan, Ziyun Xu, Bohui Zhai, Hengyi Liu, Speed Zhu, Wiggin Zhou, and Fengzong Lian. Autocodebench: Large language models are automatic code benchmark generators. *CoRR*, abs/2508.09101, 2025. doi: 10.48550/ARXIV.2508.09101. URL <https://doi.org/10.48550/arXiv.2508.09101>.
- [17] Liana Patel, Negar Arabzadeh, Harshit Gupta, Ankita Sundar, Ion Stoica, Matei Zaharia, and Carlos Guestrin. Deepscholar-bench: A live benchmark and automated evaluation for generative research synthesis. *CoRR*, abs/2508.20033, 2025. doi: 10.48550/ARXIV.2508.20033. URL <https://doi.org/10.48550/arXiv.2508.20033>.

- [18] Mahmoud Mohammadi, Yipeng Li, Jane Lo, and Wendy Yip. Evaluation and benchmarking of LLM agents: A survey. In Luiza Antonie, Jian Pei, Xiaohui Yu, Flavio Chierichetti, Hady W. Lauw, Yizhou Sun, and Srinivasan Parthasarathy, editors, *Proceedings of the 31st ACM SIGKDD Conference on Knowledge Discovery and Data Mining, V2, KDD 2025, Toronto ON, Canada, August 3-7, 2025*, pages 6129–6139. ACM, 2025. doi: 10.1145/3711896.3736570. URL <https://doi.org/10.1145/3711896.3736570>.
- [19] Hae-Sang Park and Chi-Hyuck Jun. A simple and fast algorithm for k-medoids clustering. *Expert Syst. Appl.*, 36(2):3336–3341, 2009. doi: 10.1016/J.ESWA.2008.01.039. URL <https://doi.org/10.1016/j.eswa.2008.01.039>.
- [20] R. Thomas McCoy, Paul Smolensky, Tal Linzen, Jianfeng Gao, and Asli Celikyilmaz. How much do language models copy from their training data? evaluating linguistic novelty in text generation using RAVEN. *Trans. Assoc. Comput. Linguistics*, 11:652–670, 2023. doi: 10.1162/TACL\_A\_00567. URL [https://doi.org/10.1162/tacl\\_a\\_00567](https://doi.org/10.1162/tacl_a_00567).
- [21] Peter J Rousseeuw and L Kaufman. Finding groups in data. *Hoboken: Wiley Online Library*, 1: 371, 1990.
- [22] Minghao Li, Yingxiu Zhao, Bowen Yu, Feifan Song, Hangyu Li, Haiyang Yu, Zhoujun Li, Fei Huang, and Yongbin Li. Api-bank: A comprehensive benchmark for tool-augmented llms. In Houda Bouamor, Juan Pino, and Kalika Bali, editors, *Proceedings of the 2023 Conference on Empirical Methods in Natural Language Processing, EMNLP 2023, Singapore, December 6-10, 2023*, pages 3102–3116. Association for Computational Linguistics, 2023. doi: 10.18653/V1/2023.EMNLP-MAIN.187. URL <https://doi.org/10.18653/v1/2023.emnlp-main.187>.
- [23] Yuchen Zhuang, Yue Yu, Kuan Wang, Haotian Sun, and Chao Zhang. Toolqa: A dataset for LLM question answering with external tools. In Alice Oh, Tristan Naumann, Amir Globerson, Kate Saenko, Moritz Hardt, and Sergey Levine, editors, *Advances in Neural Information Processing Systems 36: Annual Conference on Neural Information Processing Systems 2023, NeurIPS 2023, New Orleans, LA, USA, December 10 - 16, 2023*, 2023. URL [http://papers.nips.cc/paper\\_files/paper/2023/hash/9cb2a7495900f8b602cb10159246a016-Abstract-Datasets\\_and\\_Benchmarks.html](http://papers.nips.cc/paper_files/paper/2023/hash/9cb2a7495900f8b602cb10159246a016-Abstract-Datasets_and_Benchmarks.html).
- [24] Fei Lei, Yibo Yang, Wenxiu Sun, and Dahua Lin. Mcpverse: An expansive, real-world benchmark for agentic tool use. *CoRR*, abs/2508.16260, 2025. doi: 10.48550/ARXIV.2508.16260. URL <https://doi.org/10.48550/arXiv.2508.16260>.
- [25] Jiarui Lu, Thomas Holleis, Yizhe Zhang, Bernhard Aumayer, Feng Nan, Haoping Bai, Shuang Ma, Shen Ma, Mengyu Li, Guoli Yin, Zirui Wang, and Ruoming Pang. Toolsandbox: A stateful, conversational, interactive evaluation benchmark for LLM tool use capabilities. In Luis Chiruzzo, Alan Ritter, and Lu Wang, editors, *Findings of the Association for Computational Linguistics: NAACL 2025, Albuquerque, New Mexico, USA, April 29 - May 4, 2025*, Findings of ACL, pages 1160–1183. Association for Computational Linguistics, 2025. doi: 10.18653/V1/2025.FINDINGS-NAACL.65. URL <https://doi.org/10.18653/v1/2025.findings-naacl.65>.
- [26] Asaf Yehudai, Lilach Eden, and Michal Shmueli-Scheuer. Agentic clear: Automating multi-level evaluation of llm agents, 2026. URL <https://arxiv.org/abs/2605.22608>.
- [27] Yizhong Wang, Yeganeh Kordi, Swaroop Mishra, Alisa Liu, Noah A. Smith, Daniel Khashabi, and Hannaneh Hajishirzi. Self-instruct: Aligning language models with self-generated instructions. In Anna Rogers, Jordan L. Boyd-Graber, and Naoaki Okazaki, editors, *Proceedings of the 61st Annual Meeting of the Association for Computational Linguistics (Volume 1: Long Papers), ACL 2023, Toronto, Canada, July 9-14, 2023*, pages 13484–13508. Association for Computational Linguistics, 2023. doi: 10.18653/V1/2023.ACL-LONG.754. URL <https://doi.org/10.18653/v1/2023.acl-long.754>.
- [28] Or Honovich, Thomas Scialom, Omer Levy, and Timo Schick. Unnatural instructions: Tuning language models with (almost) no human labor. In Anna Rogers, Jordan L. Boyd-Graber, and Naoaki Okazaki, editors, *Proceedings of the 61st Annual Meeting of the Association for*

- Computational Linguistics (Volume 1: Long Papers)*, ACL 2023, Toronto, Canada, July 9-14, 2023, pages 14409–14428. Association for Computational Linguistics, 2023. doi: 10.18653/V1/2023.ACL-LONG.806. URL <https://doi.org/10.18653/v1/2023.acl-long.806>.
- [29] Can Xu, Qingfeng Sun, Kai Zheng, Xiubo Geng, Pu Zhao, Jiazhan Feng, Chongyang Tao, Qingwei Lin, and Daxin Jiang. Wizardlm: Empowering large pre-trained language models to follow complex instructions. In *The Twelfth International Conference on Learning Representations, ICLR 2024, Vienna, Austria, May 7-11, 2024*. OpenReview.net, 2024. URL <https://openreview.net/forum?id=CfXh93NDgH>.
- [30] Qiaoyu Tang, Ziliang Deng, Hongyu Lin, Xianpei Han, Qiao Liang, and Le Sun. Toolalpaca: Generalized tool learning for language models with 3000 simulated cases. *CoRR*, abs/2306.05301, 2023. doi: 10.48550/ARXIV.2306.05301. URL <https://doi.org/10.48550/arXiv.2306.05301>.
- [31] Zuxin Liu, Thai Hoang, Jianguo Zhang, Ming Zhu, Tian Lan, Shirley Kokane, Juntao Tan, Weiran Yao, Zhiwei Liu, Yihao Feng, Rithesh R. N., Liangwei Yang, Silvio Savarese, Juan Carlos Niebles, Huan Wang, Shelby Heinecke, and Caiming Xiong. Apigen: Automated pipeline for generating verifiable and diverse function-calling datasets. In Amir Globersons, Lester Mackey, Danielle Belgrave, Angela Fan, Ulrich Paquet, Jakub M. Tomczak, and Cheng Zhang, editors, *Advances in Neural Information Processing Systems 38: Annual Conference on Neural Information Processing Systems 2024, NeurIPS 2024, Vancouver, BC, Canada, December 10 - 15, 2024*, 2024. URL [http://papers.nips.cc/paper\\_files/paper/2024/hash/61cce86d180b1184949e58939c4f983d-Abstract-Datasets\\_and\\_Benchmarks\\_Track.html](http://papers.nips.cc/paper_files/paper/2024/hash/61cce86d180b1184949e58939c4f983d-Abstract-Datasets_and_Benchmarks_Track.html).
- [32] Akshara Prabhakar, Zuxin Liu, Ming Zhu, Jianguo Zhang, Tulika Awalganekar, Shiyu Wang, Zhiwei Liu, Haolin Chen, Thai Hoang, Juan Carlos Niebles, Shelby Heinecke, Weiran Yao, Huan Wang, Silvio Savarese, and Caiming Xiong. Apigen-mt: Agentic pipeline for multi-turn data generation via simulated agent-human interplay. *CoRR*, abs/2504.03601, 2025. doi: 10.48550/ARXIV.2504.03601. URL <https://doi.org/10.48550/arXiv.2504.03601>.
- [33] Zhangchen Xu, Adriana Meza Soria, Shawn Tan, Anurag Roy, Ashish Sunil Agrawal, Radha Poovendran, and Rameswar Panda. TOUCAN: synthesizing 1.5m tool-agentic data from real-world MCP environments. *CoRR*, abs/2510.01179, 2025. doi: 10.48550/ARXIV.2510.01179. URL <https://doi.org/10.48550/arXiv.2510.01179>.
- [34] Yuwen Li, Wei Zhang, Zelong Huang, Mason Yang, Jiajun Wu, Shawn Guo, Huahao Hu, Lingyi Sun, Jian Yang, Mingjie Tang, and Byran Dai. Close the loop: Synthesizing infinite tool-use data via multi-agent role-playing. *CoRR*, abs/2512.23611, 2025. doi: 10.48550/ARXIV.2512.23611. URL <https://doi.org/10.48550/arXiv.2512.23611>.
- [35] Zhihao Xu, Rumei Li, Jiahuan Li, Rongxiang Weng, Jingang Wang, Xunliang Cai, and Xiting Wang. Unlocking implicit experience: Synthesizing tool-use trajectories from text. *CoRR*, abs/2601.10355, 2026. doi: 10.48550/ARXIV.2601.10355. URL <https://doi.org/10.48550/arXiv.2601.10355>.
- [36] Hao Chen, Zhixin Hu, Jiajun Chai, Haocheng Yang, Hang He, Xiaohan Wang, Wei Lin, Luhang Wang, Guojun Yin, and Zhuofeng Zhao. Toolforge: A data synthesis pipeline for multi-hop search without real-world apis. *CoRR*, abs/2512.16149, 2025. doi: 10.48550/ARXIV.2512.16149. URL <https://doi.org/10.48550/arXiv.2512.16149>.
- [37] Thai Quoc Hoang, Kung-Hsiang Huang, Shirley Kokane, Jianguo Zhang, Zuxin Liu, Ming Zhu, Jake Grigsby, Tian Lan, Michael S. Ryoo, Chien-Sheng Wu, Shelby Heinecke, Huan Wang, Silvio Savarese, Caiming Xiong, and Juan Carlos Niebles. LAM SIMULATOR: advancing data generation for large action model training via online exploration and trajectory feedback. In Wanxiang Che, Joyce Nabende, Ekaterina Shutova, and Mohammad Taher Pilehvar, editors, *Findings of the Association for Computational Linguistics, ACL 2025, Vienna, Austria, July 27 - August 1, 2025*, Findings of ACL, pages 12921–12934. Association for Computational Linguistics, 2025. URL <https://aclanthology.org/2025.findings-acl.670/>.

- [38] Zhongyi Zhou, Kohei Uehara, Haoyu Zhang, Jingtao Zhou, Lin Gu, Ruofei Du, Zheng Xu, and Tatsuya Harada. Toolgrad: Efficient tool-use dataset generation with textual "gradients". *CoRR*, abs/2508.04086, 2025. doi: 10.48550/ARXIV.2508.04086. URL <https://doi.org/10.48550/arXiv.2508.04086>.
- [39] Ziyi Wang, Yuxuan Lu, Yimeng Zhang, Ziwei Dong, Jing Huang, Jiri Gesi, Xianfeng Tang, Chen Luo, Yisi Sang, Hanqing Lu, Manling Li, and Dakuo Wang. Trajectory2task: Training robust tool-calling agents with synthesized yet verifiable data for complex user intents. *CoRR*, abs/2601.20144, 2026. doi: 10.48550/ARXIV.2601.20144. URL <https://doi.org/10.48550/arXiv.2601.20144>.
- [40] William Merrill, Noah A. Smith, and Yanai Elazar. Evaluating n-gram novelty of language models using rusty-dawg. In Yaser Al-Onaizan, Mohit Bansal, and Yun-Nung Chen, editors, *Proceedings of the 2024 Conference on Empirical Methods in Natural Language Processing, EMNLP 2024, Miami, FL, USA, November 12-16, 2024*, pages 14459–14473. Association for Computational Linguistics, 2024. doi: 10.18653/V1/2024.EMNLP-MAIN.800. URL <https://doi.org/10.18653/v1/2024.emnlp-main.800>.
- [41] Chantal Shaib, Joe Barrow, Jiuding Sun, Alexa F. Siu, Byron C. Wallace, and Ani Nenkova. Standardizing the measurement of text diversity: A tool and a comparative analysis of scores. *CoRR*, abs/2403.00553, 2024. doi: 10.48550/ARXIV.2403.00553. URL <https://doi.org/10.48550/arXiv.2403.00553>.
- [42] Guy Tevet and Jonathan Berant. Evaluating the evaluation of diversity in natural language generation. In Paola Merlo, Jörg Tiedemann, and Reut Tsarfaty, editors, *Proceedings of the 16th Conference of the European Chapter of the Association for Computational Linguistics: Main Volume, EACL 2021, Online, April 19 - 23, 2021*, pages 326–346. Association for Computational Linguistics, 2021. doi: 10.18653/V1/2021.EACL-MAIN.25. URL <https://doi.org/10.18653/v1/2021.eacl-main.25>.
- [43] Yuanzhe Shen, Zisu Huang, Zhengyuan Wang, Muzhao Tian, Zhengkang Guo, Chenyang Zhang, Shuaiyu Zhou, Zengjie Hu, Dailin Li, Jingwen Xu, Kaimin Wang, Wenhao Liu, Tianlong Li, Fengpeng Yue, Feng Hong, Cao Liu, and Ke Zeng. Trip-bench: A benchmark for long-horizon interactive agents in real-world scenarios. *CoRR*, abs/2602.01675, 2026. doi: 10.48550/ARXIV.2602.01675. URL <https://doi.org/10.48550/arXiv.2602.01675>.

## A Additional Results

Table 2: Sequence-level diagnostics. *Gold* columns score the action lists in each task’s evaluation criteria. *GoldSim* columns score one representative agent sequence per task, selected as the shortest run with `db_reward = 1` across all in-scope simulations; tasks with no successful run fall back to the gold action list. Selection rule and aggregation are detailed in Section A.

Metric	Airline				Retail				Telecom			
	Gold		GoldSim		Gold		GoldSim		Gold		GoldSim	
	TBV	Ours	TBV	Ours	TBV	Ours	TBV	Ours	TBV	Ours	TBV	Ours
Avg. length	2.84	11.36	4.68	10.64	4.82	10.66	6.58	9.19	4.53	6.50	6.60	7.64
W/R ratio	0.53	0.31	0.27	0.37	0.47	0.32	0.30	0.40	-	-	0.35	0.68
WED intra	3.76	8.42	5.20	8.34	4.89	7.07	4.18	6.70	4.32	5.50	6.63	7.05
Entropy 1-gram	2.60	3.50	2.80	3.51	3.23	3.38	3.01	3.38	3.86	4.34	4.61	4.80
Entropy 2-gram	3.42	6.68	4.12	6.54	4.64	6.22	4.27	6.02	5.17	7.67	6.44	8.10
Entropy 3-gram	3.69	8.22	4.65	8.18	5.29	8.24	5.14	7.94	5.90	8.33	7.29	8.78
Entropy 4-gram	3.63	8.58	4.73	8.50	5.87	9.27	5.90	8.84	6.05	8.20	7.60	8.73
Entropy 1-gram (norm.)	0.68	0.92	0.74	0.92	0.83	0.86	0.77	0.86	0.71	0.80	0.85	0.88
Entropy 2-gram (norm.)	0.45	0.88	0.54	0.86	0.59	0.80	0.55	0.77	0.48	0.71	0.59	0.75
Entropy 3-gram (norm.)	0.32	0.72	0.41	0.72	0.45	0.70	0.44	0.68	0.36	0.51	0.45	0.54
Entropy 4-gram (norm.)	0.24	0.56	0.31	0.56	0.38	0.59	0.38	0.57	0.28	0.38	0.35	0.40
Entropy avg. (norm.)	0.42	0.77	0.50	0.76	0.56	0.74	0.53	0.72	0.46	0.60	0.56	0.64
# unique seqs	30	50	40	50	75	114	94	112	94	114	107	102
# unique 2-gram	20	133	41	135	65	127	64	132	57	279	149	374
# unique 3-gram	24	333	56	322	92	418	108	386	86	365	228	494
# unique 4-gram	23	393	54	368	105	680	130	560	93	317	255	451
# unique 5-gram	18	362	47	334	103	725	139	552	80	244	234	371
# unique 6-gram	14	315	42	288	86	644	135	491	60	171	200	288
TTR 2-gram	0.20	0.26	0.22	0.28	0.15	0.12	0.10	0.14	0.14	0.44	0.23	0.49
TTR 3-gram	0.32	0.71	0.38	0.74	0.27	0.42	0.21	0.47	0.28	0.71	0.43	0.77
TTR 4-gram	0.42	0.94	0.46	0.96	0.39	0.78	0.31	0.79	0.41	0.78	0.61	0.84
TTR 5-gram	0.44	0.98	0.51	1.00	0.51	0.96	0.44	0.92	0.49	0.80	0.71	0.86
TTR 6-gram	0.47	0.99	0.55	1.00	0.61	0.99	0.60	0.98	0.56	0.81	0.78	0.88
# unique avg. (TTR)	0.37	0.78	0.43	0.80	0.39	0.65	0.33	0.66	0.38	0.71	0.55	0.77

**Coverage Desiderata.** Table 2 extends the results presented in Figure 2 to the full set of sequence-level statistics: average length (mean number of tool calls per sequence); write/read balance (ratio of write tools to read and generic tools); within-cluster weighted edit distance (*WED intra* - mean pairwise distance over all sequence pairs in the cluster, indicating intra-set diversity); Shannon entropy at  $n = 1 \dots 4$  ( $n$ -gram occurrences are tallied with a sliding window, normalised to a probability distribution, then  $H_n = -\sum_g p(g) \log_2 p(g)$ ) together with their vocabulary-normalised mean ( $H_n / (n \log_2 |V|)$ ) averaged over  $n$ , in  $[0, 1]$ , allowing comparison across cells with different tool vocabularies); the count of unique  $n$ -grams at  $n = 2 \dots 6$  (compositional richness); and the mean type-token ratio (unique  $n$ -grams divided by total  $n$ -grams positions, averaged over  $n = 2 \dots 6$ ; higher means less repetition). The reported numbers compare against *GoldSim*; how we extract it is explained in the following paragraph.

**The GoldSim simulation set.** The *GoldSim* columns aggregate agent behaviour into one representative tool sequence per task. Concretely, for a given (domain, task-set) cell we proceed as follows:

1. **Run pool.** For every task  $i$ , gather the union of all simulation runs, pooled across agent, user simulator, and trial  $k$ . Filter unsuccessful runs (reward= 0.0).
2. **Sequence extraction.** For each run we read the agent’s tool calls in turn order and concatenate their identifiers into one ordered tool sequence ( $\bar{\sigma}$ ).
3. **Per-task pick.** If more than a single candidate exist, we pick the candidate of *minimal length*. The intuition is that the shortest successful trajectory is the cleanest evidence of a working solution path.
4. **Gold fallback.** If no candidate exists for task  $i$  — we use the task’s gold tool sequence ( $\bar{\sigma}^*$ ). This keeps the per-cell sequence count equal to the cell’s task count and avoids selection bias against hard tasks.

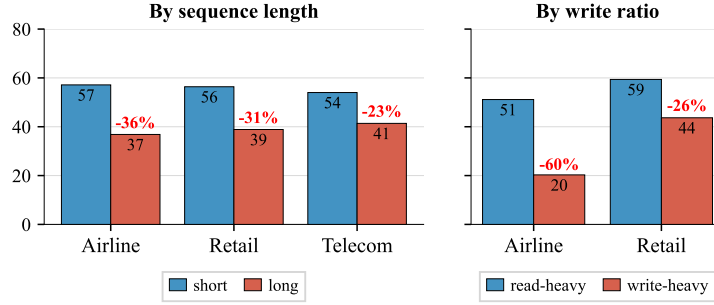


Figure 4: Mean accuracy on tasks bucketed by per-task golden-sequence length (left) and write-ratio (right), using  $\mu \pm 0.5\sigma$  thresholds with the middle band dropped.

**Difficulty Desiderata.** Figure 4 validates the two structural axes we use to control task difficulty. Splitting tasks by per-task golden-sequence length produces a 13–20 pp accuracy gap between short and long buckets across all three domains. Splitting by per-task write-ratio produces a 16–31 pp gap between read-heavy and write-heavy buckets in airline and retail. Telecom is excluded from the write-ratio panel because its evaluation criteria encode only write actions, so per-task write-ratio collapses to 1.0 for every task. These results indicate that compositional length and write-heaviness act as genuine difficulty knobs rather than descriptive labels, supporting their use as control axes when sampling harder tasks.

**Tool-Usage Distributions Across Domains.** Figure 5 reports complementary diversity views across the three  $\tau^2$ -Bench domains. Each plot the per-tool relative frequency of the  $\tau^{BV}$  against  $\tau^c$ -Bench; the latter spreads usage more evenly across the tool vocabulary, raising the normalised entropy ( $H = \text{Shannon entropy} / \log_2 |\text{tools}|$ ) reported in each legend.

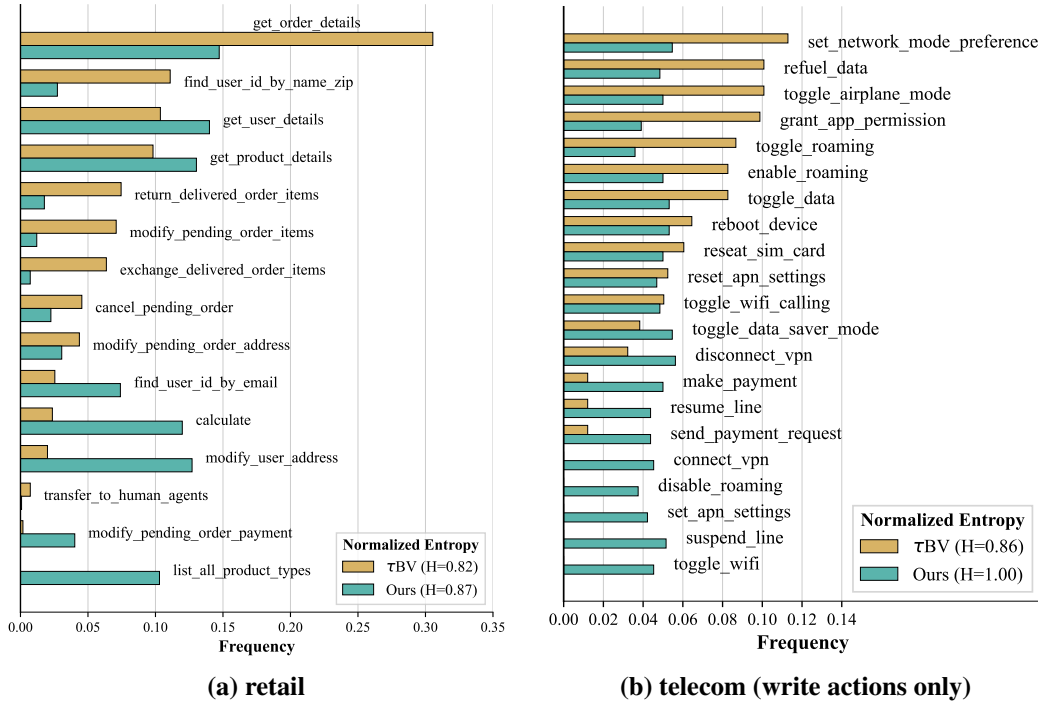


Figure 5: Per-tool relative frequency on the retail and telecom domains, comparing  $\tau^{BV}$  against  $\tau^c$ -Bench; the airline counterpart is in Figure 2. Normalised entropy  $H$  is reported in each panel’s legend; tools are ordered within each panel by  $\tau^{BV}$  task frequency. Telecom is restricted to write actions (21 of 43 tools, both distributions re-normalised over this subset) since the  $\tau^{BV}$  telecom tasks does not include read tools in their gold tool sequences.

**Qualitative Comparison: Weighted vs. Regular Edit Distance.** Figure 7 (Appendix C) contrasts  $k$ -medoids clustering on airline trajectories under our weighted edit distance (WED) and the unweighted edit distance (ED). Under WED (a), the three medoids correspond to clear, distinct user-service intents – *search/book/update*, *demand a refund*, and *book and update* – and each medoid’s nearest neighbors stay close to it semantically: they share the medoid’s overall intent and only differ in surface-level details. Under ED (b), the medoids themselves remain interpretable, but the nearest neighbors drift away from the medoid’s intent, mixing in unrelated tool subsequences. Figure (c) makes the same point quantitatively: under WED the inter-medoid distances (3.66–4.66) are larger than the intra-cluster neighbor distances visible, whereas under ED inter- and intra-cluster scales are closer, reflecting weaker cluster separation. Together, these examples illustrate why we use WED rather than plain edit distance for the clustering step in Section 3.2: the type-aware substitution costs translate into clusters whose members are semantically coherent, not just superficially similar.

## B Implementation Details

This appendix documents the end-to-end pipeline of TASTE (Section 3), as executed to produce  $\tau^c$ -Bench. The description is domain-agnostic: the only domain-specific resources are environment definition (policy document, tool specification, DB schema) and the set of original tasks.

All three stages are executed as separate processes that communicate via artifacts; each stage’s output is the following stage’s input. Unless stated otherwise, every LLM call uses Gemini-3-flash with default LiteLLM<sup>3</sup> settings; ablations over the model choice are reported in the Results section (Section 5).

### B.1 Stage 1: Tool Sequence Sampling with an Adaptive Contrastive $n$ -gram Model

Algorithm 1 summarizes the procedure described below.

**Model.** The sampler instantiates the Adaptive Contrastive  $n$ -gram model of Section 3.1 with  $n=3$  (trigram), Dirichlet smoothing  $\lambda_0 = 0.1$ , and negative-evidence weight  $\lambda_{\text{neg}} = 1$ . Positive and negative count tables,  $C^+$  and  $C^-$ , are initially empty. The available tokens set is the environment’s tool identifiers; two special tokens, BOS and EOS, are reserved for padding and termination and are never emitted by the sampler.

**Temperature schedule.** The temperature schedule is instantiated as an exponential decay

$$T(k) = 1 + (T_0 - 1) \exp(-k/\tau_{\text{decay}}),$$

with  $T_0 = 3.0$  and  $\tau_{\text{decay}} = 1500$ . The iteration counter  $k$  advances once per generation attempt.

**Length sampling.** Candidate sequence lengths are drawn from a skew-normal distribution with location 7, scale 5, and skewness 2.0; samples are hard-clipped to the integer range  $[1, 15]$  and rounded to the nearest integer.

**Generation.** A candidate action sequence is produced by prepending two BOS tokens to the empty sequence, then sampling tokens autoregressively from  $P(t_i | \text{ctx}_i)$  until the length  $L$  drawn above is reached;

**Plausibility validator.** Every candidate is evaluated by the plausibility validator: an LLM prompted with the domain-specific validation template (Box D.1). The prompt is templated with the candidate sequence and the domain environment. The validator determines whether the candidate sequence is valid and produces problematic indices if it is not.

**Ingestion.** Sequences judged plausible are ingested into  $C^+$ : every  $n$ -gram window extracted from the BOS-padded sequence is incremented. Sequences judged implausible are ingested into  $C^-$ : only windows whose final token index appears in problematic indices are incremented. Uniqueness is enforced by tuple-equality deduplication. Duplicate sequences are skipped without contributing to either table; the iteration counter  $k$  still advances.

<sup>3</sup><https://www.litellm.ai/>

**Seed initialization.** Before the main loop, the gold tool sequence of the domain’s original tasks are each evaluated by the plausibility validator and ingested according to its verdict.

**Training loop.** The loop runs for a total of 3,000 generation attempts. The output of Stage 1 is the trained sampler with its final count tables.

## B.2 Stage 2: Clustering and Selection

Algorithm 2 summarizes the procedure described below.

**Pool generation.** A pool of 2,000 unique tool sequences is drawn from the trained sampler. Sampling uses a fixed temperature  $T_{\text{pool}} = 1.5$  and the same skew-normal length distribution as in Stage 1.

**Weighted edit distance.** Pairwise distances between sequences use a standard Levenshtein recurrence with insertion and deletion cost 1 and a hand-set tiered substitution cost:

$$d_{\text{sub}}(a, b) = \begin{cases} 0 & \text{if } a = b, \\ 0.33 & \text{if } \text{type}(a) = \text{type}(b) \text{ and } \text{group}(a) = \text{group}(b), \\ 0.66 & \text{if } \text{type}(a) = \text{type}(b) \text{ and } \text{group}(a) \neq \text{group}(b), \\ 1.00 & \text{if } \text{type}(a) \neq \text{type}(b). \end{cases}$$

The *type* of a tool is one of READ, WRITE, GENERIC, as declared in the tool specification; GENERIC tools are treated as READ for the type comparison only. The *group* of a tool is the prefix of the tool name up to the first underscore (e.g., the group of `search_direct_flight` is `search`).

Figure 7 (Appendix A) gives a qualitative illustration of how this metric behaves on real airline-domain sequences. For three clusters drawn from the validated  $k = 50$  medoid set with visibly distinct user-service intents (book a new reservation; modify reservation flights; cancel a reservation with a refund certificate), Figure 7(a) shows that within-cluster distances stay between 1.0 and 3.98, while the inter-medoid matrix in Figure 7(b) reports a smallest between-medoid distance of 5.31 – so the cluster boundaries align with semantic intent, and cosmetic variants (read reordering, optional same-group write substitutions) are absorbed into the same cluster.

**$K$ -medoids.** The number of clusters  $K$  is set to the number of seed tasks in the domain (50 for airline; 114 for retail and telecom). Medoids are initialized via the  $k$ -medoids++ scheme: the first medoid is drawn uniformly at random from the pool, and each subsequent medoid is drawn with probability proportional to the squared distance from the pool point to its nearest existing medoid. A PAM-style update loop then alternates an assignment step (each point is assigned to its nearest medoid) with an update step (each medoid is replaced by the cluster member that minimizes total intra-cluster distance). The loop terminates when the medoid set stabilizes between consecutive iterations, with a hard cap of 100 iterations.

**Medoid validation and replacement.** Each medoid is validated by the same plausibility validator used in Stage 1. When a medoid is judged implausible, a replacement is searched among the other members of its cluster in order of increasing distance to the original medoid. If no member of the cluster is judged plausible, the cluster is marked *unusable* for this round.

**Re-clustering of unusable clusters.** At the start of each re-clustering round, every medoid that has been accepted in a previous round is frozen as an immovable center. A fresh pool of sequences is drawn from the sampler under the same settings as the initial pool. Constrained  $k$ -medoids is then run with the frozen centers fixed and  $k'$  free centers (one per unusable cluster) selected from the new pool; the constraint is algorithmic rather than penalty-based: frozen indices never participate in the medoid-update step, but they remain in the nearest-medoid assignment. Newly selected free medoids are validated as above; unusable clusters remaining after three rounds are dropped, and the benchmark size is reduced accordingly.

**Output.** The stage emits, for each plausible cluster, the medoid sequence.

### B.3 Stage 3: Task Generation and Evolution

Each plausible medoid  $\bar{\sigma}$  from Stage 2 is instantiated as a base task  $x = (s_0, u, \sigma^*)$  following Section 3.3: two LLM calls produce the task, which is then screened by a multi-step validity pipeline with a feedback-driven repair loop. The validated base task is then evolved into an adversarial variant by a three-step pipeline with its own validity check. Algorithm 3 summarizes the procedure described below.

**Base task generation: scenario construction.** The first LLM call (Box D.2) constructs a coherent real-world scenario that motivates the tool sequence  $\bar{\sigma}$ , inventing concrete entities and producing a verbose, step-by-step user instruction  $u$ .

**Base task generation: database initialization.** The second LLM call (Box D.3) produces the database entities required to execute  $\bar{\sigma}$ . These entities are merged into the domain’s base environment state to form the task’s initial state  $s_0$ .

**Validity checks.** Following Section 3.3, the generated task is evaluated by a pipeline combining rule-based and simulation-based checks; the pipeline short-circuits on the first failure.

1. **(Rule)** Arguments fully specified.
2. **(Rule)** Referenced entities exist in  $s_0$ .
3. **(Rule)**  $s_0$  conforms to the domain schema.
4. **(Rule)** Gold tool-call sequence succeeds.
5. **(LLM)** Policy coherence review. An LLM reviews the task instructions against the policy (Box D.4).
6. **(Simulation)** Verifier agent. Described below.

**Verifier agent.** The verifier agent of Section 3.3 is built on  $\tau^2$ -Bench’s LLMGTAgent workflow, which primes an LLM with the full list of gold tool calls (“action hints”) before running the task in  $\tau^2$ -Bench’s standard simulator. Running the simulation with fully-specified hints might be too easy: the agent can transcribe the tool calls into the conversation without engaging with the scenario, yields a degenerate solvability check. Running it with no hints is too hard: a competent agent may fail a perfectly valid task because the task itself is difficult. We therefore deviate from the base implementation in two places, designed to leave enough scaffolding for the task to be solvable while forcing the agent to ground each decision in the conversation.

We modify the hint list in two ways: First, we shuffle the order of the gold tool sequences. Second, for a gold tool call with  $|\text{kwards}|$  arguments, we randomly select  $\lceil p \cdot |\text{kwards}| \rceil$  arguments to drop, with  $p = 0.3$ . We modify the instructions to the agent accordingly. A task passes if the hinted-simulation yield a reward of 1.0.

**Feedback-driven repair and cluster replacement.** When any validity check fails, the pipeline invokes a repair mechanism that feeds the failing step’s error back to an LLM, which attempts to patch the offending part of the task or database. Tasks that cannot be repaired are regenerated from scratch; if repeated attempts fail, the medoid is replaced by another candidate from its cluster (Section 3.2).

**Task evolution: strategy analysis.** Each validated base task is then evolved into a harder variant. The first evolution LLM call (Box D.5) examines each WRITE action and selects global techniques from the catalog described below that shape the conversation as a whole, defines conditional branches describing how the user reacts to different agent responses, and lists decoy entities to be constructed in the environment-perturbation step.

**Adversarial pattern catalog.** We define a catalog of adversarial patterns, each targeting a distinct failure mode of tool-using agents. We divide the catalog into three main categories, each holding a few applicable patterns. The strategy phase selects a pattern per write action, based on the specific action and database context.

1. **DB-grounded misdirection.** The user leads the agent towards plausible but wrong argument values. A careful agent catches these by looking things up in the DB. e.g., Decoy entity - where a similar-but-wrong entity exists in the DB that plausibly matches the user’s vague description, with subtle disqualifier.
2. **Policy Enforcement.** The user pushes the agent toward actions that policy forbids, or beyond what the task requires. e.g., Eligibility Pressure - where a user demands an action that policy forbids, such as ineligible refund.
3. **Conversational adversity.** The user controls the flow of information to stress-test the agent’s patience and robustness. e.g., Information withholding.

**Task evolution: environment perturbation.** A second LLM call materializes the designed techniques into concrete database records, which are merged into  $s_0$  additively.

**Task evolution: scenario rewriting.** A third LLM call (Box D.6) rewrites the user instruction  $u$  to deploy the adversarial techniques from the strategy step and exploit the decoys from the environment-perturbation step, while keeping  $\bar{\sigma}$  and its gold arguments unchanged.

**Evolved-task validation and graduated fallback.** The evolved task passes through the validation pipeline mentioned above; Rule-based steps are skipped, as  $\bar{\sigma}$ , its arguments, and the environment outside the decoys are preserved by construction. Failures at any evolution step trigger a feedback-driven retry with the failing step’s error surfaced to the LLM. If full adversarial evolution still fails, the graduated fallback described below applies: a *lite* rewrite is attempted without strategy analysis or decoys, and if it also fails the original base task is retained unchanged.

**Graduated fallback.** When full adversarial evolution fails validation after multiple retry attempts, the pipeline applies a *lite* fallback: a simplified evolution that adds only mild adversarial elements — without strategy analysis. If the lite version also fails, the original base task is retained unchanged. This graduated approach maximizes the fraction of tasks that receive some level of difficulty enhancement while ensuring that the final task set is always complete.

**Output.** The stage emits a set of tasks conforming to the  $\tau^2$ -bench task schema, one per cluster, each in its evolved form.

#### B.4 Consolidated Hyperparameter Table

Table 3 reports the hyperparameters used in the reported runs; values are constant across domains unless noted. Table 4 lists the exact API identifiers behind every model name used in the paper.

Table 3: Hyperparameters used in the reported runs.

Hyperparameter	Value	Hyperparameter	Value
<i>Stage 1: Sampler</i>		<i>Stage 2: Clustering and Selection</i>	
$n$ -gram order $n$	3	Pool size $N$	2000
Dirichlet smoothing $\lambda_0$	0.1	Pool temperature $T_{\text{pool}}$	1.5
Neg.-evidence weight $\lambda_{\text{neg}}$	1.0	$K$ -medoids max iterations	100
Initial temperature $T_0$	3.0	<i>Stage 3: Task Gen. &amp; Evolution</i>	
Temp. decay $\tau_{\text{decay}}$	1500	Verifier-agent redaction $p$	0.3
Length dist. (loc, scale, $\alpha$ )	skew-normal (7, 5, 2.0)	Verifier-agent simulation attempts	2
Length clip	[1, 15]	Lite fallback retries	3
Training steps	3000		

Table 4: Mapping between model names used throughout the paper and the exact API identifiers used for generation and evaluation. PPT (price per task) reports the average cost in USD of running one task with the given model.

Name in paper	Provider	API identifier	PPT (\$)
Gemini-3-Flash	Google	gemini-3-flash-001	0.077
Gemini-2.5-Flash	Google	gemini-2.5-flash-001	0.036
GPT-5.2	OpenAI	gpt-5.2-2025-12-11	0.091
Claude-Sonnet-4.6	Anthropic	claude-4-6-sonnet-20260217	0.490
DeepSeek-3.1	DeepSeek	deepseek/deepseek-chat-v3.1	0.034
Qwen-32B	Alibaba	qwen/qwen-3-32b-instruct	0.020

## B.5 Pseudo-codes

---

### Algorithm 1 Adaptive contrastive $n$ -gram training (Section 3.1).

---

**Require:** seed sequences  $\sigma_{\text{seed}}$ , validator  $V$ , length dist.  $L$ , temperature  $T(\cdot)$ , iterations  $K_{\text{iter}}$

```

1:  $C^+, C^- = \emptyset$ 
2: for  $\bar{\sigma} \in \mathcal{X}_{\text{seed}}$  : ▷ Initialize with seed tasks
3:    $v, P = V(\bar{\sigma})$ 
4:   if  $v == \text{plausible}$  :
5:      $C^+ += \text{ngrams}(\bar{\sigma})$ 
6:   else
7:      $C^- += \text{ngrams}(\bar{\sigma}, P)$ 
8: for  $k = 1 \dots K_{\text{iter}}$  : ▷ Training loop
9:    $\ell \sim L$ 
10:   $\bar{\sigma} = \text{sample}(C^+, C^-, \ell, T(k))$ 
11:  if  $\bar{\sigma} \in C^+ \cup C^-$  :
12:    continue
13:   $v, P = V(\bar{\sigma})$ 
14:  if  $v == \text{plausible}$  :
15:     $C^+ += \text{ngrams}(\bar{\sigma})$ 
16:  else
17:     $C^- += \text{ngrams}(\bar{\sigma}, P)$ 
18: return  $C^+, C^-$ 

```

---



---

### Algorithm 2 Clustering and medoid validation (Section 3.2).

---

**Require:** trained  $C^\pm$ , validator  $V$ , target  $K$ , pool  $N$ , length dist.  $L$ , temp.  $T_{\text{pool}}$ , distance  $d_w$ , rounds  $R_{\text{max}}$

```

1:  $\mathcal{M}_{\text{valid}} = \emptyset$ 
2: for  $r = 1 \dots R_{\text{max}}$  :
3:    $\mathcal{P} = \emptyset$ 
4:   while  $|\mathcal{P}| < N$  : ▷ Pool generation
5:      $\ell \sim L$ 
6:      $\bar{\sigma} = \text{sample}(C^+, C^-, \ell, T_{\text{pool}})$ 
7:     if  $\bar{\sigma} \notin \mathcal{P}$  :
8:        $\mathcal{P}.\text{add}(\bar{\sigma})$ 
9:    $\{(\mathcal{C}_j, m_j)\}_{j=1}^K = \text{k\_medoids}(\mathcal{P}, K, d_w, \text{frozen} = \mathcal{M}_{\text{valid}})$  ▷ Clustering
10:  for  $j = 1 \dots K$  :
11:    if  $m_j \in \mathcal{M}_{\text{valid}}$  :
12:      continue
13:     $\mathcal{C}_j = \text{sorted}(\mathcal{C}_j, \text{key} = d_w(\cdot, m_j))$ 
14:    for  $\bar{\sigma} \in \mathcal{C}_j$  : ▷ Medoids validation
15:      if  $V(\bar{\sigma}) == \text{plausible}$  :
16:         $\mathcal{M}_{\text{valid}}.\text{add}(\bar{\sigma})$ 
17:      break
18:  if  $|\mathcal{M}_{\text{valid}}| == K$  :
19:    break
20: return  $\mathcal{M}_{\text{valid}}$ 

```

---

---

**Algorithm 3** Base task generation and evolution (Section 3.3).

---

**Require:** validated medoids  $\mathcal{M}_{\text{valid}}$ , task validator  $V$ , rounds  $R_{\text{max}}^b$ , rounds  $R_{\text{max}}^e$ , rounds  $R_{\text{max}}^l$

```
1:  $\mathcal{X} = \emptyset$ 
2: for  $\bar{\sigma} \in \mathcal{M}_{\text{valid}}$  :
3:   valid_base = False
4:   for  $r = 1 \dots R_{\text{max}}^b$  : ▷ Construct base task
5:      $u, \sigma^* = \text{llm\_scenario}(\bar{\sigma})$ 
6:      $s_0 = \text{llm\_init\_db}(\bar{\sigma}, u)$ 
7:      $x_{\text{base}} = (s_0, u, \sigma^*)$ 
8:     if  $V(x_{\text{base}}) == \text{pass}$  : ▷ Base task is valid
9:       valid_base = True
10:      break
11:   if valid_base == False :
12:      $\text{mark\_base\_generation\_failed}(\bar{\sigma})$  ▷ Mark medoid for later re-clustering
13:     continue

14:   evolved = False, lite = False
15:   for  $r = 1 \dots R_{\text{max}}^e$  : ▷ Evolve task
16:      $x_{\text{evolved}} = \text{evolve\_with\_llm}(x_{\text{base}}, \text{mode} = \text{full})$ 
17:     if  $V(x_{\text{evolved}}) == \text{pass}$  :
18:       evolved = True
19:       break
20:   if evolved :
21:      $\mathcal{X}.\text{add}(x_{\text{evolved}})$ 
22:     continue
23:   for  $r = 1 \dots R_{\text{max}}^l$  : ▷ Evolve failed, try lite evolution
24:      $x_{\text{lite}} = \text{evolve\_with\_llm}(x_{\text{base}}, \text{mode} = \text{lite})$ 
25:     if  $V(x_{\text{lite}}) == \text{pass}$  :
26:       lite = True
27:       break
28:   if lite :
29:      $\mathcal{X}.\text{add}(x_{\text{lite}})$ 
30:     continue
31:    $\mathcal{X}.\text{add}(x_{\text{base}})$  ▷ lite failed, keep base task
32: return  $\mathcal{X}$ 
```

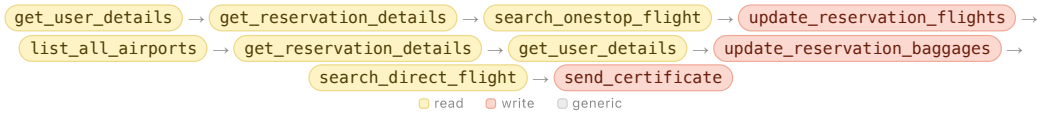
---

## C Examples

**Base and Evolved Tasks.** Figure 6 shows one end-to-end task example from each of the three  $\tau^2$ -Bench domains, illustrating the output of the task generation and evolution pipeline of Section 3.3. For each task we render the gold tool-call sequence, the *base* variant, and the corresponding *evolved* variant stacked on a single page. The task purpose is shown above the gold tool sequence and it is shared across both variants. The comparison between variants is shown across the *Known Info* and the *Task Instructions*.

## Airline task#1

Testing a complex sequence of modifying multiple reservations, checking airport availability, and processing delay compensation for a Gold member.



### BASE TASK

#### KNOWN INFO

You are Liam Cohen. Your user id is liam\_cohen\_123. Reservation 1: ABC123 (SFO to JFK, currently scheduled for June 1, economy). Reservation 2: XYZ789 (LAX to SEA, business class). Payment method: credit\_card\_1111111.

#### TASK INSTRUCTIONS

You are a cooperative Gold member. Provide your user ID (liam\_cohen\_123) and reservation IDs (ABC123 and XYZ789) when asked.

Starting with reservation ABC123 (SFO to JFK), explain that the flight is delayed and you want to move it to June 5, 2024. Specifically ask the agent to search for one-stop flights via Chicago for that day. Once they provide the options, choose HAT500 and HAT600, confirm the change to economy class, and authorize payment for any difference using your credit card (credit\_card\_1111111).

After that is confirmed, ask the agent for a list of all airports the airline serves for your future vacation planning.

Next, transition to your other reservation, XYZ789. Ask for the details of that booking first. Then, ask the agent to re-check your user profile to verify your membership level before making any changes.

Once they confirm you are a Gold member, ask to add 2 checked bags to that reservation (XYZ789). Since you are a Gold member flying Business class, note that these should be free. Use your credit card on file for the update.

Follow up by asking if there are any direct flights for a potential new trip from Seattle (SEA) to Los Angeles (LAX) on May 16, 2024.

Finally, ask for the \$50 travel certificate compensation for the delay on the first reservation (ABC123) that you had to change earlier.

Wait for the agent to confirm completion of each action before requesting the next one.

### EVOLVED TASK

#### KNOWN INFO

You are Liam Cohen (user\_id: liam\_cohen\_123). You have a Visa credit card ending in 1111 on file.

#### TASK INSTRUCTIONS

You are a busy Gold member and expect the agent to be proactive. Do not provide reservation IDs upfront; tell the agent to find them in your profile.

Regarding your San Francisco flight to the New York area that was delayed, tell them you need to move it to June 5th. You have two bookings (JFK and EWR); if the agent attempts to modify the Newark flight (ABC456), immediately stop them and say 'Wait, I thought that one was non-changeable? I don't want to get in trouble with my company's travel policy. Check the JFK one instead.' Proceed with changing the JFK reservation (ABC123) to a one-stop flight via Chicago (ORD) on June 5, 2024, in economy class.

When asked for payment for the flight change, insist on using a 'MasterCard ending in 9999' that your assistant supposedly added. Only if the agent insists it isn't in your profile should you allow them to use the Visa ending in 1111.

After the flight change, ask for a complete list of airports the airline serves.

Next, ask about adding 2 bags to your LAX to SEA business class flight (XYZ789). Claim you are a 'Platinum' member and ask if there is a charge.

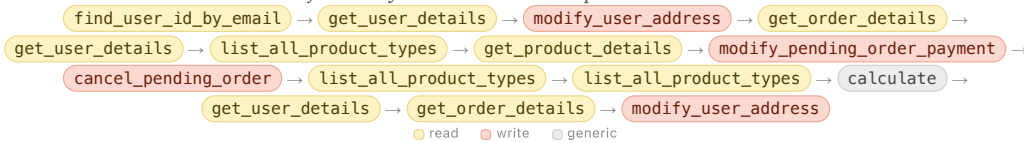
Ask for a search of direct flights from Seattle (SEA) to Los Angeles (LAX) on May 16, 2024.

Finally, demand \$150 in compensation for the JFK delay, claiming 'there were three of us delayed on that flight.'

Figure 6: (a) airline.

## Retail task#113

Testing agent's ability to handle a complex sequence involving multiple profile updates, order inquiries, and product comparisons followed by calculations and subsequent corrections.



### BASE TASK

**KNOWN INFO** You are Alice Vance. Email: alice.v@example.com User ID: alice\_vance\_221 Order IDs: #W1111111, #W2222222  
Product ID for Ultra Headphones: 1234567890 New address: 202 Oak St, Seattle, WA 98101, USA (later adding Apt 4B)

#### TASK INSTRUCTIONS

You are Alice Vance. You need to perform several updates to your account and orders.

1. Start by providing your email to authenticate.
2. Ask for your current profile details and then update your default address to 202 Oak St, Seattle, WA 98101, USA.
3. Inquire about the status of order #W1111111.
4. You want to change the payment method for order #W1111111 to your gift card, but first, you need to see your saved payment methods to get the gift card ID.
5. Before finalizing the payment change, express interest in the store's products. Ask for a general list of all product categories.
6. Ask for specific details on the 'Ultra Headphones' (Product ID: 1234567890).
7. Now, confirm you want to switch the payment for #W1111111 to your gift card (gift\_card\_9998887).
8. Next, cancel order #W2222222 because you ordered it by mistake.
9. Ask to see the list of product categories again to make sure you didn't miss anything.
10. Ask for the product category list one more time, claiming you accidentally closed the previous one.
11. Ask the agent to calculate how much it would cost to buy 3 items priced at \$45.50 each.
12. Ask to see your profile details again to verify the address change.
13. Check the details of order #W1111111 one last time to ensure the payment update was successful.
14. Realize you omitted the apartment number in your address. Ask the agent to update your default address one more time to include 'Apt 4B' at the same 202 Oak St location.

Wait for the agent to confirm completion of each action before requesting the next one or changing your mind.

### EVOLVED TASK

**KNOWN INFO** You are Alice Vance. Your email is alice.v@example.com. Your new address is 202 Oak St, Seattle, WA 98101, Apt 4B. You have a pending order for headphones (#W1111111) and a order for a cable (#W2222222).

#### TASK INSTRUCTIONS

You are a demanding 'Platinum Elite' customer. Start by asking if your status allows you to bypass the standard 5-7 day credit card refund period. Even if the agent says no, mention your status throughout the call to pressure them.

First, request to update your default address to 202 Oak St, Seattle, WA 98101. Intentionally withhold the apartment number (Apt 4B) for now.

Next, ask to switch the payment for your headphone order (#W1111111) to your 'linked PayPal account.' If the agent informs you no PayPal is on file, insist you use it for everything and demand they check again. Only after a second refusal, claim you must have used it on a different site and tell them to use your gift card instead. When discussing the gift card, claim it has a 'VIP balance' of \$1000.

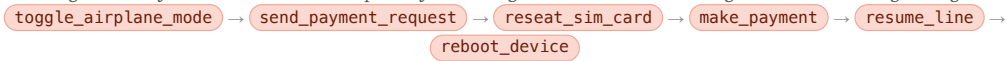
Then, tell the agent to 'cancel my cable order.' You have two orders with cables (#W2222222 and #W4444444). If the agent asks which one, insist on the most recent one (which is processed). IF the agent attempts to cancel the processed order #W4444444, get frustrated: 'No, that one was already shipped! I need to cancel the one that's still sitting there.' Once they identify #W2222222 is the pending one, tell them to cancel it because 'it's too expensive.' IF the agent accepts this reason, demand an extra 10% discount on your other order for the trouble. If they refuse the reason or the discount, grudgingly provide the reason 'ordered by mistake.'

After inquiring about product categories and asking the agent to calculate the cost of 3 items at \$45.50 each, 'suddenly remember' that your address update was incomplete. Ask the agent to modify your address again to include 'Apt 4B.'

Figure 6: (b) retail.

### Telecom task#3

Test the agent's ability to handle service interruption by combining device-side troubleshooting with backend billing management.



#### BASE TASK

**KNOWN INFO** You are Ido Levy. Your phone number is 555-432-1098. You are currently at home in Israel. You have an overdue bill B990123 for \$85.00 that you are willing to pay.

#### TASK INSTRUCTIONS

You are calling because your phone has been showing 'No Service' or 'Searching' for the last hour, and you can't make calls or use data.

1. First, report the symptom to the agent.
2. If the agent suggests a software-level fix like toggling Airplane Mode, follow their instructions.
3. If the service still doesn't work after that, ask the agent to check if there is anything wrong with your account or line.
4. If the agent identifies an overdue bill (B990123) as the reason for a service suspension, express surprise but agree to pay it immediately. Ask the agent to send you the payment request link.
5. Once the agent confirms they have sent the payment request, mention that you also dropped your phone earlier today and are worried the SIM card might have shifted. Ask the agent if you should try taking it out and putting it back in.
6. Wait for the agent to confirm completion of each action before requesting the next one.

#### EVOLVED TASK

**KNOWN INFO** You are Ido Levy. Your phone number is 555-432-1098.

#### TASK INSTRUCTIONS

Start by tersely reporting 'No Service' and demanding a fix, but withhold your phone number or account ID until explicitly asked.

When the agent reviews your account, incorrectly state that you already paid your overdue bill last week, but accept correction once they show the actual records.

Cooperate with the Airplane Mode toggle, and if it fails, ask them to check your line status for suspensions.

Once the \$85 bill (B990123) is confirmed, agree to pay, accept the payment request on your end, mention dropping the phone, and ask to reseal the SIM.

Wait for explicit confirmation after every step, execute `make_payment` when the request arrives, and only call `reboot_device` after the line is officially resumed. Do not end the conversation until the agent has confirmed all requested actions are complete.

Figure 6: (c) telecom.



Figure 7:  $k$ -medoids clusters on the airline domain under weighted edit distance **(a)** vs. unweighted edit distance **(b)**. Each cluster shows its medoid (top row) and three nearest neighbors; chips are colored by tool type (READ, WRITE, GENERIC).

## D Prompts

This appendix contains the prompt templates used in each pipeline stage, reproduced verbatim from the running implementation. All prompts are domain-agnostic: the same template is used across the airline, retail, and telecom domains, with the domain environment (policy document, tool specification, schema) supplied through the templated placeholders. Placeholders of the form `{name}` are substituted with the corresponding runtime value described in Appendix B; the double braces `{ {` and `}}` are Python format-string escapes that render as single braces in the text sent to the LLM and are otherwise passed through unchanged.

### Box D.1: Prompt for `validate_action_sequence`

You are a strict quality gate for a customer-service agent benchmark. Decide whether the given action sequence is VIABLE: a realistic, coherent user scenario could be constructed around it (including uncommon edge cases), and it follows the policy rules. The benchmark spans multiple domains; reason from the policy and tool spec below, not from prior knowledge of any one domain.

```

## Action Sequence
{action_sequence}
## Domain Policy
{policy}
## Available Tools (with READ/WRITE/GENERIC types)
{tool_spec}
## Evaluation -- work through phases in order; reject as soon as any check fails.
### Phase A -- Structural Sanity
1. Every action name exists in the tool spec.
2. Sequence is non-empty.
3. No action repeats 3+ times in a row with no intervening action (degenerate).
4. A handoff/transfer action (e.g. 'transfer_to_human_agents') must be the LAST action; nothing follows it.
### Phase B -- Logical Flow (apply via the policy/tool spec to identify what counts as identification, lookup, write, diagnostic, corrective)
5. Identification (e.g. 'find_user_id_by_*', 'get_customer_by_*'), if present, must come before any action that depends on knowing who the customer is. Sequences may also omit identification (sub-task sequences -- identification assumed external).
6. Read-before-write on existing entities: a WRITE that mutates an existing entity needs a prior READ of that entity, IF identification is present AND the policy requires verification before mutation. Each mutated entity needs its own preceding READ; multiple writes on the same entity may share one. Sub-task sequences without identification waive this.
7. Causal ordering: if A produces an ID/state that B consumes, A must precede B. If A is "send/issue" and B is the matching "check/respond/pay", A must precede B.
8. Diagnostic-before-corrective: when the domain has both, a corrective WRITE without any preceding diagnostic READ is suspect (unless purely account-management).
9. Repetition is valid only if each call targets a different entity or serves a distinct purpose (e.g. same READ before/after a corrective WRITE to verify).
10. No logical contradictions: when the policy says an action transitions an entity into a status that forbids further operations of a given kind, subsequent actions of that kind on the same entity are invalid.
### Phase C -- Benchmark Viability
11. Multi-intent decomposition: a sequence may concatenate sub-sequences (one per user intent). Each sub-sequence must independently satisfy A and B. A fresh identification or top-level READ mid-sequence often signals a new intent, not a duplicate.
12. Scenario constructibility: a coherent, realistic interaction must exist that naturally yields these actions in this order. Edge cases are valuable; uncommon is fine.
13. Policy plausibility: at least one DB configuration must exist where every action is policy-allowed. Sequences leading the agent to refuse a request are still valid (they represent the actions taken before the decision).
14. Dataset utility: reject only when the sequence is trivially degenerate (same GENERIC repeated with no purpose), models no recognizable intent, or is too artificial to reflect any real interaction.
## Reference patterns (1 per domain)
VALID:
- Airline -- lookup then cancel: '[get_reservation_details, cancel_reservation]'.
- Retail -- auth + lookup + modify: '[find_user_id_by_email, get_order_details, modify_pending_order_address]'.
- Telecom -- lookup + suspend: '[get_customer_by_phone, get_details_by_id, suspend_line]'.
INVALID:
- Airline -- '[cancel_reservation]' alone: cancel without prior READ.
- Retail -- '[find_user_id_by_email, cancel_pending_order]': identification present, so 'get_order_details' is required.
- Telecom -- '[make_payment]' alone: no preceding 'send_payment_request'.
## Calibration
Err toward acceptance for uncommon-but-plausible sequences. Reject only on a specific flaw (Phase A structural, Phase B impossibility, or Phase C uselessness). Multi-intent sequences and repeated actions are often valid; short sequences are fine when context plausibly supplies the rest.
## Output (JSON only, no markdown, no extra text)
{{
  "analysis": "Step-by-step reasoning across Phase A (structural), B (logical flow), C (viability). Concise.",
  "valid": true or false,
  "reason": "One sentence -- confirm viability or state the specific flaw.",
  "problematic_indices": [0-based indices of every action contributing to invalidity; [] if valid]
}}

```

#### Box D.2: Prompt for create\_user\_task

You are a task designer for a customer-service agent benchmark. Create a realistic user task/scenario that naturally requires the agent (and, where applicable, the user) to execute this action sequence: {action\_sequence}.

The benchmark spans multiple domains. The current domain's tools, arguments, enums, system limits, and policy live in the policy and tool spec below; reason from them, not from prior knowledge.

## Hard Rules

- **Argument whitelist.** For every action, use ONLY the argument keys defined for that tool in the tool spec. Adding an extra argument causes immediate runtime failure. Enum parameters must use the listed values verbatim.
- **System limits and dynamic IDs.** Some domains cap how many entities of a kind can be created per task or assign new IDs from a fixed pool (described in the policy/tool spec when applicable). Stay within caps -- if the sequence forces more creations than allowed, design the scenario so earlier ones are cancelled/freed first. If a later action targets a freshly-created entity, use the EXACT runtime-assigned ID prescribed by the spec.
- **Dual-actor sequences (when the domain has them).** When the tool spec marks tools as agent vs user actor, every output action MUST include 'requestor' set to "assistant" (agent) or "user" (user). User actions take empty 'arguments' ( '{} ') unless the spec defines parameters. The user reports symptoms; the agent diagnoses and instructs.
- **Calculate format.** When 'calculate' is in the sequence, write expressions with spaces around operators ('350 \* 2', not '350\*2' or '700').

## Scenario Design

- **Forced ordering.** The scenario must be constructed so the agent cannot complete the request without performing the actions in exactly this order. Each action is justified by a specific user behaviour at that moment; no alternative ordering would solve the task.
- **Message boundaries.** The user must wait for the agent to confirm completion of the current request before changing intent. Each user message has ONE coherent intent. BAD: "Yes, please go ahead. Actually, I want something else." GOOD: confirm in one message, switch in a later one.
- **Escalation.** If the sequence does NOT include a transfer/handoff action, design so the automated agent can handle the request fully (no asks for a human, no manual review). If it DOES, design so the escalation is justified.
- **Solvability.** Every fact the agent needs is in 'known\_info' or derivable from the conversation. The user answers truthful when asked direct questions, has an inferable intent within reasonable turns, and (in dual-actor domains) complies with device-side instructions the agent gives.

## Output Schema

Produce three fields in 'user\_scenario.instructions':

1. **reason\_for\_call** -- the user's high-level request. Describe the SYMPTOM (not the technical cause) when the sequence is diagnostic/troubleshooting. For policy-dependent actions, include a specific policy-compliant reason.
2. **known\_info** -- info the user knows. Use the actual generated IDs for the domain's entities. Provide enough for the agent to retrieve the user's record (email/phone/name+DOB depending on what the lookup tools accept).
3. **task\_instructions** -- behavioural directives. MUST include verbatim:
  - "Wait for the agent to confirm completion of each action before requesting the next one or changing your mind. CRITICAL: Do NOT end the conversation in the same message where you confirm or agree to an action. After you confirm an action, you MUST wait for the agent's response confirming completion before you may end the conversation. Only end the conversation AFTER the agent has explicitly confirmed ALL requested actions are done."
  - In dual-actor domains, also: "Whenever the agent asks you about your device, always ground your responses on the results of tool calls. Never make up the results of tool calls, always ground your responses on the results of tool calls."
  - When the sequence has policy-mandated post-action user steps (e.g. user must 'make\_payment' after the agent sends a request, user must reboot after a line is resumed), tell the user to perform that step and not end before the agent confirms the resulting state.
  - For policy-dependent actions, instruct the user what reason to state.

'description.purpose' (one short sentence) names what this task tests -- understanding intent, handling confusion, holding policy, etc. NOT "uses tool X" / "executes correct sequence". Set 'relevant\_policies' and 'notes' to null.

## ID and Format Generation

Derive ID formats (prefixes, lengths, alphanumeric patterns, date/phone formats) from the tool spec parameter descriptions, the example task, and explicit policy clues. Dates in 'YYYY-MM-DD' unless the spec/example shows otherwise. Generate realistic first/last names; prefer Israeli names when possible.

## Policy Compliance

When the sequence includes policy-dependent actions: read the policy for the conditions that allow each, choose conditions that can be set up in the DB (user attributes, entity state), and embed the valid reason explicitly in 'reason\_for\_call', 'task\_instructions', or 'known\_info'. Be specific so the user does not invent unaccepted reasons. If the policy forbids the action under all conditions, do NOT generate a task where it is expected to succeed.

Consistency: an entity ID appearing anywhere appears with the same value everywhere. Linked entities (user owns reservation/order/line, customer has bills) are consistent. Temporal/logical ordering holds (start before end, return after outbound, suspension before resume, payment request before payment).

The user's stated intent in 'task\_instructions' MUST match what the expected actions actually do; never create a mismatch.

## Pre-Submission Checklist

1. For each action, identify the user statement/behaviour that requires it at this position.
2. If two adjacent actions could be swapped, revise.
3. IDs are consistent across 'known\_info' and arguments.
4. Policy-dependent actions: required condition is established and a specific reason is in the user's text.
5. User intent matches what the actions do.
6. (Dual-actor only) Each action's 'requestor' matches the tool spec actor; user actions have '{} ' arguments unless the spec defines parameters.

```

7. Argument audit: every argument key exists in the spec; enum values are verbatim.
8. System limits respected; dynamic-pool IDs used verbatim where applicable.
9. ('calculate' only) expressions have spaces around operators.
## Context
- Domain: {domain}
- Policy: {policy}
- Tool Spec: {tool_spec}
- Example task: {example_task}
- Action sequence to realize, with placeholders for arguments: {evaluation_criteria}
## Output (JSON only -- no markdown, no explanation)
For domains where every tool is agent-side, omit 'requestor'. For dual-actor domains, every action
MUST include 'requestor': "assistant" or 'requestor': "user".
{{
  "description": {{
    "purpose": "...",
  }},
  "user_scenario": {{
    "instructions": {{
      "task_instructions": "...",
      "domain": "{domain}",
      "reason_for_call": "...",
      "known_info": "You are [Full Name].\n[Whatever IDs the domain's lookup tools
accept]\n[Any other relevant context]",
    }},
  }},
  "evaluation_criteria": {{
    "actions": [
      {{"action_id": "0", "name": "action_name_1", "arguments": {...complete arguments...}},
      "info": null}},
      {{"action_id": "1", "name": "action_name_2", "arguments": {...complete arguments...}},
      "info": null}}
    ]
  }}
}}
'evaluation_criteria.actions' MUST include COMPLETE arguments for each action. Use the generated
IDs consistently. User actions with no parameters MUST have '"arguments": {}'.
Now create a task that fits the action sequence: {action_sequence}
{error_context}

```

### Box D.3: Prompt for generate\_db\_initialization

You generate a database initialization for a customer-service agent benchmark. Produce a JSON DB that:

- Conforms exactly to the schema below.
- Contains every entity referenced by any action argument.
- Is in a state that lets every expected action succeed.
- Is consistent with the user scenario.

The benchmark spans multiple domains. Reason from the policy and DB schema below, not from prior knowledge.

```

## Context
Task: {task_context}
Action arguments (every referenced entity must exist): {action_arguments}
Policy: {policy}
## DB Schema (source of truth -- match field names, types, enums exactly)
A JSON Schema (Pydantic-derived). Top-level keys are entity collections (usually dict-of-dicts keyed by ID) or single flat objects. Some domains expose two databases (an agent-side / backend DB and a user-side / device DB); when both are present, populate both.
```json
{db_schema}
```

```

How to read it: each '\$defs' entry is an entity type -- use its 'properties' to know fields and types. 'enum' fields require exact verbatim values. Non-nullable fields must have actual values (use '""', '[]', '{}', '0' only where the type allows). Top-level keys of your output must match those implied by the schema; emit '{}'' for any required collection that has no entities for this task.

```

## Critical Rules
1. **Status / state compatibility.** Each entity's status must satisfy the precondition of every action targeting it (e.g. cancellable-class status before a cancel; "Active" before suspend; "Overdue" before a payment request; the OPPOSITE state before a toggle). The INITIAL DB satisfies the precondition of the FIRST action; later transitions are produced by the actions themselves.
2. **Referential integrity.** Every cross-reference resolves: action-argument IDs exist in the right collection (or are runtime-created -- see rule 7); "owns" arrays ('user.reservations', 'user.orders', 'customer.line_ids', 'customer.bill_ids') match the corresponding back-references; nested references ('reservation.user_id', 'bill.customer_id', 'line.plan_id', 'line.device_id', item-variant references) resolve to real entities.
3. **No required field is null.** Use empty containers/strings/zeros only where the type allows them; never 'null' for required non-nullable fields.

```

4. **\*\*Enums are exact.\*\*** Use literal schema values for every status/type/brand/mode/category. Inventing values fails validation.
5. **\*\*Numeric types match the schema.\*\*** Integer-typed fields use whole numbers (and so do prices when the policy implies integer arithmetic); floats only where the schema allows them.
6. **\*\*Economic consistency.\*\*** Bill 'total\_due' (or equivalent) equals the sum of its line items. Payment-history amounts reconcile with item prices plus all applicable policy fees (insurance, non-free baggage, change fees, etc.). Gift-card / certificate balances cover what they pay for; certificates are restricted per the policy. Recompute from first principles -- "what total would a policy-following agent charge?" must match.
7. **\*\*Dynamic entities are NOT in init.\*\*** When a tool mints IDs at runtime from a fixed pool (newly booked reservations, fresh certificates, etc., listed in the policy/spec), do NOT include those entities; the runtime creates them. If a later action references one by ID, that argument MUST use the exact runtime-assigned ID.
8. **\*\*Dual-DB consistency (when both DBs are present).\*\*** User-DB identifiers (e.g. device phone number) match an entity on the agent side. User-DB mirrored flags (line-active, roaming-allowed, data-exceeded) reflect the backend value. The user-DB device state must MATCH the symptom the user reports; if a corrective user action toggles a setting, the initial value must be the OPPOSITE of the toggle target (otherwise the action is a no-op).
9. **\*\*Policy-dependent setup.\*\*** When the policy requires a specific condition (membership tier, insurance flag, contract date, prior history, eligibility window) for an action to succeed, establish that condition on the targeted entity. If the policy lists alternative conditions, pick one and make it hold.
10. **\*\*Realistic free-parameter values.\*\*** When the action sequence has free parameters (default baggage count, insurance flag, payment method choice), pick what an agent would reasonably use given (a) what the user actually says in conversation and (b) policy defaults when the user does not state otherwise. If the task expects a non-default value, the user's instructions must direct the user to state it proactively.

**## Self-Check**  
Before emitting JSON, verify: every required collection is present (use '{}{}' for empties); every action-argument ID exists in the DB OR is runtime-created; every "owns" array matches its back-references; every enum value is verbatim from the schema; every required field is non-null; every initial status satisfies its action's precondition; all totals reconcile; (dual-DB) identifiers and mirrored flags agree across both sides; the device state reflects the reported symptom and corrective user actions are not no-ops.

**## Output**  
JSON only, top-level keys matching the schema. Use '{}{}' for empty required collections.  
'json  
'{' ..generated DB matching the schema... }'  
'{'  
Now generate the database initialization:  
{error\_context}

#### Box D.4: Prompt for task\_coherence\_review

You are a quality reviewer for a customer-service agent benchmark. Find FATAL defects in generated tasks -- issues that make a task IMPOSSIBLE to solve correctly. Not minor style concerns. The benchmark spans multiple domains; reason from the policy below, not from prior knowledge.

Inputs: a generated task (user scenario + evaluation criteria with arguments), the domain policy, and the DB initialization (in domains with a user-side DB, the device/surroundings state too).

Goal: would a competent agent following the policy COULD complete this task? If yes, PASS. Only FAIL if fundamentally broken.

**## CRITICAL vs WARNING**  
Be CONSERVATIVE with CRITICAL. Use it only when no competent agent could get a perfect score.

**\*\*CRITICAL (FAIL):\*\***

- Policy FORBIDS an expected action with no workaround.
- DB state makes an expected action IMPOSSIBLE (entity missing, status wrong, precondition unmet).
- User scenario CONTRADICTS the expected actions (told to ask for X, actions do Y).
- A required prerequisite action is entirely MISSING from the sequence (not just out of order).

**\*\*WARNING (PASS):\*\***

- Action ordering is suboptimal but not impossible (agent can reorder).
- A prerequisite info-gathering step is missing in the SEQUENCE but inferable from context or user reply.
- An optional/auxiliary argument (free-text reason, tracking note) is missing but the agent will collect it naturally.

**\*\*Not an issue -- do NOT flag:\*\*** theoretically reorderable actions (evaluation checks occurrence, not exact position); optional arguments the evaluator does not key on; diagnostic READs in any order relative to each other when independent.

**\*\*Always-CRITICAL classes (apply via the policy's wording):\*\***

- A WRITE that mutates an existing entity with no preceding READ of that entity, when the policy requires verification before mutation.
- A user-actor action whose paired agent-actor prerequisite is entirely missing (e.g. 'make\_payment' with no preceding 'send\_payment\_request' anywhere).
- Any action AFTER a terminal handoff/transfer.
- Identification required by the policy but missing from a sequence whose other actions need it.

**## Checks**

1. **\*\*Status / precondition violations (most common).\*\*** For each WRITE, the targeted entity's initial DB status must satisfy the precondition the policy lists for that action. Generic patterns (consult the policy for THIS domain): cancel/modify-pending requires "pending"-class;

```

return/exchange requires "delivered"-class with one-of per entity; suspend/resume requires
Active/Suspended (and any contract or overdue-bill preconditions); payment-request requires
Overdue with no other bill already Awaiting Payment; toggle/connectivity requires the OPPOSITE
of the toggle target. CRITICAL when the initial status forbids the expected action and the
sequence does nothing earlier to satisfy it.
2. **Dependency-flow violations.** For any "issue + check + apply" chain in the policy, the closing
step (e.g. 'make_payment') appearing WITHOUT the preceding issue step (e.g.
'send_payment_request') anywhere in the sequence is CRITICAL. The intermediate "check" step is
usually optional.
3. **DB state impossibilities.** CRITICAL when: an action references an entity ID that doesn't
exist and isn't runtime-created; a sub-entity (variant item, payment method, line, bill,
address) doesn't exist on the parent; a swap/modify-items targets variants of DIFFERENT
product types when the policy requires same-type swaps; a balance-bearing payment method (gift
card, certificate) is used for an amount it cannot cover under the policy; an entity's owning
back-reference doesn't match its owner.
4. **Device / user-DB contradictions (only when the domain has a user-side DB).** CRITICAL when: a
user-actor toggle expects an initial state that contradicts the user-DB (toggle ON when
already on -- no-op or wrong direction); the user-DB shows a healthy device but the scenario
requires a symptom; a user-actor action requires a precondition the user-DB makes impossible
(toggling Wi-Fi while airplane-mode is on, when the policy forbids); user-DB identifiers
(phone, name) and mirrored flags (line-active, roaming-allowed, data-exceeded) don't match the
agent-side DB.
5. **Scenario-action contradictions.** CRITICAL when: 'known_info' claims one thing, the DB says
the opposite, AND the action depends on it (e.g. user told to claim "business class" but DB
shows "basic economy" and the action is forbidden for basic economy); user instructions demand
something the policy explicitly forbids with no workaround; the user is told to provide info
contradicting the DB in a way the action depends on.
6. **Impossible operations.** CRITICAL when: two writes on the same entity violate
"once-per-entity" rules (two return-style on one entity, modify-then-cancel after modification
locks cancellation); a numeric argument violates a hard policy cap (data refuel beyond cap,
baggage decrease when only increase is allowed); any action appears AFTER terminal handoff; a
modify-payment-method action where the new method equals the original.
## Output (JSON only)
{{
  "verdict": "PASS" or "FAIL",
  "issues": [
    {{
      "action_id": "the action_id with the problem (if applicable)",
      "description": "concise issue description; cite policy rule, action_id, DB entity"
    }}
  ],
  "summary": "one-sentence overall assessment"
}}
## Context
Domain: {domain}
Policy: {policy}
Task: {task_json}
DB Initialization: {db_json}
Now review this task. Only FAIL if it is genuinely unsolvable.

```

### Box D.5: Prompt for adversarial\_strategy

```

You are an adversarial task designer for a customer-service agent benchmark. Analyze the golden
action sequence and DB state, then design a strategy that makes the user actively try to TRICK
the agent into wrong WRITE actions, wrong arguments, or actions the policy FORBIDS. Every
WRITE in the golden sequence should be a potential failure point. Only a careful,
verification-driven, policy-compliant agent should arrive at the correct actions.
The benchmark spans multiple domains. Reason from the policy and tool typing below, not from prior
knowledge.
## Inputs
Golden actions with READ/WRITE labels (CORRECT actions; do NOT change them, only make the path
treacherous): {action_sequence_with_types}
DB state (you cannot modify existing entities; you may request decoy entities -- Phase 2 builds
them): {db_state}
Policy: {policy}
Tool types: {tool_types}
## Pattern Catalog (pick 1-2 per WRITE that fit naturally)
1. **Eligibility pressure.** The user demands a WRITE that policy forbids and pushes back when
refused. The agent must hold firm.
_Airline:_ user demands cancel of a basic-economy reservation booked >24h ago, no insurance ("a
phone agent already approved it"); the golden has no cancel.
_Telecom:_ user demands 'resume_line' on a line whose contract has expired; policy forbids
resume regardless of bill payment.
2. **Argument misdirection.** The user gives WRONG values for a legitimate WRITE's arguments. The
agent must verify against the DB.
_Retail:_ user says "I want the large in midnight blue"; the only midnight-blue variant belongs
to a different product type, violating same-product-type.

```

```

_Airline:_ user inflates passenger count to push 'send_certificate(amount=...)' higher than the
DB supports.
3. **Factual misrepresentation.** The user lies about a fact stored in the DB. The agent verifies
by lookup.
_Airline:_ user claims "Gold member" when DB shows "regular"; the regular tier is ineligible for
the compensation being fished for.
_Telecom:_ user claims "I already paid that bill" when DB still shows it Overdue.
4. **Decoy entity.** A SIMILAR-but-wrong entity exists; the user's description plausibly matches it
more than the golden target, but it has a subtle disqualifier.
_Retail:_ golden cancel targets a 'pending' order; a decoy with the same item exists at status
'delivered'. Disqualifier: the status family.
_Telecom:_ golden 'send_payment_request' targets the Overdue bill; a decoy at status 'Issued'
with a near-identical amount sits beside it.
5. **Conditional escalation.** When refused, the user ratchets up: new arguments, authority claims,
emotional appeals. Tests whether the agent holds firm. Layered example: (1) initial request
with authority claim, (2) insistence after refusal, (3) implicit threat. The user can THREATEN
to escalate but the resolution must NOT actually reach a transfer.
6. **Information withholding.** The user knows critical info but does not volunteer it; the agent
must ask.
_Airline:_ "doesn't remember the reservation number" for two rounds, then "finds it"; payment
card revealed only when asked.
_Telecom:_ user has two lines on the account but says only "my phone"; the agent must ask which
one and confirm by phone number or recent usage.
7. **Forbidden extra WRITE.** The user demands an ADDITIONAL action beyond the golden sequence; the
agent must refuse the extra while still completing the legitimate ones.
_Airline:_ after a legitimate flight modification, user asks to remove a checked bag or a
passenger -- both impossible.
_Retail:_ after a legitimate exchange, user asks for a SECOND exchange on the same order;
once-per-order forbids it.

## Output (JSON only)
{{
  "write_action_traps": [
    {{
      "action_index": <int>,
      "action_name": "<string>",
      "golden_args_summary": "<brief description of correct args>",
      "techniques": [
        {{
          "type": "<eligibility_pressure | argument_misdirection | factual_misrepresentation |
decoy_entity | conditional_escalation | information_withholding | forbidden_extra_write>",
          "description": "<what the user does and why it is adversarial>",
          "resolution": "<how the user eventually yields so the golden action can proceed>"
        }}
      ]
    }}
  ],
  "global_techniques": [
    {{ "type": "<pattern>", "description": "<...>", "resolution": "<...>" }}
  ],
  "conditional_branches": [
    {{
      "condition": "<what the agent says or does>",
      "user_escalation": "<how the user responds>",
      "expected_agent_response": "<what a correct agent does>",
      "then": "<what happens next>"
    }}
  ],
  "decoy_entities_needed": [
    {{ "type": "<entity type from the DB schema>", "reason": "<why needed>", "specs": {{ "<key
details for Phase 2>" }} }}
  ]
}}

## Rules
1. Every WRITE in the golden sequence has at least one technique in 'write_action_traps'.
2. Include at least one 'global_techniques' entry (factual_misrepresentation or
information_withholding work best).
3. Include at least two 'conditional_branches' with REAL forks -- the user behaves differently
depending on the agent's response.
4. Every technique must be RESOLVABLE by a policy-compliant agent. Test: would a correct agent
(verifying every claim against the DB and following policy exactly) complete the golden
actions? If not, the technique is too aggressive. Adversarial pressure should fail WRONG
agents, not all agents.
5. Every resolution is CERTAIN, not conditional on agent behaviour. The user can resist (re-verify,
disbelieve, insist) but must EVENTUALLY accept the correct answer -- never escalate to
supervisor or transfer in the resolution.
6. Scale to length: 3-5 actions -> 2-3 techniques total; 6-10 -> 3-5; 11+ -> 5-7. For long
sequences, focus on the 2-3 most impactful WRITES and front-load adversarial elements early.

```

7. **\*\*Golden argument alignment.\*\*** Techniques NEVER contradict the golden args. The golden args are the FIXED correct answer. Misdirection means the user CLAIMS wrong values but ACCEPTS the golden values when corrected; it does NOT change the golden values.
8. **\*\*No phantom entities.\*\*** Misdirection references entities the DB CAN answer. Use IDs that EXIST (even if they don't have the claimed property -- the agent checks and corrects). Never reference IDs that don't exist; that causes endless searching.
9. 'decoy\_entities\_needed' may be empty ('[]'). Many patterns (lying about membership, withholding info, emotional pressure) need no DB changes.
10. **\*\*Reserved runtime IDs.\*\*** When a tool mints new entity IDs at runtime from a fixed pool (listed in the policy/spec), NEVER use those IDs for decoys; the runtime owns them.
11. Compose patterns naturally: eligibility\_pressure + conditional\_escalation pair; factual\_misrepresentation + argument\_misdirection combine when the user lies about multiple things; decoy\_entity + information\_withholding works when the user gives a vague reference matching the decoy.

### Box D.6: Prompt for adversarial\_scenario

You write an adversarial user scenario for a customer-service agent benchmark. Using the strategy and DB traps below, write a user scenario where the user ACTIVELY tries to trick the agent into wrong WRITE actions, wrong arguments, or actions the policy forbids. Only a careful, verification-driven agent should reach the correct actions.

The strategy is a BINDING PLAN: every technique must appear in your scenario; you may adjust phrasing but cannot drop or soften techniques. The benchmark spans multiple domains; reason from the policy and DB summary, not from prior knowledge. In dual-actor domains you write only the user's CONVERSATIONAL behaviour, not what the user does on their device. Domains scored on exact end-state values (exact amounts, exact target IDs) make argument-level misdirection the primary lever.

```
## Inputs
Adversarial strategy (BINDING): {adversarial_strategy}
DB additions (decoys added to the database): {db_additions}
Golden actions (CORRECT -- do NOT change): {action_sequence}
DB summary: {db_summary}
Policy: {policy}
Original easy version (ANTI-EXAMPLE -- do NOT produce anything like this; cooperative step-by-step
scripts are the OPPOSITE of what we want): {original_instructions}

## Reference Examples (1 per domain)
**Airline -- factual misrepresentation + conditional escalation.** Action sequence:
'get_user_details -> get_reservation_details' (agent finds basic-economy + no insurance,
refuses cancellation).
- reason_for_call: You recently spoke on the phone with a customer support representative who told
you a service agent will be able to cancel your reservation.
- known_info: You are Raj Sanchez. Your user id is raj_sanchez_7340.
- task_instructions: The trip you want cancelled is the Philadelphia to LaGuardia one. If the agent
says it can't be cancelled, mention the phone rep approved it. You don't want to go ahead with
cancellation if you don't get a refund. If the agent holds firm citing policy, accept and end
-- do NOT escalate to a human agent.

**Retail -- decoy order + eligibility pressure on cancel.** Action sequence: 'find_user_id_by_email
-> get_order_details -> get_order_details -> cancel_pending_order(order_id="#W3847261",
reason="no longer needed")'.
- reason_for_call: You want to cancel a recent order with a wireless mouse -- you found a better
deal elsewhere.
- known_info: You are Elena Vance. Your email is elena.v@email.com.
- task_instructions: Two orders contain a mouse -- pending #W3847261 and decoy delivered #W9871234.
When the agent finds both, insist on cancelling the delivered one ("most recent"). If the
agent explains delivered orders cannot be cancelled, demand they check again; after a second
confirmation, "Fine, cancel the other one then." When asked for a cancellation reason, say "I
found it cheaper elsewhere"; only accept "no longer needed" after the agent explains those are
the only allowed values. Do not end before the agent confirms the cancellation.

**Telecom -- bill disambiguation + factual misrepresentation on send_payment_request.** Action
sequence: 'get_customer_by_id -> get_bills_for_customer ->
send_payment_request(customer_id="C4410", bill_id="B8801")'.
- reason_for_call: You need a payment link to settle your overdue bill on your laptop.
- known_info: You are Daniel Okafor. Your customer ID is C4410.
- task_instructions: Two bills are visible -- golden Overdue ($95.40) and decoy Issued ($92.00).
Open by claiming "my overdue bill is about $92"; do NOT volunteer the bill ID. If the agent
sends a request for $92, accept and end -- this is the wrong bill (failing the task is the
point). If instead the agent pulls up both bills, explains only Overdue can be paid via a
request, and identifies $95.40 as Overdue, accept: "Ah, OK, that one then." Do not end until
the agent confirms the payment request was sent.

## Writing Rules
**Solvability (non-negotiable).**
1. For every golden argument, the user either knows it (and reveals it eventually), can discover it
during the conversation (agent looks it up), or has it derivable from the DB.
2. Every technique has a resolution path -- the user accepts corrections when faced with DB
evidence. Resolution is CERTAIN and UNCONDITIONAL: the user can resist for several exchanges
(re-verify, disbelieve, insist), but must EVENTUALLY accept. Persistent, not infinitely
stubborn.
```

```

3. NEVER write a resolution ending in transfer/supervisor escalation. The user can THREATEN to
   escalate, but must back down.
4. Specific facts (dates, DOBs, amounts, phone numbers, IDs the user might know) must be EXACT, not
   vague.
5. For argument misdirection, the user must EXPLICITLY accept the correct value before the agent
   proceeds ("Fine, book economy then" / "OK, that one then" / "1 GB is fine").
6. Conversation pacing: the user waits for the agent to confirm completion of each request before
   moving on or ending; never bundles multiple requests into one message and says goodbye.
   Include in 'task_instructions': "Do not end the conversation until the agent has confirmed all
   your requests are completed."
**Style.**
7. 'reason_for_call': 1-4 sentences. The user's high-level situation. May include adversarial
   framing ("a phone agent told me I'd get a refund"). May introduce a different initial request
   than what ultimately happens.
8. 'known_info': MINIMAL. Name plus 1-2 IDs the user would naturally know (user_id, email, phone,
   customer_id). NEVER include flight numbers, exact prices, item IDs, product IDs,
   line/bill/order IDs, or system-internal payment IDs. Users refer naturally ("my Visa ending in
   7788", "my order with the headphones", "my main line").
9. 'task_instructions': 4-10 lines. Behavioural directives, NOT scripts. Must include every
   technique from the strategy, conditional branches as IF-THEN directives, resolution paths,
   exact specific facts matching golden args, and personality/emotional framing if applicable.
**Anti-patterns (forbidden).** Numbered step lists; narrating conversation flow ("After the agent
   confirms, ask about ..."); cooperative behaviour ("provide any information immediately"); fake
   conditionals where both branches lead to the same action; internal IDs in 'known_info'.
**Conditional branching.** Every conditional has a REAL fork -- the user behaves differently based
   on what the agent says. Branches must be ADVERSARIAL (test policy firmness, fact verification,
   argument-level correctness). GOOD: "IF agent says cancellation is not possible, claim phone
   support approved it." BAD: "IF agent asks for your reservation ID, provide it" (just answering
   a question).
## Output (JSON only)
{{
  "reason_for_call": "...",
  "known_info": "...",
  "task_instructions": "..."
}}

```

## NeurIPS Paper Checklist

### 1. Claims

Question: Do the main claims made in the abstract and introduction accurately reflect the paper's contributions and scope?

Answer: [\[Yes\]](#)

Justification: The abstract and introduction state three contributions: (i) formalizing the required desiderata for tool-using-agent benchmarks, (ii) a tool-sequence-first pipeline (TASTE) that targets each of those criteria, and (iii) an instantiation on three  $\tau$ -Bench domains. The desiderata are formalized in Section 2.1, the pipeline in Section 3, and the quantitative criteria results are reported in Section 5 and Table 1.

Guidelines:

- The answer [\[N/A\]](#) means that the abstract and introduction do not include the claims made in the paper.
- The abstract and/or introduction should clearly state the claims made, including the contributions made in the paper and important assumptions and limitations. A [\[No\]](#) or [\[N/A\]](#) answer to this question will not be perceived well by the reviewers.
- The claims made should match theoretical and experimental results, and reflect how much the results can be expected to generalize to other settings.
- It is fine to include aspirational goals as motivation as long as it is clear that these goals are not attained by the paper.

### 2. Limitations

Question: Does the paper discuss the limitations of the work performed by the authors?

Answer: [\[Yes\]](#)

Justification: We discussed the limitations of the work in the Method section (Section 3) as well as in the Results section (Section 5).

Guidelines:

- The answer [N/A] means that the paper has no limitation while the answer [No] means that the paper has limitations, but those are not discussed in the paper.
- The authors are encouraged to create a separate “Limitations” section in their paper.
- The paper should point out any strong assumptions and how robust the results are to violations of these assumptions (e.g., independence assumptions, noiseless settings, model well-specification, asymptotic approximations only holding locally). The authors should reflect on how these assumptions might be violated in practice and what the implications would be.
- The authors should reflect on the scope of the claims made, e.g., if the approach was only tested on a few datasets or with a few runs. In general, empirical results often depend on implicit assumptions, which should be articulated.
- The authors should reflect on the factors that influence the performance of the approach. For example, a facial recognition algorithm may perform poorly when image resolution is low or images are taken in low lighting. Or a speech-to-text system might not be used reliably to provide closed captions for online lectures because it fails to handle technical jargon.
- The authors should discuss the computational efficiency of the proposed algorithms and how they scale with dataset size.
- If applicable, the authors should discuss possible limitations of their approach to address problems of privacy and fairness.
- While the authors might fear that complete honesty about limitations might be used by reviewers as grounds for rejection, a worse outcome might be that reviewers discover limitations that aren’t acknowledged in the paper. The authors should use their best judgment and recognize that individual actions in favor of transparency play an important role in developing norms that preserve the integrity of the community. Reviewers will be specifically instructed to not penalize honesty concerning limitations.

### 3. Theory assumptions and proofs

Question: For each theoretical result, does the paper provide the full set of assumptions and a complete (and correct) proof?

Answer: [N/A]

Justification: The paper does not include theoretical results (theorems, lemmas, or formal proofs); the Adaptive Contrastive  $n$ -gram model in Section 3.1 is a methodological construction validated empirically rather than a theoretical claim.

Guidelines:

- The answer [N/A] means that the paper does not include theoretical results.
- All the theorems, formulas, and proofs in the paper should be numbered and cross-referenced.
- All assumptions should be clearly stated or referenced in the statement of any theorems.
- The proofs can either appear in the main paper or the supplemental material, but if they appear in the supplemental material, the authors are encouraged to provide a short proof sketch to provide intuition.
- Inversely, any informal proof provided in the core of the paper should be complemented by formal proofs provided in appendix or supplemental material.
- Theorems and Lemmas that the proof relies upon should be properly referenced.

### 4. Experimental result reproducibility

Question: Does the paper fully disclose all the information needed to reproduce the main experimental results of the paper to the extent that it affects the main claims and/or conclusions of the paper (regardless of whether the code and data are provided or not)?

Answer: [Yes]

Justification: Section 3 fully specifies the pipeline (sampling, clustering, generation, evolution); Appendix B provides the implementation details and full hyperparameter settings; and Appendix D contains the exact LLM prompts used at every pipeline stage. Section 4 lists the evaluated agent/user model pairs, the  $\tau$ -Bench harness configuration, and per-domain task counts.

Guidelines:

- The answer [N/A] means that the paper does not include experiments.
- If the paper includes experiments, a [No] answer to this question will not be perceived well by the reviewers: Making the paper reproducible is important, regardless of whether the code and data are provided or not.
- If the contribution is a dataset and/or model, the authors should describe the steps taken to make their results reproducible or verifiable.
- Depending on the contribution, reproducibility can be accomplished in various ways. For example, if the contribution is a novel architecture, describing the architecture fully might suffice, or if the contribution is a specific model and empirical evaluation, it may be necessary to either make it possible for others to replicate the model with the same dataset, or provide access to the model. In general, releasing code and data is often one good way to accomplish this, but reproducibility can also be provided via detailed instructions for how to replicate the results, access to a hosted model (e.g., in the case of a large language model), releasing of a model checkpoint, or other means that are appropriate to the research performed.
- While NeurIPS does not require releasing code, the conference does require all submissions to provide some reasonable avenue for reproducibility, which may depend on the nature of the contribution. For example
  - (a) If the contribution is primarily a new algorithm, the paper should make it clear how to reproduce that algorithm.
  - (b) If the contribution is primarily a new model architecture, the paper should describe the architecture clearly and fully.
  - (c) If the contribution is a new model (e.g., a large language model), then there should either be a way to access this model for reproducing the results or a way to reproduce the model (e.g., with an open-source dataset or instructions for how to construct the dataset).
  - (d) We recognize that reproducibility may be tricky in some cases, in which case authors are welcome to describe the particular way they provide for reproducibility. In the case of closed-source models, it may be that access to the model is limited in some way (e.g., to registered users), but it should be possible for other researchers to have some path to reproducing or verifying the results.

**5. Open access to data and code**

Question: Does the paper provide open access to the data and code, with sufficient instructions to faithfully reproduce the main experimental results, as described in supplemental material?

Answer: [Yes]

Justification: The pipeline implementation and the generated  $\tau^*$ -Bench task sets for all three domains are provided as anonymized supplementary material accompanying this submission, together with instructions to reproduce the main experimental results. Section 3 describes the pipeline, Appendix B reports the full hyperparameter settings, and Appendix D contains the exact LLM prompts used at every stage. A link to the anonymized github repository is also attached (see abstract).

Guidelines:

- The answer [N/A] means that paper does not include experiments requiring code.
- Please see the NeurIPS code and data submission guidelines (<https://neurips.cc/public/guides/CodeSubmissionPolicy>) for more details.
- While we encourage the release of code and data, we understand that this might not be possible, so [No] is an acceptable answer. Papers cannot be rejected simply for not including code, unless this is central to the contribution (e.g., for a new open-source benchmark).
- The instructions should contain the exact command and environment needed to run to reproduce the results. See the NeurIPS code and data submission guidelines (<https://neurips.cc/public/guides/CodeSubmissionPolicy>) for more details.

- The authors should provide instructions on data access and preparation, including how to access the raw data, preprocessed data, intermediate data, and generated data, etc.
- The authors should provide scripts to reproduce all experimental results for the new proposed method and baselines. If only a subset of experiments are reproducible, they should state which ones are omitted from the script and why.
- At submission time, to preserve anonymity, the authors should release anonymized versions (if applicable).
- Providing as much information as possible in supplemental material (appended to the paper) is recommended, but including URLs to data and code is permitted.

## 6. Experimental setting/details

Question: Does the paper specify all the training and test details (e.g., data splits, hyperparameters, how they were chosen, type of optimizer) necessary to understand the results?

Answer: [Yes]

Justification: Section 3 states the key hyperparameters ; Appendix B reports the full hyperparameter settings for every pipeline stage and Appendix D contains the LLM prompts. Section 4 specifies the evaluated agent/user model pairs, the  $\tau$ -Bench harness configuration (defaults), the per-domain task counts (50/114/114) and costs, and the reward signal used for each domain.

Guidelines:

- The answer [N/A] means that the paper does not include experiments.
- The experimental setting should be presented in the core of the paper to a level of detail that is necessary to appreciate the results and make sense of them.
- The full details can be provided either with the code, in appendix, or as supplemental material.

## 7. Experiment statistical significance

Question: Does the paper report error bars suitably and correctly defined or other appropriate information about the statistical significance of the experiments?

Answer: [No]

Justification: Table 1 reports point estimates of  $\text{pass}^1$  and (for airline)  $\text{pass}^3$  without explicit error bars or confidence intervals. The  $\text{pass}^k$  metric, which requires success on all  $k$  independent trials, captures across-trial variability for a given agent/user pair. We did not run additional seeds per task pair due to API-cost constraints (Section 4).

Guidelines:

- The answer [N/A] means that the paper does not include experiments.
- The authors should answer [Yes] if the results are accompanied by error bars, confidence intervals, or statistical significance tests, at least for the experiments that support the main claims of the paper.
- The factors of variability that the error bars are capturing should be clearly stated (for example, train/test split, initialization, random drawing of some parameter, or overall run with given experimental conditions).
- The method for calculating the error bars should be explained (closed form formula, call to a library function, bootstrap, etc.)
- The assumptions made should be given (e.g., Normally distributed errors).
- It should be clear whether the error bar is the standard deviation or the standard error of the mean.
- It is OK to report 1-sigma error bars, but one should state it. The authors should preferably report a 2-sigma error bar than state that they have a 96% CI, if the hypothesis of Normality of errors is not verified.
- For asymmetric distributions, the authors should be careful not to show in tables or figures symmetric error bars that would yield results that are out of range (e.g., negative error rates).
- If error bars are reported in tables or plots, the authors should explain in the text how they were calculated and reference the corresponding figures or tables in the text.

## 8. Experiments compute resources

Question: For each experiment, does the paper provide sufficient information on the computer resources (type of compute workers, memory, time of execution) needed to reproduce the experiments?

Answer: [Yes]

Justification: All experiments are run through external LLM APIs (no local GPU training), so the relevant resource is API cost. Section 4 reports per-stage cost estimates for benchmark creation (per domain, per generator model) and per-task evaluation costs for each evaluated model, together with totals across the 50/114/114 task sets, and notes additional ablation runs not reported in the main results.

Guidelines:

- The answer [N/A] means that the paper does not include experiments.
- The paper should indicate the type of compute workers CPU or GPU, internal cluster, or cloud provider, including relevant memory and storage.
- The paper should provide the amount of compute required for each of the individual experimental runs as well as estimate the total compute.
- The paper should disclose whether the full research project required more compute than the experiments reported in the paper (e.g., preliminary or failed experiments that didn't make it into the paper).

## 9. Code of ethics

Question: Does the research conducted in the paper conform, in every respect, with the NeurIPS Code of Ethics <https://neurips.cc/public/EthicsGuidelines>?

Answer: [Yes]

Justification: We have reviewed the NeurIPS Code of Ethics and the research conforms with it. The paper involves no human subjects, no personally identifiable or scraped data, and no prohibited application areas; all data is synthetically generated within the public  $\tau$ -Bench customer-service domains, and submission anonymity is preserved.

Guidelines:

- The answer [N/A] means that the authors have not reviewed the NeurIPS Code of Ethics.
- If the authors answer [No], they should explain the special circumstances that require a deviation from the Code of Ethics.
- The authors should make sure to preserve anonymity (e.g., if there is a special consideration due to laws or regulations in their jurisdiction).

## 10. Broader impacts

Question: Does the paper discuss both potential positive societal impacts and negative societal impacts of the work performed?

Answer: [N/A]

Justification: This paper contributes evaluation methodology and a derived benchmark, not a deployed model or capability-increasing system. Better benchmarks generally promote more reliable and trustworthy tool-using agents (positive impact); any path to negative downstream applications is indirect and generic, no different from typical evaluation work, and we therefore do not include a dedicated broader-impacts discussion.

Guidelines:

- The answer [N/A] means that there is no societal impact of the work performed.
- If the authors answer [N/A] or [No], they should explain why their work has no societal impact or why the paper does not address societal impact.
- Examples of negative societal impacts include potential malicious or unintended uses (e.g., disinformation, generating fake profiles, surveillance), fairness considerations (e.g., deployment of technologies that could make decisions that unfairly impact specific groups), privacy considerations, and security considerations.

- The conference expects that many papers will be foundational research and not tied to particular applications, let alone deployments. However, if there is a direct path to any negative applications, the authors should point it out. For example, it is legitimate to point out that an improvement in the quality of generative models could be used to generate Deepfakes for disinformation. On the other hand, it is not needed to point out that a generic algorithm for optimizing neural networks could enable people to train models that generate Deepfakes faster.
- The authors should consider possible harms that could arise when the technology is being used as intended and functioning correctly, harms that could arise when the technology is being used as intended but gives incorrect results, and harms following from (intentional or unintentional) misuse of the technology.
- If there are negative societal impacts, the authors could also discuss possible mitigation strategies (e.g., gated release of models, providing defenses in addition to attacks, mechanisms for monitoring misuse, mechanisms to monitor how a system learns from feedback over time, improving the efficiency and accessibility of ML).

## 11. Safeguards

Question: Does the paper describe safeguards that have been put in place for responsible release of data or models that have a high risk for misuse (e.g., pre-trained language models, image generators, or scraped datasets)?

Answer: [N/A]

Justification: The paper releases only synthetic benchmark tasks built within the existing public  $\tau$ -Bench customer-service domains; no pre-trained models, scraped data, or other high-misuse-risk assets are released, so no safeguards are required.

Guidelines:

- The answer [N/A] means that the paper poses no such risks.
- Released models that have a high risk for misuse or dual-use should be released with necessary safeguards to allow for controlled use of the model, for example by requiring that users adhere to usage guidelines or restrictions to access the model or implementing safety filters.
- Datasets that have been scraped from the Internet could pose safety risks. The authors should describe how they avoided releasing unsafe images.
- We recognize that providing effective safeguards is challenging, and many papers do not require this, but we encourage authors to take this into account and make a best faith effort.

## 12. Licenses for existing assets

Question: Are the creators or original owners of assets (e.g., code, data, models), used in the paper, properly credited and are the license and terms of use explicitly mentioned and properly respected?

Answer: [Yes]

Justification: All existing assets are cited at first use:  $\tau$ -Bench [8],  $\tau^2$ -Bench [9], and  $\tau$ -Bench Verified [10] are released by their authors under the MIT License and we use them within its terms; the evaluated LLMs (Gemini-2.5-flash, Gemini-3-flash, Gemini-3-pro, GPT-5.2, Claude-Sonnet-4.6, DeepSeek-3.1, Qwen-32B) are accessed through their providers' public APIs under each provider's terms of service.

Guidelines:

- The answer [N/A] means that the paper does not use existing assets.
- The authors should cite the original paper that produced the code package or dataset.
- The authors should state which version of the asset is used and, if possible, include a URL.
- The name of the license (e.g., CC-BY 4.0) should be included for each asset.
- For scraped data from a particular source (e.g., website), the copyright and terms of service of that source should be provided.

- If assets are released, the license, copyright information, and terms of use in the package should be provided. For popular datasets, [paperswithcode.com/datasets](https://paperswithcode.com/datasets) has curated licenses for some datasets. Their licensing guide can help determine the license of a dataset.
- For existing datasets that are re-packaged, both the original license and the license of the derived asset (if it has changed) should be provided.
- If this information is not available online, the authors are encouraged to reach out to the asset’s creators.

### 13. **New assets**

Question: Are new assets introduced in the paper well documented and is the documentation provided alongside the assets?

Answer: [Yes]

Justification: The generated  $\tau^*$ -Bench task sets and the pipeline implementation are released as anonymized supplementary material accompanying this submission, together with documentation.

Guidelines:

- The answer [N/A] means that the paper does not release new assets.
- Researchers should communicate the details of the dataset/code/model as part of their submissions via structured templates. This includes details about training, license, limitations, etc.
- The paper should discuss whether and how consent was obtained from people whose asset is used.
- At submission time, remember to anonymize your assets (if applicable). You can either create an anonymized URL or include an anonymized zip file.

### 14. **Crowdsourcing and research with human subjects**

Question: For crowdsourcing experiments and research with human subjects, does the paper include the full text of instructions given to participants and screenshots, if applicable, as well as details about compensation (if any)?

Answer: [N/A]

Justification: The paper does not involve crowdsourcing or research with human subjects; all task generation and validation is performed by LLMs and rule-based checks, and the only manual step is internal inspection by the authors of the 15 tasks on which no evaluated agent-user pair succeeded.

Guidelines:

- The answer [N/A] means that the paper does not involve crowdsourcing nor research with human subjects.
- Including this information in the supplemental material is fine, but if the main contribution of the paper involves human subjects, then as much detail as possible should be included in the main paper.
- According to the NeurIPS Code of Ethics, workers involved in data collection, curation, or other labor should be paid at least the minimum wage in the country of the data collector.

### 15. **Institutional review board (IRB) approvals or equivalent for research with human subjects**

Question: Does the paper describe potential risks incurred by study participants, whether such risks were disclosed to the subjects, and whether Institutional Review Board (IRB) approvals (or an equivalent approval/review based on the requirements of your country or institution) were obtained?

Answer: [N/A]

Justification: The paper does not involve crowdsourcing or research with human subjects, so IRB approval is not applicable.

Guidelines:

- The answer [N/A] means that the paper does not involve crowdsourcing nor research with human subjects.
- Depending on the country in which research is conducted, IRB approval (or equivalent) may be required for any human subjects research. If you obtained IRB approval, you should clearly state this in the paper.
- We recognize that the procedures for this may vary significantly between institutions and locations, and we expect authors to adhere to the NeurIPS Code of Ethics and the guidelines for their institution.
- For initial submissions, do not include any information that would break anonymity (if applicable), such as the institution conducting the review.

#### 16. Declaration of LLM usage

Question: Does the paper describe the usage of LLMs if it is an important, original, or non-standard component of the core methods in this research? Note that if the LLM is used only for writing, editing, or formatting purposes and does *not* impact the core methodology, scientific rigor, or originality of the research, declaration is not required.

Answer: [Yes]

Justification: LLMs are core components of the proposed method (TASTE): they serve as plausibility judges during  $n$ -gram training and clustering validation, as generators of scenarios, databases, and user instructions, as the hint-assisted verifier agent, and as the strategy/perturbation/scenario-rewriting modules in adversarial evolution. The specific models used at each stage are listed in Section 4, and the exact prompts are provided in Appendix D.

Guidelines:

- The answer [N/A] means that the core method development in this research does not involve LLMs as any important, original, or non-standard components.
- Please refer to our LLM policy in the NeurIPS handbook for what should or should not be described.