

TOWARD SEMANTIC-AGNOSTIC AND SHAPE-AWARE VISION-LANGUAGE SEGMENTATION MODELS

Corentin Seutin^{1,2} Mohamed Amine Ettaki¹ Michaël Clément¹ Pierrick Coupé¹ Rémi Giraud²

¹Univ. Bordeaux, CNRS, Bordeaux INP, LaBRI, UMR 5800, France

²Univ. Bordeaux, CNRS, Bordeaux INP, IMS, UMR 5218, France

ABSTRACT

Vision–language segmentation models have recently achieved strong performance by leveraging high-level semantic object categories expressed in natural language. However, this semantic dependence limits their ability to reason about intrinsic visual properties such as shape, geometry, or texture, which are essential in many real-world applications. In this work, we introduce Semantic-Agnostic aNd Shape-Aware (SANSA) segmentation, a new paradigm that requires segmentation models to operate solely from non-semantic textual descriptions. To this end, we propose two strategies to generate SANSA segmentation prompts based on either dictionary constraints or example guidance, both generating semantic-agnostic textual descriptions. These prompts are then used to finetune segmentation models under semantic-agnostic supervision. Experiments show that finetuning on SANSA prompts yields up to a 20% mIoU improvement on this new segmentation task, compared to pretrained state-of-the-art models, while maintaining strong performance on standard semantic prompts. These results highlight the importance of low- and mid-level visual reasoning for improving the generalization and controllability of vision–language segmentation models. Code and datasets are available here: github.com/CorentinSeutin/SANSA-ICIP-2026.

Index Terms— Vision-Language Models, Semantic-Agnostic Segmentation, Image Captioning.

1. INTRODUCTION

Image segmentation has seen major advances with the advent of deep learning, first driven by convolutional neural networks and later by Transformer-based [1] architectures such as Vision Transformers (ViTs) [2], which demonstrated a high efficiency in extracting rich visual representations. More recently, the emergence of foundation models such as Segment Anything Model (SAM) [3] marked a turning point: trained on massive datasets, these models offer robust generalization and enable segmentation guided by interactive prompts, paving the way for more flexible uses.

In parallel, the emergence of large language models (LLMs) has transformed the way we interact with such systems, thanks to their ability to reason and interpret complex




Fig. 1. Semantic-Agnostic aNd Shape-Aware (SANSA) segmentation example. Comparison between (a) LISA [9], and (b) our proposed finetuned SANSA model (EXSP). Prompt: “Segment the red octagonal object”.

instructions in natural language. Their extension to the visual domain has led to Vision-Language Models (VLMs) [4, 5, 6, 7, 8], which combine image encoders, producing LLM-compatible tokens, pretrained LLMs, and token decoders to jointly analyze text and images.

This paradigm has recently been applied to segmentation in approaches such as GSVA [6], LISA [9], or SegLLM [10], where the task essentially consists of following a textual instruction usually based on an object category. These new segmentation assistants rely on complex multimodal architectures, but offer great flexibility to respond to a variety of queries. Nevertheless, these models are still trained and validated on semantically annotated datasets such as COCO [11] or LVIS [12], where masks correspond to high-level object classes. Therefore, they primarily learn to align text with semantic categories, rather than to reason about lower-level intrinsic properties of the images, such as shape, color, texture, or geometric structure. This semantic framework limits the ability of such models, which can struggle to handle even simple non-semantic queries. As shown in Fig. 1(a), the state-of-the-art LISA model [9] fails to segment the stop traffic sign when it is described by shape and color.

Hence, VLMs may show limited generalization in non-semantic segmentation tasks. While shape information has been shown to improve generalization in CNN models [13], the role of non-semantic cues in VLMs remains largely unexplored. Moreover, many applications require precise control over segmentations to satisfy properties such as the number of connected components or anatomical constraints [14].

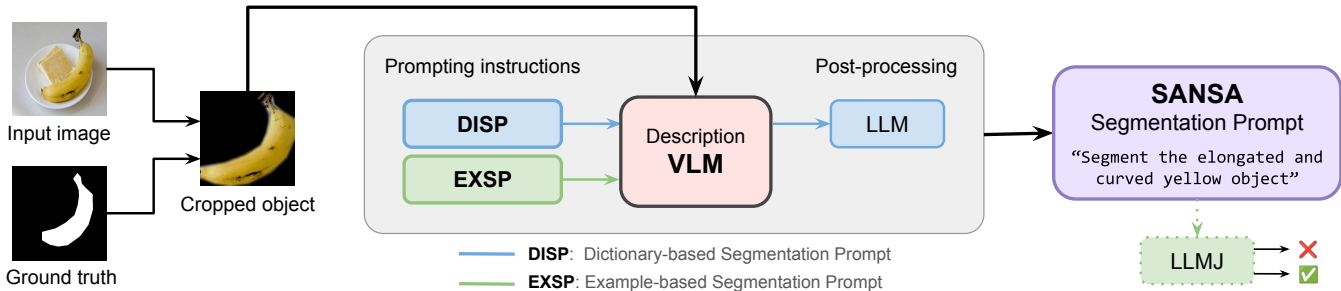


Fig. 2. Semantic-agnostic and shape-aware (SANSa) segmentation prompt generation pipeline. An object is cropped using its mask and fed to a description VLM. A semantic-agnostic object description is generated with either DISP or EXSP strategy. DISP descriptions are strictly constrained to a semantic-agnostic predefined vocabulary and are just reformulated with LLM post-processing, while EXSP descriptions may contain semantic words that can be filtered by a LLM-as-a-judge (LLMJ).

Contributions

In this work, we introduce a new segmentation paradigm, Semantic-Agnostic and Shape-Aware (SANSa) segmentation, which aims to segment objects solely based on their appearance, including shape, color, texture, and spatial properties, as described in text queries. This paradigm enables a flexible and generalizable form of segmentation that does not rely on predefined object categories, subcategories, or any other high-level semantic information.

Consequently, existing vision–language models (VLMs) need to be adapted to tackle the SANSa task. However, to the best of our knowledge, there exists no prompt set specifically designed to provide semantic-agnostic descriptions. While manual prompt design is possible, it does not scale to large datasets, making automatic generation with VLMs a natural alternative. We therefore propose two strategies using a description VLM for constructing prompts suitable for SANSa segmentation: dictionary-based segmentation prompts (DISP) and example-based segmentation prompts (EXSP). We then finetune a state-of-the-art segmentation VLM (LISA [9]) on our SANSa prompts and demonstrate improved segmentation accuracy performance over pretrained models (see Fig 1(b)).

In summary, our contributions are as follows:

- We introduce SANSa segmentation, requiring models to segment objects based solely on their visual properties, without using any semantic information.
- We propose two strategies to generate SANSa segmentation prompts containing only semantic-agnostic visual properties.
- We leverage these prompts to finetune a state-of-the-art VLM and demonstrate substantial improvements over pretrained models, highlighting enhanced generalization in semantic-agnostic segmentation.

2. SHAPE-AWARE AND SEMANTIC-AGNOSTIC SEGMENTATION

In this section, we describe our proposed Semantic-Agnostic and Shape-Aware (SANSa) segmentation paradigm with VLMs. Our methodology consists of two main stages. First, we introduce a pipeline for generating semantic-agnostic object descriptions using a first VLM in a constrained image captioning setting. These descriptions, referred to as SANSa segmentation prompts, should contain only perceptual features such as shape, color, texture, and spatial properties, without including any semantic information. Second, these prompts are used to finetune a second VLM in a text-based object segmentation setting, enabling it to segment objects guided solely by perceptual features.

2.1. SANSa Segmentation Prompts

The goal of this first stage is to automate the generation of semantic-agnostic object segmentation prompts. To this end, we rely on a first description VLM (InternVL 2.5 [15]), where the model is provided with an image crop of the target object and instructed to describe it. This task is inherently challenging, as image captioning VLMs exhibit strong biases toward producing semantic or category-level information, even when explicitly instructed to avoid it (see supp. mat.). To mitigate this issue, we introduce two complementary strategies designed to either constrain or guide the generation process toward semantic-agnostic descriptions. An overview of this SANSa segmentation prompts generation pipeline is shown in Fig. 2. Finally, note that we consider as *semantic* all words that contain any high-level information about an object class or its subparts, that can be used for semantic learning.

Object Cropping. In our pipeline, each target object is cropped directly using its binary mask, producing an image that contains only the object. This masked object is then provided as input to the description VLM along with a prompt instructing it to generate a semantic-agnostic description of the object (see strategies presented hereafter). This step



Fig. 3. LLM post-processing reformulates DISP object descriptions using an external LLM, producing more fluent and natural segmentation prompts while strictly preserving the original semantic-agnostic and perceptual information.

is necessary because when the full image (or the object’s bounding box) is provided, the description VLM tends to incorporate semantic information from the surrounding context into its description, even when explicitly instructed to avoid semantic cues (see supp. mat.). Cropping the object with its mask restricts the visual context, reducing the likelihood of unintended semantic references in the generated descriptions.

DISP: Dictionary-based Segmentation Prompts. The idea of this first strategy is to constrain the VLM’s output by forcing it to generate tokens exclusively from a predefined dictionary, thereby completely preventing the use of semantic words. The allowed words include various semantic-agnostic attributes such as colors, textures, shapes, patterns, lighting, and connector words. Hence, we use a relatively simple instruction to ask the VLM to generate a textual description (see dictionary and prompt instructions in supp. mat.).

We further refine the DISP descriptions using an external LLM (Mistral 7B [16]). This LLM is asked to reformulate each dictionary-constrained description into a more natural segmentation prompt, without adding any new information, while strictly preserving the semantic-agnostic and perceptual constraints of the original description. This post-processing step produces prompts that are more fluent and readable, with higher resemblance to what a human annotator might write. Fig. 3 illustrates this LLM post-processing.

EXSP: Example-based Segmentation Prompts. This second strategy relies on providing the description VLM with a set of positive and negative examples to guide it in generating semantic-agnostic object descriptions. Contrary to the first strategy limited by a dictionary, the idea behind this approach is to teach the model what types of descriptions are acceptable (positive examples without semantic) and what should be avoided (negative examples containing semantic words), without explicitly constraining the vocabulary. This strategy may allow for greater variability and naturalness in the generated descriptions, producing outputs that are closer to human-written prompts. Yet, the instruction prompt, given examples and used VLM must be chosen cautiously. Otherwise the generated description is very likely to contain semantic information due to the biases of VLMs toward producing semantic information (see supp. mat.).

LLMJ filtering for EXSP. To prevent the unintended inclusion of semantic information in the unconstrained EXSP strategy, we optionally apply a LLM-as-a-judge (LLMJ) filter-

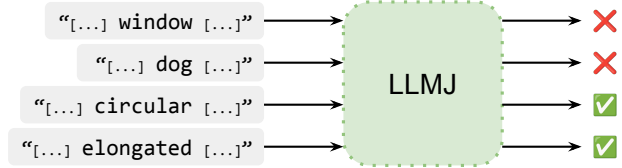


Fig. 4. LLMJ analyzes EXSP object descriptions and filters out the ones containing semantic. Note that the LLM is not provided a list of allowed words.

ing step. In this approach, the description VLM (InternVL 2.5 [15]) is tasked with classifying each EXSP description as either semantic or semantic-agnostic. Note that only text is used, without the corresponding image. Descriptions identified as containing semantic are then removed from the dataset (see Fig. 4). The prompt used for LLMJ is given in supp. mat. and the robustness of this filtering is analyzed in Sec. 3.

2.2. Training for SANSa segmentation

As illustrated in Fig. 5, we use our processed SANSa prompts and their associated images to finetune a segmentation VLM.

VLM Finetuning. We use LISA 7B [9] as the pretrained segmentation VLM, as it can process long textual prompts to segment images. Indeed, the SANSa paradigm requires significantly longer segmentation prompts, since explicit semantic labels such as classes or categories are not allowed. This makes many other segmentation models, including SAM [3] or LAVT [5], unsuitable for our task.

Following LISA training, we employ LoRA [17], a lightweight adapter for finetuning large models. Specifically, we use LoRA to finetune LLaVA [18], the multimodal model responsible for generating the segmentation token in LISA given an image-prompt pair. We also train the vision decoder, which takes this token and produces the final segmentation. We finetune the segmentation model on the proposed DISP and EXSP segmentation prompts sets, enabling the model to segment the target object in an image based on its corresponding SANSa segmentation prompt.

While the EXSP strategy may occasionally include semantic words, this has little impact on finetuning as most prompts remain semantic agnostic, and the presence of some semantic cues may help the VLM retain its semantic segmentation capabilities. Accordingly, we apply LLMJ filtering only at test time to more accurately evaluate semantic-agnostic segmentation performance.

Segmentation loss. We use the same segmentation loss as LISA [9], which is a weighted combination of pixelwise binary cross entropy (BCE) loss and Dice loss:

$$\mathcal{L} = \lambda_1 \text{BCE}(\hat{Y}, Y) + \lambda_2 \text{Dice}(\hat{Y}, Y), \quad (1)$$

with $\lambda_1 = 0.25$ and $\lambda_2 = 1$, and \hat{Y} the set of pixels predicted as object and Y the corresponding ground truth.

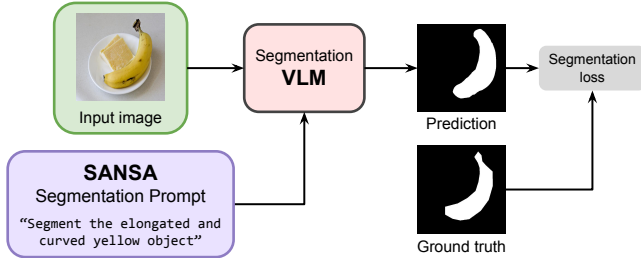


Fig. 5. SANSa segmentation training pipeline. SANSa prompts and input images are given to a segmentation VLM. The segmentation loss is computed on the prediction and the ground truth.

3. EXPERIMENTS

3.1. Experimental Setting

Datasets. To finetune models for the SANSa segmentation task, we use a subset of COCO comprising 10k images across the 80 categories (125 images per category). This dataset is split into 8k images for training and 2k images for validation. For test, we use a subset of the COCO val dataset, comprising 2k images (25 images per category). We compute the SANSa segmentation prompts (both DISP and EXSP strategies) for all images of this dataset. In addition, we introduce a Human Prompt (HP) dataset, consisting of 160 images sampled from our test set (2 images per category). For these images, we manually produced realistic semantic-agnostic segmentation prompts to evaluate the generalization capacity of SANSa models in real-world scenarios with human prompts.

Training Details. We train on one NVIDIA RTX 6000 Ada GPU with 48 GB of VRAM, using a batch size of 2 and a learning rate of 0.0001. Finetuning usually completes in 15 to 25 epochs with early stopping set to a patience of 5, requiring roughly 15 to 25 hours.

Evaluation Metric. We evaluate the quality of segmentation with standard mean Intersection-over-Union (mIoU), computed as the average per-sample IoU:

$$\text{mIoU} = \frac{1}{N} \sum_{n=1}^N \frac{|\hat{Y}_n \cap Y_n|}{|\hat{Y}_n \cup Y_n|}, \quad (2)$$

where N is the total number of images, \hat{Y}_n is the set of pixels predicted for object n and Y_n is the corresponding ground truth.

Comparative Methods. We evaluate our SANSa segmentation models against several recent segmentation VLMs. LISA 7B [9] serves as our main baseline, as it is the model we finetune from. We also consider GSVA 7B [6] and PolyFormer [19]. Note that other image-text segmentation models such as SAM [3] or LAVT [5] are not included because their

Table 1. Quantitative comparison (mIoU (%)) of state-of-the-art pretrained segmentation VLMs and our SANSa finetuned models (8k training - 2k test data). We report evaluation on all corresponding test sets and EXSP test set filtered by LLMJ, *i.e.*, more likely to respect SANSa constraints. The models are also evaluated on high quality Human Prompts (HP).

	Test sets (number of images)						
	DISP w/o LLM (2k)	DISP (2k)	EXSP (2k)	EXSP+LLMJ (1.5k)	Average (7.5k)	HP (160)	
Pretrained	GSVA [6]	15.61	15.28	24.68	15.61	17.80	25.35
	PolyFormer [19]	21.32	22.39	26.00	25.49	23.80	25.20
	LISA [9]	17.98	19.80	27.72	26.41	22.98	25.48
Finetuned	DISP w/o LLM	38.08	32.13	34.39	35.78	35.10	37.68
	DISP	36.79	36.76	36.42	<u>37.47</u>	<u>36.86</u>	39.47
	EXSP	<u>37.77</u>	<u>34.06</u>	39.39	38.63	37.46	42.98

text input is restricted to a limited number of tokens, preventing them from efficiently processing full SANSa prompts.

3.2. Experimental Results

Segmentation Accuracy. Quantitative SANSa segmentation results are shown in Table 1. We evaluate both pretrained VLMs (GSVA, PolyFormer, and LISA) and models finetuned on our SANSa prompts (DISP w/o LLM, DISP, and EXSP). The evaluation is conducted across multiple test sets: DISP w/o LLM, DISP, EXSP, EXSP+LLMJ, the combined average, and the Human Prompt (HP) set. Note that the EXSP+LLMJ test set contains less images, as around 25% were filtered by LLMJ.

All models finetuned on SANSa prompts consistently and significantly outperform the pretrained models across all test sets. For finetuned models, the highest performance is generally observed when training and test sets use the same type of prompts, which naturally reflects the matching data distributions. For the DISP strategy, LLM post-processing improves performance (DISP w/o LLM vs DISP) on average, highlighting the benefit of producing well-formed prompts. On the filtered EXSP+LLMJ test set, we can see that both DISP models achieve slightly better results than on the EXSP test set, which is consistent with their training on a restricted dictionary without semantic. Finally, the EXSP strategy achieves the highest average mIoU across automatic test sets, as well as on the HP set. This suggests that EXSP generates prompts that are particularly appropriate to the SANSa task and support generalization to human-written semantic-agnostic descriptions.

Importantly, in the supp. mat. we show that finetuning on SANSa prompts does not reduce performance on the original semantic segmentation task, remaining comparable to pretrained LISA.




Fig. 6. Qualitative segmentation results for (a) input image and (b) object ground truth, described by a semantic-agnostic prompt from the HP test set: "Segment the rectangular dark shape with rounded corners and grey, almost white reflective borders". We compare (c)-(e) pretrained segmentation VLMs and (f)-(h) our finetuned SANSa models from LISA. Our SANSa models accurately segment the object, whereas the pretrained VLMs fail to interpret the semantic-agnostic description.

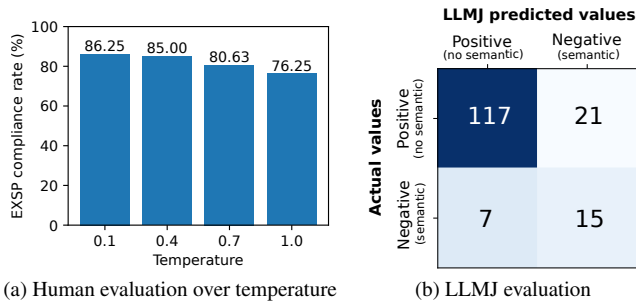


Fig. 7. EXSP compliance with the SANSa constraint (on 160 prompts). (a) Human evaluation of semantic-agnostic compliance over different temperatures for the description VLM. (b) Automatic evaluation of LLMJ predictions for a temperature of 0.1.

Qualitative Results. Fig. 6 compares all evaluated models on a SANSa segmentation example. Our finetuned models accurately segment the object, whereas the pretrained models fail to interpret the semantic-agnostic description. More examples are given in the supp. mat.

Robustness of EXSP & LLMJ. As EXSP can generate prompts that sometimes include unintended semantic information, we study the robustness of the EXSP strategy and of the LLMJ filtering. First, we manually evaluated EXSP prompts on a subset of 160 images (distinct from the HP test set), marking whether each prompt contained semantic information. This evaluation was performed for multiple temperatures of the description VLM to assess its influence

on semantic leakage. Fig. 7(a) shows that the proportion of semantic-agnostic prompts tends to decrease with increasing temperature. We therefore retained the temperature of 0.1 in our experiments.

Next, we assess LLMJ filtering by comparing its automatic classification against manual annotations. This allows to measure how accurately LLMJ detects prompts containing semantic information. The resulting confusion matrix in Fig. 7(b) shows, on this subset of examples, an overall accuracy of 82.5% and a high precision of 94%, indicating very few false positives.

4. CONCLUSION

We introduced semantic-agnostic and shape-aware (SANSa) segmentation, a vision–language paradigm that removes semantic object categories from prompts and relies on visual properties such as shape, geometry, color, and texture. This formulation exposes a key limitation of existing segmentation VLMs, which primarily rely on semantic alignment rather than intrinsic visual reasoning.

We proposed an automated pipeline for SANSa prompt generation, based on two complementary strategies, enabling scalable construction of segmentation-agnostic segmentation datasets. We have shown that finetuning a state-of-the-art VLM on these prompts leads to substantial improvements on this new SANSa task, both quantitatively and qualitatively. SANSa provides a promising direction for extending VLM beyond semantic-only understanding, particularly for domains where semantic labels are unavailable or insufficient.

TOWARD SEMANTIC-AGNOSTIC AND SHAPE-AWARE VISION-LANGUAGE SEGMENTATION MODELS — SUPPLEMENTARY MATERIAL —

Corentin Seutin^{1,2} Mohamed Amine Ettaki¹ Michaël Clément¹ Pierrick Coupé¹ Rémi Giraud²

¹Univ. Bordeaux, CNRS, Bordeaux INP, LaBRI, UMR 5800, France

²Univ. Bordeaux, CNRS, Bordeaux INP, IMS, UMR 5218, France

This supplementary material provides additional details about our two proposed SANSA prompting strategies: (i) Dictionary-based segmentation prompts (DISP) and (ii) Example-based segmentation prompts (EXSP). We also include an experimental baseline on standard semantic segmentation to demonstrate that finetuning on SANSA prompts does not compromise performance on the original task. Finally, we include additional qualitative segmentation results on semantic-agnostic prompts.

A. DISP STRATEGY DETAILS

A.1. DISP Dictionary

As explained in Sec. 2.1, the DISP strategy is based on a pre-defined dictionary of semantic-agnostic words, restricting the description VLM to a constrained vocabulary. These words are organized into semantic-agnostic attributes such as colors, textures, shapes, patterns, lighting and connector words. The complete list of words grouped by attribute is as follows:

- **Colors:** *amber, beige, black, blue, bronze, brown, burgundy, copper, coral, cream, cyan, dark, gold, gray, green, grey, indigo, ivory, khaki, light, lime, magenta, maroon, multicolored, mustard, navy, olive, orange, peach, pink, purple, red, salmon, silver, tan, teal, turquoise, violet, white, yellow.*
- **Textures:** *bumpy, coarse, fabric, fabric-like, fuzzy, glassy, glossy, grainy, leathery, metallic, metallic-like, opaque, paper-like, plastic-like, polished, porous, rough, rubber-like, shiny, silky, smooth, soft, stone-like, translucent, transparent, velvety, wood-like, wooden, woolly, wrinkled.*
- **Shapes:** *angular, arched, asymmetrical, bulky, circular, clustered, conical, contour, corners, curved, cylindrical, domed, edges, elongated, flat, flattened, form, hexagonal, irregular, layered, narrow, outline, oval, pointed, polygonal, profile, proportions, rectangular, rounded, sharp, short, silhouette, slender, spherical, square, stacked, straight, surface, symmetrical, tall, tapered, triangular, wide.*

- **Patterns:** *blended, checkered, dotted, faded, gradient, grid, irregular, lattice, marbled, pattern, plaid, repeated, spotted, striped, swirled, textured, uniform, zigzag.*
- **Lighting:** *bright, contrasted, dim, faint, glossy, harsh, highlighted, matte, muted, radiant, reflective, shadowed, soft, strong, subtle.*
- **Connectors:** *, , - , . , ; , a, across, adjacent, along, although, an, and, appears, area, around, as, at, between, bottom, center, contains, contrast, darkened, deep, displays, entire, entirely, features, from, has, highly, in, lightened, middle, mostly, near, of, on, overall, pale, part, partly, presents, region, resembles, rich, section, seems, shows, side, slightly, somewhat, subtle, surface, that, the, throughout, to, top, towards, very, where, which, while, whole, with.*

A.2. DISP Instruction Prompt

Once the description VLM has been constrained by the pre-defined dictionary, the DISP instruction prompt is as follows:

"Ignore any black/empty background. Describe ONLY the visible object using strictly visual cues. Use low-level attributes: colors/tones, surface qualities, overall outline/proportions and simple patterns."

A.3. DISP post-processing with LLM

Object descriptions obtained by the DISP strategy are reformulated by an external LLM with the following prompt:

"Instruction: Convert the input into a single, concise segmentation command. Start with 'Segment ...' and use only the given words."

Some examples of this LLM post-processing are shown in Table S1.

Table S1. Examples of LLM post-processing for DISP object descriptions.

DISP w/o LLM	DISP
<ul style="list-style-type: none"> - cylindrical in form - dark brown with a glossy surface - smooth and reflective - top appears slightly rounded - overall proportions elongated, tapered towards the bottom - subtle light and shadow contrast, with a light area near the top center - overall dark with a gradient of light towards the center - surface appears to be polished and shiny - edges soft and rounded, with a subtle gradient of light and dark - overall silhouette elongated and tapered, with a rounded top and bottom - light area near the top center, with a gradient 	<p>Segment the object as a dark brown, cylindrical, elongated, and tapered structure with a slightly rounded top and bottom. It has a polished, glossy, and reflective surface with soft, rounded edges. The object exhibits a subtle light and shadow contrast, with a light area</p>
<ul style="list-style-type: none"> - green, textured surface - irregular, somewhat rounded outline - rough, bumpy surface - overall oval-like in outline - subtle, indigo and brown shadow around the edges - slightly fuzzy, soft edges - appears to be a clustered, conical form - light and dark green gradient - surface has a slightly glossy, reflective area in the center - overall, the surface has a somewhat irregular, asymmetrical pattern. - green, textured surface - irregular, somewhat rounded outline - rough, bumpy surface - overall 	<p>Segment irregular, oval-shaped, textured and bumpy green object with a rough, somewhat rounded outline. It has a subtle indigo and brown shadow around the edges, fuzzy and soft edges, and a clustered, conical form. The surface exhibits a light and dark green</p>

B. EXSP STRATEGY DETAILS

B.1. EXSP Instruction Prompt

As explained in Sec. 2.1, the EXSP strategy builds upon an instruction prompt, which combines positive and negative examples. To design this prompt, we first conducted experiments with several alternative instruction prompt formulations, each with different levels of guidance (from IP1 to IP5), shown in Fig. S1. IP5 corresponds to the EXSP instruction prompt used in the experiments of the main paper.

B.2. Semantic-Agnostic Descriptions Challenge

We evaluated the robustness of these instruction prompts across multiple description VLMs, specifically: BLIP2 (OPT-2.7B) [20], MiniCPM-V 2 [21], LLaVa 1.6 (Mistral-7B) [22], and InternVL 2.5 [15].

Table S3 shows the description prompts generated by each description VLM and each instruction prompt. The results clearly show, for this example image, that most configurations of VLM and IP tend to leak semantic information into the object description even when asked not to. Only the combination of InternVL 2.5 and IP5 produces a proper semantic-agnostic description for this case and has given the best overall results in our experiments.

Table S2. Comparison between our finetuned SANSA models and SOTA segmentation VLMs on the semantic segmentation baseline, in terms of mIoU (%). Finetuning on SANSA prompts does not degrade performance on the standard semantic segmentation task.

LAVT [5]	GSVA 7B [6]	PolyFormer [19]	LISA 7B [9]	DISP w/o LLM	DISP	EXSP
25.14	25.23	39.46	45.40	44.95	45.17	<u>45.27</u>

Table S4 shows that cropping strategies may also impact the description VLM quality. Using only cropped objects within their bounding box improves the VLM’s ability to produce semantic-agnostic descriptions and prevents information from nearby objects from being included. We adopt this cropping strategy in our work.

C. LLMJ FILTERING FOR EXSP

As shown in previous experiments, even after careful guidance, the EXSP strategy may still produce prompts containing unintended semantic information. Therefore, the description VLM (InternVL 2.5 [15]) can be employed as LLM-as-a-judge (LLMJ), using text only, to classify each EXSP description as either semantic or semantic-agnostic. The full prompt for this LLMJ filtering is shown in Fig. S2.

D. SEMANTIC SEGMENTATION BASELINE

In addition to evaluating our models on the SANSA task, we assess their robustness on the original semantic segmentation task. This allows us to verify that finetuning on semantic-agnostic prompts does not compromise their ability to segment objects when semantic information is explicitly provided. For this evaluation, we use the same COCO test subset introduced in Sec. 3.1, and directly instruct the model to segment each object by mentioning its class. Specifically, for each object, we use the following segmentation prompt:

"Can you segment the {obj.category} in this image?"

Table S2 shows that the performance of our finetuned models remains very comparable to the pretrained LISA model, with less than 1% drop in mIoU, indicating that finetuning on SANSA prompts does not meaningfully reduce their capabilities on standard semantic segmentation.

E. ADDITIONAL QUALITATIVE RESULTS

Additional qualitative results are shown in Fig. S3.

IP1: "Describe the object."

IP2: "You are a helpful and precise low-level visual assistant. Describe the object."

IP3: "You are a helpful and precise low-level visual assistant. Your goal is to describe the object in the image without using any high-level semantic or conceptual information."

IP4: "You are a helpful and precise low-level visual assistant. Your goal is to describe the object in the image without using any high-level semantic or conceptual information. To describe the object, you can only use geometric, shape, and other visual properties, such as: shape, geometry, texture, surface patterns, materials, colors, brightness, dimensions. You can choose between these properties, or add additional ones, according to the most dominant ones in the images but never name the object or subparts of the object in any way. Any semantic information or any knowledge about what the object is or its function is prohibited. You cannot name the object class and any of its parts/components. Do not describe the background."

IP5: "You are a helpful and precise low-level visual assistant. Your goal is to describe the object in the image without using any high-level semantic or conceptual information. To describe the object, you can only use geometric, shape, and other visual properties, such as: shape, geometry, texture, surface patterns, materials, colors, brightness, dimensions. You can choose between these properties, or add additional ones, according to the most dominant ones in the images but never name the object or subparts of the object in any way. Any semantic information or any knowledge about what the object is or its function is prohibited. You cannot name the object class and any of its parts/components. Do not describe the background. Here are some examples of expected words to use (RIGHT)/not to use (WRONG), problematical words are written in capital letters:
 - Tomato:
 WRONG: 'The object is a TOMATO...'
 WRONG: 'The object is a VEGETABLE that CAN BE EATEN...'
 RIGHT: 'The object is a circular and red, with a smooth surface and a green pattern on top. It has a green rectangular subpart on top. The surface appears to be highly reflective. The overall shape of the object is consistent and symmetrical.'
 - Green mug:
 WRONG: 'The object is a MUG...'
 WRONG: 'The object CAN BE USED TO DRINK COFFEE OR TEA...'
 RIGHT: 'The object is cylindrical with an open top and a curved part, with a smooth green texture and is asymmetrical.'
 - Bike:
 WRONG: 'The object has WHEELS and PEDALS...'
 WRONG: 'The object CAN BE USED BY A PERSON TO MOVE...'
 RIGHT: 'The object is a symmetric and complex arrangement of multiple elongated tubular shapes, with metallic texture. The object also has two large circular parts on each side, with repeated straight lines inside arranged in a radial pattern.'
 - Person:
 WRONG: 'The object has a white SHIRT and a blue SHORT...'
 WRONG: 'The PERSON IS WEARING...'
 RIGHT: 'The object is white and blue, elongated, cylindrical. It has a yellow and white pattern on the top.'"

Fig. S1. Instruction prompts (IP1 to IP5) tested for SANSa segmentation prompt generation with the EXSP strategy. IP5 is the final EXSP instruction prompt used in the experiments of the main paper.

"TESTED_SENTENCE: '{response}' Does TESTED_SENTENCE contain any semantic information, 'YES' or 'NO' ?
 For example, you have to answer 'YES' for the following sentences:
 (1): 'The object is a clock, with black boundaries and branches.'
 (2): 'The image shows a grey or silver airplane flying in the sky. The airplane has multiple rivets on the sides.'
 (3): 'The object is an animal, black and brown, fluffy texture. Its claws are big and the dog is opening his mouth.'
 (4): 'The image shows a person, oval shape, white and blue.'
 (5): 'The object has a golden-brown crust. The surface has a glossy appearance, likely indicating a baked or toasted material.'
 (6): 'The object in the image is a large aircraft, specifically a Royal Air Force (RAF) aircraft.'
 (7): 'The object is oval, green and yellow, with a smooth texture, without pattern, likely made of vegetables, with slight reflection and is medium-sized.'
 (8): 'The object is oval, red and white, with a smooth texture, without pattern, likely made of dough or pastry, with slight reflection.'
 (9): 'The object is rectangular, red and white, with a smooth texture, without pattern, likely made of dough or pastry, with slight reflection.'
 (10): 'The image shows a person. The person is wearing a black shirt. The person has a white beard. The person is smiling.'
 Describing the object, sub-object, its class or sub-class are semantic information contrary to shape, geometry, texture, surface patterns, materials, colors, brightness, shadows, reflections, and any measurable or mathematical properties (curvature, dimensions) information that you have NOT to consider as semantic information.
 For example, you have to answer 'NO' for the following sentences:
 (1): 'The object is circular, red and white, with a smooth texture, without pattern, likely metal or plastic, with slight reflection and is large.'
 (2): 'The image shows a grey or silver cylindrical object. The object is elongated and the texture is like metal.'
 (3): 'The object is oval, black and brown, fluffy texture. No reflection.'
 (4): 'The object is oval, white, smooth texture, without pattern, likely ceramic or porcelain, with slight reflection and is large.'
 (5): 'The object is rectangular, purple, with a smooth texture, without pattern, likely metal or plastic, with slight reflection and is large.'
 (6): 'The object is rectangular, brown and yellow, with a smooth texture, has a striped pattern, likely made of leather or fabric, with slight reflection and is medium-sized.'
 (7): 'The object is rectangular, with a surface pattern of green, red, and yellow colors. The texture appears to be rough, and there is a slight reflection. The object is medium-sized.'
 (8): 'The object is elongated, white, with a fluffy texture, without pattern, likely made of wool or fur, with slight reflection and is medium-sized.'
 (9): 'The object is oval, yellow and green, with a smooth texture, without pattern, likely made of plastic or metal, with slight reflection.'
 (10): '(1): 'The object is elongated, silver and grey, with a smooth texture, without pattern, likely metal, with slight reflection.'
 (11): 'The object is rectangular, brown, with a smooth texture, has a striped pattern, likely made of leather or fabric, with slight reflection.'
 (12): 'The object is cylindrical, blue, with a smooth texture, decorated with white star patterns, likely metal or plastic, with slight reflection.'
 (13): 'The object is circular, white and green, with a smooth texture, without pattern, likely ceramic or porcelain, with slight reflection.'
 (14): 'The object is cylindrical, transparent, with a smooth texture, without pattern, likely glass, with slight reflection.'
 (15): 'The object is elongated, blue and grey, with a smooth texture, without pattern, likely metal, with slight reflection.'
 (16): 'The object is irregularly shaped, brown and black, with a fluffy texture. No reflection.'
 (17): 'The object is cylindrical, transparent, with a smooth texture, without pattern, likely made of plastic, with slight reflection.'
 (18): 'The object is elongated, yellow, with a smooth texture, without pattern, likely made of a soft material, with slight reflection.'"





Fig. S2. Prompt for LLMJ filtering on EXSP. {response} indicates the input object description.


Table S3. Comparison of several description VLMs across instructions prompts IP1 to IP5 for the EXSP strategy. Red and green background colors respectively indicate failure and success in respecting the semantic-agnostic constraint. For this example image, the results show that ensuring strict adherence to this constraint remains challenging for most VLM and IP configurations.




	IP1	IP2	IP3	IP4	IP5
BLIP2 [20]	egyptair boeing 767-300	egyptian airways boeing 777-300	The object is an egyptian airplane		The object is a person wearing a white shirt and blue shorts.
MiniCPM-V 2 [21]	The image prominently features a large airplane, predominantly white with blue and black accents. It's on the ground at an airport runway during what appears to be dusk or evening hours due to low light conditions in some parts of the scene.	This is an airplane, specifically a large passenger jet with the word "Egypt" written on it.	The image features a large airplane with blue and white colors, prominently displaying the word "Egypt" on its side. The aircraft is situated at an airport runway during dusk or night time as indicated by the dark sky background.	airplane, wing	The object is a large airplane with blue and white colors. It has multiple windows on its side, some of which are open or closed depending upon the angle from where it's being viewed in this image. The plane appears to be stationary as if waiting for takeoff at an airport runway during dusk hours due to low light conditions.
LLaVa 1.6 [22]	The image shows a large commercial airplane on the runway at an airport. The airplane is predominantly white with a blue and white logo on the tail, which is characteristic of the Egyptian national airline, EgyptAir. The registration number "YA 264" is visible on the side of the aircraft. The airplane is equipped with two engines, one on each wing, and the landing gear is down, indicating that it is either preparing for takeoff or has recently landed. The sky is dark, suggesting that the photo was taken either during the evening or at night.	The object in the image is an airplane. It is a large commercial aircraft with a predominantly white body and a tail fin that features a design with blue and black colors, which is characteristic of the livery of EgyptAir. The airplane is on the ground, likely at an airport, as indicated by the runway and the airport infrastructure in the background. The aircraft is equipped with two engines, one on each wing, and the landing gear is down, suggesting that it is either preparing for takeoff or has recently landed. The sky is dark, indicating that the photo was taken either	The image shows a large commercial airplane on a runway at an airport. The airplane is predominantly white with a blue and black design on its tail and body. The registration number "YA 264" is visible on the side of the aircraft. The airplane is equipped with two engines, one on each wing. The runway has markings and lights, indicating it is an active runway. The sky is dark, suggesting it might be evening or nighttime. There are no visible people or vehicles in the immediate vicinity of the airplane.	The image features a large, elongated object with a predominantly white body and a darker blue tail. The object has a series of windows aligned along its side, and there are visible engines under the wings. The object is positioned on a runway, and there are various markings and lights on the ground around it. The object appears to be stationary, and there is a clear sky in the background.	The object is a large, elongated, cylindrical shape with a white and blue color scheme. It has a blue and white pattern on the top. The object has two large circular parts on each side, with repeated straight lines inside arranged in a radial pattern. The object is highly reflective, with a metallic texture. The object is on a runway. The object has two large circular parts on the bottom. The object is highly reflective, with a metallic texture. The
InternVL 2.5 [15]	The object in the image is a large commercial airplane. It is a wide-body jet, likely an Airbus A330, based on its size and shape. The aircraft is painted in the livery of EgyptAir, featuring a white fuselage with a teal and black design on the tail and engines. The plane is on the ground, possibly taxiing or preparing for takeoff or landing. The setting appears to be an airport runway during twilight or early evening, as indicated by the lighting and the darkening sky.	The object in the image is a large commercial airplane on a runway. The aircraft is predominantly white with blue and teal accents. The word "EGYPTAIR" is prominently displayed on the fuselage, indicating that it belongs to the Egyptian airline. The plane is a wide-body jet, likely an Airbus A330, based on its size and design features such as the twin engines and the shape of the wings. The aircraft is positioned on the ground, with its landing gear visible and the runway lights illuminated in the background. The setting appears to be either dawn or d	The image shows a large commercial airplane on a runway. The aircraft has a predominantly white fuselage with blue and teal accents and markings. The word "EGYPTAIR" is written in large letters along the side of the plane. The tail features a teal and blue design with a logo. The airplane is equipped with two large engines, one under each wing. The landing gear is visible, and the plane appears to be either taking off or landing. The background shows a cloudy sky and some airport infrastructure.	The image shows a large aircraft with a predominantly white body. The aircraft has a streamlined fuselage with a smooth, curved surface. The wings are wide and extend horizontally from the fuselage, with a noticeable upward angle at the tips. The tail section features a vertical stabilizer with a teal-colored design. The engines are mounted under the wings, with a circular shape and a metallic finish. The landing gear is visible, with multiple wheels supporting the aircraft. The overall color scheme includes white, teal, and black accents. The lighting suggests it is either dawn or d	The object is a large, elongated, cylindrical shape with a smooth white surface. It has a blue and teal pattern running along its length, with a teal tail fin. The surface appears to be highly reflective, and the overall shape is consistent and symmetrical. The object has two large circular parts on each side, with repeated straight lines inside arranged in a radial pattern

Table S4. Comparison of a description VLM InternVL 2.5 [15] across instruction prompts IP1 to IP5 for the EXSP strategy, using different image pre-processing methods (cropping and object masking). Red and green background colors respectively indicate failure and success in respecting the semantic-agnostic constraint. Cropping and object masking help the VLM to focus on the object to describe.


			
<p>IP1</p> <p>The image shows a banana placed on top of a black Philips telephone. The banana is positioned in such a way that it appears to be part of the phone's handset, with its curved shape mimicking the phone's design. The telephone is situated on a desk, and there is a notepad with handwritten notes visible in the background.</p>	<p>The object in the image is a banana. It appears to be a single, ripe banana with a yellow peel. The background is completely black, which makes the banana stand out prominently. The banana is positioned in the center of the image, slightly tilted, giving it a dynamic appearance. The lighting highlights the curve of the banana, emphasizing its natural shape and texture.</p>	<p>The object in the image is a banana. It is a long, yellow fruit with a curved shape and a green stem at one end. The banana is placed on top of a black telephone, which has several buttons and a speaker grille.</p>	<p>The object in the image is a banana. It appears to be ripe, with a yellow peel and some brown spots. The banana is slightly curved and is positioned against a dark background.</p>
<p>IP2</p> <p>The image shows a black Philips cordless telephone placed on a desk. A ripe banana is resting on the handset of the phone, with its stem pointing towards the base of the phone. The desk also has a stapler, some cables, and a notepad with handwritten notes.</p>	<p>The object in the image is a banana. It appears to be a single, ripe banana with a yellow peel. The background is completely black, which makes the banana stand out prominently. The banana is positioned in the center of the image and is slightly curved, typical of its natural shape.</p>	<p>The image shows a yellow banana resting on a black Philips telephone. The banana is positioned diagonally across the phone, with its stem end pointing towards the top right corner of the image. The phone has several buttons, including a yellow button and a star-shaped button, among others. The background appears to be a light-colored surface, possibly a table or desk.</p>	<p>The object in the image is a banana. It is a long, curved fruit with a yellow peel. The banana appears to be ripe, as indicated by its color and the presence of some brown spots on the peel. The background is dark, which makes the banana stand out prominently.</p>
<p>IP3</p> <p>The image shows a black landline telephone with a coiled cord on a white desk. A ripe yellow banana is placed on the handset of the phone. In the background, there is a stapler and some cables. To the right of the phone, there is a piece of paper with handwritten text.</p>	<p>The image shows a single banana with a yellow peel. The banana is positioned against a black background, giving it a prominent appearance. The peel has a smooth texture with some minor blemishes and a slight curve, indicating its natural shape. The banana is oriented vertically, with the stem end at the top and the curved end at the bottom.</p>	<p>The image shows a yellow banana with a green stem resting on a black electronic device. The device has several buttons, including a yellow button and a star-shaped button. The brand name "PHILIPS" is visible on the device. The background appears to be a white surface with some indistinct objects.</p>	<p>The image shows a yellow banana with a curved shape. It has a smooth surface with a few small brown spots. The banana is positioned against a dark background, and its stem is visible at the top.</p>
<p>IP4</p> <p>The image features a yellow, elongated object with a curved surface and a pointed tip, resting on a black, rectangular device with a grid of buttons. The yellow object has a smooth texture and is positioned horizontally. The black device has a glossy surface and is rectangular in shape, with a screen displaying text and symbols. The yellow object is partially wrapped around the black device, with its tip pointing upwards. The black device has a coiled, black cord extending from one side.</p>	<p>The image features a curved, elongated object with a smooth, yellow surface. The object has a consistent color and texture throughout, with a slightly glossy appearance. The curvature is gentle, and the object appears to be uniform in thickness. The background is completely black, providing a stark contrast to the yellow object.</p>	<p>The image features a yellow, curved object with a smooth texture and a slightly pointed tip. It has a consistent color and appears to be resting on a flat, dark surface with a pattern of small holes. The object's surface is glossy, reflecting some light.</p>	<p>The image features a yellow, elongated object with a smooth, slightly curved surface. It has a consistent color and texture throughout, with a few minor imperfections and small dark spots. The object appears to be cylindrical in shape with a tapered end.</p>
<p>IP5</p> <p>The object is a curved and elongated shape with a smooth yellow surface and a green stem-like protrusion on top. The surface appears to be slightly textured. The overall shape of the object is consistent and symmetrical.</p>	<p>The object is a curved and elongated shape with a smooth yellow surface. It has a consistent and symmetrical shape with a slightly darker yellow pattern along its length. The surface appears to be slightly reflective.</p>	<p>The object is a long and yellow, with a smooth surface and a green subpart on top. The surface appears to be slightly curved. The overall shape of the object is consistent and symmetrical.</p>	<p>The object is a long, yellow, curved shape with a smooth surface. It has a greenish-brown tip at one end. The overall shape is consistent and symmetrical. The texture appears to be slightly bumpy with small indentations. The object is brightly colored and has a glossy appearance.</p>



Prompt: "Segment the black regular object, with diagonal line patterns and three connected elongated gray tubular subparts on the top right".



Prompt: "Segment the white object, lit by the top left angle. The surface is soft and highly reflective. The left part of the object is circular while the right part is rectangular and separated by a horizontal black line".



Prompt: "Segment the black and white object with smooth texture, overall with oval shape, pointy triangle on top and elongated part on the left. It also has a pink spot with thin white curved lines coming out of it".

Fig. S3. Additional qualitative segmentation results for (a) input image and (b) object ground truth, described by a semantic-agnostic prompt from the HP test set: We compare (c)-(e) pretrained segmentation VLMs and (f)-(h) our finetuned SANSa models from LISA.

F. REFERENCES

- [1] A. Vaswani, N. Shazeer, N. Parmar, J. Uszkoreit, L. Jones, A. N. Gomez, Ł. Kaiser, and I. Polosukhin, "Attention is all you need," *NeurIPS*, 2017.
- [2] A. Dosovitskiy, L. Beyer, A. Kolesnikov, D. Weissenborn, X. Zhai, T. Unterthiner, M. Dehghani, M. Minderer, G. Heigold, S. Gelly, J. Uszkoreit, and N. Houlsby, "An image is worth 16x16 words: Transformers for image recognition at scale," in *ICLR*, 2021.
- [3] A. Kirillov, E. Mintun, N. Ravi, H. Mao, C. Rolland, L. Gustafson, T. Xiao, S. Whitehead, A. C. Berg, W.-Y. Lo, P. Dollár, and R. B. Girshick, "Segment anything," in *ICCV*, 2023.
- [4] N. Carion, L. Gustafson, Y.-T. Hu, S. Debnath, R. Hu, D. Suris, C. Ryali, K. V. Alwala, H. Khedr, A. Huang *et al.*, "SAM 3: Segment anything with concepts," *arXiv:2511.16719*, 2025.
- [5] Z. Yang, J. Wang, Y. Tang, K. Chen, H. Zhao, and P. H. Torr, "LAVT: Language-aware vision transformer for referring image segmentation," in *CVPR*, 2022.
- [6] Z. Xia, D. Han, Y. Han, X. Pan, S. Song, and G. Huang, "GSVA: Generalized segmentation via multimodal large language models," in *CVPR*, 2024.
- [7] H. Rasheed, M. Maaz, S. Shaji, A. Shaker, S. Khan, H. Cholakkal, R. M. Anwer, E. Xing, M.-H. Yang, and F. S. Khan, "GLaMM: Pixel grounding large multimodal model," in *CVPR*, 2024.
- [8] Y.-C. Chen, W.-H. Li, C. Sun, Y.-C. F. Wang, and C.-S. Chen, "SAM4MLLM: Enhance multi-modal large language model for referring expression segmentation," in *ECCV*, 2024.
- [9] X. Lai, Z. Tian, Y. Chen, Y. Li, Y. Yuan, S. Liu, and J. Jia, "LISA: Reasoning segmentation via large language model," in *CVPR*, 2024.
- [10] X. Wang, S. Zhang, S. Li, K. Li, K. Kallidromitis, Y. Kato, K. Kozuka, and T. Darrell, "SegLLM: Multi-round reasoning segmentation with large language models," in *ICLR*, 2025.
- [11] T.-Y. Lin, M. Maire, S. Belongie, J. Hays, P. Perona, D. Ramanan, P. Dollár, and C. L. Zitnick, "Microsoft COCO: Common objects in context," in *ECCV*, 2014.
- [12] A. Gupta, P. Dollar, and R. Girshick, "LVIS: A dataset for large vocabulary instance segmentation," in *CVPR*, 2019.
- [13] Y. Zhang and M. A. Mazurowski, "Convolutional neural networks rarely learn shape for semantic segmentation," *Pattern Recognition*, 2024.
- [14] P. Rougé, O. Merveille, and N. Passat, "ccDice: A topology-aware dice score based on connected components," in *MICCAI Workshop on Topology-and Graph-Informed Imaging Informatics*, 2024.
- [15] Z. Chen, W. Wang, Y. Cao, Y. Liu, Z. Gao, E. Cui, J. Zhu, S. Ye, H. Tian, Z. Liu *et al.*, "Expanding performance boundaries of open-source multimodal models with model, data, and test-time scaling," *arXiv:2412.05271*, 2024.
- [16] A. Q. Jiang, A. Sablayrolles, A. Mensch, C. Bamford, D. S. Chaplot, D. de las Casas, F. Bressand, G. Lengyel, G. Lample, L. Saulnier, L. R. Lavaud, M.-A. Lachaux, P. Stock, T. L. Scao, T. Lavril, T. Wang, T. Lacroix, and W. E. Sayed, "Mistral 7B," *arXiv:2310.06825*, 2023.
- [17] E. J. Hu, Y. Shen, P. Wallis, Z. Allen-Zhu, Y. Li, S. Wang, L. Wang, W. Chen *et al.*, "LoRA: Low-rank adaptation of large language models," in *ICLR*, 2022.
- [18] H. Liu, C. Li, Q. Wu, and Y. J. Lee, "Visual instruction tuning," in *NeurIPS*, 2023.
- [19] J. Liu, H. Ding, Z. Cai, Y. Zhang, R. K. Satzoda, V. Mahadevan, and R. Manmatha, "Polyformer: Referring image segmentation as sequential polygon generation," in *CVPR*, 2023.
- [20] J. Li, D. Li, S. Savarese, and S. Hoi, "BLIP-2: Bootstrapping language-image pre-training with frozen image encoders and large language models," in *ICML*, 2023.
- [21] Y. Yao, T. Yu, A. Zhang, C. Wang, J. Cui, H. Zhu, T. Cai, H. Li, W. Zhao, Z. He, Q. Chen, H. Zhou, Z. Zou, H. Zhang, S. Hu, Z. Zheng, J. Zhou, J. Cai, X. Han, G. Zeng, D. Li, Z. Liu, and M. Sun, "MiniCPM-V: A GPT-4V level MLLM on your phone," *arXiv:2408.01800*, 2024.
- [22] H. Liu, C. Li, Y. Li, and Y. J. Lee, "Improved baselines with visual instruction tuning," in *CVPR*, 2024.