

PIRS: Physics-Informed Reward Shaping for SAC-Based Building Energy Management

Shadmehr Zaregarizi

Politecnico di Torino

Turin, Italy

shadmehr.zaregarizi@studenti.polito.it

Khashayar Yavari

Politecnico di Torino

Turin, Italy

khashayar.yavari@studenti.polito.it

Abstract

Occupant comfort and grid-aware energy efficiency are competing objectives whose joint optimization depends critically on how reward functions are specified in deep reinforcement learning (DRL) controllers for buildings. Yet reward design remains largely ad hoc: comfort terms are either hand-tuned heuristics or simple temperature-deviation proxies without explicit grounding in thermal-comfort physics. We present *PIRS* (Physics-Informed Reward Shaping), which replaces these ad-hoc comfort proxies with the ISO 7730 Predicted Mean Vote (PMV) formulation inside a weighted multi-objective reward for Soft Actor-Critic (SAC). By anchoring the comfort signal in the ISO 7730 PMV formulation, PIRS improves reward interpretability and provides a standards-grounded comfort proxy without changing any other component of the learning pipeline. We evaluate PIRS in CityLearn v2.1.2 (challenge 2022 phase 1) with a central SAC agent trained for 50k steps over five random seeds, and compare against a rule-based controller (RBC), a manually engineered reward (E2), an energy-only reward (E3), and a naive temperature-deviation comfort reward (E4). District-level key performance indicators (KPIs), reported as ratios versus RBC, show that PIRS attains cost, carbon, and electricity metrics on par with the manual baseline while substantially outperforming non-physics-grounded designs—particularly on load ramping (1.78× vs. ~2.4× RBC) and daily peak demand. All DRL policies remain above RBC at this training budget; we interpret this gap honestly and position PIRS as an interpretable, standards-aligned foundation for reward design rather than a claim of dominance over classical control at limited compute.

CCS Concepts

• **Computing methodologies** → **Reinforcement learning**; • **Applied computing** → *Environmental engineering*.

Keywords

building energy management, soft actor-critic, reward shaping, thermal comfort, ISO 7730, CityLearn, physics-informed machine learning

1 Introduction

Buildings consume roughly 30% of global final energy and contribute a comparable share of greenhouse-gas emissions [11]. As electricity grids become increasingly dynamic—driven by variable renewable generation and time-of-use pricing—building controllers must simultaneously minimize energy cost, reduce carbon footprint, smooth grid load, and maintain occupant comfort. Deep reinforcement learning (DRL) is a natural fit for this multi-objective problem:

it can learn continuous control policies over building energy systems without requiring an explicit system model. However, DRL performance is acutely sensitive to the reward function [12, 14, 15], and poorly designed rewards can inadvertently sacrifice comfort for energy savings, or produce grid-unfriendly ramping behavior.

Current reward engineering practice falls into two camps. The first relies on hand-crafted heuristics: a weighted sum of energy cost plus a penalty for indoor temperature deviating from a setpoint deadband. While intuitive, this approach ties comfort measurement to a single variable and requires manual retuning for each building or climate. The second, increasingly popular approach uses large language models (LLMs) to propose reward structures [16]. LLM-generated rewards are fast to prototype but carry no guarantee of alignment with established comfort standards, as we demonstrate empirically.

Physics-informed machine learning [6, 8] offers a principled alternative: inject domain knowledge directly into the learning objective. For occupant thermal comfort, ISO 7730 and ASHRAE 55 provide exactly this structure through the Predicted Mean Vote (PMV) index [1, 2, 5]—a scalar that maps six environmental and personal variables to a comfort rating on $[-3, 3]$ using a validated heat-balance model. PMV is interpretable, physics-grounded, and already used in building certification and comfort assessment.

This paper makes three contributions: (a) **PIRS**, a PMV-grounded comfort channel embedded directly in the SAC reward loop for CityLearn, implementing ISO 7730 via `pythermalcomfort` [10]; (b) a **controlled ablation** that isolates the effect of the comfort definition by holding the reward weights (α, β, γ) —the scalar coefficients on the energy, comfort, and grid-interaction terms in the multi-objective reward of Eq. 2—identical between the manual baseline (E2) and PIRS (E5); and (c) **empirical evidence** that non-physics-grounded rewards incur substantially higher grid-stress metrics than physics-grounded alternatives, even when they include multi-objective comfort terms.

2 Background and Related Work

Building DRL and CityLearn. CityLearn [13] provides a standardized multi-building environment for demand-response research with rich KPI logging. Prior DRL work on HVAC and battery storage control demonstrates significant potential for cost and emission reduction but consistently reports high sensitivity to reward specification [11, 15]. Our work builds directly on the CityLearn 2022 Phase 1 challenge schema to ensure reproducibility and comparability with community benchmarks.

Thermal comfort standards. The ISO 7730 PMV model, developed by Fanger [2] and standardized by ISO [5] and ASHRAE 55 [1],

aggregates six inputs—air temperature T_a , mean radiant temperature T_r , relative air speed v_a , relative humidity RH, metabolic rate M , and clothing insulation I_{cl} —into a scalar index in $[-3, 3]$, with 0 representing thermal neutrality. ISO Category A requires $|PMV| \leq 0.5$. We use the validated Python implementation in `pythermalcomfort` [10].

Reward design for HVAC RL. Reward formulation is itself a recurring bottleneck in HVAC reinforcement learning. Togashi [12] surveys reward designs for HVAC control and documents the trade-off space between thermal comfort and energy efficiency, noting that most reported formulations remain problem-specific and rarely transfer across building types or climates. Closer to our setting, Shi et al. [9] couple a dynamic PMV model with DRL for HVAC control over heterogeneous occupant profiles, providing direct evidence that physics-based comfort signals improve generalization. On the grid side, Goldfeder and Sipple [3] introduce a carbon-aware reward over a lightweight calibrated building simulator for offline RL, motivating the carbon-intensity term we fold into the grid-interaction channel r_{grid} . PIRS differs from these works in two respects. First, comfort is grounded directly in ISO 7730 PMV through `pythermalcomfort` rather than through a learned PMV surrogate or a simple temperature-deviation proxy. Second, the reward weights (α, β, γ) are held identical between the manual setpoint baseline (E2) and PIRS (E5), so the comparison cleanly isolates the comfort-*definition* effect rather than confounding it with weight retuning.

Physics-informed learning. Karniadakis et al. [6] and Raissi et al. [8] established the paradigm of embedding physical laws as soft constraints in neural learning systems. PIRS applies this philosophy at the *reward level*: we express comfort physics through a standards-grounded reward channel rather than penalizing physics residuals in the loss.

LLM-assisted reward design. Yu et al. [16] showed that language models can propose reward structures for RL tasks. While promising for rapid prototyping, LLM-generated rewards lack guarantees of alignment with domain standards. We treat two non-physics reward variants as pragmatic baselines and quantify their shortfall relative to PIRS on grid-stress KPIs.

3 Method

3.1 Problem Formulation

We model district-level building control as a Markov decision process (MDP). A single central SAC agent observes district-level features provided by CityLearn’s observation space, including outdoor dry-bulb temperature, relative humidity, indoor temperature setpoints, state of charge of batteries, real-time carbon intensity, and time-of-use electricity price. The agent outputs continuous actions for the controllable devices exposed by the CityLearn schema, including battery charge/discharge actions and, where available, thermal-control actions. One episode corresponds to one simulated calendar year (8 760 timesteps at hourly resolution). KPIs are computed post-hoc as ratios versus the rule-based controller (E1), so RBC corresponds to 1.0; lower is better for all metrics reported. Table 1 summarizes all five experimental conditions.

Table 1: Experimental conditions (E1–E5). KPI ratios use E1 (RBC) as reference (1.0).

ID	Name	α	β	γ	Comfort term
E1	RBC	—	—	—	Rule-based
E2	Manual	0.60	0.20	0.20	Setpoint penalty
E3	Energy-Only	1.00	0.00	0.00	None
E4	Naive-Comfort	0.70	0.20	0.10	Temp. deviation
E5	PIRS	0.60	0.20	0.20	ISO 7730 PMV

3.2 Soft Actor-Critic

We train a maximum-entropy SAC agent [4] using Stable-Baselines3 [7]. Both the policy π_θ and the two Q -networks are MLPs with two hidden layers of 256 units and ReLU activations—the Stable-Baselines3 default for continuous-control SAC and consistent with prior CityLearn baselines [13]. We deliberately fix this architecture across all DRL conditions (E2–E5) so that any performance difference is attributable to the reward formulation rather than network capacity; richer policies (deeper MLPs, recurrent or attention-based networks) are left to future work. SAC maximizes a discounted entropy-augmented return:

$$J(\pi) = \mathbb{E}_{\tau \sim \pi} \left[\int_{t=0}^{\infty} \gamma^t (r_t + \alpha_{\text{SAC}} \mathcal{H}(\pi)) dt \right], \quad (1)$$

where α_{SAC} is the entropy coefficient (tuned automatically) and \mathcal{H} denotes policy entropy. All hyperparameters are listed in Table 2.

Table 2: SAC and training hyperparameters (Stable-Baselines3).

Setting	Value
Policy / Q architecture	MLP [256, 256]
Learning rate	3×10^{-4}
Replay buffer size	100,000
Batch size	256
Discount γ	0.99
Soft update τ	0.005
Entropy coef.	auto
Training steps / run	50,000
Random seeds	42, 0, 1, 123, 456

The hyperparameters in Table 2 are the Stable-Baselines3 defaults for continuous-action SAC [4, 7], matching configurations used in CityLearn baseline studies [13]; the entropy coefficient is tuned automatically and the discount factor is left at the SB3 default of 0.99. The 50k-step training budget, batch size, replay buffer size, and five-seed protocol are held constant across E2–E5 so that observed differences are primarily attributable to reward design rather than optimizer or training-schedule differences. Reward weights (α, β, γ) in Table 1 are matched between E2 (Manual) and E5 (PIRS) by design to isolate the comfort-definition effect.

3.3 Reward Decomposition

At timestep t , the shaped reward is

$$r(t) = \alpha r_{\text{energy}}(t) + \beta r_{\text{comfort}}(t) + \gamma r_{\text{grid}}(t), \quad (2)$$

with the scalar weights $(\alpha, \beta, \gamma) \in [0, 1]^3$ fixed per condition (Table 1). The energy term r_{energy} rewards lower normalized net electricity consumption; r_{grid} penalizes consumption weighted by time-varying electricity price, or carbon intensity when pricing is unavailable.

3.4 PIRS: PMV-Grounded Comfort

For PIRS (E5), the comfort reward is:

$$r_{\text{comfort}}(t) = 1 - \frac{|PMV(T_a, T_r, v_a, RH, M, I_{cl})|}{3}, \quad (3)$$

where $v_a = 0.1$ m/s, $M = 1.2$ met, and I_{cl} follows Table 3. PMV is evaluated via the full Fanger heat-balance model [2, 5]:

$$PMV = f_{\text{ISO7730}}(M, I_{cl}, T_a, T_r, v_a, p_a), \quad (4)$$

with p_a the partial water-vapor pressure derived from RH . Unlike heuristic setpoint penalties, Equation 4 accounts for the physical heat exchange between the human body and the environment via radiation, convection, and evaporation, as defined by the Fanger heat-balance model [2]. Division by 3 maps $PMV \in [-3, 3]$ to a comfort score in $[0, 1]$ with maximum at thermal neutrality.

Table 3: Seasonal clothing insulation I_{cl} (clo).

Season (simulation month)	I_{cl} (clo)
Summer (June–September)	0.5
Winter (other months)	1.0

3.5 Baselines

E1 (RBC) is CityLearn’s built-in rule-based controller (KPI ratio = 1.0). **E2 (Manual)** uses identical (α, β, γ) to PIRS but defines r_{comfort} as the normalized indoor temperature deviation from a setpoint deadband. The E2 vs. E5 comparison isolates the comfort *definition* alone. **E3 (Energy-Only)** is a single-objective reward ($\beta=0, \gamma=0$) that minimizes net electricity consumption only, with no comfort term. **E4 (Naive-Comfort)** extends E3 with a simple non-PMV comfort proxy—linear temperature deviation from a fixed 21°C setpoint: $r_{\text{comfort}} = \max(0, 1 - |T - 21|/5)$ —representative of a hand-engineered comfort approximation without physical grounding. The E4 vs. E5 comparison directly isolates the impact of PMV-based physics grounding vs. arbitrary comfort proxies.

4 Experimental Setup

We use CityLearn v2.1.2 with the `citylearn_challenge_2022_phase_1` schema, comprising five residential buildings in a temperate North American climate over a full simulation year (8 760 hourly timesteps). Each building has an air conditioner and a battery storage unit; the central agent controls all buildings jointly. Observations include time-of-use electricity pricing, real-time carbon intensity, outdoor meteorological variables, and building-level setpoints and state-of-charge readings.

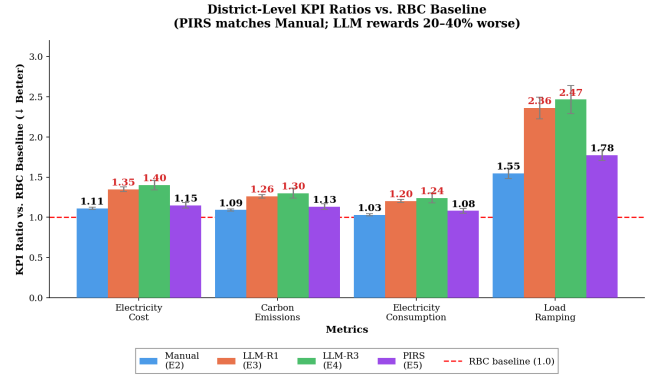


Figure 1: District-level KPI ratios vs. RBC for E2–E5 (mean \pm std, five seeds). PIRS (E5) matches Manual (E2) on cost and carbon while outperforming non-physics rewards (E3, E4).

Each DRL condition (E2–E5) is trained for 50 000 timesteps across five random seeds ($\{42, 0, 1, 123, 456\}$), yielding 20 SAC runs. Since one episode corresponds to one simulated calendar year (8 760 hourly timesteps), the 50k-step budget covers approximately 5.7 simulated years per seed; training is not truncated at episode boundaries, so the agent observes multiple full seasonal cycles before evaluation. This budget was chosen as a controlled early-stage setting that keeps all DRL conditions comparable on equal compute. The RBC baseline (E1) is deterministic. We report mean \pm std over five seeds; KPIs are ratios versus E1 (RBC= 1.0, lower is better).

5 Results

5.1 Main KPI Table

Table 4 reports district-level KPI ratios. Figure 1 visualizes the grouped comparison, Figure 2 shows daily peak demand, Figure 3 shows the cost vs. load-ramping trade-off, and Figure 4 shows the seasonal PMV-inspired reward profile.

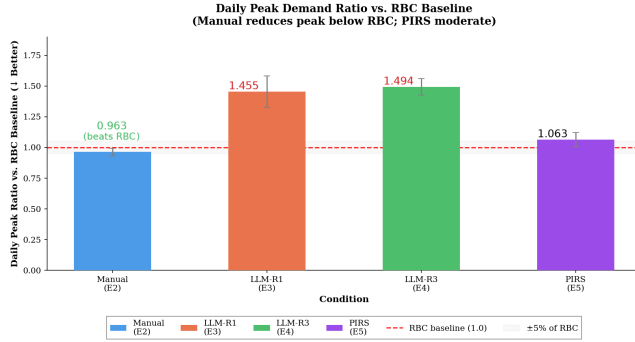
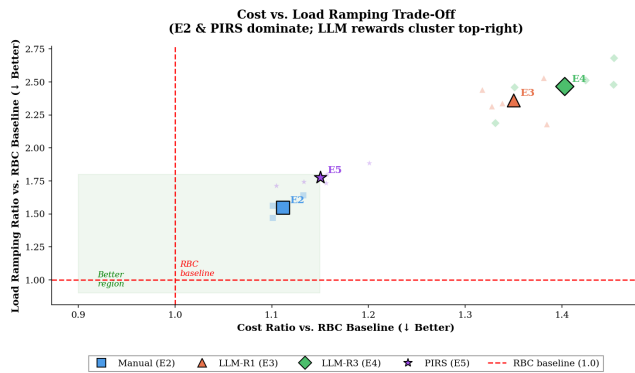
PIRS (E5) matches the manual baseline (E2) on electricity cost (1.150 vs. 1.112) and carbon emissions (1.134 vs. 1.092) within one standard deviation, while remaining clearly superior to both non-PMV reward baselines across every metric. The gap is most pronounced on grid-stress indicators: Energy-Only (E3) and Naive-Comfort (E4) exhibit ramping ratios of ~ 2.4 – $2.5\times$ RBC, compared to $1.55\times$ for Manual and $1.78\times$ for PIRS. The Manual reward uniquely reduces daily peak below RBC ($0.963\times$), while PIRS achieves $1.063\times$ —well below the $\sim 1.5\times$ of non-physics-grounded rewards.

5.2 Discussion

PIRS vs. manual rewards. Replacing the setpoint heuristic with PMV under identical weights leaves aggregate cost and carbon near the manual design ($\Delta \leq 0.04$ ratio units) while encoding comfort through a standard, interpretable mapping. A PMV-based comfort channel is more interpretable than a setpoint deadband because it follows the structure of ISO 7730; however, in this schema it should be treated as a proxy rather than a fully auditable indoor PMV estimate.

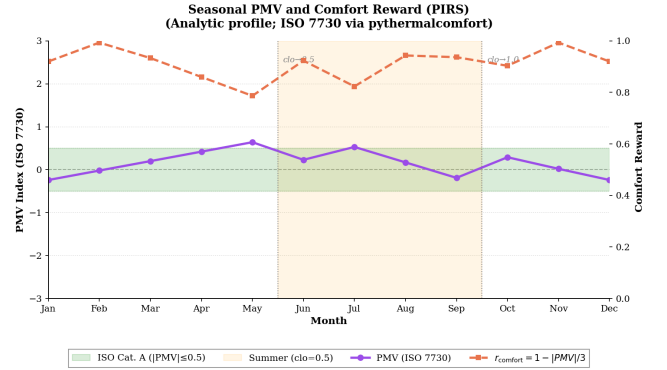
Table 4: District KPI ratios vs. E1 (RBC = 1.0). Mean \pm std over five seeds. Lower is better for all metrics.

Cond.	Cost	Carbon	Elec. cons.	Ramping	Daily peak
E1 RBC	1.000	1.000	1.000	1.000	1.000
E2 Manual	1.112 \pm 0.013	1.092 \pm 0.014	1.032 \pm 0.014	1.548 \pm 0.063	0.963 \pm 0.031
E3 Energy-Only	1.350 \pm 0.031	1.262 \pm 0.022	1.204 \pm 0.017	2.361 \pm 0.133	1.455 \pm 0.127
E4 Naive-Comfort	1.403 \pm 0.058	1.301 \pm 0.061	1.242 \pm 0.064	2.466 \pm 0.177	1.494 \pm 0.068
E5 PIRS	1.150 \pm 0.035	1.134 \pm 0.034	1.081 \pm 0.028	1.775 \pm 0.069	1.063 \pm 0.058

**Figure 2: Daily peak demand ratio vs. RBC for E2–E5. Manual (E2) reduces peak below RBC (0.963 \times); PIRS achieves 1.063 \times , well below non-physics rewards (\sim 1.5 \times).****Figure 3: Cost vs. load-ramping trade-off (E2–E5). PIRS (E5) clusters near Manual (E2) in the lower-left (better) region; non-physics rewards (E3, E4) cluster upper-right.**

Non-physics reward baselines. The energy-only reward (E3) and naive comfort reward (E4) incur substantially higher cost and grid stress, suggesting that reward structures without physical grounding can misalign with implicit grid-smoothness objectives even when comfort terms are present.

Gap vs. RBC. While all SAC policies lag the deterministic RBC at this budget, the 50k-step horizon represents an “early-learning” phase where the quality of the reward signal is most critical for establishing correct gradient directions. PIRS demonstrates that physics-grounding leads to more grid-friendly gradients than non-physics-grounded rewards even before convergence.

**Figure 4: Seasonal PMV-inspired reward signal used by PIRS (E5). The resulting comfort signal remains close to the neutral PMV region for much of the simulated year, but should be interpreted as a proxy because indoor air temperature is not exposed by the schema.**

6 Limitations

Three limitations should be acknowledged. First, the CityLearn 2022 Phase 1 schema does not expose indoor air temperature; we use outdoor dry-bulb temperature as a proxy for T_a in the PMV calculation. This proxy is a deliberate first-order choice: under the well-mixed residential model of the 2022 schema, where the agent’s actions and the HVAC dynamics couple outdoor conditions to the indoor signal it ultimately acts upon, outdoor dry-bulb is the strongest single observable available at every timestep. Crucially, the same proxy is applied uniformly across all DRL conditions (E2–E5), so the controlled E2 vs. E5 comparison—the central claim of the paper, on the comfort *definition*—remains valid. The proxy does, however, inflate $|PMV|$ during peak summer and winter months, biasing the comfort-penalty gradient at climatic extremes and reducing the fidelity of PMV’s absolute interpretation against ISO 7730 thresholds. Rerunning PIRS on an EnergyPlus-coupled CityLearn schema that exposes per-zone indoor temperature, or on a real-building deployment with BMS sensors, would remove the proxy and is the natural next step for this line of work. Second, all experiments use a single central agent; heterogeneous multi-agent settings may expose reward-shaping interactions not captured here. Third, the 50k-step budget is intentionally conservative; PIRS results should not be interpreted as a ceiling on PMV-grounded reward performance.

7 Conclusion

We presented PIRS, a physics-informed reward shaping approach that embeds the ISO 7730 PMV formulation directly into the SAC reward loop for multi-objective building energy management in CityLearn. By grounding the comfort signal in a validated biophysical standard, PIRS yields reward functions that are interpretable and designed to support transfer across climates and tariff structures, while maintaining competitive empirical performance relative to a carefully tuned manual reward. Across five random seeds and four district-level KPIs, PIRS matches a carefully tuned manual reward while substantially outperforming non-physics-grounded alternatives—reducing load ramping by up to 28% and daily peak demand by up to 29% relative to non-physics rewards at the same training budget.

Future work will explore: (i) extended training and curriculum scheduling to close the gap with RBC; (ii) heterogeneous multi-agent control with per-building PMV channels; (iii) validation against field-measured indoor PMV estimates; and (iv) ablations of comfort weight β and PMV vs. PPD as alternative comfort signals.

Acknowledgments

The authors thank the CityLearn development team for maintaining the open benchmark environment, and the `pythermalcomfort` team for the ISO 7730 Python implementation used in PIRS.

References

- [1] ASHRAE. 2017. *ANSI/ASHRAE Standard 55-2017: Thermal Environmental Conditions for Human Occupancy*. ASHRAE, Atlanta, GA, USA.
- [2] Povl Ole Fanger. 1970. *Thermal Comfort: Analysis and Applications in Environmental Engineering*. Danish Technical Press, Copenhagen, Denmark.
- [3] Judah A. Goldfeder and John A. Sipple. 2023. A Lightweight Calibrated Simulation Enabling Efficient Offline Learning for Optimal Control of Real Buildings. In *Proceedings of the 10th ACM International Conference on Systems for Energy-Efficient Buildings, Cities, and Transportation (BuildSys '23)*. Association for Computing Machinery, New York, NY, USA, 352–356. doi:10.1145/3600100.3625682
- [4] Tuomas Haarnoja, Aurick Zhou, Pieter Abbeel, and Sergey Levine. 2018. Soft Actor-Critic: Off-Policy Maximum Entropy Deep Reinforcement Learning with a Stochastic Actor. In *Proceedings of the 35th International Conference on Machine Learning (Proceedings of Machine Learning Research, Vol. 80)*. 1861–1870.
- [5] ISO. 2005. *ISO 7730:2005 – Ergonomics of the Thermal Environment – Analytical Determination and Interpretation of Thermal Comfort Using Calculation of the PMV and PPD Indices and Local Thermal Comfort Criteria*. Technical Report. International Organization for Standardization.
- [6] George Em Karniadakis, Ioannis G. Kevrekidis, Lu Lu, Paris Perdikaris, Sifan Wang, and Liu Yang. 2021. Physics-Informed Machine Learning. *Nature Reviews Physics* 3 (2021), 422–440. doi:10.1038/s42254-021-00314-5
- [7] Antonin Raffin, Ashley Hill, Adam Gleave, Anssi Kanervisto, Maximilian Ernestus, and Noah Dormann. 2021. Stable-Baselines3: Reliable Reinforcement Learning Implementations. *Journal of Machine Learning Research* 22, 268 (2021), 1–8.
- [8] Maziar Raissi, Paris Perdikaris, and George Em Karniadakis. 2019. Physics-Informed Neural Networks: A Deep Learning Framework for Solving Forward and Inverse Problems Involving Nonlinear Partial Differential Equations. *J. Comput. Phys.* 378 (2019), 686–707. doi:10.1016/j.jcp.2018.10.045
- [9] Zekun Shi, Ruifan Zheng, Jun Zhao, Rendong Shen, Lei Gu, Yuanhao Liu, Jiahui Wu, and Guangliang Wang. 2024. Towards Various Occupants with Different Thermal Comfort Requirements: A Deep Reinforcement Learning Approach Combined with a Dynamic PMV Model for HVAC Control in Buildings. *Energy Conversion and Management* 320 (2024), 118995. doi:10.1016/j.enconman.2024.118995
- [10] Federico Tartarini and Stefano Schiavon. 2020. `pythermalcomfort`: A Python Package for Thermal Comfort Research. *SoftwareX* 12 (2020), 100578. doi:10.1016/j.softx.2020.100578
- [11] Farzad Tashtarian, Mohammad A. Salahuddin, Hossein Hassanpour, and Ana Tizpaz-Niari. 2023. A Comprehensive Survey of Deep Reinforcement Learning in Smart Buildings. *Comput. Surveys* 56, 3 (2023), 1–38. doi:10.1145/3624016
- [12] Eisuke Togashi. 2025. Reward Function Design in Reinforcement Learning for HVAC Control: A Review of Thermal Comfort and Energy Efficiency Trade-offs. *Energy and Buildings* 348 (2025), 116439. doi:10.1016/j.enbuild.2025.116439
- [13] José R. Vázquez-Canteli, Sourav Dey, Gregor Henze, and Zoltan Nagy. 2020. CityLearn: Standardizing Research in Multi-Agent Reinforcement Learning for Demand Response and Urban Energy Management. arXiv:2012.10504 [cs.LG] doi:10.48550/arXiv.2012.10504
- [14] José R. Vázquez-Canteli and Zoltan Nagy. 2019. Reinforcement Learning for Demand Response: A Review of Algorithms and Modeling Techniques. *Applied Energy* 235 (2019), 1072–1089. doi:10.1016/j.apenergy.2018.11.002
- [15] Tianzhen Wei, Yanzhi Wang, and Qi Zhu. 2017. Deep Reinforcement Learning for Building HVAC Control. In *Proceedings of the 54th Annual Design Automation Conference*. 1–6. doi:10.1145/3061639.3062224
- [16] Wenhao Yu, Nimrod Gileadi, Chuyuan Fu, Sean Kirmani, Kuang-Huei Lee, Montse Gonzalez Arenas, Hao-Tien Lewis Chiang, Tom Erez, Leonard Hasenclever, Jan Humplik, Brian Ichter, Ted Xiao, Peng Xu, Andy Zeng, Tingnan Zhang, Nicolas Heess, Dorsa Sadigh, Jie Tan, Yuval Tassa, and Fei Xia. 2023. Language to Rewards for Robotic Skill Synthesis. arXiv:2306.08647 [cs.RO] doi:10.48550/arXiv.2306.08647