

Cybersecurity AI (CAI) Dataset

Víctor Mayoral-Vilches^{1,†}

¹Alias Robotics, Vitoria-Gasteiz, Álava, Spain

We present **CAI Dataset**, a fourteen-month corpus of cybersecurity LLM trajectories collected through the open-source **CAI** [1] agent framework, built in response to PentestGPT’s finding [2] that expert operator trajectories, not base-model capability, are the bottleneck for cybersecurity LLM performance. **CAI Dataset** aggregates 230,935 session logs and 26,027,742 user prompts from 16,768 source IPs across 123 countries, exercising 4,187 unique LLM identifiers against 23,147 target domains over 18.07 TB of durable storage. The mix is hands-on (36.4% offensive, 20.1% attacker-intent, 27.5% business / integration, 4.4% defensive), making **CAI Dataset**, to the best of our knowledge, the largest described corpus of LLM-driven hacker trajectories. It is released to partner organisations and selected customers as an audience-size series (**CAI Dataset**₁₀, **CAI Dataset**_{1k}, **CAI Dataset**_{200k}). Read longitudinally, the corpus is a record of cybersecurity itself turning automated: operators routinely paste live credentials, production hostnames and bearer tokens into prompts knowing their inputs are logged, a trade-off they accept to stay competitive. Aggregated across the industry, this concentrates a substantial fraction of the world’s offensive and defensive operator context inside a handful of frontier-model API providers, a single failure surface whose breach or politically motivated repurposing could cascade into nation- and enterprise-scale disruption. The only configuration that preserves both the productivity advantage and operator-side confidentiality is an on-premise, privately-hosted cybersecurity-specialised LLM served inside the operator’s trust boundary, which **CAI Dataset** is shaped to make practical.

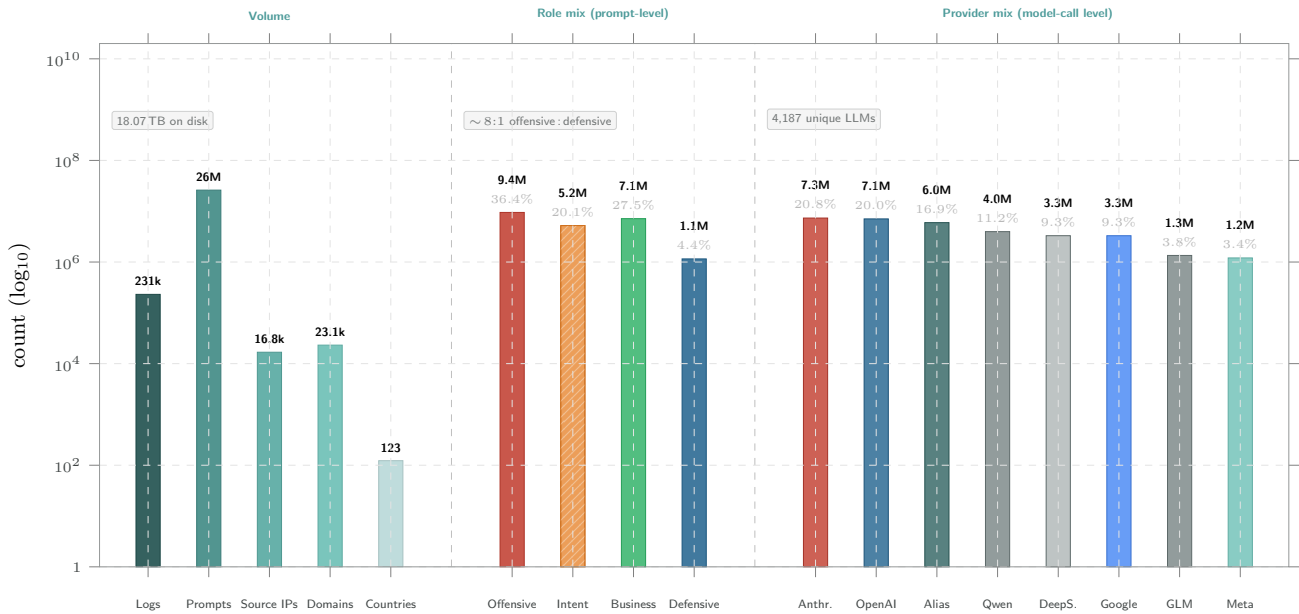


Figure 1: CAI Dataset at a glance: fourteen months of cybersecurity LLM trajectories collected through the **CAI** framework, on a log scale. **Left cluster (volume):** 230,935 session logs, 26,027,742 user prompts, 16,768 source IPs, 123 countries, across 428 days, with 23,147 unique target domains observed in URL references. **Middle cluster (role mix):** per-prompt heuristic classification; offensive and intent categories overlap by construction (Section 3). **Right cluster (provider mix):** model invocations grouped by issuing provider after normalizing route prefixes; eight providers each exercise more than 1 M calls. The corpus occupies 18.07 TB of durable storage.

1 Introduction

Cybersecurity is a domain in which Large Language Models (LLMs) have moved from demonstrations to daily practice. Penetration testers, blue teams, and capture-the-flag (CTF) competitors now rely on LLM-driven harnesses to enumerate hosts, draft exploits, triage alerts, and write defensive playbooks. The harness, not the foundation model, has

become the production unit, and the harness produces a trace of every step it takes. Those traces, taken together, encode how human operators actually use general-purpose LLMs to do security work in the wild.

Supervised fine-tuning (SFT) of a cybersecurity-specialised LLM benefits from three properties of the training corpus, each grounded in the post-training literature: *scale* — production-grade open SFT releases retain 10^5 to 10^7 records after quality filtering (TULU 3 at

[†]Corresponding author: victor@aliasrobotics.com

939k [3], OpenHermes-2.5 at $\sim 1M$ [4], Magpie-Pro-Filtered at 300k [5], the Llama-Nemotron mixture at $\sim 40M$ [6]; *distributional fidelity* — matched-scale head-to-head comparisons show the source distribution matters more than headline size [7], and synthesised cybersecurity instruction sets exhibit a documented safety/performance trade-off relative to real-operator data ($0.95 \rightarrow 0.15$ prompt-injection robustness on Llama-3.1-8B after SFT on a 54,928-pair synthetic mix [8]); and *tool-grounded multi-turn structure* — unifying thirteen agent-trajectory corpora into a single tool-call schema yields a +20pp average gain over single-source SFT across coding, web, research and agentic-tool-use evaluations [9], and pentest-specific work confirms the effect for cyber workflows [10]. Public cybersecurity datasets to date satisfy at most two of these properties at once. Knowledge-style benchmarks such as CyberMetric [11] or SecQA [12] test factual recall but do not reflect operator behaviour; offensive instruction sets such as CySecBench [13] cover individual prompts but lack trajectory context and tool outputs; vulnerability-research corpora derived from CVE/MITRE feeds [14] cover schema rather than reasoning. None of these capture the iterative, tool-augmented, multi-host trajectories that an actual operator produces inside a shell loop.

We present **CAI Dataset**, a corpus engineered as the explicit goal of a multi-year programme. The motivating observation was published in PentestGPT [2]: LLM performance on real penetration-testing workflows is bottlenecked by the absence of expert operator trajectories, not by base-model capability. The follow-on agent framework **CAI** [1] was architected from the start as a data collector first and a user-facing CLI second. Over fourteen months (2025-03-22 to 2026-05-25, 428 days), it captured 230,935 session logs and 26,027,742 user prompts from 16,768 distinct source IPs, totalling 18.07 TB of durable storage. The resulting signal is operational: nation-state exercises, bank assessments, public and private penetration tests, flag-driven lab work, authenticated API and bug-bounty hunting, mobile and reverse-engineering sessions, robotics / IoT targets, continuation prompts that resume prior work, and failed as well as successful tool steps. **CAI Dataset** therefore supports both SFT on cybersecurity language and studies of how operators choose models, tools and infrastructure on realistic security tasks.

This matters because the newest cyber-capable frontier systems are increasingly being deployed through gated access and opaque post-training, often with RL-style optimisation, rather than open, reusable cybersecurity SFT mixtures. OpenAI describes GPT-5.5-Cyber as a limited-preview, more permissive access mode for authorized defensive workflows, while noting that the initial cyber-permissive preview is primarily about access behavior rather than uniformly higher cyber-evaluation performance [15]. RL can elicit powerful reasoning without human-written traces, as DeepSeek-RL-Zero demonstrated, but the same paper reports readability, language-mixing and broader-task limitations that required a multi-stage pipeline with rejection sampling, supervised fine-tuning and RL [16]. Cybersecurity needs that supervised layer: it supplies the distribution of real goals, tools, artifacts, failures, safety boundaries and operator corrections that

a reward function alone does not specify. Gated and remote-only access is also operationally incompatible with a significant fraction of real cybersecurity work, which runs inside classified, air-gapped or contractually network-isolated environments: private on-prem models therefore remain a load-bearing blueprint for future cybersecurity operations, and they can only be trained on a corpus that captures the operator distribution **CAI Dataset** sets out to provide.

Contribution. **CAI Dataset** is, to the best of our knowledge, the largest described corpus of LLM-driven cybersecurity trajectories: 230,935 session logs, 26,027,742 user prompts, 16,768 source IPs across 123 countries, 4,187 unique LLM identifiers, 428 days, 18.07 TB of durable storage, and 683,606 URL references against 23,147 unique target domains. Section 2 positions **CAI Dataset** against prior cybersecurity training data; Section 3 describes the collection pipeline, schema, redaction policy and aggregate statistics; Section 4 sketches downstream uses; Section 5 covers limitations, dual-use considerations and the partner / customer access policy.

2 Related Work

We position **CAI Dataset** against four active strands of prior work: cybersecurity-specific corpora and benchmarks, cybersecurity-specialised foundation models, the open generic-SFT corpus lineage that defines current best practice, and agent-trajectory SFT (the closest methodological precedent for our format).

2.1 Cybersecurity-specific corpora and benchmarks

Public cybersecurity datasets for LLMs cluster into three subfamilies. Knowledge benchmarks (CyberMetric [11], SecQA [12], CTIBench [17]) probe factual recall against standards, CVEs and threat-intelligence taxonomies; they are useful for evaluation but provide no operator behaviour, no tool outputs and no multi-turn structure suitable for SFT. Instruction-prompt collections (CySecBench [13], CyberLLMInstruct [8], Heimdall [18]) ship roughly 10^4 single-shot prompts targeted at safety alignment or defensive instruction tuning, with the recent CyberLLMInstruct release (54,928 pseudo-malicious instruction-response pairs) documenting an explicit safety/performance trade-off that any cybersecurity SFT effort has to address. Benchmark frameworks such as Cybench [19], D-CIPHER [20] and CTFTiny / CTFJudge [21] build multi-agent evaluation environments for CTF-style challenges, often using LLM-as-judge scoring; they ship evaluation artifacts rather than training trajectories. SecKnowledge / CyberPal.AI [22] is the closest analog in scope: a synthetic instruction-tuning corpus derived from curated cybersecurity seeds. **CAI Dataset** differs from all of these in three dimensions: it is trajectory-level rather than prompt-level, it is collected from real operator behaviour rather than synthesised, and it is two-to-four orders of magnitude larger.

2.2 Cybersecurity-specialised foundation models

The cybersecurity-specialised model space splits across three emergent recipes; we discuss each by representative published model.

Recipe 1: large-scale continued pretraining.

Foundation-Sec-8B [23, 24] continues a Llama-3.1-8B base on ~ 5.1 B curated cybersecurity tokens through a four-stage pipeline (web crawl, relevancy filter, MinHash deduplication, quality filter), and matches Llama-3.1-70B and GPT-4o-mini on cyber-specific tasks. Trend Micro’s Llama-Primus-Base [25] reports a +15.88pp aggregated-benchmark gain over the same Llama-3.1-8B-Instruct base after continued pretraining on Primus-Seed plus Primus-FineWeb. On the encoder side, SecureBERT 2.0 [26] pretrains a ModernBERT backbone on 13 B text tokens plus 53 M code tokens of cybersecurity content and posts SOTA on cybersec NER, semantic search and vulnerability detection; CySecBERT [27] is the earlier BERT-base ancestor over 4.3 M cybersec documents. The resource-efficient counterpoint is Salahuddin et al. [28], who push a Llama-3.3-70B-Instruct base to SOTA on CTI-MCQ (0.718), CyberMetric (0.933) and SecEval (0.864) using only a curated 126-million-word corpus, outperforming larger specialised models trained on roughly 20 \times more data. SecureFalcon [29] demonstrates that the same recipe distills into 44–121 M-parameter classifiers (94% binary / 92% multi-class on FormAI), useful at the edge but not as a general assistant.

Recipe 2: instruction / preference domain adaptation.

CyberPal.AI v1 [22] SFTs on the SecKnowledge expert-driven instruction set and reports up to +24pp average over baselines on SecKnowledge-Eval. CyberPal-2.0 [30] scales this to a 4B–20B family with CoT and grounded evidence in SecKnowledge 2.0, with its 20B variant beating GPT-4o, o1 and o3-mini on CTI weakness-mapping. Lily-Cybersecurity-7B [31] is the Mistral-7B SFT on a 22k hand-crafted cybersec QA pair set, ZySec-7B [32] is a DPO-tuned Zephyr-7B over a 30+ cybersec domain preferences set (CIS, FedRAMP, PCI DSS, ATT&CK), and WhiteRabbitNeo / DeepHat [33, 34] is the reference uncensored offensive-security line with successive Llama-2-13B/33B and Qwen2.5-Coder-7B bases. SEvenLLM [35] is the bilingual instruction-tuned analog targeted at incident analysis. Productized analogs include Google’s SecLM and Sec-Gemini v1 [36], integrating Mandiant and VirusTotal grounding with multi-step reasoning.

Recipe 3: RL / reasoning distillation.

The 2025–2026 wave is dominated by RL-trained and reasoning-distilled cybersec agents. Pentest-R1 [10] reaches 24.2% on AutoPenBench and 15.0% on Cybench through SFT plus two GRPO stages over the data shape discussed in detail in §2.4. Cyber-Zero [37] synthesises agent trajectories from CTF writeups via persona-driven LLM simulation and trains the resulting model to +13.1pp absolute over baselines on InterCode-CTF, NYU-CTF and Cybench; CTF-Dojo [38] is the executable-environment follow-up. xOffense

[39] reports 79.17% sub-task completion on AutoPenBench plus AI-Pentest-Benchmark by SFT on Qwen3-32B with a multi-agent shell-tool framework; the Random-Crypto GRPO line [40] lifts Llama-3.1-8B from 0.35 to 0.88 Pass@8 on cryptographic CTFs. PrivEsc-LLM [41] post-trains a 4B local model in two stages on procedurally generated Linux privilege-escalation environments (SFT on 1,000 traces, then RLVR), reaching 95.8% success on a held-out 12-scenario benchmark within 20 interaction rounds, within 1.7pp of Claude Opus 4.6 at the same budget. At the smaller-agent end, Hackphyr [42] reaches 94% win-rate in simple Net-SecGame scenarios, and the reasoning variants Foundation-Sec-8B-Reasoning [43] and Llama-Primus-Reasoning [25] apply DeepSeek-R1-style reasoning distillation directly to a cybersec base. Huang [44] sits across recipes 2 and 3, comparing SFT vs. LoRA vs. QLoRA on cybersecurity tasks; Yu et al. [45] builds a small cybersec-expert LM via multi-source corpus plus CTI-Bench chain-of-thought distillation.

Where CAI Dataset fits.

Continued-pretraining corpora describe *what* cybersecurity texts look like; instruction / preference sets describe *which* curated cybersec questions a model should answer; RL pipelines optimise against narrow verifiable reward surfaces (flag capture, exploit success). None of the three recipes by itself supplies the empirical distribution of *what operators actually do* with LLMs over multi-step tool-augmented engagements: the triage, failed commands, tool-output interpretation, patch validation, scope-boundary discussion, benign business context and operator repair that appear in real sessions. The current frontier trend exposes the same gap from the opposite direction. GPT-5.5-Cyber shows that gated, post-trained or access-tuned frontier models can become highly capable at vulnerability discovery and authorized security workflows [15], but such releases do not by themselves create a reusable public distribution of cybersecurity behaviour, and Foundation-Sec explicitly reports that the scarcity of specialised cybersecurity training data limits adoption [23]. CyberLLMInstruct also shows that cybersecurity fine-tuning changes both capability and safety, requiring explicit mitigation rather than reward-only optimism [8]. A dataset at **CAI Dataset** scale supplies the missing substrate underneath all three recipes: continued-pretraining mixes can ingest the operator-prose subset, instruction tuning can be re-weighted by the role-mix and target-indicator metadata, and reasoning / RL pipelines can use the trajectory bodies as both expert demonstration and reward grounding.

2.3 Open SFT corpora and post-training mixtures

The reference open generalist SFT release is TÛLU 3 [3], whose SFT mix retains 939,000 records after a four-axis GPT-4o LLM-as-judge cascade (helpfulness, instruction-following, honesty, truthfulness) and is followed by DPO and RLVR stages. OpenHermes-2.5 [4] ships 1,001,551 multi-source conversations; SmolTalk [46] ships approximately 1.1 M records targeted at small-LM training. A direct head-to-head comparison [7] shows that the two corpora yield measurably different students under matched training. Magpie [5]

demonstrates that 4 million self-synthesised instructions filtered to 300,000 by quality and difficulty can match much larger mixes. NVIDIA’s Llama-Nemotron [47] consolidates a five-stage recipe (NAS, recovery pretrain, SFT, RL, RLHF) and publicly releases its 40 M+-sample post-training mixture [6]; the mix is currently the largest open post-training corpus and explicitly trains the model to switch between reasoning and reasoning-off modes. Hermes 3 [48] consolidated the ChatML format with Nous-style `<tool_call>` XML envelopes for tool-augmented agentic SFT, and the Qwen3 post-training release [49] adopts the same convention as its default tool-call template. The NVIDIA Front-Loading-Reasoning study [50] provides additional evidence that reasoning data in pretraining stabilises subsequent SFT and reduces catastrophic forgetting, a finding directly relevant to any **CAI Dataset**-driven SFT pipeline.

Table 1 places the training datasets referenced across this Related Work section on a single scale axis alongside **CAI Dataset**. Pure evaluation benchmarks (SecQA, Cybench, CTIBench, CyberMetric, CySecBench, SWE-bench) are discussed in the prose above but excluded from the table: they ship task descriptors for evaluation rather than trajectories or instructions for training, and folding them into a training-dataset comparison would conflate two different artefact classes. Among cybersecurity training datasets, **CAI Dataset** is approximately $65\times$ larger than the next-largest entry (SecKnowledge, $\sim 400k$) and three-to-four orders of magnitude larger than the cybersecurity-agent SFT corpora (CTF-Dojo, PrivEsc-LLM, Pentest-R1, Cyber-Zero). The agent-trajectory rows (ToolACE, ToolMind, ADP) are the closest methodological comparators by record *shape* (tool-augmented multi-turn) but are one-to-three orders of magnitude smaller than **CAI Dataset** measured in user-prompt-equivalents.

2.4 Agent-trajectory SFT and tool-use corpora

The closest methodological precedent for **CAI Dataset** is the recent body of work on agent-trajectory SFT. SWE-bench [56] established the trajectory-corpus paradigm for software engineering. ToolACE [51] introduced a large-scale synthetic function-calling SFT dataset that explicitly trains for format diversity (every tool call is rendered as JSON, YAML, XML or Markdown over a 26,507-API pool); its Llama-3.1-8B-Instruct fine-tune (ToolACE-8B) is a standard tool-use baseline. ToolACE-R [57] extends this with iterative refinement and reports cross-template generalisation on BFCL and API-Bank. ToolMind [52] pushes the same direction to multi-turn reasoning-enhanced tool-use trajectories. The Agent Data Protocol (ADP) [9] is the landmark on agent-trajectory standardisation: it unifies thirteen heterogeneous trajectory corpora into one record schema (Action union of API-, Code- and Message-actions; Observation union of Text and Web), reports gains of roughly +20pp average over single-source SFT (e.g. SWE-Bench 7B from 0.4% to 20.2%, AgentBench-OS from 3.5% to 27.1%) and provides the converter pipeline that re-renders ADP records into the target tokenizer’s chat template. CodeAct [58] provides the orthogonal lever: collapsing heterogeneous tool calls into a single Python

Dataset	Records	Unit	Prompts (eq.)	Tools
Cybersecurity (§2.1)				
CTF-Dojo [38]	486	trajectory	$\sim 2,430^\ddagger$	yes
PrivEsc-LLM [41]	1,000	trajectory	$\sim 5,000^\ddagger$	yes
Random-Crypto [40]	5,000	task	5,000	yes
Pentest-R1 [10]	$\sim 14,000$	TCO tuple	$\sim 14,000$	yes
Heimdall [18]	$\sim 21,000$	dialogue	$\sim 21,000^\ddagger$	no
Lily-Cybersecurity [31]	22,000	QA pair	22,000	no
Cyber-Zero [37]	9,464	trajectory	$\sim 47,320^\ddagger$	yes
CyberLLMInstruct [8]	54,928	instr/resp	54,928	no
SecKnowledge [22]	$\sim 400,000$	instr/resp	$\sim 400,000$	no
CAI Dataset (this work)	230,935	trajectory	26,027,742 [‡]	yes
Agent-trajectory & tool-use (§2.4)				
ToolACE [51]	$\sim 11,000$	trajectory	$\sim 55,000^\ddagger$	yes
ToolMind [52]	$\sim 360,000$	trajectory	$\sim 1,800,000^\ddagger$	yes
ADP [9]	1,300,000	trajectory	$\sim 13,100,000^\ddagger$	yes
Open generalist SFT (§2.3)				
Magpie filtered [5]	300,000	prompt	300,000	no
DeepSeek-R1 SFT [16]	800,000	reasoning	800,000	no
TÜLU 3 SFT [3]	939,000	prompt	939,000	no
OpenHermes-2.5 [4]	1,001,551	dialogue	$\sim 1,001,551^\ddagger$	no
SmolTalk [46]	$\sim 1,100,000$	prompt	$\sim 1,100,000$	some
AM-R1-Distilled [53]	1,400,000	reasoning	1,400,000	no
Llama-Nemotron [6]	$\sim 40,000,000$	prompt	$\sim 40,000,000$	some
Crowd-sourced chat				
LMSYS-Chat-1M [54]	1,000,000	dialogue	$\sim 2,000,000^\ddagger$	no
WildChat [55]	$\sim 1,000,000$	dialogue	$\sim 2,520,000^\ddagger$	no

Table 1: Training-dataset comparison for the corpora referenced across this section, normalised to a user-prompt-equivalent axis. Pure evaluation benchmarks (SecQA [12], Cybench [19], CTIBench [17], CyberMetric [11], CySecBench [13], SWE-bench [56]) are discussed in the prose but excluded because they ship task descriptors for evaluation rather than trajectories or instructions for training. **Records:** headline release count in the dataset’s native unit. **Prompts (eq.):** approximate user-prompt-equivalents. Conversion rules: instruction/response pairs, TCO tuples and single-turn dialogues map 1:1 to a user prompt; multi-turn trajectories or dialogues are multiplied by the average per-record turn count reported in the source paper. [†] 1:1 approximation: source unit is structurally close to a single user prompt (single-turn QA dialogue, predominantly single-turn instruction record). [‡] Approximation via reported per-record turn average: LMSYS-Chat-1M $\times 2.0$ [54], WildChat $\times 2.52$ [55], ADP $\times 10.1$ [9], ToolACE / ToolMind $\times 5$ (multi-turn function-calling default in the same family). Cybersecurity-agent trajectories without a published turn average (CTF-Dojo, PrivEsc-LLM, Cyber-Zero) use the same $\times 5$ conservative default; CTF and privesc engagements are typically longer than function-calling tasks (e.g. Cyber-Zero caps trajectories at 40 paired turns and PrivEsc-LLM uses round budgets up to $R=60$), so these rows likely *understate* rather than overstate their prompt-equivalent counts. Random-Crypto reports 5,000 procedurally generated challenge specifications used for GRPO training; the row counts each challenge 1:1 to a prompt-equivalent, even though GRPO produces many rollouts per challenge during training (the actual training-trajectory count is generator-dependent and not published). For **CAI Dataset** the trajectories-to-prompts ratio is observed directly: 230,935 trajectories carry 26,027,742 user prompts, averaging ~ 113 user prompts per trajectory (an order of magnitude denser than ADP’s 10.1-turn average); we report this conservative user-prompt-equivalent figure rather than a higher agent-step count.

action space yields up to +20% success-rate over JSON tool-calling on API-Bank, decoupling skill from envelope. The PIPE study [59] is the central critical finding: across 16 environments from AgentBench and Agent-Gym, trajectory-SFT *substantially amplifies interface shortcutting*; trained agents degrade sharply under minimal interface rewrites, while non-trajectory-trained models remain largely stable.

Harness-overfit risk and mitigations for CAI Dataset. The PIPE finding is a direct caution for **CAI Dataset**

consumers: a model SFT’d naively on trajectories from a single harness can overfit to that harness’s specific tool-call syntax and degrade against any other harness. Two factors blunt this risk for the corpus we describe. First, recent collection is already multi-scaffold: Appendix A (schema versions v3 and v4) documents that the v4 line shape carries a top-level `scaffold` field, and 2025–2026 logs are produced by the CSI publishing scaffold, the **CAI CLI**, and additional harnesses routing through the same proxy. The latest data is therefore not **CAI**-specific. Second, the published mitigations are mature enough to be applied at the consumer side. Our recommended recipe, drawing on ADP [9], ToolACE / ToolACE-R [51, 57] and CodeAct [58], has three steps: (i) at conversion time, project every trajectory into an ADP-compatible abstract action record and preserve the originating `scaffold` as provenance metadata, so the literal envelope is never baked into the assistant turn; (ii) at training time, re-render each record into multiple envelopes per example with uniform sampling (OpenAI `tool_calls` JSON, Hermes-3 `<tool_call>` XML, Qwen3-Coder `<function=...>` XML, CodeAct Python) and mix in 20–30% non-cybersecurity ADP sources (SWE-Gym, CodeActInstruct, Mind2Web) to break corpus-specific priors; (iii) at evaluation time, apply PIPE-style interface rewrites on a held-out slice (alias tool names, swap envelope family, reorder kwargs) and report Interface Reliance alongside task success, with a target of < 5% delta versus the native-harness result before claiming portability. This recipe makes **CAI Dataset** a substrate for harness-portable cybersecurity models rather than a single-scaffold corpus.

Pentest-R1 and the cost of pre-decomposed formats. The closest cybersecurity-specific point in this family is Pentest-R1 [10]. Its base model is DeepSeek-R1-0528-Qwen3-8B, whose reported pre-finetune baseline is 3.0% on AutoPenBench and 7.5% on Cybench (unguided, pass@3). The full Pentest-R1 model reaches 24.2% on AutoPenBench and 15.0% on Cybench through a sequential pipeline: a Stage 1 SFT pass over \approx 14K pre-decomposed Thought-Command-Observation tuples (constructed from 500+ expert walkthroughs), then GRPO offline RL on the same tuples, then online RL in InterCode-CTF. The reported ablations are instructive about which technique contributes what. SFT alone on the TCO tuples leaves the AutoPenBench / Cybench scores at the base’s 3.0% / 7.5%, i.e. no measurable solve gain. GRPO offline-RL alone moves the model to 9.1% / 12.5%. The full pipeline (SFT + GRPO offline + GRPO online) reaches 24.2% / 15.0%. The two takeaways for a corpus-design paper: (i) SFT is not the most performant regime on this data shape, yet it is a load-bearing prerequisite: removing it from the full pipeline drops AutoPenBench from 24.2% to 9.1%, so SFT contributes +15.1pp on AutoPenBench and +2.5pp on Cybench when layered before GRPO; (ii) Pentest-R1’s records fix the schema as `{ initial_prompt, steps = [{thought, command, result}] }`, lifting the `thought` and `command` fields out of the chat body. This pre-decomposition tightly couples the data shape to one tool-call surface; modern instruction-tuned bases reward strict adherence to

the native `<tool_call>{name,arguments}</tool_call>` XML envelope, and across multi-step CTF interactions the template mismatch compounds and costs solves. **CAI Dataset** addresses both problems at the data-shape level: the released-slice body preserves the original `messages[]` list with native tool-call envelopes, so the trainer chooses the decomposition rather than inheriting one, and the corpus is roughly three-to-four orders of magnitude larger across logs and prompts than the Pentest-R1 walkthrough set.

3 Dataset

3.1 Collection and schema

CAI [1] is the first open-source agent framework for cybersecurity automation, distributed both as a framework and as a CLI agent with telemetry as a first-class subsystem of the scaffold. Every session emits a per-session JSONL log capturing model request, model response, tool call, tool output and assistant message, and ships it to our servers; the disclosure and opt-out are documented in the project README. Telemetry is enabled by default because the bottleneck identified in PentestGPT [2] is the absence of expert operator trajectories. The collection model is behavioural: we record what real operators do with their own prompts on their own targets. No prompt is injected, no synthetic data is generated. Trajectories collected through 2025–2026 span multiple scaffold generations rather than a single harness (Appendix A).

CAI is distributed free of charge to researchers; in lieu of payment for research use, we ask the research community to contribute usage data that helps identify areas for improvement, understand how the framework is being used in practice, and prioritise new features. That contribution is precisely what makes **CAI Dataset** possible, and the corpus is, in turn, fed back into the same community as detection-accuracy improvements, published findings and the dataset slices defined later in this section. **CAI** is additionally an output of an EU-funded research programme; use of the framework is correspondingly framed as a contribution to that public-research endeavour, which is a second load-bearing argument for the default-on collection model alongside the technical scarcity of expert operator trajectories. The legal basis for the data collection itself is documented in Section 5.3.

A session log is one JSONL file whose lines are an ordered stream of records: `session_start` envelopes, user and assistant messages, and full upstream chat-completion request/response pairs carrying the request model, the `messages` array, and the provider response. Tool results and subsequent user messages remain in the same file, preserving the act–observe–revise loop. The corpus spans four on-disk schema versions, enumerated in Appendix A.

Release slices. Slices follow an audience-size shorthand and are intended as a continuous series: **CAI Dataset**₁₀, **CAI Dataset**_k, and **CAI Dataset**_{200k}. Further **CAI Dataset**_N slices at higher record counts may follow as more data accumulates. Access is restricted to partner organisations and customers. The redaction recipe applied at the consumer

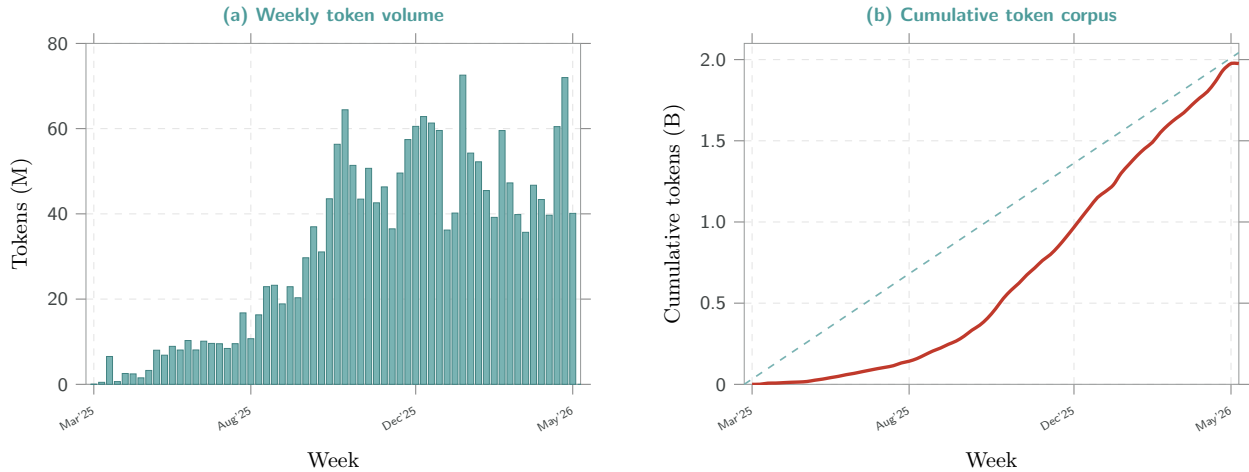


Figure 2: Corpus growth over the 14-month collection window aggregated to weekly buckets. (a) Weekly token volume; (b) cumulative volume with a dashed straight-line reference between the first and the last week. Token values are a growth-shape proxy from 224,763 scanned files (partial (97.3% of files)); headline scale claims use the observed log, prompt and storage counts.

side is documented in Section 3.7 alongside the empirical leak-surface measurements that motivate it.

3.2 Volume and growth

At the time of writing, the corpus comprises 230,935 session logs and 26,027,742 user prompts produced over 428 days (2025-03-22 to 2026-05-25), totalling 18.07 TB of durable storage. One session corresponds to one JSONL log; the corpus is a collection of 230,935 trajectories rather than a single concatenated stream, so downstream consumers can iterate, shard or sample at the session boundary. 16,768 distinct source IPs exercise 4,187 unique LLM identifiers. Prompt length is heavy-tailed (measured in characters throughout): mean 625.4, median 75, standard deviation 41,252.2; the longest prompt observed is 180,626,398 characters (a single bulk-paste of multi-stage planning context). The order-of-magnitude gap between the median and the mean is the operator-workflow signature: most prompts are short shell-loop directives, but a long tail of planning briefs and continuation contexts drives the mean up.

Growth rate and retraining cadence. Over the collection window, the corpus has accumulated at an average rate of roughly 540 session logs and 60k user prompts per day, with Figure 2 confirming a near-linear cumulative trajectory and a sustained weekly cadence. At that rate a daily increment represents $\sim 0.23\%$ of the current corpus, a weekly increment $\sim 1.6\%$, and a monthly increment $\sim 6.9\%$. For an SFT pipeline consuming **CAI Dataset** as a rolling training corpus, this suggests *weekly* retraining as the natural cadence (the new-data delta crosses one percent, large enough for measurable distributional shift), with daily checkpoints reserved for online-learning or rapid-feedback settings and monthly retraining sufficient when consumers prioritise stability over freshness. Figure 3 additionally separates the publisher’s team contribution from the community contribution and shows the community curve dominating the team curve by approximately $24\times$ in log

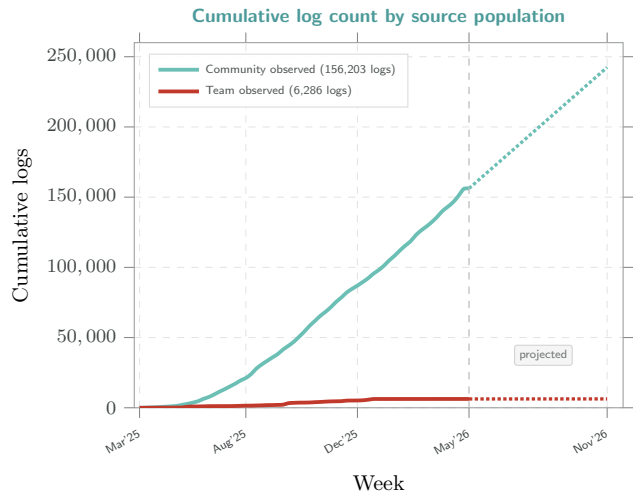


Figure 3: Cumulative log count by source population, with a six-month linear projection (dotted) fitted on the last 10 weeks of observed data. “Team” refers to the publisher’s internal contributors; “Community” is the union of all externally-attributable named-user sessions. Community dominates team by approximately $24\times$ (156,203 versus 6,286); the projection extends community to $\sim 242k$ logs and team to a near-flat $\sim 6.3k$ logs at week 89 (Nov 2026). The two observed curves sum to 162,489 logs and do not match the corpus headline of 230,935 session logs: the remaining $\sim 68k$ logs run under root or unidentified filename-usernames (typically internal lab containers, CI runners, automated harnesses and pristine VMs) and are excluded from the named-user attribution rather than redistributed across the two curves.

count among the 162,489 named-user sessions, with a six-month dotted projection extending community to $\sim 242k$ logs while the team curve stays flat (the residual $\sim 68k$ root/unidentified-username sessions are not redistributed across the two curves; see the figure caption).

Prompt-length evolution. Beyond corpus size, the *shape* of individual prompts has shifted as automation needs and

scaffold sophistication have grown. Two trends in the wider literature predict longer prompts over time: agentic frameworks have shifted operator workflow from single-line shell-loop directives to multi-step planning briefs with embedded context [9, 58], and crowd-sourced LLM corpora exhibit a measurable growth in mean user-prompt length as users habituate to the model [55]. **CAI Dataset** reproduces both trends: Figure 4 plots the weekly mean prompt length across the collection window and shows the mean drift from ~ 150 characters in the v1/v2 **CAI** CLI era (Mar–Aug 2025) to a 400–1,300-character range during the v3/v4 CSI publishing-scaffold era (Sep 2025 onward). Fitting a linear trend on the last 12 weeks gives a slope of ~ 5 characters of mean length added per week; extending that trend dottedly six months forward projects a weekly mean of ~ 780 characters by November 2026, which would put **CAI Dataset** prompts in the same order of magnitude as the average WildChat prompt (295 tokens at the user side [55]). The variance is high week-to-week, dominated by occasional bulk-paste sessions, but the floor (median, not shown) has stayed in the 50–140-character band across the entire window, confirming that the upward drift is in the tail rather than the body of the distribution.

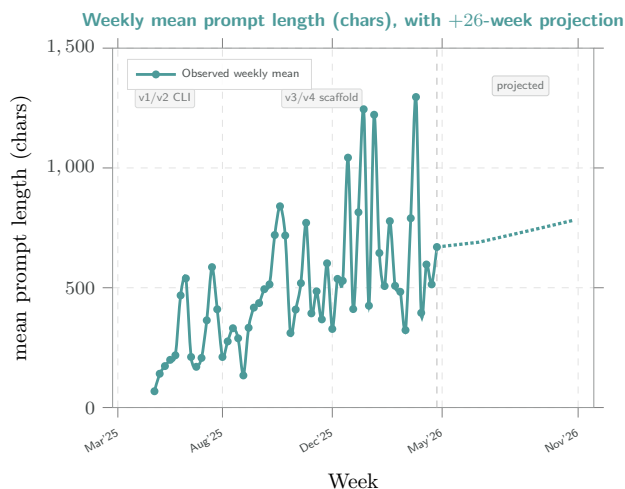


Figure 4: Weekly mean user-prompt length (characters) over the 14-month collection window, with a six-month linear projection (dotted) fitted on the last 12 weeks of observed data. The early-window floor near 70 chars reflects v1/v2 **CAI** CLI shell-loop prompts; the late-window range of 400–1,300 chars is dominated by v3/v4 CSI-scaffold sessions whose users routinely append multi-step engagement context, ntlmrelayx pivot state and tmux-resumption briefs. The projection extends the last-12-week slope (~ 5 chars/week) to week 88 (\sim Nov 2026); the variance is high week-to-week and the projection should be read as a trend line rather than a point forecast.

3.3 Roles, tools and attack categories

Each prompt is classified with four heuristic predicates. The distribution: 36.4% match offensive patterns (9,469,362), 20.1% show explicit attacker intent (5,220,028), 27.5% carry business or integration value (7,144,999), 4.4% are defensive (1,152,054); the four categories overlap by construction. Figure 5 shows the breakdown. The top-tool mix is

dominated by network-level tools (`nc`, `nmap`, `curl`) and web-application scanners (`nikto`, `burp`); reconnaissance and exploitation dominate the MITRE-aligned attack-category distribution (Table 2). Table 3 reports corpus-level evidence for verifiable CTF goals, multi-turn continuation, production API / bug-bounty traffic, mobile and reverse-engineering work, robotics / IoT targets, and network-origin intelligence; the three largest business-value categories are AI/ML: 2,130,065; API integration: 1,917,492; Data management: 1,620,997.

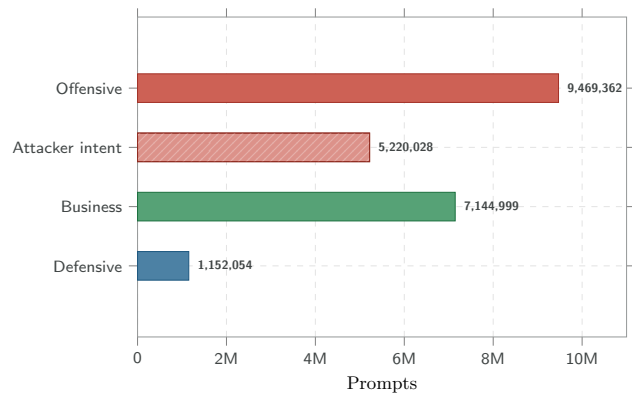


Figure 5: Role classification of user prompts. Offensive and attacker-intent prompts together cover the majority of the corpus; the hatched fill on *attacker intent* marks its overlap with offensive.

3.4 Temporal and geographic distribution

Activity concentrates in the European working day (13:00–16:00 UTC) with a midweek peak (Figure 6); off-hours activity is non-trivial. The geographic footprint spans 123 countries (Figure 7, Table 4). Europe accounts for the largest share of distinct contributors (85.7% after centroid removal), with secondary clusters in Asia (7.4%, dominated by India, China, Vietnam, Singapore, Japan) and North America (4.2%). A 11.4% share of source IPs (1,838) belong to public clouds and hosting providers, reflecting use from ephemeral cloud workstations, CI runners and remote attack platforms; the majority 37.8% come from residential or business ISPs, more representative of human-in-the-loop CTF and bug-bounty work. This split is relevant for SFT downstream: cloud-hosted trajectories are more likely scripted multi-target reconnaissance, residential ones trend interactive against a small number of targets.

3.5 Model mix

The corpus exercises **4,187 distinct model identifiers**, one of the broadest model-coverage signals in any LLM trajectory corpus we are aware of, and reflecting operators routinely A/B-testing models on the same task. Identifiers collapse onto far fewer canonical models when route-prefixes, region tags, vendor proxies and quantization suffixes are normalised. Table 6 reports the top canonical models within each provider; Table 5 isolates high-velocity frontier-era identifiers as they appear in the logs, including GPT-5.5, Claude Opus 4-7 and Gemini 3.1 namespaces. We treat these as corpus-observed

Security tool	Mentions
nc	6,954,169
nmap	1,691,235
curl	738,295
nikto	230,989
burp	203,149
sqlmap	160,285
gobuster	144,055
metasploit	99,997

(a) Top eight security tools mentioned. The next seven entries (dirb, shodan, hydra, subfinder, wpscan, netcat, john) each sit below 100k mentions.

Attack category	Prompts	Share
Exploitation	2,371,861	45.4%
Reconnaissance	1,851,712	35.5%
General attack	349,737	6.7%
Data exfiltration	286,515	5.5%
Web attacks	201,851	3.9%
Privilege escalation	100,520	1.9%
Persistence	45,091	0.9%
Social engineering	12,741	0.2%

(b) Attack-category distribution among offensive-intent prompts.

Table 2: Tool and attack-pattern breakdowns.

Signal	Top markers in the corpus		Why it matters
Verifiable lab outcomes	flag	20.8 M	Outcome-bearing raw material for verified_outcome extraction, DPO pairs and RLVR rewards.
	"CTF challenge"	2.7 M	
Act-observe-revise continuity	"continue working"	2.6 M	Captures iterative repair, not just isolated instructions; this is the behaviour needed for tool-use and failure-recovery training.
	"based on previous"	2.5 M	
	error	2.4 M	
	success	544 k	
Production API & bug-bounty traffic	api	4.3 M	Authenticated HTTP traffic, headers and endpoint paths make the redaction layer central rather than cosmetic.
	endpoint	3.1 M	
	"bug bounty"	504 k	
	authorization	495 k	
Mobile & reverse-engineering work	reversing	1.7 M	Task mix includes APK analysis, dynamic loading, SSL pinning and malware-style reversing, not only web scanning.
	mobile	654 k	
	Android	361 k	
	APK	201 k	
Robotics / IoT & embedded targets	robot	406 k	A smaller but distinctive slice covering physical-device and embedded security workflows that generic cyber corpora rarely expose.
	IoT	69 k	
	Roomba	3 k	
Network-origin intelligence	Tor-exit IPs	59	Logs support passive studies of operator infrastructure under aggregate-only release; no raw IP disclosure.
	VPN IPs	7	
	Suspicious IPs	59	

Table 3: Operational-realism signals. Each row lists the top keyword / phrase markers with their corpus-wide mention counts (right-aligned per row, bold) and a brief note on the SFT-pipeline value. The marker counts are aggregate occurrence counters across all user prompts, not de-duplicated trajectories.

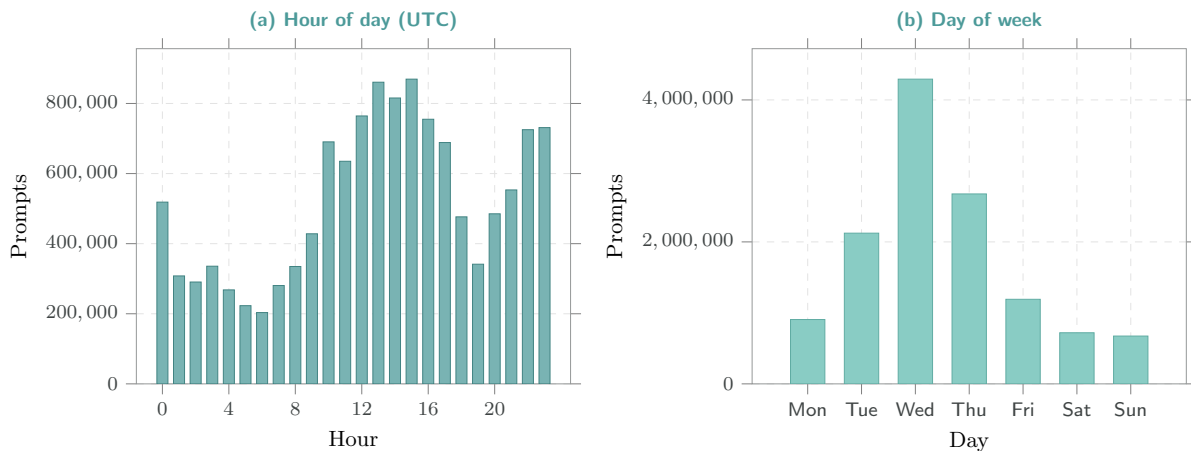


Figure 6: Temporal distribution of user prompts. (a) Hourly activity (UTC); (b) weekday activity.

identifiers rather than a provider release chronology, because router aliases, preview labels and internal deployment names can move faster than public release pages. The long tail beyond the top-table entries spans community quantizations, local Ollama variants, ephemeral provider routes, and per-

experiment fine-tunes (qwen3-8b-grpo/pentestr1/online1 variants, alias1-fp16/int4 variants, etc.).

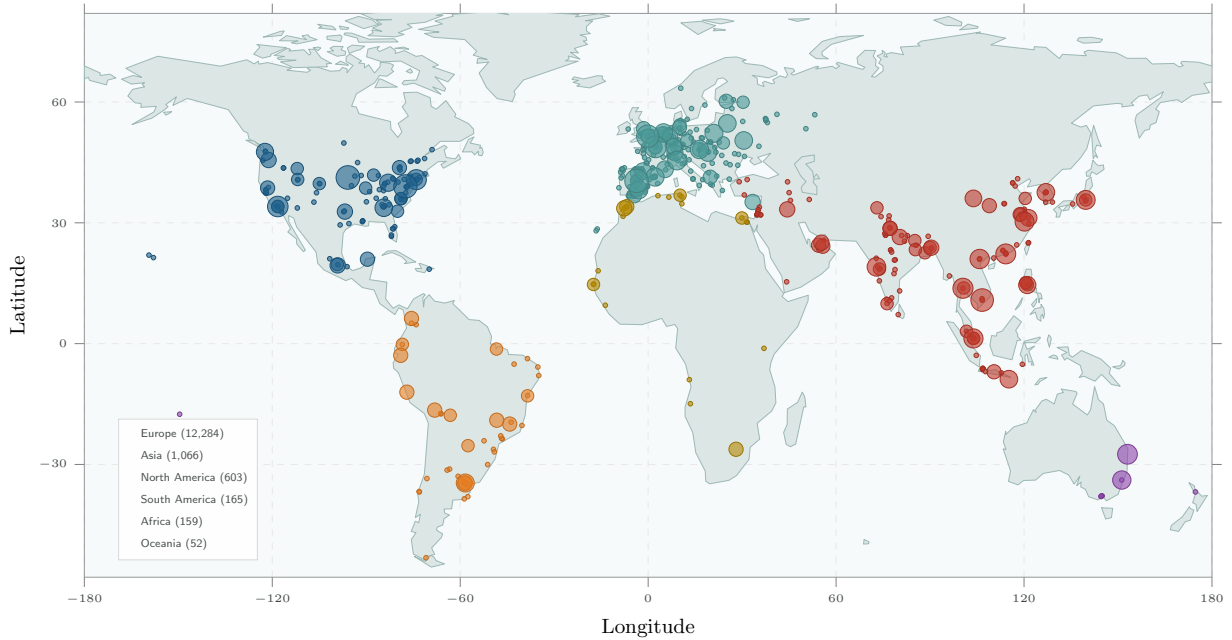


Figure 7: CAI Dataset contributor map. Each bubble is one distinct coordinate cluster rounded to 2-decimal precision; bubble area is logarithmic in the number of distinct IPs at that point; colour encodes the inferred continent. The 12,730-IP Vitoria-Gasteiz centroid artifact is excluded (Section 5.1); the remaining 1719 buckets reflect the genuine geographic spread. Land silhouettes from Natural Earth 1:110m coastlines [60].

Continent	IPs	Share
Europe	12,284	85.7%
Asia	1,066	7.4%
North America	603	4.2%
South America	165	1.2%
Africa	159	1.1%
Oceania	52	0.4%
Total attributed	14,329	100%
Hosting / cloud	1,838	11.4%
Residential / ISP	6,116	37.8%
Other / unknown	8,232	50.9%

Table 4: Geographic and provider breakdown. The continent rows attribute every IP whose country resolved to a known geography; the total of 14,329 represents the geographically-attributable subset of the 16,768 distinct source IPs reported in Section 3.2 (the remaining $\sim 2.4k$ IPs fall to junk geo strings, unmapped countries, or IPv6 ranges the geolocation provider does not resolve). The hosting / ISP / other partition is a heuristic match of organisation names against a published keyword list.

3.6 URL / target footprint

The corpus references 683,606 URLs against 23,147 unique domains. Appendix B (Table 8) groups the domains by sector using a keyword-rule classifier that prioritises high-confidence regex matches (private RFC1918 ranges, TLDs such as .gov, well-known platforms) before falling back to the *Other / corporate* catch-all. The corpus is not synthetic-CTF-only: the CTF / training-platform row covers only $\sim 0.7\%$ of classified URL hits, while internal-lab RFC1918 targets and real-world production sectors (banking, telecom, government, cloud) together dominate the URL footprint.

Provider	Model identifier	Identifier family	Calls
OpenAI	gpt-5.4	GPT-5.x namespace	382,224
	gpt-5.5 (Spud)	GPT-5.x preview alias	94,794
Anthropic	claude-opus-4-6	Opus 4.x namespace	127,396
	claude-opus-4-7	Opus 4.x namespace	135,389
	claude-sonnet-4-6	Sonnet 4.x namespace	156,228
Google	gemini-3-pro-preview	Gemini 3 preview	96,533
	gemini-3.1-pro-preview	Gemini 3.1 preview	331,361
	gemini-3-flash-preview	Gemini 3 preview	135,195
DeepSeek	deepseek-v4-flash	V4 namespace	169,934
	deepseek-v4-pro	V4 namespace	21,196
Alibaba	qwen3.6-35b	Qwen3.6 namespace	130,426
	qwen3.6-plus	Qwen3.6 namespace	40,620
	qwen3.7-max	Qwen3.7 namespace	3,100
Z.ai	glm-5	GLM-5 namespace	249,513
	glm-5.1	GLM-5 namespace	115,588
	glm-5-turbo	GLM-5 namespace	5,636
MoonshotAI	kimi-k2.5	Kimi K2.x namespace	49,454
	kimi-k2.6	Kimi K2.x namespace	12,371
MiniMax	minimax-m2.5	MiniMax M2.x namespace	159,951
	minimax-m2.7	MiniMax M2.x namespace	36,312
Mistral	mistral-medium-3.5	Medium 3.x namespace	1,206
xAI	grok-4.1-fast	Grok 4.x namespace	8,713
	grok-4.20-reasoning	Grok 4.x namespace	2,811
	grok-4.3	Grok 4.x namespace	537
NVIDIA	nemotron-3-super-120b-a12b	Nemotron 3 namespace	67,647
	nemotron-3-nano-omni	Nemotron 3 namespace	44,779

Table 5: Frontier-era model identifiers observed in CAI Dataset logs. The table reports corpus-observed identifiers and invocation counts, not external release-history claims; provider aliases, preview labels and router names can change independently of public release chronology. Shaded rows mark identifiers highlighted in the compact 2026 snapshot. Pre-2026 baseline models are reflected in Table 6.

Banking / fintech spans 401 distinct domains across money-transfer platforms, regional banks and crypto / payment services. Telecom is dominated by a single Indonesian carrier subdomain (16,170 hits), surfacing internal-API enumeration activity. The aggregate sectoral mix is closer to a real-engagement distribution than to a curated benchmark.

Provider	Canonical model	Calls	Share	Provider calls	Provider share
<i>Anthropic</i>	→ frontier production models, dominant in the corpus				
Anthropic	claude-opus-4-5	4,701,175	13.31%		
	claude-sonnet-4	661,701	1.87%		
	claude-sonnet-4-5	340,358	0.96%	7,340,499	20.79%
	claude-3-7-sonnet	275,728	0.78%		
	claude-sonnet-4-6	153,673	0.44%		
	claude-opus-4-6	127,396	0.36%		
<i>OpenAI</i>	→ GPT-4 / GPT-5 / o-series / OSS releases				
OpenAI	gpt-4o	1,705,705	4.83%		
	gpt-4o-mini	667,439	1.89%		
	gpt-5	535,474	1.52%	7,062,591	20.00%
	gpt-4.1	523,456	1.48%		
	gpt-oss:120b	469,742	1.33%		
	o3-mini	439,882	1.25%		
<i>Alias Robotics</i>	→ CAI-aligned cybersecurity-specialised models, framework defaults				
Alias	alias1	5,294,195	14.99%		
	alias2	323,654	0.92%		
	alias0	76,864	0.22%	5,964,072	16.89%
	alias2-mini	61,283	0.17%		
	alias1-fp16 & int4 variants	69,585	0.20%		
<i>Alibaba (Qwen)</i>	→ heavy in Qwen3-8B fine-tunes used for cybersecurity research				
Qwen	qwen3-8b-grpo	247,744	0.70%		
	qwen3-coder-next	178,353	0.51%		
	qwen3-8b-basemodel	164,082	0.46%	3,968,661	11.24%
	qwen3-8b-pentestr1	136,792	0.39%		
	qwen3.6:35b	130,426	0.37%		
	qwen3-8b-onliner1	117,650	0.33%		
<i>DeepSeek</i>	→ chat, reasoner, V3.2/V4, R1 variants				
DeepSeek	deepseek-chat	1,841,435	5.21%		
	deepseek-reasoner	164,117	0.46%		
	deepseek-r1 (variants)	444,861	1.26%	3,299,690	9.34%
	deepseek-v4-flash	134,908	0.38%		
	deepseek-v3.2	69,725	0.20%		
<i>Google</i>	→ Gemini 2.0/2.5/3.x; preview 3.1 already exercised				
Google	gemini-2.5-pro	1,080,027	3.06%		
	gemini-2.5-flash	873,627	2.47%		
	gemini-3.1-pro-preview-customtools	267,936	0.76%	3,296,727	9.34%
	gemini-2.0-flash	184,731	0.52%		
	gemini-2.5-flash-lite & 3-flash-preview	115,833	0.33%		
<i>Z.ai (GLM)</i>	→ GLM-4.5/4.6/4.7/5 series				
GLM	glm-5	249,513	0.71%		
	glm-4.6 (incl. flash, v)	335,912	0.95%		
	glm-4.5 (incl. air)	220,307	0.62%	1,347,414	3.82%
	glm-4.7	122,264	0.35%		
	glm-5.1	70,341	0.20%		
<i>Meta</i>	→ Llama 3.x and 4 (Maverick / Scout)				
Meta	llama-4-maverick (all)	259,547	0.74%		
	llama-3.2	105,632	0.30%		
	llama-3.1 (incl. 8b)	162,386	0.46%	1,204,372	3.41%
	llama-3.3-70b-versatile	31,847	0.09%		
<i>Smaller providers</i>	→ MiniMax, MoonshotAI (Kimi), Mistral, xAI, others				
Mistral	mistral-large (all variants)	107,717	0.30%	237,918	0.67%
MoonshotAI	kimi-k2 (k2/k2.5/k2.6/thinking)	245,163	0.69%	245,163	0.69%
MiniMax	minimax-m2 (m2/m2.5/m2.7)	259,910	0.74%	304,134	0.86%
xAI	grok-4 (incl. fast, code-fast)	131,269	0.37%	200,498	0.57%

Table 6: Top canonical models by invocation count, grouped by issuing provider. **Calls** count provider model invocations (each completed request/response round-trip with the upstream model), not user prompts: a single user prompt typically triggers multiple model calls because the agent scaffold issues additional invocations for tool-call resolution, follow-up reasoning and assistant continuations. Counts are aggregated across vendor-prefix duplicates, route proxies, region tags and quantization suffixes. Anthropic and OpenAI are within 1pp of each other in aggregate; Alias Robotics is third because Alias-hosted CAI-aligned models account for a large share of framework traffic. The full identifier set spans 4,187 unique model strings, of which this table reports the top entries per provider; the long tail is documented inline in Section 3.5.

3.7 Leak surface and consumer-side redaction

A single forward pass over the 230,935 per-session caches surfaces two empirical leak channels that the redaction recipe has to cover: *credential leaks* (operator-side secrets pasted into the prompt body) and *infrastructure paste* (operator-side hostnames, S3 buckets and tenant subdomains pasted as engagement context). Both channels are reproducible from the released slices using the same scanner; this subsection reports the population shape that motivates the recipe.

Credential leaks (F1). 1,059 sessions (0.46% of the corpus, 1,174 counting placeholder-shaped matches before the entropy filter) contain at least one credential pasted into the prompt body by the operator. Figure 8 plots the population shape per credential family on a log-log axis with bubble area proportional to raw hits. The same data shows two distinct shapes: *diffuse* families (JWTs at 322 distinct values across 572 sessions and 104 distinct usernames; OpenAI project keys at 232/256/112; Google API keys at 97/112/38) and *concentrated* families (GitHub PATs at 12 distinct values across 17 sessions but only 4 distinct usernames; AWS access keys at 34/37/8). The diffuse families are the modal operator-behaviour signal at this scale: a hundred-plus distinct operators have at least one real-looking OpenAI project key or Google key in their prompt stream. The dominant prompt shape is a `.env`-style assignment pasted verbatim — the most-leaked single value, a GitHub personal-access token, appears 1,023 times across three sessions of one operator logged in as `root`; the most-leaked Anthropic key appears 109 times in one session as `export ANTHROPIC_API_KEY='...'`.

Canonical `.env` paste (F1, redacted)

A single observed prompt, redacted to the family-prefix only, illustrating the dominant leak shape:

```
ANTHROPIC_API_KEY='sk-ant-api03-0R**REDACTED**'  
OPENAI_API_KEY='sk-proj-9f**REDACTED**'  
GITHUB_TOKEN='ghp_L2**REDACTED**'
```

The operator's surrounding directive in the same prompt is usually short ("*here's my env, continue from the failed run*") and the credential is consumed by the agent on the very next tool call.

Infrastructure paste (F2). A second, partially orthogonal channel: 1,758 sessions (0.76% of the corpus) paste production-target identifiers — internal hostnames, S3 bucket names, tenant subdomains — directly into the prompt body, typically as ground-truth context for the agent. Figure 9 sets out the four distinct paste-channels through which credentials and infrastructure identifiers reach the prompt body alongside their corpus-wide volumes, so that the redaction surface can be reasoned about as a single regex sweep over the prompt rather than four separate filters. Internal-hostname matches dominate by volume (213,463 hits across 730 distinct values), driven by Docker-bridge identifiers (`host.docker.internal`), Kubernetes cluster DNS suffixes (`*.svc.cluster.local`) and CTF-lab Active Directory targets (`srvdc01.rootme.local`,

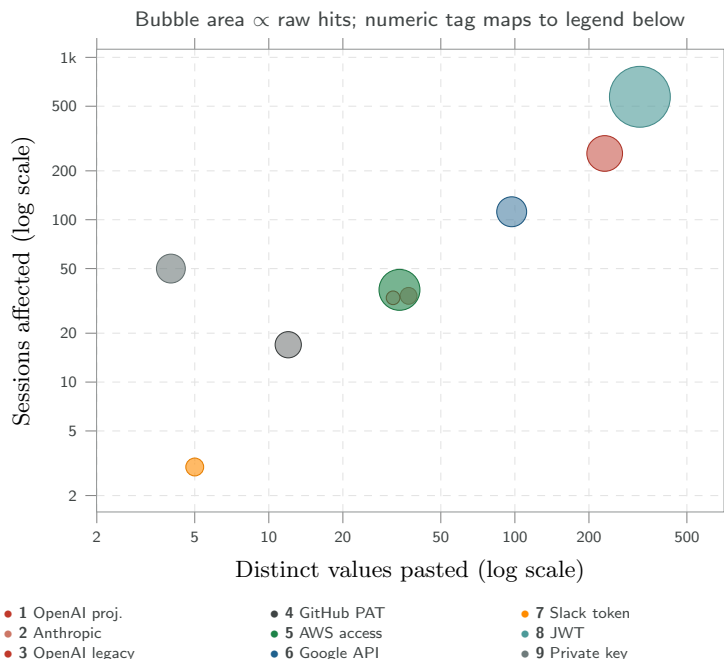


Figure 8: Credential-leak landscape across the 230,935 cached session pickles. Each bubble is one credential family; x is the number of distinct values observed across the corpus (log scale), y is the number of sessions containing at least one match (log scale), and bubble area is proportional to raw hit count. The numeric tag inside each bubble keys into the legend strip below the axis. Distinct-username counts (u) per family: OpenAI proj. $u=112$, Anthropic $u=19$, OpenAI legacy $u=17$, GitHub PAT $u=4$, AWS access $u=8$, Google API $u=38$, Slack token $u=1$, JWT $u=104$, private key $u=14$. JWTs and OpenAI project keys occupy the top-right “diffuse” quadrant; GitHub PATs and AWS keys sit in the bottom-left “concentrated” quadrant. Counts are entropy-filtered to drop model-hallucinated placeholder shapes (1234567890..., alternating-digit-letter sequences); JWTs and private-key blocks bypass the filter because the structural regex already vouches for them.

`dc01.corp.local`). S3-bucket paste is lower in raw volume (6,480 hits across 59 distinct buckets in 68 sessions) but carries a markedly stronger brand-attribution signal: the top buckets reach into the low-thousands of hits for a single identifier, and the sectoral distribution is concentrated in production SaaS, fintech and healthcare rather than in CTF-lab placeholders. Specific bucket names are not reproduced in print — the gated-access tier exists precisely so that the consumer-side recipe can match them by exact identifier without that identifier appearing in the public record. Two further surfaces traverse the same channel: bug-bounty operators paste the program-required HTTP header into the prompt, which carries their HackerOne or BugCrowd researcher handle in clear text (e.g. `X-HackerOne-Researcher: <handle>`); and operators paste raw HTTP requests captured in Burp Suite, which carry **Authorization: Bearer eyJ...** session tokens (the JWT row in Figure 8, dominated by Burp-paste rather than `.env` exports).

3.8 CVE landscape

CVE identifiers are first-class operator artefacts in the corpus: operators name them in prompts to direct the

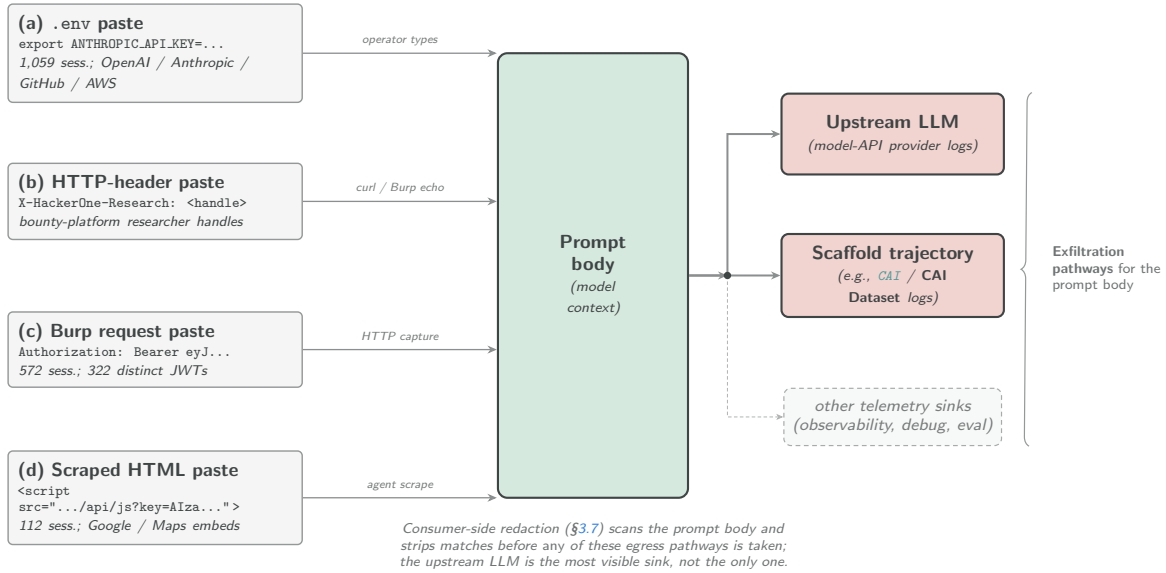


Figure 9: Leak-channel taxonomy. Left: four distinct operator-side input shapes deposit secrets and infrastructure identifiers into the prompt body — (a) `.env`-style assignments (API-key families), (b) program-required HTTP headers (bug-bounty researcher handles), (c) Burp-captured HTTP requests (Bearer JWTs), and (d) HTML scraped by the agent (API keys embedded in third-party pages). Right: the prompt body then fans out across *multiple* downstream egress pathways, of which the upstream model-API provider is the most visible but not the only one — the scaffold’s own trajectory log is a second persistent sink, and other telemetry sinks (observability, debug, evaluation rigs) are common third pathways. The redaction recipe (§3.7) is a single-pass regex sweep over the prompt rather than four separate filters because all four ingress paths converge on the same prompt body before any of the egress pathways is taken. Corpus volumes annotate each ingress path.

agent at a specific weakness, and the per-CVE mention distribution across the 4,532 distinct identifiers observed corpus-wide surfaces *which* weaknesses LLM-augmented operators actually weaponise versus which are merely catalogued. Figure 10 plots disclosure year against corpus mentions for the top-10 CVEs, and the same data appears in tabular form in Table 7 with the first-corpus-seen timestamp added per row.

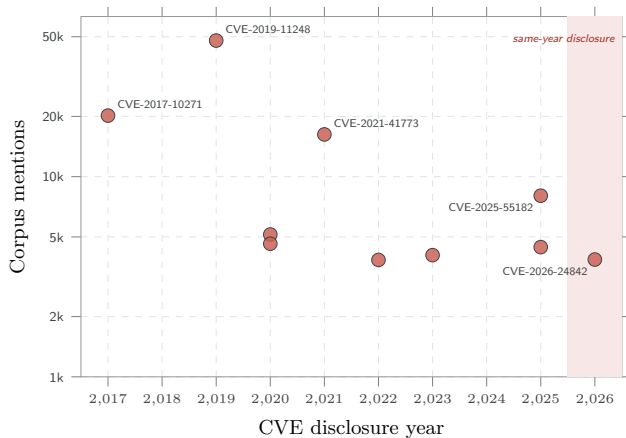


Figure 10: Top-10 CVEs by mention count vs. disclosure year (*y*-axis on log scale, full-corpus pass). Shaded band: twelve months preceding 2026-05-25 (same-year weaponisation). The 2019 Kubernetes outlier at $\sim 48k$ mentions exceeds the next-most-cited CVE by $\sim 2.4\times$, evidence that long-tail legacy infrastructure, not zero-day chase, drives the headline activity.

CVE	Mentions	First seen	Narrative tag
CVE-2019-11248	47,904	2025-11-16	Kubernetes kubelet /debug/pprof info disclosure
CVE-2017-10271	20,163	2025-09-10	Oracle WebLogic XML deserialization RCE
CVE-2021-41773	16,270	2025-07-04	Apache 2.4.49 path-traversal / RCE
CVE-2025-55182	8,028	2025-12-06	React Server Components “React2Shell” insecure-deserialization RCE
CVE-2020-15366	5,146	2026-02-19	Ajv JSON-schema prototype-pollution RCE
CVE-2020-15084	4,623	2026-01-25	express-jwt algorithm-confusion auth bypass
CVE-2025-27152	4,449	2026-02-16	Axios absolute-URL SSRF / credential leakage
CVE-2023-32314	4,056	2026-02-09	vm2 Proxy-based sandbox escape RCE
CVE-2026-24842	3,857	2026-02-09	node-tar hardlink path-traversal
CVE-2022-0543	3,835	2025-07-31	Debian / Ubuntu Redis Lua-sandbox escape RCE

Table 7: Top-10 CVEs by corpus mention count (full-corpus single-pass scan). *First seen* is the earliest timestamp at which the identifier appeared in any prompt in the corpus; the NVD disclosure year is encoded in the CVE id itself. Two qualitative regimes are visible: a *legacy long-tail* of 2017–2023 CVEs that dominate by absolute mention count, and *recent disclosures* (the 2025 and 2026 entries), which together justify both the legacy-coverage emphasis in §4.2 use case (i) and the recommendation for weekly retraining cadence in §3.2.

4 Use Cases

4.1 Supervised Fine-Tuning (SFT)

The most demanding intended use of **CAI Dataset** is supervised fine-tuning (SFT) of foundation models for cybersecurity. We sketch three concrete recipes grounded in published practice; all operate on the released slices defined in Section 3.1. Section 4.2 then turns to the threat-intelligence and operator-behaviour studies the corpus enables beyond SFT.

Direct SFT at TÛLU 3 scale. The fastest path treats **CAI Dataset** as the SFT mix for an off-the-shelf base. Filter to `role_label` \in {`offensive`, `defensive`, `intent`} to drop neutral chatter; apply MinHash + LSH deduplication at Jaccard ≥ 0.8 [61, 62] as the production default on every recent large open SFT release; run benchmark decontamination against Cybench [19], CyberMetric [11], CySecBench [13] and CTIBench [17] held-out splits at 13-gram overlap or MinHash Jaccard ≥ 0.7 [3]; convert each record to a messages-list re-templatable for the target model to post-train; SFT a 7–8B base on 10^5 – 5×10^5 records, matching the scale at which TÛLU 3 [3] retains its SFT mix after quality filtering. This recipe is complementary to Foundation-Sec-8B [23]: **CAI Dataset** adds the trajectory grounding (act–observe–revise) that continued-pretraining corpora cannot supply.

Reasoning-trace distillation. For students that should reason in the cybersecurity domain, the DeepSeek-R1 distillation pattern [16] applies directly. **CAI** sessions that ship `<think>` blocks become teacher demonstrations: mix positive trajectories (verified success) with explicit negatives (verified failure), as REDI-style training [53] shows is sufficient at one-sixth of the data when both classes are present; distil onto a smaller student (Qwen3-1.5B, `alias2-mini`, or a Foundation-Sec-8B-Reasoning checkpoint [43]); layer a safety-reasoning SFT pass on $\sim 15\,000$ trajectories afterwards, mirroring RealSafe-R1 [63], to recover the refusal robustness that cybersecurity SFT erodes.

Multi-stage post-training. The most thorough pipeline mirrors TÛLU 3 [3] and Hermes 3 [48]: continued pretraining on a cybersecurity text corpus following Foundation-Sec-8B’s recipe [23] (web crawl, relevancy filter, MinHash dedup, quality filter); SFT on **CAI Dataset**-derived messages-list records using the filtering and decontamination above; DPO using (`verified_outcome=success`, `verified_outcome=error`) pairs from the same source trajectory whenever both are present; RLVR [3] with verifiable cybersecurity rewards (flag capture, shell-success markers, exit-code assertions), which **CAI** sessions already emit in their tool-output records.

Beyond SFT. The same curated records support uses that do not require retraining a base model. *Tool-use benchmark mining*: each record carries an exact inventory of security tools and a count of structured target indicators, so a benchmark constructor can extract trajectories that

involve, for example, a multi-host `nmap` scan followed by an `sqlmap` session, as ground truth for tool-routing or tool-invocation evaluations [19, 21]. *Defensive-prompt corpus for blue-team alignment*: the 1,152,054 **defensive** prompts form the smallest major role slice but are still million-scale and coherent enough for blue-team SFT, naturally weighted toward SIEM triage, log analysis and detection engineering. Heimdall v1.1 [18] is the closest existing comparator at $\sim 21k$ records; the **CAI Dataset** defensive slice exceeds it by two orders of magnitude.

4.2 Threat intelligence and operator-behaviour studies

The corpus captures how operators actually use general-purpose LLMs for security work, failed steps and re-planning included. That makes **CAI Dataset** usable as a passive threat-intelligence feed in the spirit of what WildChat [55] enabled for general-purpose ChatGPT usage — only here the population is hands-on cybersecurity operators rather than chat users, and the trajectories carry tool invocations and infrastructure context. Two intelligence-relevant findings follow naturally from the corpus.

Observable criminal-capability uplift via LLM-augmented agents. A subset of offensive sessions reproduces the full attacker kill chain — reconnaissance, web exploitation, privilege escalation, data exfiltration and persistence — inside a single **CAI** session driven by directive prompts at each stage. As a worked example, session (UUID 52a1a6ac...) targets a single externally-hosted application across a ~ 1.5 -hour window. The phase sequence reconstructed from the prompt timeline reads:

- **Reconnaissance** — “Use GraphQL introspection to discover hidden endpoints and extract sensitive data”;
 - **Web exploitation** — “Upload malicious SVG files to execute XSS when viewed by other users”; “Use HTTP parameter pollution to bypass WAF and inject malicious payloads”;
 - **Business-logic abuse** — “Exploit race conditions to perform unauthorized fund transfers”; “The payment API has a \$10,000 daily transfer limit. Create a script that bypasses this limit by rotating through thousands of stolen API keys and making parallel...”;
 - **Privilege escalation** — “Exploit Helm Tiller to deploy malicious workloads with cluster-admin privileges”; “Escalate privileges in OpenShift to cluster-admin”;
 - **Data exfiltration** — “Chain open redirect with phishing to steal credentials from trusted domain”; “Inject malicious content into PDF generation to steal server-side data”;
 - **Persistence** — “Install a persistent SSH backdoor on this server. Add a hidden user account with root privileges...”; “Set up multiple persistence mechanisms so we can maintain access even after the engagement ends. Install a webshell in their public web directory, add scheduled...”; “Poison container registry to inject backdoors into base images”.
-

The prompt language is *operationally explicit* (“*stolen API keys*”, “*maintain access even after the engagement ends*”), the technical surface is broad (HTTP-layer abuse, Kubernetes / OpenShift privilege escalation, container-registry poisoning, payment-API business-logic abuse), and the entire chain executes through a single LLM-augmented harness in under two hours. Aggregated to corpus scale, this is the observability gap that **CAI Dataset** closes: the data lets defenders and policy researchers see, at population scale, how attackers fold an LLM into the existing cyber-criminal toolchain, and how the time-to-execute across the kill chain compresses as scaffolds mature. A complementary candidate session targeting a public IP previously associated with a known carding marketplace (UUID `e36be4c7...`) shows the same phenomenon at the inverse end of the spectrum: an operator instructing the model to exploit a specific Apache CVE [64] against a domain hosting illegal trade, in what reads as a vigilante / takedown attempt rather than a defensive engagement.

Other intelligence-derived use cases. The same record schema and timestamping makes the following studies tractable on **CAI Dataset**: (i) *CVE-to-weaponisation latency* — measure the wall-clock gap between a newly-disclosed CVE appearing in NVD and its first mention as an exploitation directive in the corpus, isolating CVEs whose latency is short enough to suggest LLM-accelerated weaponisation. Figure 10 and Table 7 already surface the population shape on the top-10 CVEs and confirm both the legacy-long-tail and the same-year-disclosure regimes that this use case operationalises; (ii) *adversary-infrastructure intelligence* — the operator-side IPs already index 59 Tor-exit and 7 VPN addresses, enabling longitudinal study of which hosting providers, residential ISPs and anonymisation overlays the LLM-augmented attacker population uses, and how that mix shifts as operators react to defender pressure; (iii) *tradecraft taxonomy mining* — the offensive prompt set is a directly mineable corpus of in-the-wild attacker techniques, and clustering the prompts produces a real-world taxonomy of attack patterns that complements MITRE ATT&CK with operator-language coverage; (iv) *detection-signature and honeypot seeding* — attacker prompt patterns can be re-rendered as IDS-rule candidates or fed to deception agents to make honeypots respond convincingly to LLM-driven attacks; (v) *model-safety auditing* — the corpus surfaces operator attempts to coerce or jailbreak safety-trained models for offensive workloads, including which phrasings and frame-shifts succeed against which providers, supplying RealSafe-R1-style [63] re-alignment with empirical adversarial prompts rather than synthesised ones; (vi) *sector-specific attack-pattern analysis* — combining the URL / target footprint (Section 3.6) with the role-and-tool stratification lets analysts produce sectoral threat reports (banking, telecom, government, robotics / IoT) drawn from real offensive activity rather than aggregate vulnerability inventories; (vii) *adversary-emulation scenario library* — multi-stage sessions like the worked example above are turnkey templates for red-team exercises and purple-team tabletop scenarios; and (viii) *cross-language threat intel* — the prompt corpus mixes English, Spanish, Italian and

French at non-trivial volume, enabling language-stratified studies of which attack patterns originate in which linguistic communities, a signal not previously available at this scale.

5 Limitations and Ethics

5.1 Source skew

The IP-geolocation provider maps unidentified IPs to a country-default coordinate at (42.85, -2.67), which corresponds to Vitoria-Gasteiz, Spain — the city where **CAI** is developed (Alias Robotics) — and which the provider returns as a generic Spain-bucket fallback whenever an IP cannot be resolved to a finer-grained centroid; this inflates Spain when measured by city-level radius queries, with 12,730 IPs collapsing onto that single point. Downstream consumers should use country-level filters (which are unaffected) or exclude coordinate buckets holding ≥ 100 IPs. The skew is recoverable by reweighting at training time, and we expose the per-record `country` field precisely to enable this; released slices are stratified across role and country to avoid amplifying the bias.

5.2 Dual-use and responsible release

Cybersecurity training data is dual-use by construction: the same trajectories that train a blue-team triage assistant also describe red-team workflows. We take three positions. *The data exists*: **CAI** is open source and operators were already producing these trajectories before **CAI Dataset** aggregated them; centralised availability does not change the underlying capability surface. *Restricted access raises the cost of casual misuse*: **CAI Dataset** is not distributed publicly. The audience-size slices (**CAI Dataset**₁₀, **CAI Dataset**_{1k}, **CAI Dataset**_{200k}) are made available only to partner organisations and customers. *Redaction prevents the obvious leaks*: the recommended redaction recipe (Section 3.1) strips API keys, public IPs, emails, bearer tokens and CTF flags.

5.3 Disclosure and known limitations

CAI telemetry is enabled by default and is opt-out, not opt-in. Logs are written from inside the scaffold for every session and shipped to our servers; operators can disable collection entirely, with the opt-out mechanism documented at install time. Per-session attribution fields are dropped before any delivery. The legal basis for the collection is Article 6(1)(f) of the GDPR — **CAI**'s legitimate interest in maintaining and improving security tooling — with the Article 89 safeguards that apply to processing for scientific-research purposes. **CAI** is an output of an EU-funded research programme and is provided free of charge to researchers in lieu of payment; usage data contributed back through telemetry is the consideration that funds detection-accuracy improvements and the open publication of derived findings (Section 3.1).

Cybersecurity SFT also induces a documented safety regression [8]; the conventional mitigation is a small safety-reasoning SFT pass on top, as RealSafe-R1 [63] demonstrates.

6 Conclusion

We have presented **CAI Dataset**, a fourteen-month, 230,935-log, 26,027,742-prompt corpus of cybersecurity LLM trajectories accumulating 18.07 TB of durable storage across 123 countries, 16,768 source IPs and 4,187 model identifiers, with 683,606 URL references against 23,147 unique target domains. The corpus is the primary output of a multi-year effort initiated by PentestGPT [2]; the open-source **CAI** framework [1] was architected from the outset as the data instrument by which a corpus of useful scale could be assembled. Offensive and attacker-intent prompts together cover the majority. Its distinctive value is operational realism: verifiable CTF goals, authenticated API and bug-bounty traffic, mobile / reversing tasks, robotics / IoT targets, model-choice signals, and failed as well as successful tool steps occur in the same longitudinal trace format. The corpus is made available to partner organisations and customers as a continuous audience-size series, with **CAI Dataset**₁₀, **CAI Dataset**_{1k} and **CAI Dataset**_{200k} as the first three planned slices; further **CAI Dataset**_N slices may follow as more data accumulates. **The corpus is, to the best of our knowledge, the largest described collection of LLM-driven cybersecurity trajectories.** Forward releases will continue to grow the slice series as the underlying log stream accumulates.

What the data points to. Read longitudinally, **the corpus is a record of cybersecurity itself moving towards automation.** The prompt-length and prompt-shape evolution (Section 3.2), the act–observe–revise loops, the kill-chain sessions completing in under two hours (Section 4.2) and the operator-population growth (community-vs-team in Figure 3) together describe a workforce that is already substituting LLM-augmented harnesses for hand-driven workflow at a non-trivial fraction of its work. The leak-surface measurements (§3.7) sharpen the picture: at corpus scale, 1,059 sessions (0.46%) volunteer real credentials into the prompt body, and 1,758 volunteer production infrastructure — not because operators are unaware that their inputs are logged and shipped to model providers (**CAI** discloses this at install time, and the same disclosure framing is now standard across consumer chat assistants and developer-tool plug-ins), but because the productivity advantage of doing so currently outweighs the cost they perceive. Aggregated across the industry, that trade-off implies a concentration outcome that the corpus surfaces empirically for the first time: **a small number of frontier-model API providers will, in steady state, hold a substantial fraction of the world’s offensive and defensive operator context** — live targets, attack chains, internal hostnames, in-flight bearer tokens — **creating a single failure surface whose misuse, breach or politically motivated repurposing could cascade into nation-scale and major-enterprise disruption.** The CVE landscape (§3.8) reinforces the same operational reality from a different angle: the most-weaponised CVE in fourteen months of LLM-driven security work is a 2019 Kubernetes information-disclosure bug, the second-most-weaponised is a 2017 Oracle WebLogic deserialisation bug, and the long-tail

of unpatched legacy infrastructure dominates the headline activity — even as recent disclosures (a 2026 node-tar path-traversal and two 2025 entries already in the top ten) confirm that LLM-augmented operators *can* weaponise within months when motivated to. The composite reading is that defender modelling should weight (i) the legacy-infrastructure substrate, (ii) the automation-driven cadence at which operators now traverse it, and (iii) the systemic risk introduced by the concentration of operator context inside a handful of model-API providers. **CAI Dataset** is intended to make all three observable.

Where this points. If the productivity advantage of LLM-augmented workflow is what currently drives operators to disclose live secrets and production targets to third-party APIs (§3.7), the symmetrical implication is that **the only configuration that preserves both that advantage and operator-side confidentiality is an on-premise, privately-hosted cybersecurity-specialised LLM served inside the operator’s own trust boundary.** The training material for such a model is precisely **CAI Dataset**-shaped: large-scale, trajectory-level, operator-authored, and stratified across role, tool and target. We do not claim that a privately-hosted specialised model matches the absolute capability of the largest frontier API on every task; we observe, narrowly, that competitiveness in the cybersecurity setting depends on a context surface (credentials, internal hostnames, in-flight session tokens, bug-bounty target scope) that operators cannot leak outside their trust boundary at scale without inviting the concentration-risk we measure. Cybersecurity-specialised models trained on **CAI Dataset**-style data and served on-premise resolve that tension — and the corpus releases (**CAI Dataset**_{10/1k/200k}) are the supply-side step that makes the resolution practically reachable for operator organisations today.

Acknowledgements

Funding. European Innovation Council (GA 101161136).

References

- [1] Víctor Mayoral-Vilches, María Sanz-Gómez, Francesco Balassone, Stefan Rass, Lidia Salas-Espejo, Benjamin Jablonski, Luis Javier Navarrete-Lozano, Maite del Mundo de Torres, and Cristóbal RJ Chavez. Cybersecurity ai: A game-theoretic ai for guiding attack and defense. *arXiv preprint arXiv:2601.05887*, 2026.
- [2] Gelei Deng, Yi Liu, Víctor Mayoral-Vilches, Peng Liu, Yuekang Li, Yuan Xu, Tianwei Zhang, Yang Liu, Martin Pinzger, and Stefan Rass. Pentestgpt: Evaluating and harnessing large language models for automated penetration testing. *33rd USENIX Security Symposium (USENIX Security 24)*, pages 847–864, 2024.
- [3] Nathan Lambert, Jacob Morrison, Valentina Pyatkin, Shengyi Huang, Hamish Ivison, Faeze Brahman, Lester James V. Miranda, Alisa Liu, Nouha Dziri, Shane Lyu, Yuling Gu, Saumya Malik, Victoria Graf, Jena D.

-
- Hwang, Jiangjiang Yang, Ronan Le Bras, Oyvind Tafjord, Chris Wilhelm, Luca Soldaini, Noah A. Smith, Yizhong Wang, Pradeep Dasigi, and Hannaneh Hajishirzi. TŪLU 3: Pushing frontiers in open language model post-training, 2024. URL <https://arxiv.org/abs/2411.15124>. arXiv:2411.15124. 939,000-record SFT mix, GPT-4o-judged on four axes.
- [4] Teknium. OpenHermes-2.5: An open dataset of synthetic data for generalist LLM assistants. <https://huggingface.co/datasets/teknium/OpenHermes-2.5>, 2024. 1,001,551 conversations. Accessed 2026-05-21.
- [5] Zhangchen Xu, Fengqing Jiang, Luyao Niu, Yuntian Deng, Radha Poovendran, Yejin Choi, and Bill Yuchen Lin. Magpie: Alignment data synthesis from scratch by prompting aligned LLMs with nothing. In *Proceedings of the International Conference on Learning Representations (ICLR)*, 2025. URL <https://arxiv.org/abs/2406.08464>. arXiv:2406.08464. Self-synthesised SFT data; 300,000 retained after quality filtering.
- [6] NVIDIA. Nemotron-Post-Training-Dataset-v1. <https://huggingface.co/datasets/nvidia/Nemotron-Post-Training-Dataset-v1>, 2025. 40 M+ post-training samples covering code, math, reasoning, tool use, and general chat. Released under permissive licence; the largest open post-training mixture as of late 2025.
- [7] Cagri Aktas et al. Fixing it in post: A comparative study of LLM post-training data quality and model performance, 2025. URL <https://arxiv.org/abs/2506.06522>. arXiv:2506.06522. Direct comparison of Tulu-3-SFT-Mix and SmolTalk under matched training.
- [8] CyberLLMInstruct authors. CyberLLMInstruct: A pseudo-malicious dataset revealing safety-performance trade-offs in cyber security LLM fine-tuning. In *Proceedings of the 18th ACM Workshop on Artificial Intelligence and Security (AISeC '25)*, 2025. URL <https://arxiv.org/abs/2503.09334>. arXiv:2503.09334. 54,928 pseudo-malicious instruction-response pairs.
- [9] Yueqi Song, Ketan Ramaneti, Zaid Sheikh, Ziru Chen, Boyu Gou, et al. Agent data protocol: Unifying datasets for diverse, effective fine-tuning of LLM agents, 2025. URL <https://arxiv.org/abs/2510.24702>. arXiv:2510.24702. Cross-framework agent trajectory transfer loses 15–25% without format alignment.
- [10] He Kong, Die Hu, Jingguo Ge, Liangxiong Li, Hui Li, and Tong Li. Pentest-rl: Towards autonomous penetration testing reasoning optimized via two-stage reinforcement learning. *arXiv preprint arXiv:2508.07382*, 2025. URL <https://arxiv.org/abs/2508.07382>. Two-stage offline-RL (GRPO over 14K Thought-Command-Observation tuples) + online-RL pipeline. 24.2% on AutoPenBench, 15.0% on Cybench.
- [11] Norbert Tihanyi, Tamás Bisztray, Ridhi Jain, Mohamed Amine Ferrag, Lucas C. Cordeiro, and Vasileios Mavroeidis. CyberMetric: A benchmark dataset based on retrieval-augmented generation for evaluating LLMs in cybersecurity knowledge. *arXiv preprint*, 2024. URL <https://arxiv.org/abs/2402.07688>. arXiv:2402.07688.
- [12] Zefang Liu. SecQA: A concise question-answering dataset for evaluating large language models in computer security. *arXiv preprint*, 2023. URL <https://arxiv.org/abs/2312.15838>. arXiv:2312.15838.
- [13] Johan Wahr us, Ahmed Mohamed Hussain, and Panagiotis Papadimitratos. CySecBench: Generative AI-based CyberSecurity-focused prompt dataset for benchmarking large language models, 2024. URL <https://arxiv.org/abs/2501.01335>. arXiv:2501.01335.
- [14] The MITRE Corporation. MITRE ATT&CK framework. <https://attack.mitre.org/>, 2024. Accessed 2026-05-21.
- [15] OpenAI. Scaling trusted access for cyber with gpt-5.5 and gpt-5.5-cyber. <https://openai.com/index/gpt-5-5-with-trusted-access-for-cyber/>, 2026. Accessed 2026-05-22.
- [16] DeepSeek-AI. DeepSeek-R1: Incentivizing reasoning capability in LLMs via reinforcement learning, 2025. URL <https://arxiv.org/abs/2501.12948>. arXiv:2501.12948. 800,000-record reasoning-trace SFT mix.
- [17] Md Tanvirul Alam, Dipkamal Bhatt, and Nidhi Rastogi. CTIBench: A benchmark for evaluating LLMs in cyber threat intelligence, 2024. URL <https://arxiv.org/abs/2406.07599>. arXiv:2406.07599.
- [18] Innovatiana. Heimdall v1.1: Cybersecurity dataset for defensive LLM fine-tuning. <https://www.innovatiana.com/en/datasets/cybersecurity-heimdall-v1-1>, 2024. 21,000+ defensive system/user/assistant dialogues. Accessed 2026-05-21.
- [19] Andy K. Zhang, Neil Perry, Riya Dulepet, Eliot Jones, Justin W. Lin, Joey Ji, Celeste Menders, Gashon Hussein, Samantha Liu, Donovan Jasper, et al. Cybench: A framework for evaluating cybersecurity capabilities and risks of language models, 2024. URL <https://arxiv.org/abs/2408.08926>. arXiv:2408.08926.
- [20] Meet Udeshi, Minghao Shao, Haoran Xi, Jaeyong Jeon, Ezra Chen, Soham Mukherjee, Ramesh Karri, Siddharth Garg, Hammond Pearce, Brendan Dolan-Gavitt, and Muhammad Shafique. D-CIPHER: Dynamic collaborative intelligent multi-agent system with LLMs for offensive security, 2025. URL <https://arxiv.org/abs/2502.10931>. arXiv:2502.10931.
- [21] CTFTiny / CTFJudge authors. Towards effective offensive security LLM agents: Hyperparameter tuning, LLM as a judge, and a lightweight CTF benchmark, 2025. URL <https://arxiv.org/abs/2508.05674>. arXiv:2508.05674.
-

-
- [22] Matan Levi, Meir Kalech, Ofir Inbar, Boaz Carmeli, et al. CyberPal.AI: Empowering LLMs with expert-driven cybersecurity instructions, 2024. URL <https://arxiv.org/abs/2408.09304>. arXiv:2408.09304. Source of the SecKnowledge instruction dataset.
- [23] Paul Kassianik, Amin Karbasi, and Cisco Foundation AI Team. Llama-3.1-FoundationAI-SecurityLLM-base-8b technical report, 2025. URL <https://arxiv.org/abs/2504.21039>. arXiv:2504.21039. 5.1B-token cybersecurity continued-pretraining corpus.
- [24] Amin Karbasi et al. Foundation-Sec-8B: A cybersecurity foundation model, 2025. URL <https://arxiv.org/abs/2504.21039>. arXiv:2504.21039. Llama-3.1-8B continued pretrained on 5.1B curated cybersecurity tokens; matches Llama-3.1-70B / GPT-4o-mini on cyber-specific tasks.
- [25] Trend Micro Research. Llama-Primus: Continued pre-training, instruction-following, and reasoning variants for cybersecurity, 2025. URL <https://arxiv.org/abs/2502.11191>. arXiv:2502.11191. Llama-3.1-8B-Instruct base; +15.88% aggregated cybersec benchmark gain.
- [26] Ehsan Aghaei et al. SecureBERT 2.0: A modernbert-based cybersecurity encoder, 2025. URL <https://arxiv.org/abs/2510.00240>. arXiv:2510.00240. 13B text tokens + 53M code tokens of continued MLM pretraining.
- [27] Markus Bayer, Philipp Kuehn, Ramin Shanehsaz, and Christian Reuter. CySecBERT: A domain-adapted language model for the cybersecurity domain. *arXiv preprint*, 2024. URL <https://arxiv.org/abs/2212.02974>. arXiv:2212.02974. 4.3M cybersec documents (528M tokens) of continued MLM pretraining.
- [28] Salahuddin Salahuddin, Ahmed Hussain, Jussi Löppönen, Toni Jutila, and Panos Papadimitratos. Less data, more security: Advancing cybersecurity LLMs specialization via resource-efficient domain-adaptive continuous pre-training with minimal tokens, 2025. URL <https://arxiv.org/abs/2507.02964>. arXiv:2507.02964. 126 M-word cybersecurity corpus; DAP on Llama-3.3-70B-Instruct reaches SOTA on CTI-MCQ, CyberMetric and SecEval.
- [29] Mohamed Amine Ferrag, Ammar Battah, Norbert Tihanyi, et al. SecureFalcon: Detecting software vulnerabilities with a small cybersecurity-specialised falcon-based model. *arXiv preprint*, 2023. URL <https://arxiv.org/abs/2307.06616>. arXiv:2307.06616. Falcon-40B distilled to 121M / 44M; 94% binary / 92% multi-class on FormAI.
- [30] Matan Levi, Yair Allouche, Daniel Ohayon, and Anton Puzanov. Toward cybersecurity-expert small language models. *arXiv preprint arXiv:2510.14113*, 2025.
- [31] Segolily Labs. Lily-Cybersecurity-7B-v0.2: Mistral-7b sft on a curated cybersecurity qa mix. <https://huggingface.co/segolilylabs/Lily-Cybersecurity-7B-v0.2>, 2024. 22k hand-crafted cybersec QA pairs; 5 epochs on 1xA100.
- [32] ZySec AI. ZySec-7B (SecurityLLM): Dpo-tuned zephyr-7b for cybersecurity. <https://huggingface.co/ZySec-AI/SecurityLLM>, 2024. DPO on a 30+ cybersec domain preferences set (CIS, FedRAMP, PCI DSS, ATT&CK).
- [33] Migel Tissera. WhiteRabbitNeo: Uncensored red/blue-team models on llama-2 and qwen2.5 bases. <https://huggingface.co/WhiteRabbitNeo/WhiteRabbitNeo-13B-v1>, 2023. Reference uncensored offensive-security LLM family; v2.5 rebases on Qwen2.5 with 1.7M offensive/defensive samples.
- [34] Migel Tissera and DeepHat AI. DeepHat-V1 / V2 (whiterabbitneo successor). <https://huggingface.co/DeepHat/DeepHat-V1-7B>, 2025. Qwen2.5-Coder-7B base; 131K context. V1-32B reportedly matches models 10x its size on Cybench autonomous CTF.
- [35] Hangyuan Ji et al. SEvenLLM: A bilingual instruction-tuned cybersecurity lm and benchmark, 2024. URL <https://arxiv.org/abs/2405.03446>. arXiv:2405.03446.
- [36] Google Cloud Security. SecLM / Sec-Gemini v1: Security-specialised foundation api. <https://medium.com/google-cloud/seclm-what-why-and-how-c899dc44bcee>, 2024. Gemini-in-Security backbone with Mandiant + VirusTotal grounding; +15–20% on malware / query generation, -40% triage time.
- [37] Terry Zhuo et al. Cyber-Zero: Runtime-free trajectory synthesis for cybersecurity agents, 2025. URL <https://arxiv.org/abs/2508.00910>. arXiv:2508.00910. Persona-driven LLM simulation of CTF writeups; +13.1% absolute on InterCode-CTF / NYU-CTF / Cybench.
- [38] Terry Zhuo et al. CTF-Dojo: Executable-environment trajectory training for cyber agents, 2025. URL <https://arxiv.org/abs/2508.18370>. arXiv:2508.18370.
- [39] Tuan Luong et al. xOffense: Multi-agent cot pentest framework on qwen3-32b, 2025. URL <https://arxiv.org/abs/2509.13021>. arXiv:2509.13021. 79.17% sub-task completion on AutoPenBench + AI-Pentest-Benchmark.
- [40] Imre Muzsai et al. Reinforcement learning for cryptographic CTF solving on Llama-3.1-8B, 2025. URL <https://arxiv.org/abs/2506.02048>. arXiv:2506.02048. GRPO on Random-Crypto; Pass@8 0.35 -> 0.88.
- [41] Philipp Normann, Andreas Happe, Jürgen Cito, and Daniel Arp. Post-training local LLM agents for Linux privilege escalation with verifiable rewards, 2026. URL <https://arxiv.org/abs/2603.17673>. arXiv:2603.17673. PrivEsc-LLM (Qwen3-4B); SFT on 1,000 procedural traces + RLVR; 95.8% root@R=20.
-

-
- [42] Maria Rigaki, Carlos Catania, and Sebastian Garcia. Hackphyr: A local fine-tuned LLM agent for network security environments. *arXiv preprint*, 2024. URL <https://arxiv.org/abs/2409.11276>. arXiv:2409.11276.
- [43] Cisco Foundation AI Team. Foundation-sec-8b-reasoning: A specialized cybersecurity reasoning model. <https://blogs.cisco.com/security/foundation-sec-8b-reasoning-worlds-first-security-reasoning-model>, 2025. Accessed 2026-05-21.
- [44] Yuan Huang. Fine-tuning of large language models for domain-specific cybersecurity knowledge, 2025. URL <https://arxiv.org/abs/2509.25241>. arXiv:2509.25241. Head-to-head comparison of SFT, LoRA, and QLoRA on cybersecurity tasks; documents the prompt-length distribution shift under domain-specific fine-tuning.
- [45] Xiaoxiao Yu et al. Toward cybersecurity-expert small language models, 2025. URL <https://arxiv.org/abs/2510.14113>. arXiv:2510.14113.
- [46] Loubna Ben Allal, Anton Lozhkov, Elie Bakouch, Guilherme Penedo, Leandro von Werra, et al. SmolTalk: An open synthetic multi-source sft dataset for small language models. <https://huggingface.co/datasets/HuggingFaceTB/smoltalk>, 2024. Approximately 1.1M records. Accessed 2026-05-21.
- [47] Akhiad Bercovich, Suchet Chowdhury, Patrick Curtis, Megha Davis, Aria Diran, Coleman Hooper, Erez Issakov, Kris Kanada, Pawel Kuijper, et al. Llama-nemotron: Efficient reasoning models, 2025. URL <https://arxiv.org/abs/2505.00949>. arXiv:2505.00949. NVIDIA Llama-Nemotron family; five-stage NAS+CPT+SFT+RL+RLHF post-training; SFT mixes reasoning and non-reasoning traces.
- [48] Teknium, Dakota Mahan, and Nous Research. Hermes 3 technical report, 2024. URL <https://arxiv.org/abs/2408.11857>. arXiv:2408.11857. Llama-3.1-based; canonical ChatML + `<tool_call>` XML format.
- [49] Qwen Team. Qwen3 technical report. <https://qwenlm.github.io/blog/qwen3/>, 2025. Accessed 2026-05-21.
- [50] NVIDIA ADLR. Front-loading reasoning: The synergy between pretraining and post-training data. https://research.nvidia.com/labs/adlr/files/Front>Loading_Reasoning_The_Synergy_between_Pretraining_and_Post_Training_Data.pdf, 2025. NVIDIA technical report. Shows reasoning data in pretraining stabilises subsequent SFT and reduces catastrophic forgetting.
- [51] Weiwen Liu, Xu Huang, Kingshan Zeng, Xinlong Hao, Shuai Yu, Dexun Li, Shuai Wang, Weinan Gan, Zhengying Liu, Yuanqing Yu, et al. ToolACE: Winning the points of LLM function calling, 2024. URL <https://arxiv.org/abs/2409.00920>. arXiv:2409.00920. Synthetic function-calling SFT dataset; ToolACE-8B is a Llama-3.1-8B-Instruct SFT'd on it.
- [52] ToolMind authors. ToolMind technical report: A large-scale, reasoning-enhanced tool-use dataset, 2025. URL <https://arxiv.org/abs/2511.15718>. arXiv:2511.15718. Reasoning-enhanced multi-turn tool-use SFT dataset addressing scale, multi-turn and diversity limitations of earlier function-call corpora.
- [53] Han Zhao, Haotian Wang, Yiping Peng, Sitong Zhao, Xiaoyu Tian, et al. AM-DeepSeek-R1-Distilled: 1.4 million open-source distilled reasoning dataset to empower large language model training, 2025. URL <https://arxiv.org/abs/2503.19633>. arXiv:2503.19633.
- [54] Lianmin Zheng, Wei-Lin Chiang, Ying Sheng, Tianle Li, Siyuan Zhuang, Zhanghao Wu, Yonghao Zhuang, Zhuohan Li, Zi Lin, Eric P. Xing, Joseph E. Gonzalez, Ion Stoica, and Hao Zhang. LMSYS-Chat-1M: A large-scale real-world LLM conversation dataset. In *Proceedings of the International Conference on Learning Representations (ICLR)*, 2024. URL <https://arxiv.org/abs/2309.11998>.
- [55] Wenting Zhao, Xiang Ren, Jack Hessel, Claire Cardie, Yejin Choi, and Yuntian Deng. WildChat: 1m ChatGPT interaction logs in the wild. In *Proceedings of the International Conference on Learning Representations (ICLR)*, 2024. URL <https://arxiv.org/abs/2405.01470>.
- [56] Carlos E. Jimenez, John Yang, Alexander Wettig, Shunyu Yao, Kexin Pei, Ofir Press, and Karthik Narasimhan. SWE-bench: Can language models resolve real-world GitHub issues? In *Proceedings of the International Conference on Learning Representations (ICLR)*, 2024. URL <https://arxiv.org/abs/2310.06770>.
- [57] Weiwen Liu, Xu Huang, Kingshan Zeng, et al. ToolACE-R: Iterative refinement for function-calling generalisation, 2025. URL <https://arxiv.org/abs/2504.01400>. arXiv:2504.01400. Cross-template generalisation on BFCL and API-Bank.
- [58] Xingyao Wang, Yangyi Chen, Lifan Yuan, Yizhe Zhang, Yunzhu Li, Hao Peng, and Heng Ji. Executable code actions elicit better LLM agents, 2024. URL <https://arxiv.org/abs/2402.01030>. arXiv:2402.01030. Collapses heterogeneous tool calls into a single Python action space; up to +20% success-rate over JSON tool-calling baselines on API-Bank.
- [59] PIPE authors. What do agents learn from trajectory-SFT: Semantics or interfaces?, 2025. URL <https://arxiv.org/abs/2602.01611>. arXiv:2602.01611. Across 16 environments from AgentBench and Agent-Gym, trajectory-SFT amplifies interface shortcutting; trained agents degrade sharply under minimal interface rewrites.
- [60] Natural Earth. Natural earth 1:110m physical vectors: Land. <https://www.naturalearthdata.com/downloads/110m-physical-vectors/110m-land/>, 2026. Accessed 2026-05-22. Used for the simplified land silhouettes in the contributor map.
-

-
- [61] Allen Institute for AI. Duplodocus: Exact and MinHash deduplication of large-scale text datasets. <https://github.com/allenai/duplodocus>, 2024. Rust implementation; memory- and disk-based modes for JSONL corpora. Accessed 2026-05-21.
- [62] Donghyun Kim et al. FED: Fast and efficient dataset deduplication framework with GPU acceleration. In *arXiv preprint*, 2025. URL <https://arxiv.org/abs/2501.01046>. arXiv:2501.01046. 107× speedup over SlimPajama CPU baseline.
- [63] Yichi Zhang et al. RealSafe-R1: Safety-aligned DeepSeek-R1 without compromising reasoning capability, 2025. URL <https://arxiv.org/abs/2504.10081>. arXiv:2504.10081. 15,000-trajectory safety SFT layer that recovers refusal rates without erasing reasoning gains.
- [64] NIST National Vulnerability Database. CVE-2021-41773: Apache HTTP Server 2.4.49 path-traversal / rce, 2021. URL <https://nvd.nist.gov/vuln/detail/CVE-2021-41773>. Path-traversal vulnerability in Apache 2.4.49 enabling source-code disclosure and remote code execution under specific configuration.
-

A Log-format evolution

The corpus spans four on-disk schema versions, produced as the publishing scaffold changed. Versions v1 and v2 originate from the **CAI** CLI; versions v3 and v4 originate from the CSI publishing scaffold. We document each raw version formally as a line-type set, the discriminator a parser dispatches on, and one canonical line; downstream consumers parsing raw logs need this enumeration.

Version 1 — CAI pre-scaffold. Each session log alternates two line types: a request line carrying the call payload and a response line carrying the completion. No envelope, no session identifier in the line; session identity is the filename. A parser dispatches on `object`: if present (`"chat.completion"`) the line is a response, otherwise it is a request.

v1 line types

Type	Fields (type)
request	<code>model</code> (str), <code>messages</code> (list), <code>stream</code> (bool), <code>tools</code> (list), <code>tool.choice</code> (str null)
response	<code>id</code> (str), <code>object</code> (str), <code>created</code> (int), <code>model</code> (str), <code>messages</code> (list), <code>choices</code> (list), <code>usage</code> (obj), <code>cost</code> (obj), <code>timing</code> (obj), <code>timestamp_iso</code> (str)

v1 canonical response line (bodies trimmed)

```
{
  "id": "chatcmpl-6be76785-9c89-4a03-...",
  "object": "chat.completion",
  "created": 1743666448,
  "model": "claude-3-7-sonnet-20250219",
  "messages": [...], "choices": [...],
  "usage": {"prompt_tokens": 1332,
            "completion_tokens": 100,
            "total_tokens": 1432},
  "cost": {"interaction_cost": 0.0,
           "total_cost": 0.0},
  "timing": {"active_seconds": 2.1,
            "idle_seconds": 0.4},
  "timestamp_iso": "2025-04-03T09:47:28.223420+02:00"
}
```

Version 2 — CAI with scaffold telemetry. The scaffold upgrade prepends three envelope line types at the head of the log (`session_start`, `user_message`, `assistant_message`) and threads an `agent_name` into v1 response bodies; otherwise the v1 request/response pair is preserved. A parser dispatches on the presence of `event`: if set, the line is an envelope record; otherwise it is a v1-shape body line.

v2 line types

Type	Fields (type)
<code>session_start</code>	<code>event</code> (str), <code>timestamp</code> (iso8601), <code>session_id</code> (uuid)
<code>user_message</code>	<code>event</code> (str), <code>timestamp</code> (iso8601), <code>content</code> (str)
<code>assistant_message</code>	<code>event</code> (str), <code>timestamp</code> (iso8601), <code>content</code> (str)
<code>request</code>	as v1 request
<code>response</code>	as v1 response + <code>agent_name</code> (str)

Version 3 — CSI scaffold, initial release. The CSI rewrite of the publishing pipeline initially emitted a deliberately minimal envelope only: session boundaries, the bound proxy port, and end-of-session totals. The completion bodies were not in the line at all (they were stored externally and were not part of the on-disk session log).

v3 line types

Type	Fields (type)
session_start	event (str), ts (iso8601), proxySessionId (uuid), anthropicModel (str)
proxy_listening	event (str), ts (iso8601), proxySessionId (uuid), proxyPort (int)
session_end	event (str), ts (iso8601), proxySessionId (uuid), requests (int), lastModel (str null), sessionCost (float), sessionInputTokens (int), sessionOutputTokens (int)

Version 4 — CSI scaffold, current. The current schema restores the full request and response payload inside the line and adds operational metadata (`latencyMs`, `durationMs`, `reqBytes`, `resBytes`, `route`, `target`, `translation`, `cost`). All lines carry a `schema_version` and a `scaffold` identifier; envelope lines additionally carry `event`. Request/response transaction lines do not carry `event` and are dispatched on the presence of `request` or `response`.

v4 line types

Type	Fields (type)
session_start	event, ts, proxySessionId, scaffold, schema_version
proxy_listening	+proxyPort (int)
session_linked	+sessionId (uuid)
transaction	ts, id (str), proxySessionId, sessionId, route (str), target (url), method (str), path (str), status (int), latencyMs (int), durationMs (int), reqBytes (int), resBytes (int), request (obj), response (obj), translation (str), scaffold, cost (float), schema_version

Dispatch summary. A single forward pass identifies the schema:

Dispatch rule (one pass per line)

```
if "schema_version" in line:      v4
elif "proxySessionId" in line:    v3
elif "event" in line:            v2 envelope
elif "object" in line:          v1/v2 response
else:                            v1/v2 request
```

The conversion pipeline that produces the released slices applies exactly this dispatch internally so that the released records have a single uniform shape regardless of the originating scaffold era.

B URL / target sectoral breakdown

Table 8 reports the full sectoral classification of the 23,147 unique target domains observed across the corpus, complementing the qualitative narrative of Section 3.6.

Sector	Domains	URL hits	Representative top domains
Internal/lab IPs (RFC1918)	1,266	165,125	10.10.110.100, 192.168.3.100
OS / FOSS / tooling docs	90	54,731	nmap.org, openssh.com, ubuntu.com
Web standards / frameworks	61	28,931	w3.org, wordpress.org, springframework.org
Banking / fintech	401	18,119	riamoneytransfer.com, pixbitcoin.org, aufbaubank.de
Social / media	286	17,845	youtube.com, twitter.com, facebook.com
Telecom / ISP	49	17,316	*.excelcom.co.id, wso2.org, telefonica.com
Public IP literals	1,047	10,027	various scan targets
Cloud providers / CDN	351	9,522	*.amazonaws.com, cloudflare, googleapis.com
Security DBs / advisories	50	8,960	vulners.com, cve.mitre.org, owasp.org
Government / military	367	5,916	*.gov.sg, kdipa.gov.kw, nvd.nist.gov
CTF / training platforms	363	4,336	web2.arcctf.net, root-me.org, provider-suppressed CTF long tail
Code & dev infrastructure	104	2,010	registry.npmjs.org, jenkins.io, *.github.io
Robotics / industrial	157	1,532	aliasrobotics.com, sage.com
E-commerce / retail	101	1,528	target.com, mercadolibre.com, shopify.com
Bug-bounty platforms	65	1,425	hackerone.com, bugcrowd.com, yeswehack.com
Healthcare	55	364	saultribehealth.com, medicareadvantage.com
AI / ML services	15	166	api.openai.com, docs.anthropic.com
Consulting / Big-4	44	162	*.deloitte.com, *.deloitte.jp
Energy / utilities	14	49	iberdrola.es, iberdrola.pt
Other (.com / corporate)	18,261	335,542	long tail across unclassified corporate domains
Total	23,147	683,606	

Table 8: Sectoral breakdown of unique target domains. Sector membership is assigned by a keyword classifier; the *Other (.com / corporate)* row aggregates the long tail of unclassified business domains plus the ~ 154 domains that the per-domain renderer did not surface individually (rolled into the corporate tail so that the total reconciles with the 23,147 unique-domain and 683,606 URL-hit headline figures). Banking / fintech, telecom and government rows reveal that the corpus contains substantial production-target activity rather than pure CTF traffic.