

An Operator-Based Approach to STL

Panagiotis Rousseas, Member, IEEE, and Dimos V. Dimarogonas Fellow, IEEE

Abstract—Signal Temporal Logic (STL), has recently seen extensive development, owing to its rich expressiveness for autonomous planning and control. Nevertheless, existing verification and control synthesis methods are limited with respect to the complexity and degree of nesting of the formulae. In this work, we propose a novel approach to STL based on an operator acting on reachability value functions. This constitutes a new theoretical framework for handling complex multi-nested formulae while at the same time providing tools for on-line control synthesis. In contrast to focusing on the design of STL-based reachability (or control barrier) functions, we develop operator-based nesting rules directly. Our method’s expressiveness is demonstrated both theoretically, where necessary and sufficient conditions for STL formula satisfaction are extracted, as well as in simulations with complex fragments.

Index Terms—Task Planning, Foundations of Automation, Hybrid Logical/Dynamical Planning and Verification, Reachability-based Control

I. Introduction

INCREASING the autonomy of systems operating in the real world is a fundamental goal and challenge across research and industry; while a plethora of methods for safe, robust and successful control of autonomous systems exist, decision-making, in the sense of long-term planning and/or scheduling, is usually left to human operators. Formally addressing autonomous decision-making is a crucial and necessary step towards increasing the capabilities and autonomy of modern systems.

Autonomous decision-making can be viewed as a task planning problem; given a collection of tasks for an autonomous system to complete, task planning rests on deciding when and which tasks to complete. Formal languages such as Linear Temporal Logic (LTL) [1], Signal Temporal Logic (STL) [2] and robust STL semantics [3], [4] have been widely employed to model tasks as spatio-temporal constraints, owing to their expressiveness and flexibility. These languages are also useful for control synthesis over discrete/continuous systems; such problems can be posed as Mixed-Integer Linear Programs (MILPs) for linear systems [5], however MILPs are NP-hard and scale poorly w.r.t. the number of decision variables [6]. This combinatorial aspect is not limited to MILP; task planning is in principle a combinatorial problem.

Beyond MILPs, a plethora of control synthesis methods have been proposed. In [7], Control Barrier Functions (CBFs) were used to guarantee satisfaction of simple STL

formulae. CBFs have recently peaked the community’s interest for on-line constrained control design and work by ensuring forward invariance of time-invariant [8] and even time-varying sets [9]. Nevertheless, finding proper CBFs remains an open challenge with few constructive approaches. To this end, Marchesini et. al. [10] focus on linear systems and linear CBFs; their parametrization guarantees STL satisfaction for a subset of STL formulae by leveraging linear programming and sampling-based planning which significantly improves the complexity of their method. Model Predictive Control (MPC) has also been employed for STL [11].

In control theoretic terms, reachability analysis, i.e., formally characterizing the ability of a system to reach parts of its state space under input constraints, external disturbances and controllability issues, is at the core of task planning. Computing reachable sets and/or controllers involves the solution of the nonlinear Hamilton-Jacobi Bellman (HJB) Partial Differential Equation and remains a fundamental open problem. Recent approaches include approximations for linear systems [12], as well as learning-based methods [13], [14].

The connection between LTL/STL and reachability analysis has been explored. In [15], the authors connect a reachability operator with the satisfaction of simple (non-nested) STL fragments. They identify that logical operations between STL operators are equivalent to set operations and propose a control synthesis approach with the property of minimally violating a formula if it is deemed unsatisfiable. Similarly, [16] leverages reachability for control synthesis on linear systems, with the main caveat of considering very simple STL fragments. The authors in [17] employ reachability to synthesize disturbance-robust controllers for STL satisfaction in non-affine systems. Their focus is limited to simple operators (always, until, eventually) and logical operations thereof. LTLs have also been explored under HJB reachability. In [18] the authors employ a similar approach to our method, where reachability functions are combined with temporal logic trees and identify similar connections between reachability and temporal logics with [15]. However, they also treat non-nested formulae.

An important step towards nested formulae was made in [19], combining a tree representation with backwards-reachable sets, achieving higher level of nesting than previous efforts. More recently, a hierarchical approach including backwards-reachable sets, MILP-based global planning and low-level MPC was proposed [20].

The main limitation of the above methods rests on the complexity of the formulae; most are limited either to non-nested formulae with logical operations, or to single

This work was supported in part by the Horizon Europe EIC project SymAware (101070802), the ERC LEAFHOUND Project, the Swedish Research Council (VR), and the Knut and Alice Wallenberg (KAW) Foundation.

P. Rousseas and D. V. Dimarogonas are with the Department of Decision and Control Systems, School of Electrical Engineering and Computer Science, Royal Institute of Technology (KTH), Sweden.

nestings of operators. [19] is a notable exception, with more complex nested fragments. However, this work may yield conservative solutions and limits the complexity of the formula to a specific form. The aforementioned methods also fail to express repeated formulae; it was identified in [10] that specific nestings necessarily yield repeated satisfactions. The authors proposed a solution for a single nesting, yielding a single level of repetition.

Handling arbitrary nestings is a challenging problem. However, restricting the form of considered formulae is an important limitation, as the power of STL relies on its expressiveness; by limiting the complexity of formulae, this expressiveness is fundamentally impaired. In light of the above, this work proposes a novel framework for reachability-based STL. Similar to existing methods, we combine temporal and logic trees to represent STL formulae. Our main contribution rests on defining a novel operator, which we term ‘‘CBF-STL Operator’’. In contrast to the existing body of literature, our operator acts on pre-computed reachability value functions for each simple predicate. Then, in order to express STL formulae we propose a series of composition rules on the operator itself. Importantly, we prove that under the proposed nesting rules, the operator-enhanced reachability analysis yields necessary and sufficient conditions for formula satisfaction.

In essence, the proposed framework is an extension of previous efforts [7], [15], [10], [19] towards bridging the gap between planning and control, by expressing STL satisfaction in purely control-theoretic terms (i.e., set invariance). The ability of the proposed framework to tackle complex formulae is demonstrated both theoretically, as well as through numerical simulations. To the best of our knowledge, no existing state-feedback control synthesis method is able to handle as complex nestings as the ones presented here. Open-loop STL control synthesis can be achieved via MILP, but this solution is computationally expensive and practical only for shallow levels of nesting.

1) Notation: Let \mathbb{R} denote the set of real numbers, $\mathbb{R}^n, \mathbb{R}_{\geq 0}^n$ denote the sets of n -dimensional real and non-negative vectors respectively. Given two metric spaces \mathcal{X}, \mathcal{Y} , let $\mathcal{F}(\mathcal{X}, \mathcal{Y})$ denote the set of functions that map elements from \mathcal{X} to \mathcal{Y} , i.e., $\mathcal{F}(\mathcal{X}, \mathcal{Y}) \triangleq \{F | F : \mathcal{X} \rightarrow \mathcal{Y}\}$. For $x \in \mathcal{X}, y \in \mathcal{Y}$ let $(x, y) \triangleq [x^\top, y^\top]^\top \in \mathcal{X} \times \mathcal{Y}$. Given a set $\mathcal{S}, |\mathcal{S}|$ denotes the cardinality and $\text{Pow}(\mathcal{S})$ denotes the power set of \mathcal{S} .

II. Problem Formulation

Consider the dynamics:

$$\dot{x} = f(x, u), \quad x_0 = x(t_0) \in \mathcal{X}, \quad (1)$$

where $\mathcal{X} \subseteq \mathbb{R}^n$ denotes the system’s state space, $x, x_0 \in \mathcal{X}$ denote the system’s state and initial state at time $t_0 \in \mathbb{R}$, respectively, while $u \in \mathcal{U}$ denotes the system’s input. The function $f \in \mathcal{F}(\mathcal{X} \times \mathcal{U}, \mathcal{X})$ denotes the dynamics of the system and is assumed to be locally Lipschitz. The set $\mathcal{U} \subseteq \mathbb{R}^m$ is termed the set of admissible inputs and is assumed to be convex. Further denote as $x \in \mathcal{F}(\mathbb{R}, \mathcal{X})$ the solution

to (1) (trajectory) from the initial condition x_0 at time t_0 with an overloading of notation (the distinction between point/trajectory will be clear in-context). Consider now an STL [2] predicate μ and its associated predicate function $h \in \mathcal{F}(\mathcal{X}, \mathbb{R})$ as:

$$\mu := \begin{cases} \text{True}, & h(x) \geq 0 \\ \text{False}, & h(x) < 0 \end{cases}, \quad (2)$$

and its associated zero super-level set: $\mathcal{B}_h = \{x \in \mathcal{X} | h(x) \geq 0\}$, with boundary $\partial\mathcal{B}_h = \{x \in \mathcal{X} | h(x) = 0\}$. The STL syntax defines an STL formula ϕ and is given by

$$\phi ::= \text{True} \mid \mu \mid \neg\phi \mid \phi_1 \wedge \phi_2 \mid \phi_1 U_{[a,b]} \phi_2, \quad (3)$$

where ϕ_1, ϕ_2 are STL formulae and $a, b \in \mathbb{R}_{\geq 0}$ with $a \leq b$. The satisfaction relation $(x, t) \models \phi$ denotes if the signal $x(t)$, satisfies ϕ starting from the time $t \in \mathbb{R}_{\geq 0}$. Below we provide the definitions for STL semantics:

Definition 1: For a signal $x \in \mathcal{F}(\mathbb{R}, \mathcal{X})$, the STL semantics [2] are recursively given by:

$$\begin{aligned} (x, t) \models \mu &\Leftrightarrow h(x(t)) \geq 0, \\ (x, t) \models \neg\phi &\Leftrightarrow \neg((x, t) \models \phi), \\ (x, t) \models \phi_1 \wedge \phi_2 &\Leftrightarrow (x, t) \models \phi_1 \wedge (x, t) \models \phi_2, \\ (x, t) \models \phi_1 U_{[a,b]} \phi_2 &\Leftrightarrow \exists t_1 \in [t + a, t + b] \\ &\text{s.t. } (x, t_1) \models \phi_2 \wedge \forall t_2 \in [t, t_1], (x, t_2) \models \phi_1, \\ (x, t) \models F_{[a,b]} \phi &\Leftrightarrow \exists t_1 \in [t + a, t + b] \text{ s.t. } (x, t_1) \models \phi, \\ (x, t) \models G_{[a,b]} \phi &\Leftrightarrow \forall t_1 \in [t + a, t + b], (x, t_1) \models \phi. \end{aligned}$$

III. CBF-STL Operator Definition

A. Preliminaries

Consider a predicate function $h \in \mathcal{F}(\mathcal{X}, \mathbb{R})$ (2). Given system (1), we make the following assumption:

Assumption 1: Let $x \in \mathcal{F}(\mathbb{R}, \mathcal{X})$ denote the solution to (1) from an initial condition $x(t)$ for $t < 0$. Assuming \mathcal{U} is bounded, then the value function $V_h \in \mathcal{F}(\mathcal{X} \times \mathbb{R}_{\leq 0}, \mathbb{R})$ satisfying:

$$V_h(x, t) = \sup_{u \in \mathcal{U}} \left\{ \max_{s \in [t, 0]} \{h(x(s))\} \right\}, \quad (4)$$

is well-defined and can be computed through the (viscosity) solution to the following HJB equation:

$$\begin{aligned} \frac{\partial V_h}{\partial t} + \max_{u \in \mathcal{U}} \left\{ (\nabla_x V_h(x, t))^\top f(x, u) \right\} &= 0 \\ \text{s.t.: } V_h(x, 0) &= h(x), \forall x \in \mathcal{X}. \end{aligned} \quad (5)$$

This value function will be employed in the sequel in order to ensure satisfaction of predicates via forward time-invariance of its zero super-level set. Below we provide a useful result for the value function.

Proposition 1: The value function $V_h \in \mathcal{F}(\mathcal{X} \times \mathbb{R}_{\geq 0}, \mathbb{R})$ of Assum. 1 is non-increasing w.r.t. its time argument, i.e.: $\forall t_1, t_2 \in \mathbb{R}_{\leq 0} : t_1 \leq t_2 \Rightarrow V(x, t_1) \geq V(x, t_2), \forall x \in \mathcal{X}/\mathcal{B}_h$.

Sketch: Taking any solution to (1) under an admissible input, and considering two time instances $t_1, t_2 \in \mathbb{R}_{\leq 0} : t_1 \leq t_2$, we have $[t_1, 0] \supseteq [t_2, 0]$. Owing to the supremum in (4), taken over the same solution, this directly implies that $V(x, t_1) \geq V(x, t_2)$. ■

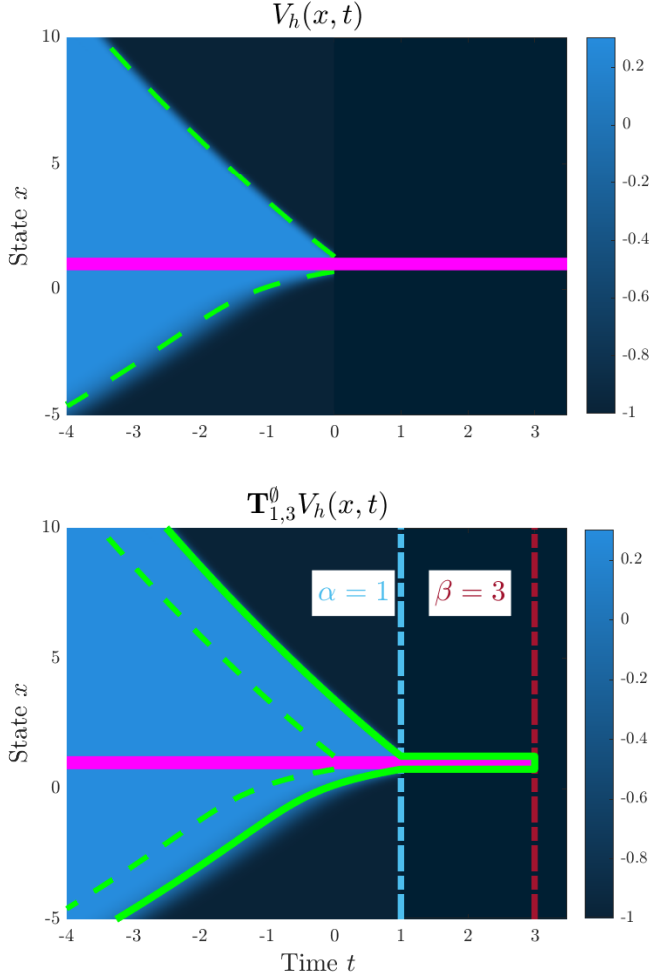


Fig. 1: Scaled plot of a value function $V_h(x, t)$ (top) and $\mathbf{T}_{1,3}^0 V_h(x, t)$ (bottom). The zero super-level set boundary is depicted through green dashed lines for V_h and continuous lines for $\mathbf{T}_{1,3}^0 V_h$. Any state within the light blue-shaded region can reach the zero super-level set of h (magenta).

B. CBF-STL Operator Definition

Given a simple predicate μ and its predicate function h , positivity of the value function V_h in (4) implies positivity of the corresponding predicate function through the terminal condition in (5) at time $t = 0$. However, STL requires modeling the satisfaction time of STL fragments as variable time instances, e.g., for the fragment $F_{[t, \bar{t}]} \mu$, h should become positive within the time window $[t_0 + t, t_0 + \bar{t}]$. To model this aspect, we proceed by defining a set of linear functions:

Definition 2: Let $l \in \mathbb{N}$, then we define a set of linear functions as: $\mathcal{P}_\Theta^l \triangleq \{\alpha_1^\top \tau + \alpha_0 \mid \alpha_0 \in \mathbb{R}_{\geq 0}, \alpha_1 \in \mathbb{R}_{\geq 0}^l\} \subset \mathcal{F}(\Theta, \mathbb{R}_{\geq 0})$, and evaluated as $\alpha(\tau)$, with $\tau \in \Theta \subset \mathbb{R}^l$ a free parameter.

Such functions will be designed in the sequel to ensure correspondence between nested operators and fragments. Briefly, l denotes the number of free parameters of the

functions $\alpha, \beta \in \mathcal{P}_\Theta^l$ and Θ denotes the domain of definition of the former. We can now define the CBF-STL operator through the set of linear functions \mathcal{P}_Θ^l :

Definition 3 (CBF-STL Operator): Given a predicate function $h \in \mathcal{F}(\mathcal{X}, \mathbb{R})$ and its corresponding value function $V_h \in \mathcal{F}(\mathcal{X} \times \mathbb{R}_{\leq 0}, \mathbb{R})$, the proposed CBF-STL operator¹ $\mathbf{T}_{\alpha, \beta}^\Theta \in \mathcal{T}$ is defined as:

$$\mathbf{T}_{\alpha, \beta}^\Theta : \mathcal{F}(\mathcal{X} \times \mathbb{R}, \mathbb{R}) \rightarrow \mathcal{F}(\mathcal{X} \times \mathbb{R}, \mathbb{R}), \quad (6)$$

for $\alpha, \beta \in \mathcal{P}_\Theta^l$, $\Theta \subset \mathbb{R}^l \cup \emptyset$ and \mathcal{T} denotes the set of such operators. The CBF-STL operator acts on value functions:

$$\mathbf{T}_{\alpha, \beta}^\Theta V_h(x, t) \triangleq \begin{cases} V_h(x, t - \alpha(\tau)), & t \in [-\infty, \alpha(\tau)] \\ h(x), & t \in (\alpha(\tau), \beta(\tau)) \end{cases}, \quad (7)$$

for any $\tau \in \Theta$. Furthermore, we define the identity operator $\mathcal{T} \ni \mathbf{T}_{0,0}^\Theta : \mathbf{T}_{0,0}^\Theta V_h(x, t) = V_h(x, t)$.

Intuitively, through its action (7), the operator creates a “window of satisfaction” of the simple predicate μ through the value function V_h . More precisely, $\mathbf{T}_{\alpha, \beta}^\Theta V_h(x, t) \geq 0$ implies predicate satisfaction (through $h \geq 0$) during the time window $[\alpha(\tau), \beta(\tau)]$ for any choice of $\tau \in \Theta$. Hence, designing the functions $\alpha, \beta \in \mathcal{P}_\Theta^l$ can ensure correspondence between super-level set invariance and STL fragment satisfaction.

The effect of an instance of the operator is visualized in Fig. 1 for a one-dimensional system. Comparing the top and bottom subfigures, the operator $\mathbf{T}_{1,3}^0$ (i.e., $\alpha = 1, \beta = 3, \Theta = \emptyset$), has two effects; 1) transposing V_h in time such that the latter’s boundary condition coincides with $t = 1$, and, 2) extending the function to the interval $[1, 3]$. If the system stays within $\{V_h \geq 0\}$ then the predicate μ is always satisfied ($\{h \geq 0\}$) within $[1, 3]$. We will demonstrate in the sequel that this corresponds exactly to $G_{[1,3]} \mu$. The fact that the time-window bounds α, β are parametrized through belonging to \mathcal{P}_Θ^l is crucial, since the time of satisfaction of fragments, e.g., $F_{[t, \bar{t}]} \mu$, may be a “free” (decision) variable.

Consider a formula ψ consistent with Def. 1 as a result of nesting STL operators over the simple predicate μ which is associated with the predicate function $h \in \mathcal{F}(\mathcal{X}, \mathbb{R})$. Further consider the value function $V_h \in \mathcal{F}(\mathcal{X} \times \mathbb{R}, \mathbb{R})$ associated with h , i.e., V_h is given by (4). Throughout the sequel, for $\alpha, \beta \in \mathcal{P}_\Theta^l, \Theta \subset \mathbb{R}^l$, we use the terminology “the operator $\mathbf{T}_{\alpha, \beta}^\Theta$ corresponds to the fragment ψ ”, which we define as equivalent to $(\Leftrightarrow)^2$:

$$\forall \tau \in \Theta, \forall t \in [t_0, t_0 + \beta(\tau)] : \\ \mathbf{T}_{\alpha(\tau), \beta(\tau)}^\Theta V_h(x(t), t) \geq 0 \Leftrightarrow (x, t_0) \models \psi,$$

¹Operator in this context is interpreted as a mapping between functions.

²In our definition of the equivalence, we have employed the time interval $[t_0, t_0 + \beta(\tau)]$. The omission of $\alpha(\tau)$ is a crucial technical point, as the state should belong to the superlevel set of $\mathbf{T}_{\alpha(\tau), \beta(\tau)}^\Theta V_h(x(t), t)$ for any initial time t_0 ; otherwise the set $\{h \geq 0\}$ is necessarily not reachable from the initial time t_0 at $t_0 + \alpha(\tau)$. It will become clear in the sequel that, through their design, $\alpha, \beta \geq 0$.

with $x \in \mathcal{F}(\mathbb{R}, \mathcal{X})$ denoting the trajectory of system (1) from $x(t_0) \in \mathcal{X}$. This implies that, for any initial time $t_0 \in \mathbb{R}$:

$$\begin{aligned} \forall \tau \in \Theta, \forall t \in [t_0 + \alpha(\tau), t_0 + \beta(\tau)] : \\ h(x(t)) \geq 0 \Leftrightarrow (x, t_0) \models \psi. \end{aligned} \quad (8)$$

According to Eq. (8), if the operator $\mathbf{T}_{\alpha, \beta}^{\Theta}$ corresponds to the fragment ψ , this means that the simple predicate μ (the one that produces ψ via nesting STL operators) is satisfied over the time window $[\alpha, \beta]$, since by definition $h(x(t)) \geq 0 \Leftrightarrow (x, t) \models \mu$. Concurrently, if ψ comes from a single STL operator, i.e., $\psi = T_{[\underline{t}, \bar{t}]} \mu$, $T \in \{G, F\}$, and $\mathbf{T}_{\alpha, \beta}^{\Theta}$ corresponds to ψ , then we associate the CBF-STL operator $\mathbf{T}_{\alpha, \beta}^{\Theta}$ with the STL operator $T_{[\underline{t}, \bar{t}]}$ (denoted as $T_{[\underline{t}, \bar{t}]} : \mathbf{T}_{\alpha, \beta}^{\Theta}$), where $\alpha, \beta \in \mathcal{P}_{\Theta}^l$, $\Theta \subset \mathbb{R}^l$ depend on \underline{t}, \bar{t} and will be chosen appropriately in the sequel to ensure consistency between STL operators and the proposed CBF-STL operator. We now prove the following useful property for the CBF-STL operator:

Proposition 2: Given the CBF-STL operators (6) $\mathbf{T}_{\alpha_i, \beta_i}^{\Theta_i} \in \mathcal{T}$, $i \in \{1, 2\}$, if for the time windows: $\alpha_1(\tau_1) \leq \alpha_2(\tau_2)$, $\forall \tau_1 \in \Theta_1, \tau_2 \in \Theta_2$, then the following holds: $\mathbf{T}_{\alpha_1, \beta_1}^{\Theta_1} V_h(x, t) \geq 0 \Rightarrow \mathbf{T}_{\alpha_2, \beta_2}^{\Theta_2} V_h(x, t) \geq 0$, for any $x \in \mathcal{X}, t \in [0, \min\{\alpha_2(\tau_2), \beta_1(\tau_1)\}]$, $\forall \tau_1 \in \Theta_1, \tau_2 \in \Theta_2$.

Proof: See Appendix. ■

IV. CBF-STL Operator Composition

In this section we develop the theoretical connection between the CBF-STL operator and STL formulae satisfaction. Overall, this requires designing the functions $\alpha, \beta \in \mathcal{P}_{\Theta}^l$ and the corresponding domain of the parameters $\tau \in \Theta$.

A. Simple STL Operators

Consider the simple predicate μ with its predicate function $h \in \mathcal{F}(\mathcal{X}, \mathbb{R})$ and the value function $V_h \in \mathcal{F}(\mathcal{X} \times \mathbb{R}, \mathbb{R})$. In this subsection the CBF-STL operators associated with the always and eventually STL operators are developed.

Proposition 3: Given the always operator $G_{[\underline{t}, \bar{t}]}$, $0 \leq \underline{t} \leq \bar{t}$ as per Def. 1 and the function $\mathbf{T}_{\underline{t}, \bar{t}}^{\Theta} V_h(x, t)$ given by (7), then the operator $\mathbf{T}_{\underline{t}, \bar{t}}^{\Theta} \in \mathcal{T}$ corresponds to the fragment $G_{[\underline{t}, \bar{t}]} \mu$. For brevity, we define $\mathbf{T}_{\underline{t}, \bar{t}}^{\Theta} \triangleq \mathbf{T}_{\underline{t}, \bar{t}}^{\Theta}$.

Proof: See Appendix. ■

Proposition 4: Given the eventually operator $F_{[\underline{t}, \bar{t}]}$, $0 \leq \underline{t} \leq \bar{t}$ as per Def. 1 and the function $\mathbf{T}_{\underline{t}+\tau, \bar{t}+\tau}^{[0, \bar{t}-\underline{t}]} V_h(x, t)$ given by (7), then the operator $\mathbf{T}_{\underline{t}+\tau, \bar{t}+\tau}^{[0, \bar{t}-\underline{t}]}$ where $\mathcal{P}_{[0, \bar{t}-\underline{t}]}^1 \ni \alpha(\tau) = \beta(\tau) = \underline{t} + \tau$, corresponds to the fragment $F_{[\underline{t}, \bar{t}]} \mu$.

For brevity, we define $\mathbf{T}_{\underline{t}, \bar{t}}^{\Theta} \triangleq \mathbf{T}_{\underline{t}+\tau, \bar{t}+\tau}^{[0, \bar{t}-\underline{t}]}$.

Proof: See Appendix. ■

Remark 1: By our design of the functions α, β in Prop. 4, the lower and upper bounds $\alpha(\tau), \beta(\tau)$ coincide for the eventually STL operator. Therefore, in the definition

of eventually (see Def. 1), the “ \exists ” logical condition can be replaced with “ \forall ”, as the parametrization of the interval $[\underline{t}, \bar{t}]$ through the variable $\tau \in [0, \bar{t} - \underline{t}]$ suffices to model the variable instance of satisfaction of the corresponding predicate (which is essentially the role of the “ \exists ” logical condition). This enables providing proofs in the sequel without distinguishing between nestings of eventually/always STL operators.

1) **Until STL Operator:** Consider the simple predicates μ_1, μ_2 with the associated predicate functions $h_1, h_2 \in \mathcal{F}(\mathcal{X}, \mathbb{R})$ (2) and the until operator $U_{[\underline{t}, \bar{t}]}$, $0 \leq \underline{t} \leq \bar{t}$ defined in Def. 1. Then the STL fragment $\mu_1 U_{[\underline{t}, \bar{t}]} \mu_2$ can be recast as: $\mu_1 U_{[\underline{t}, \bar{t}]} \mu_2 = (G_{[0, \underline{t}+\tau]} \mu_1) \wedge (F_{[\underline{t}+\tau, \bar{t}+\tau]} \mu_2)$, for $\tau \in [0, \bar{t} - \underline{t}]$. Then, similar to Props. 3, 4, the following CBF-STL operators are constructed: $G_{[0, \underline{t}+\tau]} \mu_1 : \mathbf{T}_{0, \underline{t}+\tau}^{[0, \bar{t}-\underline{t}]} V_{h_1}(x, t) \in \mathcal{F}(\mathcal{X} \times \mathbb{R}, \mathbb{R})$ and $F_{[\underline{t}+\tau, \bar{t}+\tau]} \mu_2 : \mathbf{T}_{\underline{t}+\tau, \bar{t}+\tau}^{[0, \bar{t}-\underline{t}]} V_{h_2}(x, t) \in \mathcal{F}(\mathcal{X} \times \mathbb{R}, \mathbb{R})$.

Proposition 5: Given the simple predicates μ_1, μ_2 with the associated predicate functions $h_1, h_2 \in \mathcal{F}(\mathcal{X}, \mathbb{R})$ (2) and the until operator $U_{[\underline{t}, \bar{t}]}$, $0 \leq \underline{t} \leq \bar{t}$ Def. 1, the following holds: $\left(\mathbf{T}_{0, \underline{t}+\tau}^{[0, \bar{t}-\underline{t}]} V_{h_1}(x, t) \geq 0 \right) \wedge \left(\mathbf{T}_{\underline{t}+\tau, \bar{t}+\tau}^{[0, \bar{t}-\underline{t}]} V_{h_2}(x, t) \geq 0 \right) \Rightarrow (x, t) \models \mu_1 U_{[\underline{t}, \bar{t}]} \mu_2$.

Proof: The proof is identical to Props. 3, 4. ■

B. Nested STL Operators

We now establish the CBF-STL operator composition rules for nested formulae. Throughout the following proofs, we start from an initial CBF-STL operator, which may correspond to the simple formulae of the previous subsection, or as a result of applying the composition rules recursively. By leveraging the association between the always/eventually/until operators and the CBF-STL operators of Subsec. IV-A, nested formulae can be inductively mapped to reachability-based functions. More precisely, in the following theorem we consider nestings of the form $\mathbf{T}_{\alpha', \beta'}^{\Theta'}, \mathbf{T}_{\alpha, \beta}^{\Theta}(\cdot)$, where $\mathbf{T}_{\alpha', \beta'}^{\Theta'}, \mathbf{T}_{\alpha, \beta}^{\Theta} \in \mathcal{T}$, and both operators may correspond to STL operators, i.e., from Props. 3, 4, 5, or compositions thereof (which can be formed inductively). Finally, in case of repeated fragments, we term the “number/time of satisfaction(s)” as the number that the formula is satisfied along a system’s evolution and the times at which the corresponding predicate function becomes positive.

Theorem 1: Consider the nested STL fragment ψ stemming from nested operations on the simple predicate μ and its corresponding predicate function $h \in \mathcal{F}(\mathcal{X}, \mathbb{R})$ (2). Assume that the CBF-STL operator $\mathbf{T}_{\alpha, \beta}^{\Theta} \in \mathcal{T}$ for $\alpha, \beta \in \mathcal{P}_{\Theta}^l$, $\Theta \subset \mathbb{R}^l \cup \emptyset^3$ corresponds to the fragment ψ , i.e., through (8) $\forall \tau \in \Theta$:

$$\forall t \in [t_0 + \alpha, t_0 + \beta] : h(x(t)) \geq 0 \Rightarrow (x, t_0) \models \psi. \quad (9)$$

³The arguments of $\alpha, \beta \in \mathcal{P}_{\Theta}^l$ are omitted for brevity, but are well-defined through the set of linear functions \mathcal{P}_{Θ}^l .

Then, with $\alpha', \beta' \in \mathcal{P}'_{\Theta}$, $\Theta \subset \mathbb{R}^{l'} \cup \emptyset$, for the nested operator:

$$\mathbf{T}_{\alpha', \beta'}^{\Theta'} \mathbf{T}_{\alpha, \beta}^{\Theta} V_h(x, t) = \bigwedge_{j=1}^{\bar{J}} \left(\mathbf{T}_{\alpha'_j, \beta'_j}^{\Theta'_j} V_h(x, t) \right), \quad (10)$$

where $j \in \mathbb{N}$ counts the number of satisfactions of ψ . Let⁴ $\tau_J = (\tau_1, \dots, \tau_J) \in \mathbb{R}^{J \cdot l}$ and $\tau''_j = (\tau'_1, \tau_J) \in \mathbb{R}^{J \cdot l + l'}$. The parameters of the nested operator are:

$$\begin{aligned} \alpha''_1(\tau''_1) &= \alpha'(\tau'_1) + \alpha(\tau_1) \in \mathcal{P}_{\Theta'_1}^{l+l'}, \\ \beta''_1(\tau''_1) &= \alpha'(\tau'_1) + \beta(\tau_1) \in \mathcal{P}_{\Theta'_1}^{l+l'}, \\ \Theta''_1 &= \Theta' \times \Theta, \end{aligned} \quad (11a)$$

$$\begin{aligned} \alpha''_{j+1}(\tau''_{j+1}) &= \beta''_j(\tau''_j) + \alpha(\tau_{j+1}) \in \mathcal{P}_{\Theta''_{j+1}}^{(j+1)l+l'} \\ \beta''_{j+1}(\tau''_{j+1}) &= \beta''_j(\tau''_j) + \beta(\tau_{j+1}) \in \mathcal{P}_{\Theta''_{j+1}}^{(j+1)l+l'}, \\ \Theta''_{j+1} &= \Theta''_j \times \Theta \subset \mathbb{R}^{(j+1)l+l'}, \end{aligned} \quad (11b)$$

with $\tau_j \in \Theta, \forall j \in \{1, \dots, \bar{J}-1\}$ and $\tau'_1 \in \Theta'$. The number $\bar{J} \in \mathbb{N}$ is the final satisfaction instance of the fragment:

$$\bar{J} = \max_{J \in \mathbb{N}} \{J\}, \quad (12)$$

$$\text{s.t.}: \beta''_{j-1}(\tau_{j-1}) \leq \beta'(\tau'_1) \leq \min_{\tau_j \in \Theta} \{\beta''_j((\tau'_1, \tau_{j-1}, \tau_j))\}.$$

Proof: See Appendix. \blacksquare

Remark 2: The upper bound $\min_{\tau_j \in \Theta} \{\beta''_j((\tau'_1, \tau_{j-1}, \tau_j))\}$ in Eq. (12) depends on the index J in the following way: for a given number of satisfactions of the inner fragment/operator, the parameters (τ_1, τ_{J-1}) are fixed, since they correspond to the previous elapsed times (which elapse exactly at $\beta''_{j-1}(\tau_{j-1})$). Then, the next elapsed time $\beta''_j((\tau'_1, \tau_{j-1}, \tau_j))$ also depends on the additional free parameter τ_j . If the minimum value of β''_j (w.r.t. to τ_j) is greater than $\beta'(\tau'_1)$, this means that the inner operator should not be repeated again.

Remark 3: In Thm. 1, the recursive formulae in Eq. (11) for $J > 1$ can also be expressed as:

$$\begin{aligned} \alpha''_j(\tau''_j) &= \alpha'(\tau'_1) + \alpha(\tau_j) + \sum_{j=1}^{J-1} \beta(\tau_j), \\ \beta''_j(\tau''_j) &= \alpha'(\tau'_1) + \beta(\tau_j) + \sum_{j=1}^{J-1} \beta(\tau_j), \\ \Theta''_j &= \Theta' \times \Theta^J \subset \mathbb{R}^{J \cdot l + l'}, \alpha''_j, \beta''_j \in \mathcal{P}_{\Theta''_j}^{J \cdot l + l'}. \end{aligned} \quad (13)$$

Remark 4: The formulae of Thm. 1 capture both repeating and non-repeating fragments. As identified in [10], nesting identical operators (i.e., always with always and eventually with eventually) as well as nesting the eventually operator with always, yield non-repeating fragments. Nesting an always operator with an eventually may yield a repeated fragment.

To see the above, consider two STL operators $T_{[\underline{t}, \bar{t}]}, T'_{[\underline{t}', \bar{t}]}$, $T, T' \in \{F, G\}$ for $0 \leq \underline{t} \leq \bar{t}$, $0 \leq$

⁴We remind the reader that we have defined the concatenation of vectors as (\cdot, \cdot) . We use bold symbols to distinguish between such concatenated vectors when appropriate for clarity.

$\underline{t}' \leq \bar{t}'$ and their corresponding CBF-STL operators: $\Sigma_{\underline{t}, \bar{t}}, \Sigma'_{\underline{t}', \bar{t}'}, \Sigma, \Sigma' \in \{\Phi, \Gamma\}$.

If the operators are identical, then for the terminal condition Eq. (12) we have $\beta'(\tau'_1) = \underline{t}' + \tau'_1$, $\beta''_{j-1}(\tau_{j-1}) = \underline{t}' + \tau'_1 + \sum_{j=1}^{j-1} (\underline{t} + \tau_j)$. Thus, Eq. (12) yields:

$$\sum_{j=1}^{\bar{J}-1} (\underline{t} + \tau_j) \leq 0,$$

which can only hold for $\bar{J} = 1$ since then the left inequality yields $0 \leq 0$ while for $\bar{J} > 1 \Rightarrow \sum_{j=1}^{\bar{J}-1} (\underline{t} + \tau_j) > 0$, i.e., there is no repetition of the formula.

Similarly for eventually-always, for the terminal condition Eq. (12) we have $\beta'(\tau'_1) = \underline{t}' + \tau'_1$, $\beta''_{j-1}(\tau_{j-1}) = \underline{t}' + \tau'_1 + (\bar{J}-1)\bar{t}$. Thus, Eq. (12) yields $(\bar{J}-1)\bar{t} \leq 0$, which can only hold for $\bar{J} = 1$ (i.e., no repetition).

Finally, for the possibly repeated always-eventually, for the terminal condition Eq. (12) we have $\beta' = \bar{t}'$, $\beta''_{j-1}(\tau_{j-1}) = \underline{t}' + \sum_{j=1}^{j-1} (\underline{t} + \tau_j)$ and: $\min_{\tau_j \in \Theta} \{\beta''_j((\tau'_1, \tau_{j-1}, \tau_j))\} = \underline{t}' + \underline{t} + \sum_{j=1}^{\bar{J}-1} (\underline{t} + \tau_j)$. Thus, Eq. (12) yields $\sum_{j=1}^{\bar{J}-1} (\underline{t} + \tau_j) \leq \bar{t}' - \underline{t}'$. Note how if $\bar{t}' - \underline{t}' \leq \underline{t}$, then the predicate can only be satisfied once, since for:

$$\begin{aligned} \bar{J} = 1 : 0 &\leq \bar{t}' - \underline{t}', \\ \bar{J} = 2 : \nexists \tau_2 \in \Theta : \underline{t} + \tau_2 &\leq \bar{t}' - \underline{t}', \end{aligned} \quad (14)$$

where for the second condition, since $\bar{t}' - \underline{t}' \leq \underline{t}$, no $\tau_2 \geq 0$ can satisfy the former. This is to be expected, since for more than one satisfaction instances, the starting time of the eventually should lie within the time window of the always operator. For $\bar{t}' - \underline{t}' > \underline{t}$, for a second satisfaction, the instance when the eventually is satisfied, i.e., $\underline{t} + \tau_j$ should also be within the time window of the always operator (i.e., the second condition in (14) should hold), etc. The number of satisfactions $\bar{J} \in \mathbb{N}$ depends on the time window of the always, i.e., $\bar{t}' - \underline{t}'$, the starting time for the eventually \underline{t} , and when exactly the predicate is satisfied at each repetition, $\underline{t} + \tau_j, j \in \{1, \dots, \bar{J}\}$.

C. Logical Compositions

The final element to handle arbitrary nested STL fragments is to treat logical operations. There are two such types, when: 1) operators that act on different value functions are logically composed (Thm. 2, Cor. 1), and 2) operators that act on the same value function are logically composed (Lem. 1, Thm. 3).

Theorem 2 (Conjunction of Independent Fragments): Consider a collection of $I \in \mathbb{N}$ STL fragments $\{\psi_1, \dots, \psi_I\}$ associated with the predicate functions $\{h_1, \dots, h_I\}, h_i \in \mathcal{F}(\mathcal{X}, \mathbb{R}), \forall i \in \{1, \dots, I\}$, as well as a collection of operators $\mathbf{T}_{\alpha_i, \beta_i}^{\Theta_i} \in \mathcal{T}, \forall i \in \{1, \dots, I\}$, with $\alpha_i, \beta_i \in \mathcal{P}_{\Theta_i}^{l_i}, \Theta_i \subset \mathbb{R}^{l_i} \cup \emptyset$. Further consider the collection of value functions associated with each predicate function $V_{h_i} \in \mathcal{F}(\mathcal{X} \times \mathbb{R}, \mathbb{R}), \forall i \in \{1, \dots, I\}$, i.e., each V_{h_i} satisfies (4) for each corresponding $h_i, \forall i \in \{1, \dots, I\}$. Assume

that each CBF-STL operator $\mathbf{T}_{\alpha_i, \beta_i}^{\Theta_i}$ corresponds to each predicate $\psi_i, i \in \{1, \dots, I\}$, i.e., from (8): $\forall \tau_i \in \Theta_i, \forall t \in [t_0 + \alpha_i, t_0 + \beta_i] : h_i(x(t)) \geq 0 \Leftrightarrow (x, t_0) \models \psi_i$. Further assume that all fragments are mutually logically consistent, i.e., $\exists \tau_i^* \in \Theta_i, \forall i \in \{1, \dots, I\}$ such that there exists a solution to (1) $x^* \in \mathcal{F}(\mathbb{R}, \mathcal{X})$ under $u^* \in \mathcal{F}(\mathbb{R}, \mathcal{U})$ from the initial time $t_0 \in \mathbb{R}$ such that:

$$\forall t \in [t_0 + \alpha_i(\tau_i^*), t_0 + \beta_i(\tau_i^*)] : \min_{i \in \{1, \dots, I\}} \{h_i(x^*(t))\} \geq 0. \quad (15)$$

The parameters τ_i^* may not be unique and we denote as $\Theta_i^* \subset \Theta_i, i \in \{1, \dots, I\}$ the set of such parameters for which (15) holds. Then, for some $\alpha', \beta' \in \mathcal{P}_{\Theta'}^l, \Theta' \subset \mathbb{R}^l$ the overall operator is: $\mathbf{T}_{\alpha', \beta'}^{\Theta'} \bigwedge_{i=1}^I \left(\mathbf{T}_{\alpha_i, \beta_i}^{\Theta_i} V_{h_i}(x, t) \right) = \bigwedge_{i=1}^I \left(\mathbf{T}_{\alpha'_i, \beta'_i}^{\Theta'_i} V_{h_i}(x, t) \right)$, where $\mathbf{T}_{\alpha'_i, \beta'_i}^{\Theta'_i} = \mathbf{T}_{\alpha', \beta'}^{\Theta'} \mathbf{T}_{\alpha_i, \beta_i}^{\Theta_i}, i \in \{1, \dots, I\}$ satisfy the nesting rules of Thm. 1.

Proof: See Appendix. \blacksquare

Corollary 1 (Disjunction of Independent Fragments): Given the setup of Thm. 2, the nesting rule for disjunctions is: $\mathbf{T}_{\alpha', \beta'}^{\Theta'} \bigvee_{i=1}^I \left(\mathbf{T}_{\alpha_i, \beta_i}^{\Theta_i} V_{h_i}(x, t) \right) = \bigvee_{i=1}^I \left(\mathbf{T}_{\alpha'_i, \beta'_i}^{\Theta'_i} V_{h_i}(x, t) \right)$, where $\mathbf{T}_{\alpha'_i, \beta'_i}^{\Theta'_i} V_{h_i}(x, t) = \mathbf{T}_{\alpha', \beta'}^{\Theta'} \mathbf{T}_{\alpha_i, \beta_i}^{\Theta_i} V_{h_i}(x, t), i \in \{1, \dots, I\}$ satisfy the nesting rules of Thm. 1, as long as $\exists \tau_i^* \in \Theta_i, \forall i \in \{1, \dots, I\}$ such that there exists a solution to (1) $x^* \in \mathcal{F}(\mathbb{R}, \mathcal{X})$ under $u^* \in \mathcal{F}(\mathbb{R}, \mathcal{U})$ from the initial time $t_0 \in \mathbb{R}$ such that: $\forall t \in [t_0 + \alpha_i(\tau_i^*), t_0 + \beta_i(\tau_i^*)] : \max_{i \in \{1, \dots, I\}} \{h_i(x^*(t))\} \geq 0$.

Proof: The proof is almost identical to Thm. 2. \blacksquare

Lemma 1 (Conjunction of Dependent Fragments): Consider the simple predicate μ and its corresponding predicate function $h \in \mathcal{F}(\mathcal{X}, \mathbb{R})$ (2), along with a nested predicate ψ and its corresponding operator in the setup of Thm. 1. Consider the predicate ϕ in the conjunction form (10), i.e., for the solution to (1) $x \in \mathcal{F}(\mathbb{R}, \mathcal{X})$ from $x(t_0) : \bigwedge_{j=1}^J \left(\mathbf{T}_{\alpha_j, \beta_j}^{\Theta_j} V_h(x, t) \right) \geq 0 \Leftrightarrow (x, t_0) \models \phi$, for $j \in \mathbb{N}$. Then, for $\alpha', \beta' \in \mathcal{P}_{\Theta'}^l, \Theta' \subset \mathbb{R}^l \cup \emptyset$, for the nested operator:

$$\mathbf{T}_{\alpha', \beta'}^{\Theta'} \bigwedge_{j=1}^{\bar{J}} \mathbf{T}_{\alpha_j, \beta_j}^{\Theta_j} V_h(x, t) = \bigwedge_{i=1}^{\bar{I}} \left(\bigwedge_{j=1}^{\bar{J}_i} \left(\mathbf{T}_{\alpha'_{i,j}, \beta'_{i,j}}^{\Theta'_{i,j}} V_h(x, t) \right) \right),$$

where $i \in \{1, \dots, \bar{I}\}$ corresponds to the number of satisfactions times of ϕ and $\bar{J}_i \in \mathbb{N}, \forall i \in \{1, \dots, \bar{I}\}$. The parameters are given through the recursive formula (where $\alpha_j, \beta_j, j \in \{1, \dots, \bar{J}_i\}$ are given by (11) and \bar{J}_i are given by (12), $\forall i \in \{1, \dots, \bar{I}\}$):

$$\begin{aligned} \alpha'_{i,j}(\tau''_{1,j}) &= \beta''_{i-1, \bar{J}_{i-1}}(\tau''_{i-1, \bar{J}_{i-1}}) + \alpha_j(\tau_{1,j}) \in \mathcal{P}_{\Theta'_{i,j}}^{l''_{i,j}}, \\ \beta'_{i,j}(\tau''_{1,j}) &= \beta''_{i-1, \bar{J}_{i-1}}(\tau''_{i-1, \bar{J}_{i-1}}) + \beta_j(\tau_{1,j}) \in \mathcal{P}_{\Theta'_{i,j}}^{l''_{i,j}}, \\ \Theta'_{i,j} &= \Theta' \times \Theta_j \subset \mathbb{R}^{l''_{i,j}}, l''_{i,j} = l''_{i,j-1} + l, \end{aligned} \quad (16)$$

with for $i = 1$ (i.e., at the first instance of the fragment), $\beta''_{0, \bar{J}_0}(\tau''_{0, \bar{J}_0}) = \alpha'(\tau'_1)$ for consistency. For $j = \bar{J}_i$ the j

index resets to 1, and the update for the $i + 1$ index is:

$$\begin{aligned} \alpha''_{i+1,1}(\tau''_{i,j}) &= \beta''_{i, \bar{J}_i}(\tau''_{i, \bar{J}_i}) + \alpha(\tau_{i+1,1}) \in \mathcal{P}_{\Theta''_{i, \bar{J}_i}}^{l''_{i+1,j}}, \\ \beta''_{i+1,1}(\tau''_{i,j}) &= \beta''_{i, \bar{J}_i}(\tau''_{i, \bar{J}_i}) + \beta(\tau_{i+1,1}) \in \mathcal{P}_{\Theta''_{i, \bar{J}_i}}^{l''_{i+1,j}}, \\ \Theta''_{i+1,1} &= \Theta''_{i, \bar{J}_i} \times \Theta' \subset \mathbb{R}^{l''_{i+1,j}}, l_{i+1,1} = l_{i, \bar{J}} + l, \end{aligned} \quad (17)$$

where $l''_{1,1} = l + l', \tau_{1,1} = \tau_1, \tau_{1,j} = (\tau_{1,j-1}, \tau_j), \tau_j \in \Theta_l, \forall j \in \{1, \dots, \bar{J}_i\}, \tau''_{1,j} = (\tau'_1, \tau_{1,j})$ with $\tau'_1 \in \Theta'$, and: $\tau_{i,j} \in \Theta, \tau''_{i,j} = (\tau'_1, \tau_{i,j})$ and $\tau_{i,j} = (\tau_{i-1, \bar{J}_{i-1}}, \tau_{i,j-1}, \tau_{i,j})$. The number $\bar{I} \in \mathbb{N}$ is the final satisfaction instance of the nested fragment:

$$\begin{aligned} \bar{I} &= \max_{I \in \mathbb{N}} \{I\}, \\ \text{s.t.} : \beta''_{I-1, \bar{J}_{I-1}}(\tau''_{I-1, \bar{J}_{I-1}}) &\leq \beta'(\tau'_1). \\ &\leq \min_{\tau \in \Theta} \left\{ \beta''_{I, \bar{J}}((\tau'_1, \tau_{I, J_{I-1}}, \tau)) \right\}. \end{aligned} \quad (18)$$

Proof: See Appendix. \blacksquare

Theorem 3 (Conjunction of Dependent Fragments Contd.): Consider the simple predicate μ and its corresponding predicate function $h \in \mathcal{F}(\mathcal{X}, \mathbb{R})$ (2), along with a nested predicate ψ and its corresponding operator in the setup of Thm. 1. Further consider an arbitrary nesting of $I \in \mathbb{N}$ conjunctions:

$$\begin{aligned} \mathbf{T}_{\alpha', \beta'}^{\Theta'} \bigwedge_{i_1=1}^{\bar{I}^1} \left(\dots \bigwedge_{i_2=1}^{\bar{I}^2} \left(\bigwedge_{i_3=1}^{\bar{I}^3} \left(\mathbf{T}_{\alpha_{i_1, \beta_{i_1}}^{\Theta_{i_1}}} V_h(x, t) \right) \right) \right) \\ = \bigwedge_{i_{I+1}=1}^{\bar{I}^{I+1}} \left(\dots \bigwedge_{i_2=1}^{\bar{I}^2} \left(\bigwedge_{i_1=1}^{\bar{I}^1} \left(\mathbf{T}_{\alpha_{i_{I+1}, \beta_{i_{I+1}}}^{\Theta_{i_{I+1}}}} V_h(x, t) \right) \right) \right), \end{aligned} \quad (19)$$

where we denote for $i_j \in \{1, \dots, \bar{I}_{i_j+1}^j\}, j \in \{1, \dots, I - 1\}, i_I \in \{1, \dots, \bar{I}^I\} : \mathcal{I}_I \triangleq \{i_1, i_2, \dots, i_I\}$, and for $j \leq k, j, k \in \mathbb{N} : \mathcal{I}_{j:k} \triangleq \{i_j, i_{j+1}, \dots, i_k\}$. Finally, denote for $j \leq k \leq l \leq m, l, m \in \mathbb{N} : \{\mathcal{I}_{j:k}, \mathcal{I}_{l:m}\} \triangleq \{i_j, i_{j+1}, \dots, i_k, i_l, i_{l+1}, \dots, i_m\}$.

These indices keep track of the repetitions of each of the nested functions, and $\bar{I}_{i_j+1}^j \in \mathbb{N}$ are the total number of satisfactions, which may change as the outer conjunctions are satisfied (hence the dependence on i_{j+1}). The updates for the parameters are, for $\alpha_{i_1, \beta_{i_1}}, i_1 \in \{1, \dots, \bar{I}_{i_2}^1\}$ are given by (11) and $\bar{I}_{i_2}^1$ are given by (12), $\forall i_2 \in \{1, \dots, \bar{I}_{i_3}^2\}$:

$$\begin{aligned} \alpha''_{\{i_1, \mathcal{I}_{2:I}\}} &= \beta''_{\{i_1, \mathcal{I}_{2:I-1}, i_{I-1}\}} + \alpha_{i_1} \in \mathcal{P}_{\Theta''_{\{i_1, \mathcal{I}_{2:I}\}}}^{l''_{\{i_1, \mathcal{I}_{2:I}\}}}, \\ \beta''_{\{i_1, \mathcal{I}_{2:I}\}} &= \beta''_{\{i_1, \mathcal{I}_{2:I-1}, i_{I-1}\}} + \beta_{i_1} \in \mathcal{P}_{\Theta''_{\{i_1, \mathcal{I}_{2:I}\}}}^{l''_{\{i_1, \mathcal{I}_{2:I}\}}}, \\ \Theta''_{\{i_1, \mathcal{I}_{2:I}\}} &= \Theta''_{\{i_1-1, \mathcal{I}_{2:I}\}} \times \Theta \subset \mathbb{R}^{l''_{\{i_1, \mathcal{I}_{2:I}\}}}, \\ l''_{\{i_1, \mathcal{I}_{2:I}\}} &= l''_{\{i_1-1, \mathcal{I}_{2:I}\}} + l, \end{aligned} \quad (20)$$

where for $i_I = 1$ (i.e., the first execution of the entire formula) $\beta''_{\{i_1, \mathcal{I}_{2:I-1}, 0\}} = \alpha'(\tau'_1)$ and $l''_{\{0, 1, \dots, 1\}} = l', \Theta''_{\{0, 1, \dots, 1\}} = \Theta'$ for consistency. The indices elapse with increasing order of their subscripts, i.e., i_1 elapses first, followed by i_2 , etc. The general update after the elapse

of a counter $i_k \in \{2, \dots, \bar{I}_{i_{k+1}}^k\}$, indexed by $k < \bar{I}$ is (the arguments of the functions are omitted for clarity):

$$\begin{aligned} \alpha''_{\{\mathcal{I}_{1:k-1}, i_k, \mathcal{I}_{k+1:I}\}} &= \beta''_{\{\bar{I}_2^1, \bar{I}_3^2, \dots, i_{k-1}, \mathcal{I}_{k+1:I}\}} + \alpha \\ &\in \mathcal{P}'_{\Theta''_{\{\mathcal{I}_{1:k-1}, i_k, \mathcal{I}_{k+1:I}\}}}}, \\ \beta''_{\{\mathcal{I}_{1:k-1}, i_k, \mathcal{I}_{k+1:I}\}} &= \beta''_{\{\bar{I}_2^1, \bar{I}_3^2, \dots, i_{k-1}, \mathcal{I}_{k+1:I}\}} + \beta \\ &\in \mathcal{P}'_{\Theta''_{\{\mathcal{I}_{1:k-1}, i_k, \mathcal{I}_{k+1:I}\}}}}, \\ \Theta''_{\{\mathcal{I}_{1:k-1}, i_k, \mathcal{I}_{k+1:I}\}} &= \Theta''_{\{\bar{I}_2^1, \bar{I}_3^2, \dots, i_{k-1}, \mathcal{I}_{k+1:I}\}} \times \Theta \subset \mathbb{R}'_{\{\mathcal{I}_{1:k-1}, i_k, \mathcal{I}_{k+1:I}\}}, \\ l''_{\{\mathcal{I}_{1:k-1}, i_k, \mathcal{I}_{k+1:I}\}} &= l''_{\{\bar{I}_2^1, \bar{I}_3^2, \dots, i_{k-1}, \mathcal{I}_{k+1:I}\}} + l. \end{aligned}$$

The number $\bar{I}^{I+1} \in \mathbb{N}$ is the final satisfaction instance of the nested fragment:

$$\begin{aligned} \bar{I}^{I+1} &= \max_{I \in \mathbb{N}} \{I\}, \\ \text{s.t.: } \beta''_{\mathcal{I}_{1:I-1}} &\leq \beta'(\tau'_1) \leq \min_{\tau_1 \in \Theta} \{\beta''_{\mathcal{I}_{1:I}}\}. \end{aligned} \quad (21)$$

Proof: See Appendix. \blacksquare

Remark 5: The above nesting rules require enforcing multiple conjunctions, which define a sequence of operators, e.g., $\{\mathbf{T}_{\alpha_1, \beta_1}^{\Theta_1}, \dots, \mathbf{T}_{\alpha_I, \beta_I}^{\Theta_I}\}$, $I \in \mathbb{N}$ whose parameters are strictly increasing, i.e., $\alpha_i < \alpha_{i+1}, \beta_i < \beta_{i+1}$ (the arguments of the functions $\alpha_i, \beta_i, i \in \{1, \dots, I\}$ are omitted for brevity). Enforcing all of them initially seems to require future knowledge of the system's evolution. However, through Prop. 2 it only suffices to enforce a single constraint, corresponding to the “earliest” operator, e.g., $\mathbf{T}_{\alpha_1, \beta_1}^{\Theta_1}$. More specifically, Prop. 2 ensures that: $\mathbf{T}_{\alpha_1, \beta_1}^{\Theta_1} V_h(x, t) \geq 0 \Rightarrow \mathbf{T}_{\alpha_i, \beta_i}^{\Theta_i} V_h(x, t) \geq 0, \forall i \in \{1, \dots, I\}$.

Remark 6: Note that disjunctions/conjunctions of independent fragments stem directly from logical operations within STL formulae, in contrast to dependent conjunctions which result from nestings within formulae. Hence, disjunctions of dependent fragments are not possible and are thus omitted from the preceding analysis.

V. Scheduling, Task Planning & Control

In this section we employ a similar approach to [19] for modeling STL formulae using graphs. We include here a discussion on the notation for clarity, and the reader is directed there for more details. The authors in the former propose signal Temporal Logic Trees (sTLTs), and an equivalence relationship between complete paths of an sTLT and satisfaction of the associated STL formula is demonstrated. Consider the example $\phi = F_{[0,15]}(G_{[2,10]}\mu_1 \vee \mu_2 U_{[5,10]}\mu_3)$, with its associated sTLT depicted in Fig. 2. Its nodes fall into three categories, 1) set nodes, denoted by $\mathbb{X}_i, i \in \{1, \dots, 8\}$, 2) logic nodes denoted by $\{\wedge, \vee\}$, and 3) temporal nodes denoted similarly to STL operators. The set nodes correspond to satisfying sets, i.e., subsets of the state space for which the nodes' sub-trees are reachable under the input constraints. The authors in [19] denote by \mathbf{p} complete paths of the sTLT:

$$\mathbf{p} = \mathbb{X}_0 \tilde{\Theta}_1 \mathbb{X}_1 \tilde{\Theta}_2 \dots,$$

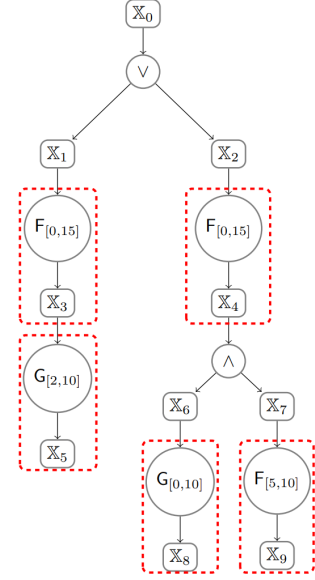


Fig. 2: [19, Fig. 2], sTLT of $\phi = F_{[0,15]}(G_{[2,10]}\mu_1 \vee \mu_2 U_{[5,10]}\mu_3)$ for the desired form $\hat{\phi} = (F_{[0,15]}G_{[2,10]}\mu_1) \vee F_{[0,15]}(G_{[0,10]}\mu_2 \wedge F_{[5,10]}\mu_3)$.

where $\tilde{\Theta}_i, i \in \mathbb{N}$ denotes⁵ logic/temporal nodes. The discrepancy between $\phi = F_{[0,15]}(G_{[2,10]}\mu_1 \vee \mu_2 U_{[5,10]}\mu_3)$ and Fig. 2 stems from the use of a “desired form” $\hat{\phi} = (F_{[0,15]}G_{[2,10]}\mu_1) \vee F_{[0,15]}(G_{[0,10]}\mu_2 \wedge F_{[5,10]}\mu_3)$ in [19], which we will not employ in this work.

Consider now a general STL formula (3), which can be modeled using a rooted tree structure similar to sTLTs. Let $\mathcal{G}_{\text{STL}}^\phi = \{\mathcal{V}_{\text{STL}}, \mathcal{E}_{\text{STL}}\}$ denote a tree whose vertices $v \in \mathcal{V}_{\text{STL}}$ consist of simple predicates, STL and logical operators. The edge set \mathcal{E}_{STL} consists of pairs of nodes with a parent-child relationship, where each edge corresponds to a nesting operation. For instance, for $F_{[\underline{t}, \bar{t}]} \mu$, where μ is a simple predicate, the vertex corresponding to μ is a child of the node corresponding to $F_{[\underline{t}, \bar{t}]}$. If μ is an STL fragment then its vertex forms a sub-branch with root $F_{[\underline{t}, \bar{t}]}$. In such trees, leaf nodes always correspond to simple predicates, while the root node is considered to model the entire STL formula. An example $\phi = F_{[0,15]}(G_{[2,10]}\mu_1 \vee \mu_2 U_{[5,10]}\mu_3)$ [19] is depicted in Fig. 3 (left).

A main difference between $\mathcal{G}_{\text{STL}}^\phi$ and sTLTs lies in the omission from $\mathcal{G}_{\text{STL}}^\phi$ of the corresponding reachable sets, since reachability is baked into the proposed operator’s action on reachability value functions. Hence, interpreting the vertices of $\mathcal{G}_{\text{STL}}^\phi$ as containing the corresponding sets of sTLTs turns $\mathcal{G}_{\text{STL}}^\phi$ into an sTLT. A notable difference between this work and [19] rests on computational complexity; first, each one of the set nodes in [19] requires the solution of a reachability problem whereas in our work the number of reachability functions is exactly equal to the number of simple predicates. Second, we bypass computing CBFs for the system, since we employ the reachability

⁵we use $\tilde{\Theta}$ instead of the symbol Θ in [19] which we have already reserved here in the operator definition

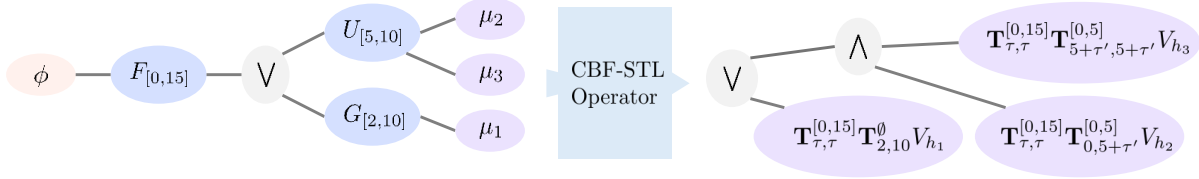


Fig. 3: Examples of STL operator graph (left) and logic graph (right) for the STL formula $\phi = F_{[0,15]}(G_{[2,10]}\mu_1 \vee \mu_2 U_{[5,10]}\mu_3)$.

value functions directly.

We further construct a logic tree, denoted as $\mathcal{G}_{\text{LOG}}^{\phi} = \{\mathcal{V}_{\text{LOG}}, \mathcal{E}_{\text{LOG}}\}$, by first replacing the leaf vertices (corresponding to simple predicates) with the associated operators acting on the predicates' value functions, and second, removing the STL operator vertices. Note that by construction $\mathcal{G}_{\text{LOG}}^{\phi}$ is a proper tree (i.e., any inner node has at least two children; every inner node is a logical operator and its children are the operator's arguments). We denote the set of such logic graphs, i.e., proper trees with inner nodes corresponding to logical operators and leaf nodes corresponding to nested CBF-STL operators (6) acting on value functions (4), as $\mathfrak{G}_{\text{log}} \ni \mathcal{G}_{\text{log}}^{\phi}$. An example is illustrated in Fig. 3 (right), where the until operator is replaced by its decomposition (see Subsec. IV-A1).

A. Scheduling & Task Planning

1) Preliminaries: Given an STL formula ϕ (3), scheduling refers to finding a sequence of tasks that can be completed given system (1) under admissible inputs defined by \mathcal{U} . Concurrently, we distinguish task planning as the exact time for which each task is satisfied. In our approach, both aspects are encoded via the parameters $\tau \in \Theta$ in (6).

Given a collection of $K \in \mathbb{N}$ simple predicates $\{\mu_1, \dots, \mu_K\}$ with their associated predicate functions $\{h_1, \dots, h_K\}$, $h_k \in \mathcal{F}(\mathcal{X}, \mathbb{R})$ and value functions $V_{h_k} \in \mathcal{F}(\mathcal{X} \times \mathbb{R}, \mathbb{R})$, $\forall k \in \{1, \dots, K\}$ (5), following the composition rules of Sec. IV yields the operators $\mathbf{T}_{\alpha_k, \beta_k}^{\Theta_k} \in \mathcal{T}$, $\alpha_k, \beta_k \in \mathcal{P}_{\Theta_k}^{l_k}$, $\Theta_k \subset \mathbb{R}^{l_k} \cup \emptyset$, $\forall k \in \{1, \dots, K\}$.

For each operator, let $\tau^k \in \Theta_k$, $\forall k \in \{1, \dots, K\}$ denote their parameters. Note that several of these parameters may coincide (i.e., should take identical values at all times), which can be modeled via a (symmetric) adjacency matrix $\mathcal{A}^{\phi} \in \{0, 1\}^{(\sum_{k=1}^K l_k) \times (\sum_{k=1}^K l_k)}$, corresponding to the stacked parameter vector $\tau \triangleq (\tau^1, \dots, \tau^K) \in \Theta_1 \times \dots \times \Theta_K \subset \mathbb{R}^{\sum_{k=1}^K l_k} \cup \emptyset$. Then, $\mathcal{A}_{i,j}^{\phi} = 1$ if the i -th and j -th elements of τ coincide, otherwise $\mathcal{A}_{i,j}^{\phi} = 0$. Given the above matrix's rank $\mathbb{N} \ni \hat{L} = \text{rank}(\mathcal{A}^{\phi})$, let $\mathcal{L} = \{\hat{l}_1, \dots, \hat{l}_{\hat{L}}\} \subset \{1, \dots, \sum_{k=1}^K l_k\}$ denote the set containing the indices of the independent columns of \mathcal{A}^{ϕ} . Then, the independent parameters $\hat{\tau} \in \mathbb{R}^{\hat{L}}$ of ϕ satisfy $\tau = \hat{\mathcal{A}}^{\phi} \hat{\tau}$, where $\hat{\mathcal{A}}^{\phi} \in \{0, 1\}^{(\sum_{k=1}^K l_k) \times \hat{L}}$ is formed by the independent columns of \mathcal{A}^{ϕ} and $\hat{\tau} \in \Theta_{\mathcal{L}} \triangleq \Theta_{\hat{l}_1} \times \dots \times \Theta_{\hat{l}_{\hat{L}}}$.

Given the formula $\phi = F_{[0,15]}(G_{[2,10]}\mu_1 \vee \mu_2 U_{[5,10]}\mu_3)$ (example [19], Fig. 3), the adjacency matrix for $\tau =$

$(\tau^1, \tau^2, \tau^3) = (\tau, (\tau, \tau'), (\tau, \tau')) \in \mathbb{R}^5$ is:

$$\mathcal{A}^{\phi} = \begin{bmatrix} 1 & 1 & 0 & 1 & 0 \\ 1 & 1 & 0 & 1 & 0 \\ 0 & 0 & 1 & 0 & 1 \\ 1 & 1 & 0 & 1 & 0 \\ 0 & 0 & 1 & 0 & 1 \end{bmatrix},$$

and the independent parameters with $\mathcal{L} = \{1, 3\}$ satisfy:

$$\tau = \begin{bmatrix} 1 & 1 & 0 & 1 & 0 \\ 0 & 0 & 1 & 0 & 1 \end{bmatrix}^{\top} \hat{\tau},$$

where $\hat{\tau} = (\tau, \tau') \in [0, 15] \times [0, 5]$. In case of repeated fragments, the dimensions of the matrices $\mathcal{A}^{\phi}, \hat{\mathcal{A}}^{\phi}$ and the parameter vectors $\tau, \hat{\tau}$ should appropriately and consistently increase as task repetitions elapse.

Finally, given a rooted tree $\mathcal{G} = \{\mathcal{V}, \mathcal{E}\}$ with root r and leaves $\mathcal{L} \subseteq \mathcal{V}$. We denote as $d(v)$ the depth (distance to the root) of vertex v , $p(v)$ the parent of v , $\text{deg}(v)$ the number of outgoing edges of v and the group $L(v) = \{\ell \in \mathcal{L} \mid v \text{ is an ancestor of } \ell\}$. We denote as $\text{LCA}(l_1, l_2)$, $l_1, l_2 \in \mathcal{L}$ the lowest common ancestor of two leaf nodes, i.e.:

$$\text{LCA}(l_1, l_2) = \arg \max_{v \in \mathcal{V}/\mathcal{L}} \{d(v)\}, \text{ such that: } l_1, l_2 \in L(v). \quad (22)$$

2) sTLT Semantics:

Proposition 6: Given an STL formula ϕ (3), which stems from a collection of simple predicates $\{\mu_k, k = 1, \dots, K\}$, consider the corresponding STL operator tree $\mathcal{G}_{\text{STL}}^{\phi}$, its logic tree $\mathcal{G}_{\text{LOG}}^{\phi}$ as well its sTLT. Denote as \mathbf{p}_k complete path of the sTLT ending on the leaf vertex corresponding to μ_k , $\forall k \in \{1, \dots, K\}$ (see [19] for details):

$$\mathbf{p}_k = \mathbb{X}_0 \tilde{\Theta}_1 \mathbb{X}_1 \tilde{\Theta}_2 \dots \tilde{\Theta}_{N_f^k} \mathbb{X}_{N_f^k}. \quad (23)$$

Let $(x, t) \cong \mathbf{p}_k$ denote that a trajectory $x \in \mathcal{F}(\mathbb{R}, \mathcal{X})$ of (1) satisfies \mathbf{p} (see. [19, Definition 13] for details). Then:

$$(x, 0) \cong \mathbf{p}_k \Leftrightarrow \mathbf{T}_{\alpha_k(\tau^k(t)), \beta_k(\tau^k(t))}^{\Theta_k} V_{h_k}(x(t), t) \geq 0, \quad (24)$$

$\forall t \geq 0$ and for some $\tau^k \in \mathcal{F}(\mathbb{R}, \mathbb{R}^{l_k})$, where $\mathbf{T}_{\alpha_k, \beta_k}^{\Theta_k} \in \mathcal{T}$ is the operator corresponding to μ_k , i.e.,:

$$\mathbf{T}_{\alpha_k, \beta_k}^{\Theta_k} V_{h_k}(x, t) = \mathbf{T}_{\alpha_k^1, \beta_k^1}^{\Theta_k^1} \mathbf{T}_{\alpha_k^2, \beta_k^2}^{\Theta_k^2} \dots \mathbf{T}_{\alpha_k^{N_f^k}, \beta_k^{N_f^k}}^{\Theta_k^{N_f^k}} V_{h_k}(x, t), \quad (25)$$

where for notational consistency between the indices the operators corresponding to $\tilde{\Theta}_i \in \{\wedge, \vee\}$ can be replaced with the identity operator $\mathbf{T}_{0,0}^{\emptyset}$, i.e., $\alpha_k^i = \beta_k^i = 0$ for any $\Theta_k^i = \emptyset$, $\forall i \in \{0, \dots, N_f^k\}$ such that $\tilde{\Theta}_i \in \{\wedge, \vee\}$. The

function $V_{h_k} \in \mathcal{F}(\mathcal{X} \times \mathbb{R}, \mathbb{R})$ is the value function corresponding to μ_k and $\alpha_k, \beta_k \in \mathcal{P}_{\Theta_k}^{l_k}, \Theta_k \subset \mathbb{R}^{l_k} \cup \emptyset, \alpha_k^i, \beta_k^i \in \mathcal{P}^{l_k}, \Theta_k^i \subset \mathbb{R}^{l_k} \cup \emptyset, \forall i \in \{1, \dots, N_f^k\}, \forall k \in \{1, \dots, K\}$.

Proof: Consider some $k \in \{1, \dots, K\}$. We will prove the claim for each item i) through iv) of [19, Definition 13]. For the complete path (23), \mathbb{X}_i correspond to sets and $\tilde{\Theta}_i, i \in \{1, \dots, N_f^k\}$ correspond to STL operators (see [19] for details). First note that time interval codings [19, Definition 12] correspond to the CBF-STL operator intervals $[\alpha_k^i, \beta_k^i]$. To see this, the existence of a time interval coding is defined as “assigning a time interval to each reachable set \mathbb{X}_i ”, which corresponds exactly to finding some $\tau^k(t)$ (possibly discontinuous) which defines the starting and ending times of each STL operator.

Furthermore, consider the constituents of the path’s \mathbf{p}_k corresponding operator in Eq. (25). Each $\tilde{\Theta}_i, \mathbb{X}_i$ in [19] is defined recursively from $i = N_f^k$ to $i = 1$, with $\mathbb{X}_{N_f^k}$ corresponding to \mathcal{B}_{h_k} in our notation (i.e., $\{x \in \mathcal{X} \mid h_k(x) = V_{h_k}(x, 0) \geq 0\}$), and \mathbb{X}_{i-1} is the reachable set for the STL operator Θ_i from the set \mathbb{X}_i given its time interval coding, which is exactly:

$$\mathbb{X}_{i-1} = \left\{ x \in \mathcal{X} \mid \mathbf{T}_{\alpha_k^i, \beta_k^i}^{\Theta_i} \cdots \mathbf{T}_{\alpha_k^{N_f^k}, \beta_k^{N_f^k}}^{\Theta_{N_f^k}} V_{h_k}(x, t) \geq 0 \right\}.$$

Finally, item i) in [19] corresponds to Thm. 2 and Cor. 1 by replacing the outer operator with the identity one (see Def. 3), items ii) and iii) are covered by Thms. 1, 3 and Lem. 1, while item iv) corresponds exactly to set invariance by the action of the operator on the value function. Sufficiency and necessity stem directly from the aforementioned proofs, where STL formula satisfaction is equivalent to the state belonging to the corresponding reachable sets (i.e., super-level sets of the value function acted on by the operator). ■

3) Formula Satisfaction: In order to satisfy the entire formula ϕ , the logical relationships between complete paths of the sTLT must be taken into account. To this end, we will design a function $\sigma \in \mathcal{F}(\mathcal{X} \times \mathbb{R} \times \Theta, \mathbb{R})$ whose positivity is necessary and sufficient for formula satisfaction, via Alg. 1.

An example of the steps of Alg. 1 is depicted in Fig. 4. The function σ then results from replacing the leaf node labels with their corresponding operator-based value functions (see Fig. 3) and is formally defined via the mapping:

$$\mathfrak{G}_{\log} \xrightarrow{\text{Alg. 1}} \mathcal{F}(\mathcal{X} \times \mathbb{R} \times \Theta, \mathbb{R}) \ni \sigma. \quad (26)$$

We overload the notation that we have used thus far for the operators by also including the dependence on the corresponding parameters:

$$\mathcal{F}(\mathcal{X} \times \mathbb{R} \times \Theta, \mathbb{R}) \ni \mathbf{V}_h(x, t, \tau) = \mathbf{T}_{\alpha(\tau), \beta(\tau)}^{\Theta} V_h(x, t).$$

For the case of $\phi = F_{[0,15]}(G_{[2,10]}\mu_1 \vee \mu_2 U_{[5,10]}\mu_3)$ (example [19], Fig. 3) this yields:

$$\sigma(x, t, \tau) = \sigma(x, t, (\tau^1, \tau^2, \tau^3)) = \max \{ \mathbf{V}_1(x, t, \tau^1), \min \{ \mathbf{V}_2(x, t, \tau^2), \mathbf{V}_3(x, t, \tau^3) \} \}, \quad (27)$$

where $\mathbf{V}_i(x, t, \tau^i) = \mathbf{T}_{\alpha_i(\tau^i), \beta_i(\tau^i)}^{\Theta_i} V_{h_i}(x, t), i \in \{1, 2, 3\}$.

Algorithm 1 Bottom-Up Logic Tree Groupings

- 1: Consider the proper logic tree $\mathcal{G}_{\text{LOG}}^{\phi} = (\mathcal{V}_{\text{LOG}}, \mathcal{E}_{\text{LOG}})$ of depth $D \in \mathbb{N}$, with its root removed, let its new root denoted by r . Since the tree is proper, for internal nodes $\deg(v) \geq 2$, and for leaves $\deg(\ell) = 0$. For each internal node $v \in \{\vee, \wedge\}$.
- 2: $\bar{d} \leftarrow D - 1$.
- 3: while $\bar{d} \geq 0$ do
- 4: Find the leaf subset(s) with LCA of maximum depth:

$$\{l_1^*, l_2^*, \dots\} = \arg \max_{\mathbf{l} \in \text{Pow}(\mathcal{L})} \{d(\text{LCA}(\mathbf{l}))\}.$$

- 5: Remove leaves l_1^*, l_2^*, \dots from tree, relabel $v \triangleq p(l_1^*) = p(l_2^*) = \dots$ as v' , with:
$$v' = \begin{cases} \min\{l_1^*, l_2^*, \dots\}, & v \in \{\wedge\} \\ \max\{l_1^*, l_2^*, \dots\}, & v \in \{\vee\} \end{cases}.$$
 - 6: Update $\bar{d} \leftarrow \max_{\mathbf{l} \in \text{Pow}(\mathcal{L})} \{d(\text{LCA}(\mathbf{l}))\}$
 - 7: end while
 - 8: Return root label r .
-

Theorem 4: Given an STL formula ϕ (3), which contains a collection of simple predicates $\{\mu_k, k = 1, \dots, K\}$, consider the corresponding STL operator tree $\mathcal{G}_{\text{STL}}^{\phi}$ its logic tree $\mathcal{G}_{\text{LOG}}^{\phi}$ as well its sTLT, denoted by \mathcal{T}^{ϕ} . Construct the corresponding function $\sigma \in \mathcal{F}(\mathcal{X} \times \mathbb{R} \times \Theta, \mathbb{R})$, evaluated as $\sigma(x, t, \tau)$. Now let \mathcal{A}^{ϕ} denote the adjacency matrix for the parameters $\tau = (\tau^1, \dots, \tau^K)$, with $\hat{\mathcal{A}}^{\phi}$ a matrix consisting of its independent columns and denote the free parameters as $\hat{\tau}$, satisfying $\tau = \hat{\mathcal{A}}^{\phi} \hat{\tau}$. Further consider the satisfaction relationship $(x, t) \cong \mathcal{T}^{\phi}$ [19, Definition 14] for a trajectory $x \in \mathcal{F}(\mathbb{R}, \mathcal{X})$ of (1) from $x(t_0), t_0 = 0$ w.l.o.g.. Then $(x, 0) \cong \mathcal{T}^{\phi} \Leftrightarrow (x, 0) \models \phi \Leftrightarrow \exists \hat{\tau} \in \mathcal{F}(\mathbb{R}, \Theta_{\mathcal{L}}) : \sigma(x(t), t, \hat{\mathcal{A}}^{\phi} \hat{\tau}(t)) \geq 0, \forall t \in \mathbb{R}_{\geq 0}$.

Prior to proving Thm. 4, we prove the following:

Proposition 7: Consider the setup of Thm. 4, two complete paths of \mathcal{T}^{ϕ} , denoted as $\mathbf{p}_{k_1}, \mathbf{p}_{k_2}, k_1, k_2 \in \{1, \dots, K\}$ and given by (23) such that they share a common segment that differs after some depth $d > 0$, i.e., $v = \text{LCA}(l_{k_1}, l_{k_2}) \Rightarrow d(v) > 0$. Further let the (nested) CBF-STL operators of the corresponding leaves $l_{k_1}, l_{k_2} \in \mathcal{V}_{\text{LOG}}$ be $\mathbf{T}_{\alpha_{k_1}, \beta_{k_1}}^{\Theta_{k_1}} V_{h_{k_1}}(x, t), \mathbf{T}_{\alpha_{k_2}, \beta_{k_2}}^{\Theta_{k_2}} V_{h_{k_2}}(x, t)$ Then:

$$\begin{aligned} & ((x, 0) \cong \mathbf{p}_{k_1}) \wedge ((x, 0) \cong \mathbf{p}_{k_2}) \Leftrightarrow \\ & \min \left\{ \mathbf{T}_{\alpha_{k_1}, \beta_{k_1}}^{\Theta_{k_1}} V_{h_{k_1}}(x, t), \mathbf{T}_{\alpha_{k_2}, \beta_{k_2}}^{\Theta_{k_2}} V_{h_{k_2}}(x, t) \right\} \geq 0, \end{aligned} \quad (28)$$

where the same holds for \vee, \max .

Proof: See Appendix. ■

We are now ready to prove Thm. 4.

Proof of Thm. 4: Consider every complete path $\mathbf{p}_k, k \in \{1, \dots, K\}$. The proof follows the same process

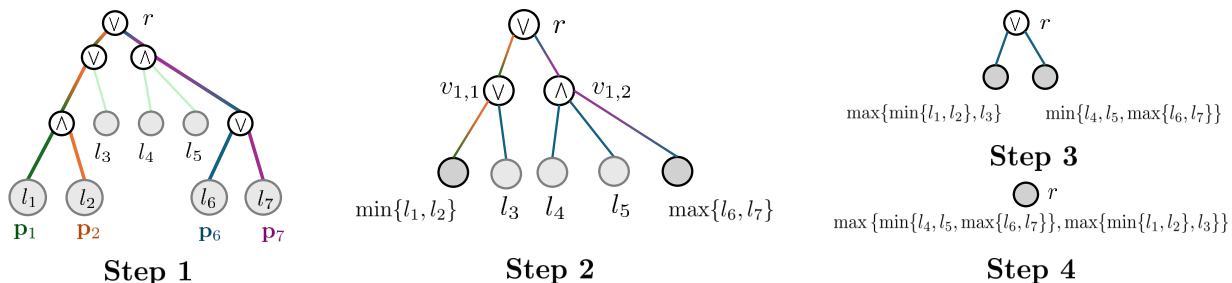


Fig. 4: Example/visual aid for Alg. 1 and the proof of Thm. 4. At step 1, two pairs of leaves with the maximum LCA are identified ($\{l_1, l_2\}, \{l_6, l_7\}$).

of Alg. 1: consider the subset of leaves of \mathcal{G}_{LOG} with the LCA of maximum degree:

$$\{l_{i_1}, l_{i_2}, \dots, l_{i_N}\} = \arg \max_{l \in \text{Pow}(\mathcal{L})} \{d(\text{LCA}(l))\},$$

with their corresponding complete paths denoted as $\{\mathbf{p}_{i_1}, \dots, \mathbf{p}_{i_N}\}$, $i_n \in \{1, \dots, K\}, \forall n \in \{1, \dots, N\}$: $N \in \{2, \dots, K\}$. Let $v \in \{\wedge, \vee\}$ denote the label of the above LCA (which is unique and well defined since the logic tree is proper). Per Prop. 7 (we can apply this proposition to more than two paths with exactly the same arguments):

$$\bigwedge_{n=1}^N ((x, 0) \cong \mathbf{p}_{i_n}) \Leftrightarrow \min \{ \mathbf{V}_{h_{i_n}}(x, t, \boldsymbol{\tau}^{i_n}), \forall n \in \{1, \dots, N\} \} \geq 0, \quad (29)$$

(where \wedge, \min should be replaced with \vee, \max based on the LCA $v \in \{\wedge, \vee\}$). The leaves $\{l_{i_1}, l_{i_2}, \dots, l_{i_N}\}$ are then removed from the graph, and the LCA is replaced with (29). This process can be repeated inductively similarly to Alg. 1 (see Fig. 4 for an example). Note that in [19, Thms. 1,2] this inductive process is exactly how the authors show the equivalence:

$$(x, 0) \cong \mathcal{T}^\phi \Leftrightarrow (x, 0) \models \phi. \quad (30)$$

Note that, starting from (29) and following Alg. 1 while replacing the leaf nodes with the corresponding functions $\mathbf{V}_{h_{i_n}}(x, t, \boldsymbol{\tau}^{i_n}), \forall n \in \{1, \dots, N\}$ is exactly how the function $\sigma \in \mathcal{F}(\mathcal{X} \times \mathbb{R} \times \Theta, \mathbb{R})$ is obtained –see Eq. (26)–. Therefore, inductively applying Prop. 7 yields:

$$\sigma(x(t), t, (\boldsymbol{\tau}^1, \dots, \boldsymbol{\tau}^K)) \geq 0. \quad (31)$$

Nevertheless, in order to establish the equivalence between (30) and (31), the parameters in $(\boldsymbol{\tau}^1, \dots, \boldsymbol{\tau}^K)$ should also be consistent. Per Prop. 6, for any complete path \mathbf{p}_k , the time interval codings correspond to a choice of parameters $\boldsymbol{\tau}^k, k \in \{1, \dots, K\}$. However this does not necessarily imply consistence of the parameters between operators/value functions. To achieve this, substitute in (31): $(\boldsymbol{\tau}^1, \dots, \boldsymbol{\tau}^K) = \hat{\mathcal{A}}^\phi \hat{\boldsymbol{\tau}}$. Therefore, by necessity and sufficiency of Props. 6, 7 existence of some $\hat{\boldsymbol{\tau}} \in \mathcal{F}(\mathbb{R}, \Theta_{\mathcal{L}})$ such that:

$$\sigma(x(t), t, \hat{\mathcal{A}}^\phi \hat{\boldsymbol{\tau}}) \geq 0, \quad (32)$$

directly implies that $(x, 0) \cong \mathcal{T}^\phi$, which by (30) is a necessary and sufficient condition for formula satisfaction.

To finish the proof, we need to show necessity (\Leftarrow): If $(x, 0) \cong \mathcal{T}^\phi$, by the inductive arguments of [19, Thms. 1,2] and the necessary and sufficient conditions of Sec. IV this directly implies that: 1) a time interval coding exists \Rightarrow a consistent set of parameters $\boldsymbol{\tau} = \hat{\mathcal{A}}^\phi \hat{\boldsymbol{\tau}}$ also exists for (31), and 2) the resulting function in (31) should be positive. ■

Remark 7: In [19, Thm. 1], the authors employ a similar inductive process for a desired form $\hat{\phi}$ of the formula ϕ , which yields a conservative approach to control for STL. As noted in [19, Thm. 2, Rem. 4], the lack of equivalence between these two forms stems from: 1) the “fixing” of the time of satisfaction for the decomposition of the until operator, 2) when multiple always operators are combined through a disjunction, the aforementioned method enforces two separate disjunctions, 3) when encountering disjunctions, the method is forced to choose a specific path on the STLTL (i.e., only one out of the two disjuncted formulae is enforced). The above limit the equivalence relationship only on formulae with the desired form in [19]. Otherwise, [19, Thm. 1] can be used for general formulae (not necessarily in desired form).

In contrast, our approach does not rely on desired forms and hence is not an under-approximation. More specifically, for item 1) when decomposing the until operator, its satisfaction time instance is left “free”, owing to our parametrization of the CBF-STL operator, while for items 2), 3) the proofs in Sec. IV do not assume the form of the formula for disjunctions; the corresponding max operation on invariant sets enables not choosing a specific path of the STLTL.

B. Online Control for STL Satisfaction

Eq. (32) yields a necessary and sufficient condition through the existence of the parameter vector $\hat{\boldsymbol{\tau}} \in \mathcal{F}(\mathbb{R}, \Theta_{\mathcal{L}})$. Task scheduling and planning boils down to finding such a (possibly discontinuous) function. Therefore, to ensure STL formula satisfaction, two aspects should be tackled: 1) maintaining positivity of σ (32), and 2) designing the evolution of $\hat{\boldsymbol{\tau}}$. This approach is in line with, and generalizes, an existing line of work on STL satisfaction through forward set invariance [21].

To synthesize control inputs, we need to enforce positivity of the non-smooth function σ , which can be achieved

through the combinatorial CBF framework proposed in [22, Sec. IV]. This yields the conditions (arguments are suppressed for brevity): $\dot{\mathbf{V}}_k > -\kappa(\mathbf{V}_k + |\mathbf{V}_k - \sigma|)$, $\forall k \in \{1, \dots, K\}$ where $\kappa \in \mathcal{F}(\mathbb{R}, \mathbb{R})$ is a class \mathcal{K} function. Then, per [22, Thm. 1] trajectories that satisfy this inequality are forward time-invariant w.r.t. the zero super-level set of σ , which is a necessary and sufficient condition for STL formula satisfaction per Thm. 4. The main advantage of using combinatorial CBFs as opposed to treating σ as a single, non-smooth CBF rests on provable continuity of resulting CBFQP controllers (see [22]).

1) Adaptive Parameter Control: Thm. 4's statement involves the existence of time-varying parameters $\tau \in \mathcal{F}(\mathbb{R}, \Theta_1 \times \dots \times \Theta_K)$. To design such a function, we employ an adaptive-control approach. We remind the reader that we only need to design an adaptive law for the independent parameters $\hat{\tau} \in \Theta_{\mathcal{L}}$, which satisfy $\tau = \hat{\mathcal{A}}^\phi \hat{\tau}$. Consider the virtual model:

$$\dot{\hat{\tau}} = \omega, \quad \hat{\tau}(0) \in \Theta_{\mathcal{L}}, \quad (33)$$

where $\omega \in \mathcal{F}(\mathbb{R}, \mathbb{R}^{\sum_{i \in \mathcal{L}} l_i})$ denotes a virtual input. In order to design the latter, we enforce two conditions: 1) restricting $\hat{\tau}$ within its domain $\Theta_{\mathcal{L}}$, and 2) forward invariance of the zero super-level set of σ . First, note that $\Theta_{\mathcal{L}}$ is in the form $\hat{\tau}^{\text{lb}} \leq \hat{\tau} \leq \hat{\tau}^{\text{ub}}$, where $\hat{\tau}^{\text{lb}}, \hat{\tau}^{\text{ub}} \in \Theta_{\mathcal{L}}$ and the inequalities are interpreted element-wise. Then, $\hat{\tau} \in \Theta_{\mathcal{L}}$ can be enforced through the following CBFs $\hat{\sigma}_i \in \mathcal{F}(\Theta_{\hat{\tau}_i}, \mathbb{R})$, $i \in \{1, \dots, \hat{L}\}$, for the virtual system (33):

$$\hat{\sigma}_i(\hat{\tau}_i) = -(\hat{\tau}_i - \hat{\tau}_i^{\text{lb}})(\hat{\tau}_i - \hat{\tau}_i^{\text{ub}}), \quad i \in \{1, \dots, \hat{L}\},$$

where $\hat{\tau}_i, \hat{\tau}_i^{\text{lb}}, \hat{\tau}_i^{\text{ub}} \in \mathbb{R}$, $i \in \{1, \dots, \hat{L}\}$ denote the elements of the corresponding vectors. Positivity of $\hat{\sigma}_i$, $\forall i \in \{1, \dots, \hat{L}\}$ ensures that the parameters remain within $\Theta_{\mathcal{L}}$.

2) Controller Design: Putting the above together, consider again K simple predicates and the corresponding functions $\sigma, \hat{\sigma}_i$, $i \in \{1, \dots, \hat{L}\}$, which result from the nesting rules of Sec. IV which yield the functions \mathbf{V}_k , $k \in \{1, \dots, K\}$. We get (the dependence on the arguments of \mathbf{V}_k is suppressed for readability): $\frac{d\mathbf{V}_k}{dt} = \frac{\partial \mathbf{V}_k}{\partial t} + \frac{\partial \mathbf{V}_k}{\partial x} f(x, u) + \frac{\partial \mathbf{V}_k}{\partial \tau} \omega$, $\forall k \in \{1, \dots, K\}$. Hence, the conditions for ensuring forward invariance of $\sigma, \hat{\sigma}_i$, $i \in \{1, \dots, \hat{L}\}$ are:

$$\begin{bmatrix} \frac{d\mathbf{V}_1}{dt} \\ \vdots \\ \frac{d\mathbf{V}_K}{dt} \end{bmatrix} > \begin{bmatrix} -\kappa(\mathbf{V}_1 + |\mathbf{V}_1 - \sigma(x, t, \hat{\mathcal{A}}^\phi \hat{\tau})|) \\ \vdots \\ -\kappa(\mathbf{V}_K + |\mathbf{V}_K - \sigma(x, t, \hat{\mathcal{A}}^\phi \hat{\tau})|) \end{bmatrix}, \quad (34a)$$

$$-\begin{bmatrix} (2\hat{\tau}_1 - \hat{\tau}_1^{\text{lb}} - \hat{\tau}_1^{\text{ub}})^\top \\ \vdots \\ (2\hat{\tau}_{\hat{L}} - \hat{\tau}_{\hat{L}}^{\text{lb}} - \hat{\tau}_{\hat{L}}^{\text{ub}})^\top \end{bmatrix} \omega \geq \begin{bmatrix} -\hat{\kappa}_1(\hat{\sigma}_1(\hat{\tau}_1)) \\ \vdots \\ -\hat{\kappa}_{\hat{L}}(\hat{\sigma}_{\hat{L}}(\hat{\tau}_{\hat{L}})) \end{bmatrix}, \quad (34b)$$

where $\hat{\kappa}_i, \forall i \in \{1, \dots, \hat{L}\}$ are class \mathcal{K} functions⁶. Combining Eqs. (1), (33) yields the following enhanced state-space model:

$$\mathcal{X} \times \Theta_{\mathcal{L}} \ni \dot{z} = \frac{d}{dt} \begin{bmatrix} x \\ \hat{\tau} \end{bmatrix} = \begin{bmatrix} f(x, u) \\ \omega \end{bmatrix}, \quad (35)$$

with $z(0) = (x(0), \hat{\tau}(0)) \in \mathcal{X} \times \Theta_{\mathcal{L}}$. The constraints in Eqs. (34) can be enforced via an optimization-based controller:

$$\begin{aligned} & \{u^*(x, t, \hat{\tau}), \omega^*(x, t, \hat{\tau})\} = \\ & \arg \min_{u \in \mathcal{U}, \omega \in \mathbb{R}^{\sum_{i \in \mathcal{L}} l_i}} \{ \delta \|u - u_{\text{ref}}\|^2 + (1 - \delta) \|\omega - \omega_{\text{ref}}\|^2 \}, \quad (36) \\ & \text{s.t.: } C(t, x, \hat{\tau}, u, \omega) \leq 0, \end{aligned}$$

where $C(t, x, \hat{\tau}, u, \omega) \leq 0$ encodes Eq. (34)⁷ and $\delta \in (0, 1)$ is a tuning parameter that weighs the two optimization objectives. Furthermore, the reference inputs $u_{\text{ref}} \in \mathbb{R}^m, \omega_{\text{ref}} \in \mathbb{R}^{\sum_{i \in \mathcal{L}} l_i}$ may encode some performance objectives. Note that in case the dynamics (1) are affine w.r.t. the input, then (36) becomes a QP.

A crucial aspect of the proposed controller (36) rests on (in)feasibility of the optimization problem, i.e., (non-)emptiness of the set $\{u \in \mathcal{U}, \omega \in \mathbb{R}^{\sum_{i \in \mathcal{L}} l_i} \mid C(t, x, \hat{\tau}, u, \omega) \leq 0\}$. While (36) ensures forward invariance of $\{\sigma \geq 0\}$, this assumes that the set is non-empty, which depends on several aspects, such as logical consistency of the formula and the evolution of the parameter values determined by ω_{ref} . We will investigate the feasibility aspect in future works.

Remark 8: Through the enhanced state in (36), the timings of the STL formula satisfaction can be designed through control-theoretic principles. For instance, an optimal control problem can be formulated over the enhanced state and solved to achieve a balance between control performance and STL formula satisfaction. At the same time, owing to necessity in Thm. 4, (non)emptiness of the constraint set $\{C \leq 0\}$ can be used to determine logical (in)consistency of formulae and which satisfaction instances are (in)feasible under the dynamics and control input constraints. These aspects are linked to feasibility of the optimization problem (36) and will be examined in future works.

VI. Simulations

In this section we demonstrate the applicability of our method for modeling complex STL formulae and computing control laws for satisfying them. The examples were coded in MATLAB 2024b, on a laptop running the Windows 10 operating system and equipped with an Intel Core Ultra 7 165U CPU. To simulate the

⁶Note that the value functions can be shown to be mutually compatible CBFs (as discussed in [19]) if the STL formula is logically consistent and feasible under the input constraints, therefore the choice of $\kappa \in \mathcal{K}$ in that case is trivial. Furthermore, each variable of the virtual system (33) forms an independent, fully actuated dynamical system with a single associated CBF constraint. Therefore, the choice of class \mathcal{K} functions $\kappa_i, \forall i \in \{1, \dots, \hat{L}\}$ is also trivial.

⁷While the first inequality in (34) is strict, it can be turned into a non-strict inequality by introducing a slack variable to the optimization problem (36).

dynamics (35) under the controller (36), a first-order Euler integration scheme with norm control is employed. Unless explicitly specified, $u_{\text{ref}} \in \mathbb{R}^m$ is set equal to zero, while $\omega_{\text{ref}} = -k_\omega \hat{\tau}$, for $k_\omega > 0$. This choice of stable dynamics for the parameters $\hat{\tau}$ forces them (and thus the satisfaction instances) to decrease over time, if the constraints encoded in (36) allow it, promoting earlier predicate satisfaction when/if possible. Animations depicting the evolution of the trajectories of each system over time, are available in the supplementary material.

A. Non-Affine Dynamics

Consider the system:

$$\dot{x} = f(x, u) = -\tanh(x) + axu^3 + bu, \quad (37)$$

with $a, b \in \mathbb{R}$ system parameters, state $x \in \mathbb{R}$, $u \in \mathcal{U} = [-0.5, 0.5] \subset \mathbb{R}$. Then, Eq. (5) yields:

$$\begin{aligned} \frac{\partial V_h}{\partial t} + \max_{u \in \mathcal{U}} \left\{ \frac{\partial V_h}{\partial x} (-\tanh(x) + axu^3 + bu) \right\} &= 0 \Leftrightarrow \\ \frac{\partial V_h}{\partial t} - \frac{\partial V_h}{\partial x} \tanh(x) + \max_{u \in \mathcal{U}} \left\{ \frac{\partial V_h}{\partial x} (axu^3 + bu) \right\} &= 0. \end{aligned}$$

The maximizer of $\frac{\partial V_h}{\partial x} (axu^3 + bu)$ only depends on the sign of $\frac{\partial V_h}{\partial x}$. Since $axu^3 + bu$ is continuous and defined over a continuous compact interval (w.r.t. $u \in \mathbb{R}$), the maximizer, denoted by $u^* \in \mathcal{F}(\mathbb{R}, \mathcal{U})$ attains values on the interval's boundary or at any interior critical points:

$$u^*(x) = \begin{cases} \pm 0.5 \\ \pm u_{\text{crit}} \triangleq \pm \sqrt{\frac{-b}{3ax}} \end{cases}, \text{ where for the second}$$

branch to be well-defined, $\frac{-b}{3ax} \geq 0$ and the corresponding maximizer(s) should be admissible: $\pm \sqrt{\frac{-b}{3ax}} \in \mathcal{U}$ (otherwise only the boundary values are valid possible maximizers). Owing to convexity of $\{x \in \mathbb{R} | h(x) \geq 0\}$ (equivalently concavity of h w.r.t. x) and the fact that (37) is one-dimensional, the sign of $\frac{\partial V_h}{\partial x}$ is the same as the sign of $\frac{\partial h}{\partial x}$. Therefore, $u^*(x) = \arg \max_{u^i \in \mathcal{U}^*} \left\{ \frac{\partial h}{\partial x} (ax(u^i)^3 + bu^i) \right\}$,

with

$$u^* = \begin{cases} \{\pm 0.5\}, & \frac{-b}{3ax} < 0, \\ \{\pm 0.5\}, & \frac{-b}{3ax} \geq 0, \pm u_{\text{crit}} \notin \mathcal{U} \\ \{\pm 0.5, u_{\text{crit}}\}, & \frac{-b}{3ax} \geq 0, u_{\text{crit}} \in \mathcal{U}, -u_{\text{crit}} \notin \mathcal{U} \\ \{\pm 0.5, \pm u_{\text{crit}}\}, & \frac{-b}{3ax} \geq 0, \pm u_{\text{crit}} \in \mathcal{U}. \end{cases}$$

In order to compute the value function, note that according to (5) the total derivative along trajectories $x^* \in \mathcal{F}(\mathbb{R}, \mathbb{R})$ under the optimal input u^* , is:

$$\begin{aligned} \frac{dV_h}{dt} &= \frac{\partial V_h}{\partial t} + \frac{\partial V_h}{\partial x} f(x^*(t), u^*(x^*(t))) = 0 \Leftrightarrow \\ \int_{-t}^0 \frac{dV_h}{dt} d\tau &= V_h(x^*(-t), -t) - V_h(x^*(0), 0) = 0 \stackrel{(5)}{\Leftrightarrow} \\ V_h(x^*(-t), -t) &= h(x^*(0), 0). \end{aligned}$$

Therefore, for any $x \in \mathbb{R}$, $t \in \mathbb{R}_{<0}$ system (37) is integrated from some $t < 0$ under the optimal input until $t = 0$ and the terminal value $h(x^*(0), 0)$ corresponds to the value

function. A scaled version (for illustration purposes across a large range of values) of the value function for (37) is depicted in Fig. 1.

1) Case 1 - Simply Repeated Formula: Let μ_1, μ_2 denote simple predicates with the predicate functions $h_1, h_2 : \mathcal{F}(\mathcal{X}, \mathbb{R})$ given by $h_1(x) = 10(0.25^2 - (x - 1.0)^2)$ and $h_2(x) = 10(0.25^2 - (x - 1.75)^2)$. Consider the nested formula $\phi = G_{[0,25]} F_{[3,4]} (\mu_1 U_{[1,2]} (F_{[1,2]} \mu_2))$, which, according to the theoretical results of Sec. IV, boils down to a repeated execution of $\mu_1 U_{[1,2]} (F_{[1,2]} \mu_2)$ due to the outer nesting of $G_{[0,25]} F_{[3,4]} (\cdot)$. The trajectory of the state and the parameters are depicted in Fig. 5.

2) Case 2 - Simply Repeated Formula with Disjunction: Consider the simple predicates μ_1, μ_2, μ_3 with the predicate functions $h_1, h_2, h_3 : \mathcal{F}(\mathcal{X}, \mathbb{R})$, where h_1, h_2 are the same as in Subsec. VI-A1 and $h_3 = 10(0.2^2 - (x - 1.5)^2)$. We consider the formula $\phi = G_{[0,25]} F_{[3,4]} (\mu_1 U_{[1,2]} (F_{[1,2]} (\mu_2 \vee G_{[0,1]} \mu_3)))$, In order to demonstrate the ability of the proposed method to satisfy disjunctions, we present three choices for u_{ref} in Fig. 6: a) for $u_{\text{ref}} = +1$ in Subfig. 6a, b) $u_{\text{ref}} = -1$ in Subfig. 6b and c) $u_{\text{ref}}(t) = \sin(0.5t)$ in Subfig. 6c. As a result of the design of u_{ref} , choice a) results in satisfaction of the predicate μ_2 for all repetitions, choice b) results in satisfaction of the fragment $G_{[0,1]} \mu_3$ for all repetitions and choice c) results in $G_{[0,1]} \mu_3$ being satisfied for the first, third and fourth repetitions, while μ_2 is satisfied on the second repetition. This is better illustrated in the animations provided in the supplementary material.

B. Input-Affine Dynamics

Consider the input-affine system: $\dot{x} = f(x, u) = -0.1 \tanh(x) + a(0.5x + 1.0)$, with $a \in \mathbb{R}$ denoting a system parameter, state $x \in \mathbb{R}$, input $u \in \mathcal{U} = [-0.5, 0.5] \subset \mathbb{R}$. The value function for all predicate functions is computed in the same way as for the non-affine example of Sec. VI-A.

1) Case 1 - Simply Repeated Formula with Conjunction: Let μ_1, μ_2, μ_3 denote simple predicates with the predicate functions $h_1, h_2, h_3 : \mathcal{F}(\mathcal{X}, \mathbb{R})$ given by $h_1(x) = 10(0.25^2 - (x - 1.0)^2)$, $h_2(x) = 10(0.25^2 - x^2)$ and $h_3(x) = 10(0.2^2 - (x + 0.75)^2)$. Consider the STL fragments: $\psi_1 = G_{[0,25]} F_{[3,4]} (\mu_1 U_{[1,2]} (F_{[1,2]} \mu_2))$, $\psi_2 = F_{[10,30]} G_{[0,1]} \mu_3$, and the formula: $\phi = \psi_1 \wedge \psi_2$, which boils down to a repeated execution of the fragment $\mu_1 U_{[1,2]} (F_{[1,2]} \mu_2)$ while $G_{[0,1]} \mu_3$ should be satisfied eventually within the time window $[10, 30]$. The trajectories of (35) are depicted in Fig. 7. Inspecting the bottom subfigure, the parameter corresponding to the fragment ψ_2 increases until its maximum value, which means that satisfaction of $G_{[0,1]} \mu_3$ is postponed in favor of satisfying ψ_1 . This is not a unique solution, as it depends on the specific choice for the parameters' virtual control law as well as their initial condition.

2) Case 2 - Multiply Repeated Formula: Consider the simple predicates/predicate function pairs of Subsec. VI-B1. We treat the following fragment: $\phi = G_{[0,100]} F_{[1,3]} (\psi_1 \wedge \psi_2)$, with ψ_1, ψ_2 are the same with Subsec. VI-B1. Compared to the case of Subsec. VI-B1, this

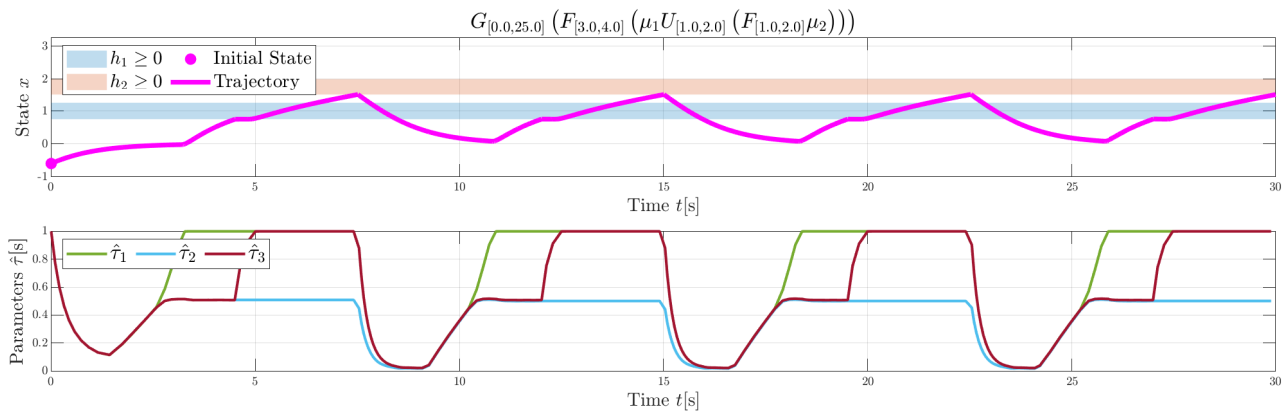


Fig. 5: Evolution of the state (top figure) and the parameter values (bottom figure) for the formula $G_{[0,25]}(F_{[3,4]}(\mu_1 U_{[1,2]}(F_{[1,2]}\mu_2)))$. The zero super-level sets of the predicate functions are depicted through the blue and red-shaded regions. The parameters $\hat{\tau}_1, \hat{\tau}_3$ correspond to the satisfaction instances of the eventually operators respectively, while $\hat{\tau}_2$ corresponds to the free parameter of the until operator.

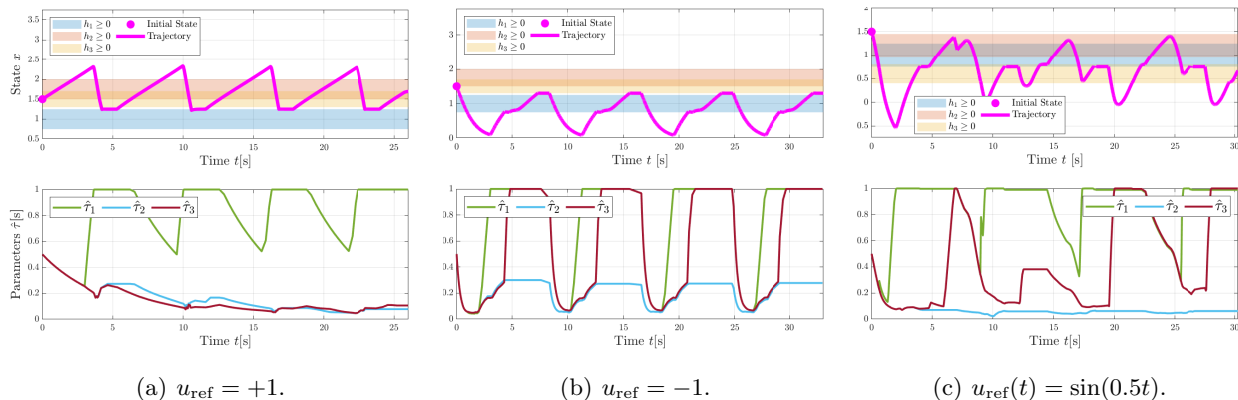


Fig. 6: Trajectories for the formula $G_{[0,25]}(F_{[3,4]}(\mu_1 U_{[1,2]}(F_{[1,2]}(\mu_2 \vee G_{[0,1]}\mu_3)))$. The zero super-level sets of the predicate functions are depicted through the blue, red and yellow-shaded regions. The parameters $\hat{\tau}_1, \hat{\tau}_3$ correspond to the satisfaction instances of the eventually operators $F_{[3,4]}$ and $F_{[1,2]}$ respectively, while $\hat{\tau}_2$ corresponds to the until operator.

nesting forces the repeated fragment $\psi_1 \wedge \psi_2$ to be further repeated within the time window $[0, 100]$. Trajectories of the state for two different initial states are depicted in Fig. 8. This highlights the ability of the proposed method to capture complex nested formulae with more than one repetitions.

C. Linear System

Finally, consider the linear system: $\dot{x} = 0.1x + u$, with state $x \in \mathbb{R}$, input $u \in \mathcal{U} = [-0.5, 0.5] \subset \mathbb{R}$. The reachability value function is computed similarly to the previous subsections. The same simple predicates/predicate function pairs with Susbec. VI-B1 are employed in this example as well, with the STL formula: $\phi = (G_{[0,15]}F_{[3,4]}(\mu_1 U_{[1,2]}(F_{[1,2]}\mu_2))) \wedge (F_{[10,30]}G_{[0,1]}\mu_3)$. We compare our method against a custom optimization framework based on genetic algorithms with gradient-based local refinement in Fig. 9. The objective for the genetic algorithm is to maximize the robustness of the STL formula [4] over a discretized trajectory of the system.

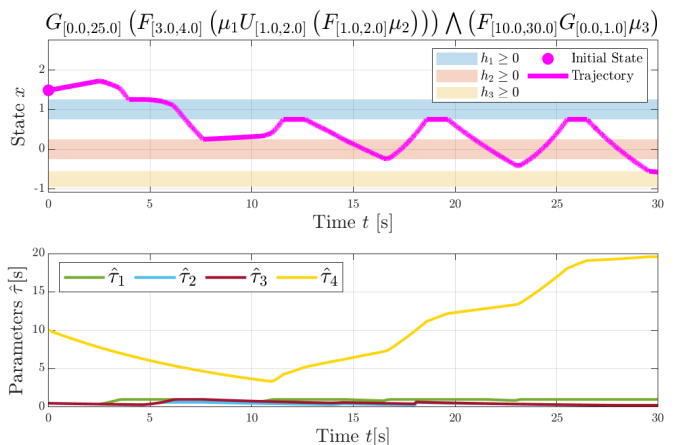


Fig. 7: Evolution of the state (top figure) and the parameter values (bottom figure) for the formula $\psi_1 \wedge \psi_2$. The parameters $\hat{\tau}_1, \hat{\tau}_2, \hat{\tau}_3$ correspond to the satisfaction instances of the $F_{[3,4]}$, $F_{[1,2]}$ and $F_{[10,30]}$ eventually operators respectively, while $\hat{\tau}_2$ corresponds to the until operator.

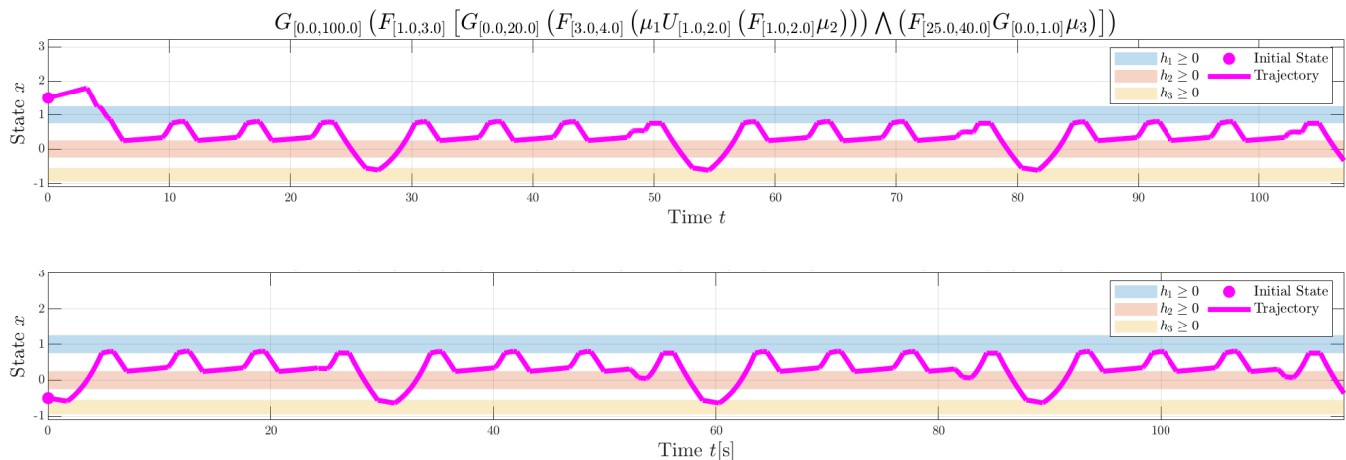


Fig. 8: Evolution of the state for the formula $G_{[0,100]}F_{[1,3]}(\psi_1 \wedge \psi_2)$ for two different initial states. The zero super-level sets of the predicate functions are depicted through the blue, red and yellow-shaded regions.

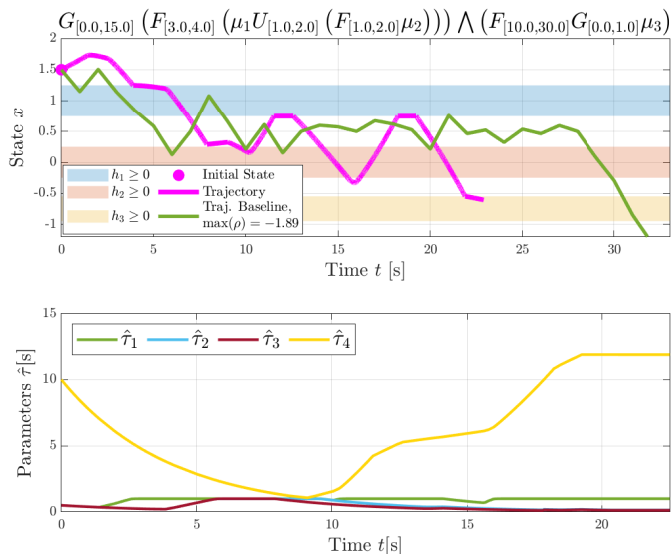


Fig. 9: Evolution of the state for our method (magenta) and the solution of a genetic algorithm maximizing the robustness of the formula (green) for the formula $(G_{[0,15]}F_{[3,4]}\mu_1 U_{[1,2]}(F_{[1,2]}\mu_2)) \wedge (F_{[10,30]}G_{[0,1]}\mu_3)$.

Among many trials and after extensive parameter tuning, the best solution’s robustness is $\rho_{\max} = -1.89$ (i.e., the formula is not satisfied). Initially, the same problem was attempted through an MILP approach [23], however even very rough discretizations of the trajectory yielded problems too large to handle. The same was true for a custom MILP formulation of the problem. This is to be expected, as the employed formula evolves over a large time horizon and thus requires a large number of MILP variables.

VII. Conclusions & Future Works

In this work, we have proposed a novel approach to STL for verification and control synthesis. The method is based on the action of an novel operator, acting on reachability value functions, which effectively provides necessary and sufficient conditions for STL formulae satisfaction. The expressive power of the operator is demonstrated both in theory and simulations, able to capture complex repeated formulae. In future works, we will focus on feasibility analysis on the set of constraints (34) associated with the proposed CBF-STL operator as well as applications of the operator in absence of HJB solutions; note how the operator acts on state and time dependent functions, hence can also be applied on CBFs instead of value functions. We also aim at exploring properties of the enhanced state space model (35), as well as employing more sophisticated control methods, e.g., optimal control, for simultaneous planning and control.

References

- [1] E. Plaku, “Planning in discrete and continuous spaces: From ltl tasks to robot motions,” in *Advances in Autonomous Robotics*, G. Herrmann, M. Studley, M. Pearson, A. Conn, M. Witkowski, J.-H. Kim, and P. Vadakkepat, Eds. Berlin, Heidelberg: Springer Berlin Heidelberg, 2012, pp. 331–342.
- [2] O. Maler and D. Nickovic, “Monitoring temporal properties of continuous signals,” in *Formal Techniques, Modelling and Analysis of Timed and Fault-Tolerant Systems*, Y. Lakhnech and S. Yovine, Eds. Berlin, Heidelberg: Springer Berlin Heidelberg, 2004, pp. 152–166.
- [3] A. Donzé, T. Ferrère, and O. Maler, “Efficient robust monitoring for stl,” in *Computer Aided Verification*, N. Sharygina and H. Veith, Eds. Berlin, Heidelberg: Springer Berlin Heidelberg, 2013, pp. 264–279.
- [4] G. E. Fainekos and G. J. Pappas, “Robustness of temporal logic specifications for continuous-time signals,” *Theoretical Computer Science*, vol. 410, no. 42, pp. 4262–4291, 2009.
- [5] V. Kurtz and H. Lin, “Mixed-integer programming for signal temporal logic with fewer binary variables,” *IEEE Control Systems Letters*, vol. 6, pp. 2635–2640, 2022.
- [6] A. Montanari and P. Sala, “Reactive synthesis from interval temporal logic specifications,” *Theoretical Computer Science*, vol. 899, pp. 48–79, 2022.

- [7] L. Lindemann and D. V. Dimarogonas, “Control barrier functions for signal temporal logic tasks,” *IEEE Control Systems Letters*, vol. 3, no. 1, pp. 96–101, 2019.
- [8] A. D. Ames, X. Xu, J. W. Grizzle, and P. Tabuada, “Control barrier function based quadratic programs for safety critical systems,” *IEEE Transactions on Automatic Control*, vol. 62, no. 8, pp. 3861–3876, 2017.
- [9] A. Wiltz and D. V. Dimarogonas, “From time-invariant to uniformly time-varying control barrier functions: A constructive approach,” in *2024 IEEE 63rd Conference on Decision and Control (CDC)*, 2024, pp. 8144–8149.
- [10] G. Marchesini, S. Liu, L. Lindemann, and D. V. Dimarogonas, “Sampling-based planning under stl specifications: A forward invariance approach,” 2025. [Online]. Available: <https://arxiv.org/abs/2506.10739>
- [11] M. Charitidou and D. V. Dimarogonas, “Barrier function-based model predictive control under signal temporal logic specifications,” in *2021 European Control Conference (ECC)*, 2021, pp. 734–739.
- [12] V. Liu, C. Manzie, and P. M. Dower, “Reachability of linear time-invariant systems via ellipsoidal approximations,” *IFAC-PapersOnLine*, vol. 56, no. 1, pp. 126–131, 2023, 12th IFAC Symposium on Nonlinear Control Systems NOLCOS 2022.
- [13] S. Bansal and C. J. Tomlin, “Deepreach: A deep learning approach to high-dimensional reachability,” in *2021 IEEE International Conference on Robotics and Automation (ICRA)*, 2021, pp. 1817–1824.
- [14] K. N. Niarchos and J. Lygeros, “A neural approximation to continuous time reachability computations,” in *Proceedings of the 45th IEEE Conference on Decision and Control*, 2006, pp. 6313–6318.
- [15] M. Chen, Q. Tam, S. C. Livingston, and M. Pavone, “Signal temporal logic meets reachability: Connections and applications,” in *Algorithmic Foundations of Robotics XIII*, M. Morales, L. Tapia, G. Sánchez-Ante, and S. Hutchinson, Eds. Cham: Springer International Publishing, 2020, pp. 581–601.
- [16] W. Ren and R. Jungers, “Reachability-based control synthesis under signal temporal logic specifications,” in *2022 American Control Conference (ACC)*, 2022, pp. 2078–2083.
- [17] J. Verhagen, L. Lindemann, and J. Tumova, “Robust stl control synthesis under maximal disturbance sets,” in *2024 IEEE 63rd Conference on Decision and Control (CDC)*, 2024, pp. 315–321.
- [18] F. J. Jiang, K. M. Arfvidsson, C. He, M. Chen, and K. H. Johansson, “Guaranteed completion of complex tasks via temporal logic trees and hamilton-jacobi reachability,” in *2024 IEEE 63rd Conference on Decision and Control (CDC)*, 2024, pp. 5203–5210.
- [19] P. Yu, X. Tan, and D. V. Dimarogonas, “Continuous-time control synthesis under nested signal temporal logic specifications,” *IEEE Transactions on Robotics*, vol. 40, pp. 2272–2286, 2024.
- [20] J. Choi, K. A. Pant, Y. Nam, H. Hellmann, K. Nune, and I. Hwang, “Signal temporal logic verification and synthesis using deep reachability analysis and layered control architecture,” 2026. [Online]. Available: <https://arxiv.org/abs/2602.23313>
- [21] L. Lindemann and D. V. Dimarogonas, *Formal Methods for Multi-Agent Feedback Control Systems*. The MIT Press, 04 2025. [Online]. Available: <https://doi.org/10.7551/mitpress/15136.001.0001>
- [22] P. Ong, H. Lee, T. G. Molnar, D. Panagou, and A. D. Ames, “Combinatorial control barrier functions: Nested boolean and p-choose-r compositions of safety constraints,” *IEEE Control Systems Letters*, vol. 9, p. 2705–2710, 2025.
- [23] G. Bombara, C.-I. Vasile, F. Penedo, H. Yasuoka, and C. Belta, “A Decision Tree Approach to Data Classification Using Signal Temporal Logic,” in *Proceedings of the 19th International Conference on Hybrid Systems: Computation and Control*, ser. HSCC ’16. New York, NY, USA: ACM, 2016, pp. 1–10.

Appendix

1) Proof of Prop. 2: Proof: First, note that $\forall \tau_1 \in \Theta_1, \tau_2 \in \Theta_2 : [0, \alpha_2(\tau_2)] = [0, \alpha_1(\tau_1)] \cup [\alpha_1(\tau_1), \min\{\alpha_2(\tau_2), \beta_1(\tau_1)\}]$. For any $t \in [0, \alpha_1]$ (the arguments of the functions are omitted for clarity), select

$t' = t + \alpha_2 - \alpha_1$ which implies that $t' \geq t \geq 0$. We get $\forall t \in [0, \alpha_1] : \mathbf{T}_{\alpha_1, \beta_1}^{\Theta_1} V_h(x, t) = V_h(x, t - \alpha_1)$ and

$$\begin{aligned} \mathbf{T}_{\alpha_2, \beta_2}^{\Theta_2} V_h(x, t') &= V_h(x, t' - \alpha_2) = V_h(x, t - \alpha_1) \\ &= \mathbf{T}_{\alpha_1, \beta_1}^{\Theta_1} V_h(x, t), \forall x \in \mathcal{X}. \end{aligned}$$

Therefore, through Prop. 1 and (7):

$$\begin{aligned} \alpha_2 \geq t' \geq t \Leftrightarrow 0 \geq t' - \alpha_2 \geq t - \alpha_2 \Leftrightarrow \\ V_h(x, t' - \alpha_2) \leq V_h(x, t - \alpha_2) \Leftrightarrow \\ \mathbf{T}_{\alpha_1, \beta_1}^{\Theta_1} V_h(x, t) \leq \mathbf{T}_{\alpha_2, \beta_2}^{\Theta_2} V_h(x, t). \end{aligned}$$

Also, $\forall t \in [\alpha_1(\tau_1), \min\{\alpha_2(\tau_2), \beta_1(\tau_1)\}] : \alpha_1(\tau_1) \leq t \leq \beta_1(\tau_1) \Rightarrow \mathbf{T}_{\alpha_1, \beta_1}^{\Theta_1} V_h(x, t) = h(x)$, and $\mathbf{T}_{\alpha_2, \beta_2}^{\Theta_2} V_h(x, t) = V_h(x, t - \alpha_2) \stackrel{t - \alpha_2 \leq 0}{\stackrel{\text{Prop.1}}{\Leftrightarrow}} \mathbf{T}_{\alpha_2, \beta_2}^{\Theta_2} V_h(x, t) \geq V_h(x, 0) = h(x) = \mathbf{T}_{\alpha_1, \beta_1}^{\Theta_1} V_h(x, t)$. Therefore, $\forall t \in [0, \min\{\alpha_2(\tau_2), \beta_1(\tau_1)\}] : \forall \tau_1 \in \Theta_1, \tau_2 \in \Theta_2 : \mathbf{T}_{\alpha_2, \beta_2}^{\Theta_2} V_h(x, t) \geq \mathbf{T}_{\alpha_1, \beta_1}^{\Theta_1} V_h(x, t)$, which directly implies: $\mathbf{T}_{\alpha_1, \beta_1}^{\Theta_1} V_h(x, t) \geq 0 \Rightarrow \mathbf{T}_{\alpha_2, \beta_2}^{\Theta_2} V_h(x, t) \geq 0$. ■

2) Proof of Prop 3: Proof: (Suff. \Rightarrow) From Def. 1:

$$(x, t_0) \models G_{[\underline{t}, \bar{t}]} \mu \Leftrightarrow \forall t' \in [t_0 + \underline{t}, t_0 + \bar{t}] : (x, t') \models \mu,$$

where $(x, t') \models \mu \Leftrightarrow h(x(t')) \geq 0$. W.l.o.g., we choose the initial time $t_0 = 0$. We have to show that:

$$\begin{aligned} \forall t \in [0, \bar{t}] : \mathbf{T}_{\underline{t}, \bar{t}}^{\Theta} V_h(x(t), t) \geq 0 \Rightarrow (x, 0) \models G_{[\underline{t}, \bar{t}]} \mu \Leftrightarrow \\ \forall t \in [\underline{t}, \bar{t}] : h(x(t)) \geq 0. \end{aligned}$$

We have: $\forall t \in [0, \bar{t}] : \mathbf{T}_{\underline{t}, \bar{t}}^{\Theta} V_h(x(t), t) \geq 0 \Rightarrow \forall t \in [\underline{t}, \bar{t}] :$

$$\mathbf{T}_{\underline{t}, \bar{t}}^{\Theta} V_h(x(t), t) \geq 0 \stackrel{(7)}{\Leftrightarrow} h(x(t)) \geq 0.$$

(Necessity \Leftarrow) For the trajectory $x \in \mathcal{F}(\mathbb{R}, \mathcal{X})$, which corresponds to a solution to (1), consider the input signal $u \in \mathcal{F}(\mathbb{R}, \mathcal{U})$ that yields the value function $V_h \in \mathcal{F}(\mathcal{X} \times \mathbb{R}, \mathbb{R})$ (4). Then $\forall t \in [0, \underline{t}]$, from Prop. 1:

$$\begin{aligned} \mathbf{T}_{\underline{t}, \bar{t}}^{\Theta} V_h(x(t), t) \stackrel{(7)}{=} V_h(x(t), t - \underline{t}) \\ \stackrel{\text{Prop.1}}{\geq} V_h(x(\underline{t}), 0) \stackrel{(5)}{=} h(x(\underline{t})) \geq 0. \end{aligned}$$

For $t \in [\underline{t}, \bar{t}]$, from (7), $\mathbf{T}_{\underline{t}, \bar{t}}^{\Theta} V_h(x(t), t) = h(x(t)) \geq 0$, concluding the proof. ■

3) Proof of Prop. 4: Proof: (Sufficiency \Rightarrow) By definition for the eventually operator: $(x, t_0) \models F_{[\underline{t}, \bar{t}]} \mu \Leftrightarrow \exists t' \in [t_0 + \underline{t}, t_0 + \bar{t}] : (x, t') \models \mu$, where $(x, t') \models \mu \Leftrightarrow h(x(t')) \geq 0$. W.l.o.g., we choose the initial time $t_0 = 0$. We have to show that:

$$\begin{aligned} \forall t \in [0, \bar{t}] : \mathbf{T}_{\underline{t} + \tau, \bar{t} + \tau}^{[0, \bar{t} - \underline{t}]} V_h(x(t), t) \geq 0 \Rightarrow (x, 0) \models F_{[\underline{t}, \bar{t}]} \mu \\ \Leftrightarrow \exists t \in [\underline{t}, \bar{t}] : h(x(t)) \geq 0. \end{aligned}$$

Choosing $t' = \underline{t} + \tau \Rightarrow t' \in [\underline{t}, \bar{t}] : \forall \tau \in [0, \bar{t} - \underline{t}]$, and therefore:

$$\begin{aligned} \forall t \in [0, \bar{t}] : \mathbf{T}_{\underline{t} + \tau, \bar{t} + \tau}^{[0, \bar{t} - \underline{t}]} V_h(x(t), t) \geq 0 \stackrel{\text{Prop.1}}{\Leftrightarrow} \\ \mathbf{T}_{\underline{t} + \tau, \bar{t} + \tau}^{[0, \bar{t} - \underline{t}]} V_h(x(t'), t') \geq 0 \stackrel{(7)}{\Leftrightarrow} h(x(t')) \geq 0. \end{aligned}$$

This means that $\forall \tau \in [0, \bar{t} - \underline{t}]$:

$$\exists t' \in [\underline{t}, \bar{t}] : h(x(t')) \geq 0 \Leftrightarrow (x, 0) \models F_{[\underline{t}, \bar{t}]} \mu. \quad (38)$$

(Nec. \Leftarrow) From Eq. (38), for the trajectory $x \in \mathcal{F}(\mathbb{R}, \mathcal{X})$, which corresponds to a solution to (1), consider the input signal $u \in \mathcal{F}(\mathbb{R}, \mathcal{U})$ that yields the value function $V_h \in \mathcal{F}(\mathcal{X} \times \mathbb{R}, \mathbb{R})$ (4). Then $\forall \tau \in [0, \bar{t} - \underline{t}], \forall t \in [0, \underline{t} + \tau]$, from Prop. 1: $\mathbf{T}_{\underline{t}+\tau, \underline{t}+\tau}^{[0, \bar{t}-\underline{t}]} V_h(x(t), t) \stackrel{(7)}{=} V_h(x(t), t - (\underline{t} + \tau)) \geq V_h(x(\underline{t} + \tau), 0) \stackrel{(5)}{=} h(x(t')) \geq 0$. ■

4) Proof of Thm. 1: Proof: (Sufficiency \Rightarrow) Through Eqs. (9), is suffices to show that:

$$\begin{aligned} \forall \tau' \in \Theta', \forall t' \in [\alpha'(\tau'), \beta'(\tau')] : (x, t') \models \psi &\Leftrightarrow (39) \\ \forall t' \in [\alpha'(\tau'), \beta'(\tau')], \forall t \in [t' + \alpha, t' + \beta] : h(x(t)) \geq 0. \end{aligned}$$

Consider now the interval:

$$\mathcal{I}_J \triangleq [\alpha'(\tau'_1), \alpha''_J(\tau''_J) - \alpha(\tau_J)], \quad (40)$$

where through (11b) for $J > 1$:

$$\mathcal{I}_J \triangleq [\alpha'(\tau'_1), \alpha''_J(\tau''_J) - \alpha(\tau_J)] = [\alpha'(\tau'_1), \beta''_{J-1}(\tau_{J-1})],$$

and therefore:

$$[\alpha'(\tau'), \beta'(\tau')] = \mathcal{I}_J \cup [\beta''_{J-1}(\tau_{J-1}), \beta'(\tau')]. \quad (41)$$

Note that for $J = \bar{J}$, the above equation yields $[\alpha'(\tau'), \beta'(\tau')] = \mathcal{I}_{\bar{J}} \cup [\beta''_{\bar{J}-1}(\tau_{\bar{J}-1}), \beta'(\tau')]$. The induction proof which follows and which will demonstrate our claim will handle all cases where $J < \bar{J}$ and the "remaining" interval $[\beta''_{J-1}(\tau_{J-1}), \beta'(\tau')]$ will be considered separately. In terms of the CBF-STL operator, we need to show that $\forall \tau_j \in \Theta, \forall \tau'_j \in \Theta', \forall j \in \{1, \dots, J\}$ (let w.l.o.g. $t_0 = 0$):

$$\begin{aligned} \bigwedge_{j=1}^J \left(\mathbf{T}_{\alpha''_j, \beta''_j}^{\Theta''_j} V_h(x, t'') \right) \geq 0, \forall t'' \in [0, \beta''_J] &\Rightarrow (42) \\ \forall t' \in \mathcal{I}_J, \forall t \in [t' + \alpha(\tau_J), t' + \beta(\tau_J)] : h(x(t)) \geq 0. \end{aligned}$$

We will prove Eq. (42) by induction.

First Induction Step: ($J = 1$):

For $J = 1$:

$$t'' \in [0, \beta''_1] = [0, \alpha'(\tau'_1) + \beta(\tau_1)], \quad (43)$$

and through (11a):

$$\mathcal{I}_1 = [\alpha'(\tau'_1), \alpha''_1 - \alpha(\tau_1)] = [\alpha'(\tau'_1), \alpha'(\tau'_1)] \quad (44)$$

We have $\forall t' \in \mathcal{I}_1$:

$$\begin{aligned} t \in [t' + \alpha(\tau_1), t' + \beta(\tau_1)] &\Leftrightarrow (45) \\ t \in [\alpha'(\tau'_1) + \alpha(\tau_1), \alpha'(\tau'_1) + \beta(\tau_1)]. \end{aligned}$$

To finish this part of the proof, note that $\forall \tau'_1 \in \Theta', \forall \tau_1 \in \Theta$, choosing $t'' = t$, through (7):

$$\mathbf{T}_{\alpha''_1, \beta''_1}^{\Theta''_1} V_h(x, t'') \geq 0 \Leftrightarrow$$

$$\mathbf{T}_{\alpha'(\tau'_1) + \alpha(\tau_1), \alpha'(\tau'_1) + \beta(\tau_1)}^{\Theta' \times \Theta} V_h(x, t'') \geq 0 \Leftrightarrow h(x(t'')) \geq 0,$$

which is exactly what we needed to show for $J = 1$.

Induction Step: ($1 < J < \bar{J}$):

For $J > 1$, we first assume that (42) holds. For $J + 1$:

$$\begin{aligned} \bigwedge_{j=1}^{J+1} \left(\mathbf{T}_{\alpha''_j, \beta''_j}^{\Theta''_j} V_h(x, t'') \right) &= (46) \\ \left(\mathbf{T}_{\alpha''_{J+1}, \beta''_{J+1}}^{\Theta''_{J+1}} V_h(x, t'') \right) \wedge \left(\bigwedge_{j=1}^J \left(\mathbf{T}_{\alpha''_j, \beta''_j}^{\Theta''_j} V_h(x, t'') \right) \right), \end{aligned}$$

over the interval: $t'' \in [0, \beta''_{J+1}] = [0, \beta''_J] \cup [\beta''_J, \beta''_{J+1}]$. For $t'' \in [0, \beta''_J]$, by the induction assumption, Eq. (42), $\bigwedge_{j=1}^J \left(\mathbf{T}_{\alpha''_j, \beta''_j}^{\Theta''_j} V_h(x, t'') \right) \geq 0$ holds. Furthermore, by Prop. 2, this further implies that $\mathbf{T}_{\alpha''_{J+1}, \beta''_{J+1}}^{\Theta''_{J+1}} V_h(x, t'') \geq 0$, since by (11), $\alpha''_{J+1} \geq \alpha''_J$. Therefore, the remaining interval is $t'' \in [\beta''_J, \beta''_{J+1}]$, which implies that $\bigwedge_{j=1}^J \left(\mathbf{T}_{\alpha''_j, \beta''_j}^{\Theta''_j} V_h(x, t'') \right)$ has elapsed. We have: $t'' \in [\beta''_J, \beta''_{J+1}] = [\beta''_J, \alpha''_{J+1}] \cup [\alpha''_{J+1}, \beta''_{J+1}]$, with $\alpha''_{J+1} = \beta''_J + \alpha(\tau_{J+1})$. Furthermore through (11b):

$$\mathcal{I}_{J+1} = [\alpha'(\tau'_1), \alpha''_{J+1} - \alpha(\tau_{J+1})] = [\alpha'(\tau'_1), \beta''_J], \quad (47)$$

Restricting \mathcal{I}_{J+1} to the remaining interval $[\beta''_J, \beta''_{J+1}]$ yields the point-set $\mathcal{I}_{J+1} = [\beta''_J, \beta''_J]$, and hence:

$$\begin{aligned} \forall t' \in \mathcal{I}_{J+1} \Rightarrow t \in [t' + \alpha(\tau_{J+1}), t' + \beta(\tau_{J+1})] &\Leftrightarrow (48) \\ t \in [\beta''_J + \alpha(\tau_{J+1}), \beta''_J + \beta(\tau_{J+1})]. \end{aligned}$$

To finish this part of the proof, note that $\forall \tau_{J+1} \in \Theta$, choosing $t'' = t$, through (7):

$$\mathbf{T}_{\alpha''_{J+1}, \beta''_{J+1}}^{\Theta''_{J+1}} V_h(x, t'') \geq 0 \stackrel{(11b)}{\Leftrightarrow}$$

$$\mathbf{T}_{\beta''_J + \alpha(\tau_{J+1}), \beta''_J + \beta(\tau_{J+1})}^{\Theta''_{J+1}} V_h(x, t'') \geq 0 \Leftrightarrow h(x(t'')) \geq 0,$$

which is exactly what we needed to show.

Last Induction Step: ($J = \bar{J}$):

Consider the interval $[\beta''_{\bar{J}-1}(\tau_{\bar{J}-1}), \beta'(\tau')]$. By (10), J is the last iteration for which the formula is satisfied. By the induction, since the formula is satisfied for $J - 1$, it also holds for J . Furthermore, note again by (12), that the time instance at which the J -th satisfaction elapses (in the worst case given by $\min_{\tau_J \in \Theta} \{\beta''_J((\tau'_1, \tau_{J-1}, \tau_J))\}$), lies outside $[\alpha'(\tau'), \beta'(\tau')]$. Therefore, the proposed nesting rule's time window is consistent with the nested STL formula, concluding sufficiency.

(Necessity \Leftarrow) From Eqs. (9), (39) we have, $\forall \tau' \in \Theta', \tau \in \Theta$:

$$\forall t' \in [\alpha'(\tau'), \beta'(\tau')] : \forall t \in [t' + \alpha, t' + \beta] : h(x(t)) \geq 0. \quad (49)$$

Consider again the interval (40), for which from (41):

$$[\alpha'(\tau'), \beta'(\tau')] = \mathcal{I}_J \cup [\beta''_{J-1}(\tau_{J-1}), \beta'(\tau')], \quad (50)$$

while for $J = 1 \Rightarrow \mathcal{I}_J \triangleq [\alpha'(\tau'_1), \alpha'(\tau'_1)]$.

First Induction Step: ($J = 1$):

For $J = 1$, we restrict t on the interval: $\mathcal{I}_1 \subset [\alpha'(\tau'), \beta'(\tau')]$. For all $t' \in \mathcal{I}_J \Rightarrow \forall t \in [t' + \alpha_1, t' + \beta_1]$:

$$\begin{aligned} & \mathbf{T}_{\alpha'(\tau'_1) + \alpha_1(\tau_1), \alpha'_1(\tau'_1) + \beta_1(\tau_1)}^{\Theta''_1} V_h(x, t) \\ & \stackrel{\text{Prop. 1}}{\geq} \mathbf{T}_{\alpha'(\tau'_1) + \alpha_1(\tau_1), \alpha'_1(\tau'_1) + \beta_1(\tau_1)}^{\Theta''_1} V_h(x, t' + \alpha_1) \stackrel{(7)}{=} h(x(t)) \geq 0. \end{aligned}$$

Induction Step: ($1 < J \leq \bar{J}$):

From (46), and assuming that the necessity condition holds for $J > 1$, this means that (49) implies that $\bigwedge_{j=1}^J \left(\mathbf{T}_{\alpha''_{j,j}, \beta''_{j,j}}^{\Theta''_j} V_h(x(t), t) \right) \geq 0, \forall t \in [0, \beta''_J]$. By virtue of Prop. 2, $\mathbf{T}_{\alpha''_{J+1}, \beta''_{J+1}}^{\Theta''_{J+1}} V_h(x(t), t) \geq 0$ on the same interval. For $t \in [\beta''_J, \beta''_{J+1}]$:

$$\begin{aligned} \mathbf{T}_{\alpha''_{J+1}, \beta''_{J+1}}^{\Theta''_{J+1}} V_h(x(t), t) & \stackrel{\text{Prop. 1}}{\geq} \mathbf{T}_{\alpha''_{J+1}, \beta''_{J+1}}^{\Theta''_{J+1}} V_h(x(\alpha''_{J+1}), \alpha''_{J+1}) \\ & \stackrel{(7)}{=} h(x(\alpha''_{J+1})) \geq 0, \end{aligned}$$

concluding the proof. \blacksquare

5) Proof of Thm. 2: Proof: We have to show $\forall \tau' \in \Theta', \forall t \leq \beta'_i: \bigwedge_{i=1}^I \left(\mathbf{T}_{\alpha''_i, \beta''_i}^{\Theta''_i} V_{h_i}(x, t) \right) \geq 0 \Leftrightarrow \forall t' \in [t + \alpha'(\tau'), t + \beta'(\tau')]: (x, t') \models \bigwedge_{i=1}^I \psi_i$, or through Def. 1:

$$(x, t') \models \bigwedge_{i=1}^I \psi_i \Leftrightarrow \{(x, t') \models \psi_i, \forall i = \{1, \dots, I\}\}. \quad (51)$$

Since each individual $\mathbf{T}_{\alpha_i, \beta_i}^{\Theta}$ corresponds to each fragment $\psi_i, i \in \{1, \dots, I\}$, through Eq. (15), this implies that $\forall \tau_i \in \Theta'_i, i \in \{1, \dots, I\}$, we can apply Thm. 1 individually, which shows that $\forall i \in \{1, \dots, I\}: \mathbf{T}_{\alpha''_i, \beta''_i}^{\Theta''_i} V_{h_i}(x, t) \geq 0 \Leftrightarrow \forall t' \in [t + \alpha'(\tau'), t + \beta'(\tau')]: (x, t') \models \psi_i$. To finish the proof, $\forall i \in \{1, \dots, I\}: \mathbf{T}_{\alpha''_i, \beta''_i}^{\Theta''_i} V_{h_i}(x, t) \geq 0 \Leftrightarrow \bigwedge_{i=1}^I \left(\mathbf{T}_{\alpha''_i, \beta''_i}^{\Theta''_i} V_{h_i}(x, t) \right) \geq 0$ and from (51) $\forall i \in \{1, \dots, I\}: \forall t' \in [t + \alpha'(\tau'), t + \beta'(\tau')]: (x, t') \models \psi_i \Leftrightarrow (x, t') \models \bigwedge_{i=1}^I \psi_i$. \blacksquare

6) Proof of Lem. 1: Proof: It suffices to show that $\forall \tau' \in \Theta'$:

$$\bigwedge_{i=1}^{\bar{I}} \left(\bigwedge_{j=1}^{\bar{J}_i} \left(\mathbf{T}_{\alpha''_{i,j}, \beta''_{i,j}}^{\Theta''_{i,j}} V_h(x, t) \right) \right) \geq 0, \forall t \in [0, \beta''_{\bar{I}, \bar{J}}] \Leftrightarrow \quad (52)$$

$$\forall t' \in [\alpha', \beta']: (x, t') \models \phi,$$

or

$$\forall t' \in [\alpha'(\tau'), \beta'(\tau')], \forall t \in [t' + \alpha, t' + \beta]: h(x(t)) \geq 0.$$

Consider now the interval:

$$\mathcal{I}_I \triangleq \left[\alpha'(\tau'_1), \alpha''_{I, \bar{J}_I} \left(\tau''_{I, \bar{J}_I} \right) - \alpha(\tau_{I, \bar{J}_I}) \right], \quad (53)$$

where through (17) for $I > 1: \mathcal{I}_I = \left[\alpha'(\tau'_1), \beta''_{I-1, \bar{J}_{I-1}} \left(\tau''_{I-1, \bar{J}_{I-1}} \right) \right]$, and through (18): $[\alpha'(\tau'), \beta'(\tau')] = \mathcal{I}_I \cup \left[\beta''_{I-1, \bar{J}_{I-1}} \left(\tau''_{I-1, \bar{J}_{I-1}} \right), \beta'(\tau') \right]$. Note that for $I = \bar{I}$, the above equation yields $[\alpha'(\tau'), \beta'(\tau')] = \mathcal{I}_I \cup \left[\beta''_{\bar{I}-1, \bar{J}_{\bar{I}-1}} \left(\tau''_{\bar{I}-1, \bar{J}_{\bar{I}-1}} \right), \beta'(\tau') \right]$. The induction proof which follows and which will demonstrate our claim will handle all cases where $I < \bar{I}$ and the "remaining"

interval $\left[\beta''_{\bar{I}-1, \bar{J}_{\bar{I}-1}}, \beta'(\tau') \right]$ will be considered separately. In order to simplify the notation, let

$$\tilde{\mathbf{T}}_i V_h(x, t) \triangleq \min_{j \in \{1, \dots, \bar{J}_i\}} \left\{ \mathbf{T}_{\alpha''_{i,j}, \beta''_{i,j}}^{\Theta''_{i,j}} V_h(x, t) \right\}, \quad (54)$$

therefore, we need to show $\forall t \in \left[0, \beta''_{\bar{I}, \bar{J}_I} \right]$:

$$\begin{aligned} \mathbf{T}_{\alpha', \beta'}^{\Theta'} \left(\tilde{\mathbf{T}}_I V_h(x, t) \right) & = \bigwedge_{i=1}^{\bar{I}} \left(\tilde{\mathbf{T}}_i V_h(x, t) \right) \geq 0, \Leftrightarrow \\ \forall t' \in \mathcal{I}_{\bar{I}}: \forall t \in [t' + \alpha, t' + \beta]: h(x(t)) & \geq 0. \end{aligned} \quad (55)$$

Note that (55) is analogous to (42) in Thm. 1. The main difference is that the function corresponding to the (possibly) repeated fragment ϕ , given by (54) contains an "internal" counter for its satisfaction instances. Furthermore, the update Eqs. (16), (17) and the terminal condition (18) are also exactly analogous to (11) and (12) of Thm. 1 (note that (16) is slightly different owing to the initialization based on the termination of the repeated outer conjunction here). Therefore, the same inductive proof for Thm. 1 can be employed to prove this claim. The entire proof is omitted for brevity. \blacksquare

7) Proof of Thm. 3: Proof: We will provide a sketch of the proof. Notice that Lemma 1 consists the first step of an induction proof for our claim for, hence we will continue with the induction step for $I > 2$. Assuming that the claim holds for some $I > 2$, this means that:

$$\begin{aligned} \mathbf{T}_{\alpha', \beta'}^{\Theta'} \bigwedge_{i_{I-1}=1}^{\bar{I}^{I-1}} \left(\dots \bigwedge_{i_2=1}^{\bar{I}_3^2} \left(\bigwedge_{i_1=1}^{\bar{I}_{i_2}^1} \left(\mathbf{T}_{\alpha_{i_1}, \beta_{i_1}}^{\Theta_{i_1}} V_h(x, t) \right) \right) \right) \\ = \bigwedge_{i_I=1}^{\bar{I}^I} \left(\dots \bigwedge_{i_2=1}^{\bar{I}_3^2} \left(\bigwedge_{i_1=1}^{\bar{I}_{i_2}^1} \left(\mathbf{T}_{\alpha_{i_I}, \beta_{i_I}}^{\Theta_{i_I}} V_h(x, t) \right) \right) \right), \end{aligned}$$

and denoting $\tilde{\mathbf{T}}_I V_h(x, t) \triangleq \min \left\{ \mathbf{T}_{\alpha_{i_I}, \beta_{i_I}}^{\Theta_{i_I}} V_h(x, t) \right\}$, then for the inductive step we need to prove:

$$\begin{aligned} \mathbf{T}_{\alpha', \beta'}^{\Theta'} \left(\tilde{\mathbf{T}}_I V_h(x, t) \right) & \geq 0 \Leftrightarrow \\ \forall t' \in [0, \alpha']: \forall t \in [t' + \alpha, t' + \beta]: h(x(t)) & \geq 0. \end{aligned}$$

Similarly to Lemma 1, Thm. 1, choosing an appropriate interval and going through an inductive proof, the above can be shown. \blacksquare

8) Proof of Prop. 7: Proof: Consider a trajectory of system (1) $x \in \mathcal{F}(\mathbb{R}, \mathcal{X})$ under an admissible input, as well as the constituents of the operators in Eq. (25). Let any two complete paths of \mathcal{T}^ϕ be denoted as $\mathbf{p}_{k_1}, \mathbf{p}_{k_2}, k_1, k_2 \in \{1, \dots, K\}$, given by (23). Owing to the tree structure, they share a common subset of operator nodes on \mathcal{T}^ϕ , i.e.:

$$\begin{aligned} \mathbf{p}_{k_1} & = \mathbb{X}_0 \tilde{\Theta}_1 \cdots \mathbb{X}_{n-1} \tilde{\Theta}_n \mathbb{X}'_n \cdots \tilde{\Theta}'_{N'_f-1} \mathbb{X}'_{N'_f-1} \tilde{\Theta}'_{N'_f} \mathbb{X}'_{N'_f} \\ & = \mathbf{p}_{0:n} \mathbf{p}'_{n:N'_f}, \\ \mathbf{p}_{k_2} & = \mathbb{X}_0 \tilde{\Theta}_1 \cdots \mathbb{X}_{n-1} \tilde{\Theta}_n \mathbb{X}_n \cdots \tilde{\Theta}_{N'_f-1} \mathbb{X}_{N'_f-1} \tilde{\Theta}_{N'_f} \mathbb{X}_{N'_f} \\ & = \mathbf{p}_{0:n} \mathbf{p}_{n:N'_f}, \end{aligned}$$

where $\mathbf{p}_{i:j}$ denotes the path segment from i to j , $\tilde{\Theta}_n \in \{\wedge, \vee\}$, $n \in \{1, \dots, \min\{N_f^{k_1}, N_f^{k_2}\}\}$ and $\tilde{\Theta}_i \neq \tilde{\Theta}'_i, \mathbb{X}_i \neq \mathbb{X}'_i, \forall i \in \{n, \dots, \min\{N_f^{k_1}, N_f^{k_2}\}\}$. $\tilde{\Theta}_n$ corresponds exactly to the LCA of l_{k_1}, l_{k_2} , denoted by v . We remind the reader that, following the arguments of Prop. 6, the two differing sub-paths of $\mathbf{p}_{k_1}, \mathbf{p}_{k_2}$ correspond to the operator nestings for $i \in \{1, 2\}$:

$$\mathbf{T}_{\alpha^{n+1}, \beta^{n+1}}^{\Theta^{n+1}} V_{h_{k_i}} \triangleq \mathbf{T}_{\alpha_{k_i}^{n+1}, \beta_{k_i}^{n+1}}^{\Theta_{k_i}^{n+1}} \cdots \mathbf{T}_{\alpha_{k_i}^{N_f^{k_i}}, \beta_{k_i}^{N_f^{k_i}}}^{\Theta_{k_i}^{N_f^{k_i}}} V_{h_{k_i}},$$

while the common segment of the paths corresponds to:

$$\mathbf{T}_{\alpha', \beta'}^{\Theta'} = \mathbf{T}_{\alpha_1, \beta_1}^{\Theta_1} \cdots \mathbf{T}_{\alpha_{n-1}, \beta_{n-1}}^{\Theta_{n-1}},$$

and as in Prop. 6, $\mathbf{T}_{\alpha^n, \beta^n}^{\Theta^n}$ is the identity operator corresponding to $\tilde{\Theta}_n \in \{\wedge, \vee\}$ (or v in the notation of \mathcal{G}_{LOG}). For the two sub-paths $i \in \{1, 2\}$: $(x, 0) \cong \mathbf{p}_{k_i}$ is equivalent (\Leftrightarrow) to:

$$((x, 0) \cong \mathbf{p}_{0:n}) \wedge \left(\forall t \in [\underline{t}_n, \bar{t}_n] : (x, t) \cong \mathbf{p}'_{n:N_f^{k_i}} \right),$$

where $[\underline{t}_n, \bar{t}_n]$ is the time interval coding for the n -th point on the segments (see [19, Def. 13]). The above yields:

$$\begin{aligned} & ((x, 0) \cong \mathbf{p}_{k_1}) \wedge ((x, 0) \cong \mathbf{p}_{k_2}) \Leftrightarrow ((x, 0) \cong \mathbf{p}_{0:n}) \\ & \wedge \left[\left(\forall t \in [\underline{t}_n, \bar{t}_n] : (x, t) \cong \mathbf{p}'_{n:N_f^{k_1}} \right) \right. \\ & \quad \left. \wedge \left(\forall t \in [\underline{t}_n, \bar{t}_n] : (x, t) \cong \mathbf{p}'_{n:N_f^{k_2}} \right) \right], \end{aligned}$$

which following the arguments of Prop. 6 is equivalent to:

$$\mathbf{T}_{\alpha', \beta'}^{\Theta'} \left(\mathbf{T}_{\alpha^{n+1}, \beta^{n+1}}^{\Theta^{n+1}} V_{h_{k_1}}(x, t) \wedge \mathbf{T}_{\hat{\alpha}^{n+1}, \hat{\beta}^{n+1}}^{\hat{\Theta}^{n+1}} V_{h_{k_2}}(x, t) \right) \geq 0.$$

However, according to Thm. 2 and Cor. 1, this is equal to:

$$\min \left\{ \mathbf{T}_{\alpha_{k_1}, \beta_{k_1}}^{\Theta_{k_1}} V_{h_{k_1}}(x, t), \mathbf{T}_{\alpha_{k_2}, \beta_{k_2}}^{\Theta_{k_2}} V_{h_{k_2}}(x, t) \right\} \geq 0,$$

after implementing the nesting rules of Thms. 1, 3. Necessity and sufficiency comes from Prop. 6. The same holds for \vee , max. \blacksquare