

# ROSD: Reflective On-Policy Self-Distillation for Language Model Reasoning across Domains

Ziqi Zhao<sup>1</sup> Xinyu Ma<sup>2</sup> Liu Yang<sup>1</sup> Yujie Feng<sup>1</sup> Daiting Shi<sup>2</sup> Jingzhou He<sup>2</sup>  
Xin Xin<sup>3</sup> Zhaochun Ren<sup>4</sup> Xiao-Ming Wu<sup>1</sup>

<sup>1</sup> The Hong Kong Polytechnic University <sup>2</sup> Baidu Inc.

<sup>3</sup> Shandong University <sup>4</sup> Leiden University

ziqizhao.work@gmail.com

## Abstract

On-policy self-distillation (OPSD) improves the reasoning performance of large language models (LLMs) by providing dense token-level supervision for on-policy rollouts. However, existing OPSD methods often yield limited gains on in-domain reasoning and generalize poorly to out-of-domain problems. We identify two key causes: conditioning the self-teacher on a verified solution encourages imitation of training-domain reference trajectories rather than error-specific correction, and applying distillation to the full response can overwrite valid reasoning prefixes and reinforce overfitting.

We propose Reflective On-policy Self-Distillation (ROSD), a framework that turns reference-solution imitation into targeted reasoning correction through reflection-guided, error-localized distillation. For each rollout, ROSD uses a self-reflector to extract a corrective idea and locate the first erroneous span. The corrective idea guides the self-teacher toward targeted supervision, while the localized error span restricts distillation to where correction is needed. This design corrects flawed reasoning while preserving valid prefixes. Experiments on multiple in-domain and out-of-domain reasoning benchmarks show that ROSD yields stronger in-domain reasoning performance overall and substantially better out-of-domain generalization than standard OPSD. Code is available at <https://github.com/ZiqiZhao1/ROSD>.

## 1 Introduction

Post-training plays a key role in improving the reasoning ability of large language models (Achiam et al., 2023; Kumar et al., 2025). Among post-training approaches, reinforcement learning with verifiable rewards (RLVR) has emerged as an effective paradigm for optimizing models in verifiable domains (Shao et al., 2024; Yu et al., 2026; Team et al., 2025). However, typical RLVR algorithms

such as GRPO (Guo et al., 2025; Shao et al., 2024) rely on outcome rewards to compute response-level advantages for model optimization. As a result, they provide no token-level supervision over intermediate reasoning steps, which limits their ability to further improve reasoning quality.

On-policy self-distillation (OPSD) addresses this limitation by replacing sparse outcome supervision with dense guidance from a self-teacher (Hübotter et al., 2026; Zhao et al., 2026a; Shenfeld et al., 2026; He et al., 2026; Li et al., 2026a). The right panel of Figure 1 illustrates a standard OPSD pipeline. Given a rollout sampled from the current student model, OPSD conditions a self-teacher on a correct solution and computes a token-wise KL divergence between the student and teacher distributions along the sampled rollout. Compared with outcome-level RLVR, OPSD provides dense token-level supervision while remaining on-policy, thereby keeping the supervision aligned with the model’s current behavior.

However, standard OPSD does not generalize robustly during training, even on in-domain data. As shown in the pilot study in Figure 1, its in-domain performance improves early in training but later becomes unstable and may decline, while its out-of-domain performance deteriorates rapidly. We hypothesize that this behavior arises from two limitations of existing OPSD methods. First, conditioning the self-teacher on a verified solution encourages the student to imitate a reference solution rather than correct its own mistakes. While the verified solution reveals a valid target trajectory, it does not identify where the student’s rollout goes wrong or what local correction is needed. Consequently, the model may internalize domain-specific reference patterns instead of learning generalizable error-correction behavior.

Second, applying the distillation loss to the full response can overwrite reasoning steps that are already correct. In many cases, the underlying error

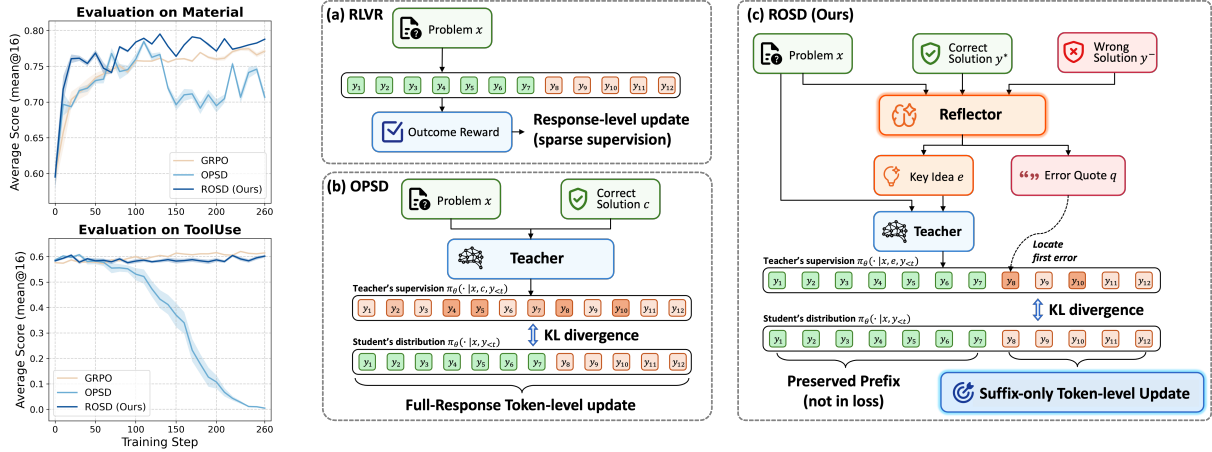


Figure 1: **Left:** Pilot study. We use SDPO (Hübötter et al., 2026) as a representative OPSD method. All methods are trained on the Material dataset with Qwen3-8B, and evaluated on Material and ToolUse as the in-domain and out-of-domain benchmarks, respectively. **Right:** Comparison of post-training methods. Green and red tokens denote the valid prefix before the first error and the error-affected suffix, respectively. **(a)** RLVR provides only outcome-level feedback for a sampled rollout. **(b)** Standard OPSD conditions the self-teacher on a correct solution, yielding dense token-level supervision but distilling the entire response. **(c)** ROSD first uses a reflector to extract a corrective idea and an error quote; the corrective idea guides the self-teacher, while the error quote localizes updates to the error-affected suffix.

is local, but full-response distillation still pushes the student toward the teacher distribution over the entire rollout. This can penalize valid alternative prefixes and inject training-domain preferences into otherwise correct reasoning. Taken together, these limitations steer the model toward imitating training-domain reference trajectories rather than making targeted corrections, which harms out-of-domain generalization.

To address these challenges, we propose Reflective On-policy Self-Distillation (ROSD), a framework that shifts self-distillation from reference-solution imitation toward selective reasoning correction, as illustrated in the right panel of Figure 1. Specifically, ROSD first uses a self-reflector to compare the student rollout with a correct solution and generate an error-focused reflection. This reflection contains two pieces of information: a key corrective idea that explains how the rollout should be repaired, and an exact error quote that locates the first erroneous span. The corrective idea conditions the self-teacher to provide error-specific guidance, rather than imitate the full reference solution. The error quote is then aligned with the original rollout, allowing ROSD to apply the self-distillation loss only from the localized error onward. By combining reflection-guided teaching with error-localized distillation, ROSD corrects flawed reasoning while preserving valid reasoning prefixes.

We conduct extensive experiments across mul-

tipple reasoning benchmarks and model backbones, showing that ROSD significantly improves in-domain reasoning ability while better preserving out-of-domain generalization performance than standard OPSD. Our contributions are summarized as follows:

- We propose ROSD, a reflective on-policy self-distillation framework that shifts OPSD from reference-solution imitation toward selective reasoning correction.
- We introduce two key techniques: an error-focused self-reflector that extracts a corrective idea and locates the first erroneous span, and error-localized distillation that restricts updates to the suffix starting from the identified error.
- Extensive experiments show that ROSD improves in-domain reasoning ability while better preserving out-of-domain generalization than standard OPSD baselines.

## 2 Preliminaries and Related Work

### 2.1 RL-Based Post-Training for LLMs

Reinforcement learning (RL)-based post-training methods have been widely used to align LLMs with human preferences, including reinforcement learning from human feedback (RLHF) (Lee et al., 2024; Ouyang et al., 2022) and direct preference optimization (DPO) (Rafailov et al., 2023). Recently, reinforcement learning with verifiable re-

Method	Training Setting	Supervision Source	Evaluation Scope
OPSD (Zhao et al., 2026a)	SFT	Golden solution	In-domain
SDFT (Shenfeld et al., 2026)	SFT	Golden solution	In-domain & Out-of-domain
SDPO (Hübötter et al., 2026)	RL	Successful rollout	In-domain
ROSD (Ours)	RL	Self-reflection	In-domain & Out-of-domain

Table 1: Comparison of on-policy self-distillation methods. SFT-based methods rely on dataset-provided golden solutions, whereas RL-based methods rely on verifier-based signals.

wards (RLVR) has become an effective paradigm for improving the reasoning ability of LLMs (Guo et al., 2025; Shao et al., 2024; Team et al., 2025; Dai et al., 2025; Meng et al., 2025). GRPO is a representative RLVR algorithm that estimates group-relative advantages from sampled responses and removes the need for a separate critic model (Guo et al., 2025; Shao et al., 2024). Subsequent studies further improve GRPO-style training by modifying the objective, normalization, clipping, or sampling strategy (Yu et al., 2025; Liu et al., 2025; Yue et al., 2025; Zheng et al., 2025; Chu et al., 2025; Zhao et al., 2026b).

Given a problem  $x$ , a group of on-policy rollouts  $\{y_i\}_{i=1}^G$  sampled from the current policy  $\pi_\theta$  and the corresponding binary rewards of each rollout  $r_i$ . GRPO first computes the group-relative advantages  $A_i$  for each rollout  $y_i$ :

$$A_i = \frac{r_i - \mu_G}{\sigma_G} \quad (1)$$

where  $r_i$  is the reward of the rollout  $y_i$  and  $\mu_G$  and  $\sigma_G$  are the mean and standard deviation of the group rewards. Then the policy model is updated with the following objective:

$$\mathcal{L}_{\text{GRPO}}(\theta) = -\frac{1}{G} \sum_{i=1}^G \frac{1}{|y_i|} \sum_{t=1}^{|y_i|} \min \left( \rho_{i,t}(\theta) A_i, \text{clip}(\rho_{i,t}(\theta), 1 - \epsilon, 1 + \epsilon) A_i \right) \quad (2)$$

where  $\rho_{i,t}(\theta) = \frac{\pi_\theta(y_{i,t}|x, y_{i,<t})}{\pi_{\theta_{\text{old}}}(y_{i,t}|x, y_{i,<t})}$  is the importance-sampling ratio,  $\pi_{\theta_{\text{old}}}$  denotes the sampling policy used to generate the rollouts, and  $\text{clip}(\cdot, 1 - \epsilon, 1 + \epsilon)$  constrains the ratio within the interval  $[1 - \epsilon, 1 + \epsilon]$ .

Since GRPO relies on a response-level advantage  $A_i$ , all tokens in the same rollout  $y_i$  receive the same advantage value  $A_i$  during optimization. As a result, GRPO cannot distinguish which parts of an incorrect trajectory are still valid and which parts contain errors that should be corrected.

## 2.2 On-Policy Self-Distillation

Classical knowledge distillation (Hinton et al., 2015) trains a student model to imitate targets gen-

erated by a stronger teacher (Gu et al., 2024; Kim and Rush, 2016). For LLM reasoning, however, this supervision is inherently off-policy, as the targets are produced by the teacher rather than by the student’s own rollouts. In contrast, on-policy self-distillation samples rollouts from the current student policy and employs a teacher model conditioned on extra information to provide token-level supervision along on-policy rollouts (Agarwal et al., 2024; Lu and Lab, 2025). In supervised fine-tuning, OPSD (Zhao et al., 2026a) and SDFT (Shenfeld et al., 2026) instantiate this idea by conditioning the self-teacher on reference solutions. In reinforcement learning, SDPO (Hübötter et al., 2026) extends this paradigm by leveraging environmental feedback or successful rollouts to provide token-level guidance on unsuccessful trajectories.

Specifically, at step  $t$ , the self-teacher prompt of SDPO contains the additional information  $c$  followed by the response prefix  $y_{<t}$ . In settings with an online environment, such as coding tasks,  $c$  corresponds to environment feedback. In settings without an online environment, such as scientific QA and tool use,  $c$  corresponds to a successful rollout  $y_i$  with  $r_i = 1$  sampled from the current policy. It then predicts the next-token distribution  $\pi_\theta(\cdot | x, c, y_{<t})$ . The student policy  $\pi_\theta(\cdot | x, y_{<t})$  is trained to match the teacher distribution by minimizing the token-level KL divergence:

$$\mathcal{L}_{\text{SDPO}}(\theta) = \sum_{t=1}^T \text{KL} \left( \pi_\theta(\cdot | x, y_{<t}) \parallel \text{stopgrad}[\pi_\theta(\cdot | x, c, y_{<t})] \right). \quad (3)$$

The KL divergence can also be replaced by reverse KL divergence or Jensen-Shannon divergence (JSD). In practice, the self-teacher can be kept fixed or updated as an exponential moving average (EMA) of the student (Li et al., 2026b).

Our work differs from prior on-policy self-distillation methods in two main aspects. First, we investigate how to construct a more informative context  $c$  for distillation. Second, we apply the distillation loss only to selected tokens, with the

goal of improving the model’s reasoning ability. Table 1 summarizes the differences between our method and prior work in terms of training setting, supervision source, and evaluation scope.

### 3 Proposed Method: ROSD

In this section, we describe our proposed reflective on-policy self-distillation (ROSD) method in detail. Section 3.1 describes how ROSD generates error-focused self-reflection from on-policy rollouts. Section 3.2 then describes how the error quote is aligned back to the student rollout and used for selective distillation training.

#### 3.1 Error-Focused Self-Reflection

In standard SDPO, the auxiliary context  $c$  can be a correct solution. This gives the self-teacher strong information about what a correct reference solution looks like, but it does not specify where the student’s on-policy rollout fails. As a result, the self-teacher distribution can be shaped by the reference solution’s reasoning path, format, or domain-specific expression. In contrast, our method does not directly use the reference solution as the teacher prompt. Instead, we introduce a separate self-reflector to analyze why an incorrect rollout fails or what key idea makes a correct rollout successful. The resulting analysis is then used as the auxiliary context to condition the self-teacher.

Specifically, for each problem  $x$ , the current policy samples  $G$  rollouts:

$$\mathcal{Y}(x) = \{y_1, \dots, y_G\}. \quad (4)$$

We partition the rollouts into correct rollouts  $\mathcal{Y}^+(x)$  and wrong rollouts  $\mathcal{Y}^-(x)$  according to whether their final answers are correct. ROSD then builds different self-reflection prompts for correct and wrong rollouts.

For each wrong rollout  $y^- \in \mathcal{Y}^-(x)$ , ROSD pairs it with the same shortest correct rollout  $y^* \in \mathcal{Y}^+(x)$  from the same rollout group. The correct rollout provides a contrastive basis for the self-reflector to identify where the wrong rollout deviates, and choosing the shortest is intended to encourage the reflection to favor a more efficient reasoning path. The self-reflector receives the problem, the selected correct rollout  $y^*$ , and the wrong rollout  $y^-$ , and outputs the key corrective idea and the error quote:

$$(e, q) \sim \pi_\theta(\cdot \mid x, y^*, y^-) \quad (5)$$

Here,  $e$  is a key corrective idea that explains why the wrong rollout fails, and how the reasoning should be repaired. The second output  $q$  is an error quote, which the self-reflector is instructed to output as an exact substring from the wrong rollout that marks the first span where the reasoning goes wrong. This quote is later used to localize the error position in the student rollout.

Correct rollouts are also reflected with a different prompt. For each correct rollout  $y^+ \in \mathcal{Y}^+(x)$ , ROSD does not directly reuse the whole rollout as the teacher context. Instead, the self-reflector summarizes why the reasoning is valid and what key idea makes the final answer correct:

$$e \sim \pi_\theta(\cdot \mid x, y^+). \quad (6)$$

This positive reflection keeps useful reasoning information from successful student rollouts, while avoiding direct full-solution imitation. Figure 2 summarizes the two prompt templates.

The key idea  $e$  is then inserted into the self-teacher prompt as the auxiliary context. For wrong rollouts, the error quote  $q$  is kept only as a localization anchor and is aligned back to the student rollout in the next step. The self-reflector reuses the same model weights as the self-teacher, avoiding additional model storage.

#### 3.2 Quote-Localized Self-Distillation

Even with the reflection  $e$ , applying self-distillation to the whole response remains unnecessary. The self-teacher’s output may be affected by the additional conditioning context, producing reference-dependent expressions, such as “according to the reference solution.” Moreover, outside the actual reasoning steps, the self-teacher may introduce domain-specific wording or explanatory styles that degrade out-of-domain generalization. Since only the erroneous reasoning segment needs to be revised, we use the error quote  $q$  to perform selective distillation, which restricts the update to the response segment requiring correction.

Specifically, For each wrong rollout  $y^- \in \mathcal{Y}^-(x)$ , ROSD locates the corresponding error quote  $q$  in the original rollout  $y^-$  and starts distillation from the error quote.

Let

$$k = \text{Locate}(q, y^-) \quad (7)$$

denote the token index at which the matched quote begins. If the quote cannot be matched, we fall back to full-response distillation for that rollout,

**System prompt for both rollouts.** You are a careful tutor. Respond strictly in the required format and nothing else.

**User prompt for wrong rollouts.** [Problem] {problem}  
 [Correct Solution] {correct\_rollout}  
 [Incorrect Solution] {wrong\_rollout}  
 The correct final answer is {answer}. Diagnose the [Incorrect Solution] by responding strictly in the following format:  
 <error\_quote> (Extract the EXACT substring from the [Incorrect Solution] where the reasoning first goes wrong)  
 </error\_quote>  
 <explanation> (Explain the exact mistake in the quote, how to fix it, and what the correct logic is) </explanation>

**User prompt for correct rollouts.** [Problem] {problem}  
 [Correct Solution] {correct\_rollout}  
 Explain why this reasoning is valid and why the final answer should be {answer}. Respond strictly in the following format:  
 <explanation> (Your explanation of why the logic is correct) </explanation>

Figure 2: Self-reflection prompt templates used by ROSD. The system prompt provides task-level instructions to the reflector. In the prompt templates, {problem} is replaced with the problem  $x$ ; {correct\_rollout} is replaced with the selected correct rollout, i.e.,  $y^*$  in Equation 5 and  $y^+$  in Equation 6; {wrong\_rollout} is replaced with the wrong rollout  $y^-$ ; and {answer} is replaced with the correct final answer. The outputs enclosed by <error\_quote> and <explanation> correspond to the error quote  $q$  and the key corrective idea  $e$ , respectively.

i.e.,  $k = 0$ . Then, ROSD masks out the valid prefix before  $k$  and keeps only the suffix:

$$m_t = \begin{cases} 0, & t < k, \\ 1, & t \geq k. \end{cases} \quad (8)$$

For correct rollouts, there is no error quote, so we use  $m_t = 1$  for all response tokens.

The self-teacher is then conditioned on the reflection  $e$  and instructed to output a corrected solution. At each token position  $t$ , the student distribution remains  $\pi_\theta(\cdot | x, y_{<t})$ , while the self-teacher distribution is  $\pi_\theta(\cdot | x, e, y_{<t})$ . ROSD trains the student with the masked token-level objective:

$$\mathcal{L}_{\text{ROSD}}(\theta) = \sum_{t=1}^T m_t \text{KL}(\pi_\theta(\cdot | x, y_{<t}) \parallel \text{stopgrad}[\pi_\theta(\cdot | x, e, y_{<t})]). \quad (9)$$

Following prior work (Hübötter et al., 2026; Li et al., 2026a), we use the token-level divergence in this objective with Jensen–Shannon divergence (JSD). The mask  $m_t$  ensures that only tokens starting from the error quote contribute to the loss. The student prompt templates and teacher prompt templates are summarized in Appendix D.

## 4 Experiments

### 4.1 Experimental Setup

**Models.** We use Qwen3-4B and Qwen3-8B as the backbone models (Yang et al., 2025). For ROSD and OPSD baselines, the student, self-teacher, and self-reflector share the same base model. Thus, the performance gains come from

training with a self-teacher conditioned on privileged information, rather than from using a larger external teacher.

**Datasets.** Following prior work (Hübötter et al., 2026), we train models separately on five datasets. The first four datasets are science question-answering benchmarks from the reasoning subset (L3) of SciKnowEval (Feng et al., 2024), covering undergraduate-level scientific reasoning in Chemistry, Physics, Biology, and Materials Science. In addition, we include a tool-use dataset from ToolAlpaca (Tang et al., 2023), where the model is required to map a tool-API specification and a user request to the correct tool call. Each of the five datasets is split into a training set and a test set. To further evaluate mathematical reasoning ability, we additionally include AIME2024 as an evaluation benchmark. For each method, we train the model on one dataset and evaluate it on all datasets, allowing us to evaluate both in-domain performance and out-of-domain generalization. The statistics of each dataset are shown in Appendix A.

**Baselines.** We compare ROSD with two baselines in the standard RLVR setting, where no human-labeled golden solutions are available and models are trained only with feedback from a verifier. For the GRPO baseline, we use a strengthened implementation of GRPO following recent best practices (Khatri et al., 2025). This implementation incorporates recent refinements to standard GRPO, including asymmetric clipping (Yu et al., 2026), unbiased normalization (Liu et al., 2025), and off-policy correction for efficient inference-based rollout generation (Yao et al., 2025).

Model	Method	Material	Physics	Biology	Chemistry	ToolUse	Average
Qwen3-4B	Base Model	62.90	60.63	31.63	42.92	58.55	51.32
	GRPO	<b>81.45</b>	<u>74.61</u>	53.75	<u>77.53</u>	<u>61.95</u>	<u>69.86</u>
	SDPO	73.60	<u>68.52</u>	<u>55.38</u>	76.93	60.66	67.02
	ROSD	<u>80.18</u>	<b>76.56</b>	<b>57.50</b>	<b>82.47</b>	<b>67.46</b>	<b>72.83</b>
Qwen3-8B	Base Model	59.71	59.06	32.75	41.28	57.72	50.10
	GRPO	77.46	<u>76.09</u>	56.88	<u>80.77</u>	<u>68.75</u>	71.99
	SDPO	<u>78.46</u>	<b>76.41</b>	<b>61.13</b>	80.71	65.81	<u>72.50</u>
	ROSD	<b>79.52</b>	75.16	<u>60.38</u>	<b>83.07</b>	<b>69.12</b>	<b>73.45</b>

Table 2: In-domain results on Qwen3-4B and Qwen3-8B. All methods are trained to convergence, and scores are reported as the maximum mean@16(%) achieved during training. **Boldface** indicates the best result, and underline indicates the second-best result.

For the on-policy self-distillation baseline, we use SDPO (Hübotter et al., 2026), a representative algorithm that operates in the same verifier-only RLVR setting as our method. SDPO uses successful rollouts sampled by the current policy as additional self-teacher context, thereby providing denser token-level guidance. We do not include other OPSD methods, such as OPSD (Zhao et al., 2026a) and SDFT (Shenfeld et al., 2026), in the main comparison because they rely on high-quality human-labeled golden solutions.

**Implementation details.** All methods are trained with the same data splits, answer verifiers, and evaluation prompts. For each prompt, we sample 8 on-policy rollouts during training. Evaluation uses 16 sampled responses per problem and reports the mean accuracy, denoted as mean@16. Additional training hyperparameters and distillation settings are provided in Appendix B.

## 4.2 In-Domain Results

Table 2 presents the in-domain results on Qwen3-4B and Qwen3-8B. We have the following key findings. First, ROSD achieves the best average performance on both model scales, reaching 72.83% on Qwen3-4B and 73.45% on Qwen3-8B. Compared with GRPO and SDPO, this improves the average score by 2.97 and 5.81 percentage points on Qwen3-4B, and by 1.46 and 0.95 percentage points on Qwen3-8B, respectively, demonstrating the overall effectiveness of our method. Second, the improvement is not concentrated in a single domain. Across all model-dataset settings, ROSD obtains the best result in most domains. On the remaining datasets, ROSD remains highly competitive with the best baseline, showing that it does not introduce an obvious weak domain while still improving the overall average.

We further observe that GRPO and SDPO

achieve very similar average scores on both model scales. This indicates that SDPO does not clearly outperform the outcome-level RL baseline, even though it provides denser token-level supervision. A possible reason is that standard self-distillation also introduces noisy supervision: the teacher signal is applied to the full response and can be affected by reference-dependent reasoning styles. By replacing direct solution conditioning with error-focused reflection and applying distillation only from the localized error span, ROSD reduces such noise and turns dense supervision into more effective reasoning correction.

## 4.3 Out-of-Domain Results

Table 3 presents the out-of-domain results. We have the following key findings. First, GRPO shows strong OOD robustness across training domains and model scales. This is because the KL-based loss in standard on-policy self-distillation, while providing denser supervision than GRPO, also imposes a stronger token-level constraint and can more easily cause in-domain overfitting. Nevertheless, ROSD consistently outperforms SDPO on the OOD average across all training datasets and both model scales, showing that our error-focused reflection and localized distillation effectively reduce the noise in self-distillation.

In particular, when the training and testing domains are substantially different, such as training on ToolUse and testing on science QA or mathematical reasoning datasets, SDPO shows severe degradation, whereas ROSD still preserves much stronger reasoning ability. For example, after ToolUse training on Qwen3-4B, SDPO drops to an OOD average of 2.88%, while ROSD maintains 41.31%. This demonstrates that ROSD can retain cross-domain generalization while still benefiting from dense token-level supervision.

Method	4B	8B	4B	8B	4B	8B	4B	8B	4B	8B	4B	8B
<b>Train on Biology</b>	AIME2024		Material		Physics		Chemistry		ToolUse		Average	
GRPO	31.25	<b>38.89</b>	<b>56.16</b>	<b>59.04</b>	<b>56.35</b>	<b>60.89</b>	<b>45.23</b>	<b>41.58</b>	<b>58.85</b>	59.16	<b>49.57</b>	<b>51.91</b>
SDPO	<b>33.33</b>	31.25	38.16	38.10	45.68	40.36	39.35	34.78	<u>57.05</u>	<b>59.44</b>	42.71	40.79
ROSD	31.94	<u>32.64</u>	<u>51.37</u>	<u>56.01</u>	<u>49.58</u>	<u>56.98</u>	<u>40.93</u>	<u>38.21</u>	<u>56.46</u>	<u>59.38</u>	<u>46.06</u>	<u>48.64</u>
<b>Train on Chemistry</b>	AIME2024		Biology		Material		Physics		ToolUse		Average	
GRPO	<b>35.42</b>	<b>43.06</b>	28.88	<u>36.17</u>	<b>49.78</b>	<b>64.18</b>	<b>49.71</b>	<b>61.80</b>	<b>58.92</b>	<b>60.23</b>	<b>44.54</b>	<b>53.09</b>
SDPO	0.00	9.03	<b>31.54</b>	28.67	20.41	22.89	23.05	29.92	39.64	0.83	22.93	18.27
ROSD	<u>30.56</u>	<u>34.03</u>	<u>30.50</u>	<b>37.08</b>	<u>34.64</u>	<u>50.22</u>	<u>39.95</u>	<u>49.09</u>	<u>57.05</u>	<u>58.27</u>	<u>38.54</u>	<u>45.74</u>
<b>Train on Material</b>	AIME2024		Biology		Physics		Chemistry		ToolUse		Average	
GRPO	<b>38.89</b>	<b>39.58</b>	<b>33.63</b>	27.79	<b>60.78</b>	<b>63.39</b>	<u>42.88</u>	<b>46.87</b>	<b>60.85</b>	<b>61.31</b>	<b>47.41</b>	<b>47.79</b>
SDPO	4.86	25.00	28.46	<b>35.83</b>	30.29	42.76	40.03	<u>44.07</u>	54.87	0.86	31.70	29.70
ROSD	<u>29.86</u>	<u>34.03</u>	<u>31.29</u>	<u>31.75</u>	<u>45.05</u>	<u>55.57</u>	<b>45.48</b>	42.12	<u>55.15</u>	<u>59.38</u>	<u>41.37</u>	<u>44.57</u>
<b>Train on Physics</b>	AIME2024		Biology		Material		Chemistry		ToolUse		Average	
GRPO	<b>35.42</b>	<b>44.44</b>	28.71	25.96	<b>71.48</b>	<b>63.76</b>	<u>43.60</u>	<b>46.12</b>	<b>58.98</b>	<b>59.93</b>	<b>47.64</b>	<b>48.04</b>
SDPO	8.33	29.17	<u>32.96</u>	<b>34.46</b>	43.62	49.38	<b>43.63</b>	<u>44.00</u>	54.01	2.27	36.51	31.86
ROSD	<u>28.47</u>	<u>33.33</u>	<b>33.88</b>	34.17	<u>62.21</u>	<u>60.33</u>	43.43	41.62	<u>57.17</u>	<u>59.19</u>	<u>45.03</u>	<u>45.73</u>
<b>Train on ToolUse</b>	AIME2024		Biology		Material		Physics		Chemistry		Average	
GRPO	<b>33.33</b>	<b>36.11</b>	<b>30.54</b>	36.13	<u>52.70</u>	<b>58.82</b>	<b>57.29</b>	<b>57.76</b>	<u>43.97</u>	42.47	<b>43.57</b>	<b>46.26</b>
SDPO	11.11	31.94	0.88	35.21	1.09	44.22	0.49	40.34	0.83	<b>45.18</b>	2.88	39.38
ROSD	31.94	<u>33.33</u>	<u>29.63</u>	<b>37.04</b>	<b>53.30</b>	<u>55.87</u>	<u>46.25</u>	<u>54.30</u>	<b>45.43</b>	<u>45.03</u>	<u>41.31</u>	<u>45.11</u>

Table 3: Out-of-domain results. All methods are trained to convergence on the training dataset and scores are reported as mean@16 (%) averaged over the last three evaluation steps. 4B and 8B denote Qwen3-4B and Qwen3-8B, respectively. **Boldface** indicates the best result, and underline indicates the second-best result.

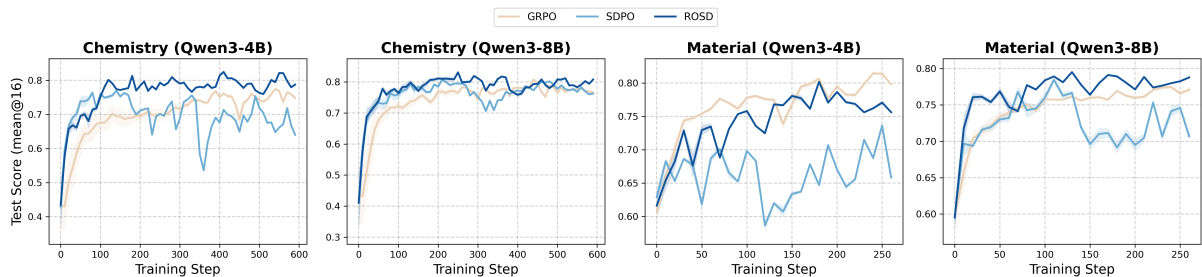


Figure 3: In domain training dynamics on Material and Chemistry. We report the mean@16 test score, and the shaded regions indicate the variance over 16 sampled responses.

#### 4.4 Training Dynamics Analysis

Figure 3 shows the in-domain training dynamics on Material and Chemistry. ROSD not only converges faster than the baselines, but also maintains its performance more stably throughout training. In contrast, SDPO often improves in the early stage but then drops as training continues. This pattern suggests that full-response self-distillation can provide useful dense supervision at the beginning, but the same dense signal may become noisy when it overly tied to the training-domain solution style.

Figure 4 shows the rollout accuracy dynamics during training. SDPO and ROSD exhibit a similar trend and both converge much faster than GRPO in the early stage, showing that dense self-distillation can accelerate optimization. However, on the Material dataset, the rollout accuracy of SDPO continues to increase near the end of training, while its test score instead decreases. This divergence indicates that SDPO can overfit to its sampled rollouts and still suffer from poor in-domain generaliza-

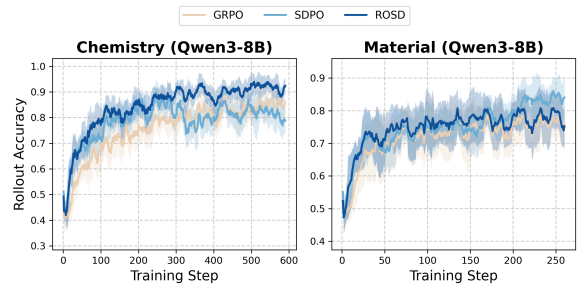


Figure 4: Rolling average of rollout accuracy over 10 steps on Qwen3-8B.

tion. In contrast, ROSD maintains the fast convergence benefit of self-distillation while achieving better in-domain generalization, suggesting that error-focused reflection and localized distillation provide a more reliable training signal.

#### 4.5 Ablation Study

An ablation study is conducted to analyze the contribution of each component, with the results presented in Table 4. **(1) w/o Reflection** still uses

Method	4B	8B	4B	8B	4B	8B	4B	8B	4B	8B	4B	8B
<b>In-domain results</b>												
	Material		Physics		Biology		Chemistry		ToolUse		Average	
SDPO	73.60	<u>78.46</u>	68.52	<b>76.41</b>	<u>55.38</u>	<b>61.13</b>	76.93	80.71	60.66	65.81	67.02	<u>72.50</u>
ROSD	<b>80.18</b>	79.52	<b>76.56</b>	75.16	<b>57.50</b>	60.38	<b>82.47</b>	<u>83.07</u>	<b>67.46</b>	<b>69.12</b>	<b>72.83</b>	<b>73.45</b>
† w/o Reflection	<u>75.27</u>	73.80	73.13	71.41	51.13	59.13	78.84	<b>83.10</b>	59.47	65.07	67.56	70.50
† w/o Localized Distillation	75.13	<b>79.99</b>	<u>75.39</u>	<u>76.25</u>	54.50	56.50	<u>80.12</u>	81.76	<u>63.51</u>	<u>67.19</u>	<u>69.73</u>	72.34
<b>Out-of-domain results</b>												
	Material		Physics		Biology		Chemistry		ToolUse		Average	
SDPO	31.70	29.70	36.51	31.86	42.71	40.79	22.93	18.27	2.88	39.38	27.35	32.00
ROSD	<u>41.37</u>	44.57	<b>45.03</b>	<u>45.73</u>	<b>46.06</b>	48.64	<b>38.54</b>	<b>45.74</b>	<b>41.31</b>	<b>45.11</b>	<b>42.46</b>	<b>45.96</b>
† w/o Reflection	<b>42.63</b>	<b>45.61</b>	<u>43.25</u>	<b>46.33</b>	45.08	<b>49.40</b>	<u>31.80</u>	43.66	31.47	42.90	38.85	45.58
† w/o Localized Distillation	40.66	<u>44.77</u>	41.81	45.01	42.71	48.80	30.41	<u>45.21</u>	<u>38.96</u>	41.46	<u>38.91</u>	45.05

Table 4: Ablation study on Qwen3-4B and Qwen3-8B. Scores are reported as mean@16 (%). 4B and 8B denote Qwen3-4B and Qwen3-8B, respectively. **Boldface** indicates the best result, and underline indicates the second-best result. For in-domain results, we report the maximum value achieved during training. For OOD results, each dataset name denotes the training dataset, and each score reports the average last 3 steps performance over the remaining out-of-domain datasets.

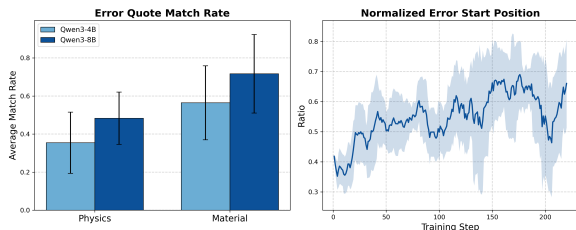


Figure 5: Error localization dynamics during training. The left figure shows the average match rate of error quotes produced by ROSD during training. The right figure shows the average normalized error position over 10 steps on Physics with Qwen3-8B.

the reflector to predict the error position and perform localized distillation, but conditions the self-teacher on the correct solution as in SDPO instead of using the generated reflection; It achieves comparable in-domain performance to SDPO while substantially improving OOD performance. This suggests that selective distillation mainly helps reduce the generalization damage caused by full-response distillation. **(2) w/o Localized Distillation** removes the selective distillation mechanism and applies the reflection-conditioned teacher signal to the full response. Compared with SDPO, this variant achieves better performance in both in-domain and OOD settings, which indicates that the error-focused reflection provides a more informative and less noisy teacher signal. The full ROSD achieves the best average scores across both model scales and both evaluation settings, showing that error-focused reflection and localized distillation are complementary and broadly applicable.

#### 4.6 Error Localization Dynamics

Figure 5 provides additional evidence for the localization behavior of ROSD. The left figure shows that the error quote match rate stays around 0.5 during training, indicating that a substantial fraction of

reflector outputs can be aligned back to the original rollout. The Qwen3-8B model achieves a slightly higher match rate than Qwen3-4B, which is consistent with its stronger instruction-following ability. The right figure shows that the normalized error position gradually moves toward the later part of the response, suggesting that errors become less frequent and occur later as training progresses. This trend also explains why full-response distillation can become harmful in the late stage: when most early reasoning steps are already valid, continuing to distill the whole response may unnecessarily perturb correct prefixes. These observations further support the necessity of localizing self-distillation to the diagnosed error span.

**Additional Results.** We further analyze **training efficiency** and **response-length dynamics**. Our method matches SDPO in average per-step training time, becomes more efficient later in training, and yields shorter, more stable responses. Details are provided in Appendix C.

## 5 Conclusion

In this paper, we introduced ROSD, a reflective on-policy self-distillation framework for improving reasoning in large language models. Our key idea is simple: self-distillation should correct errors rather than imitate entire reference solutions. By using reflection to identify corrective guidance and localize supervision to erroneous spans, ROSD repairs faulty steps while preserving valid reasoning prefixes. Across benchmarks and backbone models, this leads to stronger in-domain reasoning and substantially better out-of-domain generalization than standard OPSD. These results highlight the importance of error-aware, selectively applied supervision for effective reasoning post-training.

## Limitations

This work has two main limitations. First, although we observe consistent gains across multiple benchmarks and backbone scales, the proposed framework should be further evaluated in broader settings to better establish its generality. Second, while our method achieves stronger overall in-domain performance than GRPO and substantially improves out-of-domain performance over standard OPSD, it still falls short of GRPO in out-of-domain settings, indicating that further advances are needed to strengthen cross-domain generalization.

## Ethical Considerations

This work focuses on improving the reasoning abilities of large language models. We recognize that stronger reasoning capabilities may also be exploited for harmful or malicious objectives. Therefore, we emphasize that such models should be deployed together with rigorous safety alignment mechanisms to reduce potential risks. For our experiments, all datasets used in this paper are publicly available open-source resources. We carefully follow the corresponding licenses and use these datasets only in ways that are consistent with their intended purposes.

## References

- Josh Achiam, Steven Adler, Sandhini Agarwal, Lama Ahmad, Ilge Akkaya, Florencia Leoni Aleman, Diogo Almeida, Janko Altenschmidt, Sam Altman, Shyamal Anadkat, and 1 others. 2023. Gpt-4 technical report. *arXiv preprint arXiv:2303.08774*.
- Rishabh Agarwal, Nino Vieillard, Yongchao Zhou, Piotr Stanczyk, Sabela Ramos Garea, Matthieu Geist, and Olivier Bachem. 2024. On-policy distillation of language models: Learning from self-generated mistakes. In *International Conference on Learning Representations*, volume 2024, pages 21246–21263.
- Xiangxiang Chu, Hailang Huang, Xiao Zhang, Fei Wei, and Yong Wang. 2025. Gpg: A simple and strong reinforcement learning baseline for model reasoning. *arXiv preprint arXiv:2504.02546*.
- Muzhi Dai, Chenxu Yang, and Qingyi Si. 2025. S-grpo: Early exit via reinforcement learning in reasoning models. *arXiv preprint arXiv:2505.07686*.
- Kehua Feng, Xinyi Shen, Weijie Wang, Xiang Zhuang, Yuqi Tang, Qiang Zhang, and Keyan Ding. 2024. Sci-knoweval: Evaluating multi-level scientific knowledge of large language models. *arXiv preprint arXiv:2406.09098*.
- Yuxian Gu, Li Dong, Furu Wei, and Minlie Huang. 2024. Minillm: Knowledge distillation of large language models. In *International Conference on Learning Representations*, volume 2024, pages 32694–32717.
- Daya Guo, Dejian Yang, Haowei Zhang, Junxiao Song, Ruoyu Zhang, Runxin Xu, Qihao Zhu, Shirong Ma, Peiyi Wang, Xiao Bi, and 1 others. 2025. Deepseek-r1: Incentivizing reasoning capability in llms via reinforcement learning. *arXiv preprint arXiv:2501.12948*.
- Yinghui He, Simran Kaur, Adithya Bhaskar, Yongjin Yang, Jiarui Liu, Narutatsu Ri, Liam Fowl, Abhishek Panigrahi, Danqi Chen, and Sanjeev Arora. 2026. Self-distillation zero: Self-revision turns binary rewards into dense supervision. *arXiv preprint arXiv:2604.12002*.
- Geoffrey Hinton, Oriol Vinyals, and Jeff Dean. 2015. Distilling the knowledge in a neural network. *arXiv preprint arXiv:1503.02531*.
- Jonas Hübner, Frederike Lübeck, Lejs Behric, Anton Baumann, Marco Bagatella, Daniel Marta, Ido Hakimi, Idan Shenfeld, Thomas Kleine Büning, Carlos Guestrin, and 1 others. 2026. Reinforcement learning via self-distillation. *arXiv preprint arXiv:2601.20802*.
- Devvrit Khatri, Lovish Madaan, Rishabh Tiwari, Rachit Bansal, Sai Surya Duvvuri, Manzil Zaheer, Inderjit S Dhillon, David Brandfonbrener, and Rishabh Agarwal. 2025. The art of scaling reinforcement learning compute for llms. *arXiv preprint arXiv:2510.13786*.
- Yoon Kim and Alexander M Rush. 2016. Sequence-level knowledge distillation. In *Proceedings of the 2016 conference on empirical methods in natural language processing*, pages 1317–1327.
- Komal Kumar, Tajamul Ashraf, Omkar Thawakar, Rao Muhammad Anwer, Hisham Cholakkal, Mubarak Shah, Ming-Hsuan Yang, Phillip HS Torr, Fahad Shahbaz Khan, and Salman Khan. 2025. Llm post-training: A deep dive into reasoning large language models. *arXiv preprint arXiv:2502.21321*.
- Harrison Lee, Samrat Phatale, Hassan Mansoor, Thomas Mesnard, Johan Ferret, Kellie Ren Lu, Colton Bishop, Ethan Hall, Victor Carbune, Abhinav Rastogi, and 1 others. 2024. Rlaif vs. rlhf: Scaling reinforcement learning from human feedback with ai feedback. In *International Conference on Machine Learning*, pages 26874–26901. PMLR.
- Gengsheng Li, Tianyu Yang, Junfeng Fang, Mingyang Song, Mao Zheng, Haiyun Guo, Dan Zhang, Jinqiao Wang, and Tat-Seng Chua. 2026a. Unifying group-relative and self-distillation policy optimization via sample routing. *arXiv preprint arXiv:2604.02288*.
- Yaxuan Li, Yuxin Zuo, Bingxiang He, Jinqian Zhang, Chaojun Xiao, Cheng Qian, Tianyu Yu, Huan-ang Gao, Wenkai Yang, Zhiyuan Liu, and 1 others. 2026b. Rethinking on-policy distillation of large language

- models: Phenomenology, mechanism, and recipe. *arXiv preprint arXiv:2604.13016*.
- Zichen Liu, Changyu Chen, Wenjun Li, Penghui Qi, Tianyu Pang, Chao Du, Wee Sun Lee, and Min Lin. 2025. Understanding rl-zero-like training: A critical perspective. *arXiv preprint arXiv:2503.20783*.
- Kevin Lu and Thinking Machines Lab. 2025. **On-policy distillation**. *Thinking Machines Lab: Connectionism*. <https://thinkingmachines.ai/blog/on-policy-distillation>.
- Fanqing Meng, Lingxiao Du, Zongkai Liu, Zhixiang Zhou, Quanfeng Lu, Daocheng Fu, Botian Shi, Wenhai Wang, Junjun He, Kaipeng Zhang, and 1 others. 2025. Mm-eureka: Exploring visual aha moment with rule-based large-scale reinforcement learning. *CoRR*.
- Long Ouyang, Jeffrey Wu, Xu Jiang, Diogo Almeida, Carroll Wainwright, Pamela Mishkin, Chong Zhang, Sandhini Agarwal, Katarina Slama, Alex Ray, and 1 others. 2022. Training language models to follow instructions with human feedback. *Advances in neural information processing systems*, 35:27730–27744.
- Rafael Rafailov, Archit Sharma, Eric Mitchell, Christopher D Manning, Stefano Ermon, and Chelsea Finn. 2023. Direct preference optimization: Your language model is secretly a reward model. *Advances in neural information processing systems*, 36:53728–53741.
- Zhihong Shao, Peiyi Wang, Qihao Zhu, Runxin Xu, Junxiao Song, Xiao Bi, Haowei Zhang, Mingchuan Zhang, YK Li, Yang Wu, and 1 others. 2024. Deepseekmath: Pushing the limits of mathematical reasoning in open language models. *arXiv preprint arXiv:2402.03300*.
- Idan Shenfeld, Mehul Damani, Jonas Hübner, and Pulkit Agrawal. 2026. Self-distillation enables continual learning. *arXiv preprint arXiv:2601.19897*.
- Guangming Sheng, Chi Zhang, Zilingfeng Ye, Xibin Wu, Wang Zhang, Ru Zhang, Yanghua Peng, Haibin Lin, and Chuan Wu. 2025. Hybridflow: A flexible and efficient rlhf framework. In *Proceedings of the Twentieth European Conference on Computer Systems*, pages 1279–1297.
- Qiaoyu Tang, Ziliang Deng, Hongyu Lin, Xianpei Han, Qiao Liang, Boxi Cao, and Le Sun. 2023. Toolalpaca: Generalized tool learning for language models with 3000 simulated cases. *arXiv preprint arXiv:2306.05301*.
- Kimi Team, Angang Du, Bofei Gao, Bofei Xing, Changjiu Jiang, Cheng Chen, Cheng Li, Chenjun Xiao, Chenzhuang Du, Chonghua Liao, and 1 others. 2025. Kimi k1. 5: Scaling reinforcement learning with llms. *arXiv preprint arXiv:2501.12599*.
- An Yang, Anfeng Li, Baosong Yang, Beichen Zhang, Binyuan Hui, Bo Zheng, Bowen Yu, Chang Gao, Chengen Huang, Chenxu Lv, and 1 others. 2025. Qwen3 technical report. *arXiv preprint arXiv:2505.09388*.
- Feng Yao, Liyuan Liu, Dinghuai Zhang, Chengyu Dong, Jingbo Shang, and Jianfeng Gao. 2025. Your efficient rl framework secretly brings you off-policy rl training, august 2025. URL <https://fengyao.notion.site/off-policy-rl>.
- Qiyang Yu, Zheng Zhang, Ruofei Zhu, Yufeng Yuan, Xiaochen Zuo, Yu Yue, Weinan Dai, Tiantian Fan, Gaohong Liu, Lingjun Liu, and 1 others. 2025. Dapo: An open-source llm reinforcement learning system at scale. *arXiv preprint arXiv:2503.14476*.
- Qiyang Yu, Zheng Zhang, Ruofei Zhu, Yufeng Yuan, Xiaochen Zuo, Yu Yue, Weinan Dai, Tiantian Fan, Gaohong Liu, Lingjun Liu, and 1 others. 2026. Dapo: An open-source llm reinforcement learning system at scale. *Advances in Neural Information Processing Systems*, 38:113222–113244.
- Yu Yue, Yufeng Yuan, Qiyang Yu, Xiaochen Zuo, Ruofei Zhu, Wenyuan Xu, Jiaye Chen, Chengyi Wang, Tiantian Fan, Zhengyin Du, and 1 others. 2025. Vapo: Efficient and reliable reinforcement learning for advanced reasoning tasks. *arXiv preprint arXiv:2504.05118*.
- Siyan Zhao, Zhihui Xie, Mengchen Liu, Jing Huang, Guan Pang, Feiyu Chen, and Aditya Grover. 2026a. Self-distilled reasoner: On-policy self-distillation for large language models. *arXiv preprint arXiv:2601.18734*.
- Ziqi Zhao, Zhaochun Ren, Jiahong Zou, Liu Yang, Zhiwei Xu, Xuri Ge, Zhumin Chen, Xinyu Ma, Daiting Shi, Shuaiqiang Wang, and 1 others. 2026b. Reinforced efficient reasoning via semantically diverse exploration. *arXiv preprint arXiv:2601.05053*.
- Chujie Zheng, Shixuan Liu, Mingze Li, Xiong-Hui Chen, Bowen Yu, Chang Gao, Kai Dang, Yuqiong Liu, Rui Men, An Yang, and 1 others. 2025. Group sequence policy optimization. *arXiv preprint arXiv:2507.18071*.

Datasets	Train	Test
Biology	450	50
Chemistry	1,890	210
Material	841	94
Physics	720	80
ToolUse	4,046	68
AIME2024	-	30

Table 5: Dataset statistics used in our experiments.

## A Dataset Statistics

Table 5 reports the number of training and held-out examples used in our experiments. The science question-answering and ToolUse domains are used for training and evaluation. The AIME2024 dataset is used only as an additional held-out reasoning benchmark and is not used for training.

## B Implementation Details

**Infrastructure.** All experiments are implemented on top of the ver1 library (Sheng et al., 2025). We use the distributed actor-rollout training pipeline provided by ver1, with FSDP actor training and vLLM-based rollout generation. The experiments are run on 8 NVIDIA A800 80G GPUs.

**Training.** Unlike prior methods (Hübotter et al., 2026) that train under a fixed time budget, we use an epoch budget large enough for the methods to converge in our setting. We train for 10 epochs on the science question-answering tasks and 5 epochs on the ToolUse task, using a training batch size of 32. The maximum length of the reflection prompt is 8k tokens, and the maximum length of the generated reflection is 4k tokens. All algorithms are evaluated every 10 training steps. For self-distillation methods, we use Jensen–Shannon divergence with  $\alpha = 0.5$ , a distillation top- $k$  of 100, and a frozen self-teacher and self-reflector during each run.

## C Additional Results

### C.1 Response length

As shown in Figure 7, ROSD produces relatively shorter responses while maintaining a more stable response-length trend during training. In contrast, the response lengths of both GRPO and SDPO increase as training proceeds, which demonstrates the stability of our method.

### C.2 Training efficiency

As shown in Figure 6, although ROSD introduces an additional reflector, its overall training time is

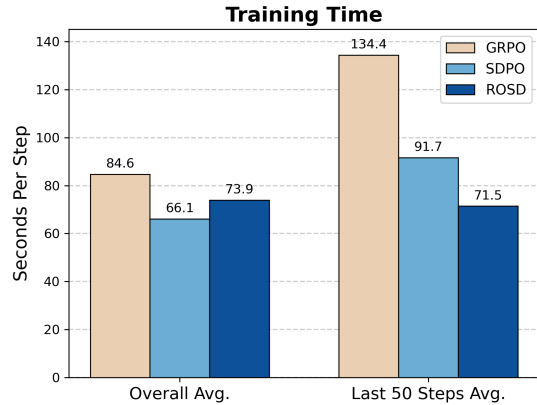


Figure 6: Training efficiency. We report time(seconds) per step for total steps and last 50 steps on Chemistry with Qwen3-8B.

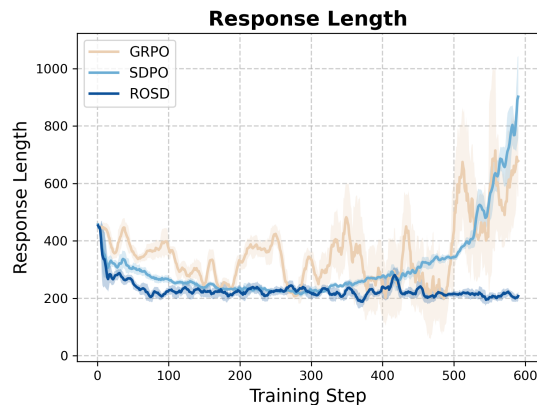


Figure 7: Response length dynamics. A rolling average of response length over 10 steps on Chemistry with Qwen3-8B.

comparable to SDPO and lower than GRPO. As training progresses, ROSD becomes more efficient because the rollout lengths of the baselines increase in the later stage, whereas our response length remains stable, showing that our method preserves good training efficiency.

## D Prompt Templates

Following SDPO (Hübotter et al., 2026), we use the same dataset prompts for student rollout and evaluation. For Qwen models, we disable the thinking-mode chat-template option during prompt construction. The concrete ScienceQA, ToolUse, and mathematics prompt templates are shown in Figures 8–11. The prompt used as input to the self-teacher is shown in Figure 12.

```
Given a question and four options, please select the right answer. Respond in the following format:  
<reasoning>  
...  
</reasoning>  
<answer>  
...  
</answer>  
For the answer, only output the letter corresponding to the correct option (A, B, C, or D), and nothing else. Do not restate  
the answer text. For example, if the answer is "A", just output:  
<answer>  
A  
</answer>
```

Figure 8: System prompt for ScienceQA.

```
[User] {question}  
Please reason step by step.
```

Figure 9: User prompt for ScienceQA.

```
[User] Your task is to answer the user's question using available tools.  
You have access to the following tools:  
Name: {tool_name}  
Description: {tool_description}  
Documentation:  
{function_name}: {function_description}  
Parameters: {parameter_schema}  
Output: {output_description}  
- Format: {output_format}  
- Structure: {output_structure}  
  
Use the following format:  
Thought: think about what to do  
Action: the action to take; use one tool name.  
Action Input: the input in JSON format.  
Begin!  
Question: {question}
```

Figure 10: User prompt for ToolUse.

```
[User] {question}  
Please reason step by step, and put your final answer within \boxed{ }.
```

Figure 11: User prompt for AIME2024.

```
[System] {original system prompt}  
[User] {original user prompt}  
The following is the key idea to solve the question:  
{key_idea}  
Correctly solve the original question.  
[Assistant] {original rollout}
```

Figure 12: Teacher input template with reflection. The self-teacher preserves the original system and user prompts used for rollout generation. The placeholder {key\_idea} is replaced with the key idea generated by the self-reflector.