
Harness-Bench: Measuring Harness Effects across Models in Realistic Agent Workflows

Yilun Yao^{1*}, Xinyu Tan^{1*}, Chao-Hsuan Liu^{1*}, Yaoming Li¹, Zhengyang Wang¹, Wenhan Yu¹,
Zhenwen Tan¹, Yuxuan Tian¹, Guangxiang Zhao², Lin Sun², Xiangzheng Zhang², Tong Yang¹
¹Peking University ²Qiyuan Tech

Abstract

LLM agents are increasingly deployed as executable systems that use tools, modify workspaces, and produce concrete artifacts. In such workflows, performance depends not only on the base model, but also on the harness: the system layer that manages context, tools, state, constraints, permissions, tracing, and recovery. However, existing benchmarks typically abstract away execution, compare complete agent systems, or hold the harness fixed, making execution-layer variation difficult to study. We introduce **Harness-Bench**, a diagnostic benchmark for evaluating configuration-level harness effects in realistic agent workflows. Harness-Bench evaluates representative harness configurations across multiple model backends under shared task environments, budgets, and evaluation protocols, while preserving each harness’s native execution behavior. The benchmark contains 106 sandboxed offline tasks constructed from practical agent-use patterns and manually reviewed for realism, solvability, oracle-checkability, and integrity. Each run records final artifacts, execution traces, usage statistics, and validator outputs, enabling analysis beyond final completion. Across 5,194 execution trajectories, we observe substantial variation in completion, process quality, efficiency, and failure behavior across model–harness pairings. These results suggest that agent capability should be reported at the model–harness configuration level rather than attributed to the base model alone. Our analysis further identifies recurring execution-alignment failures, where plausible reasoning becomes decoupled from tool feedback, workspace state, evidence, or verifiable output contracts. Harness-Bench provides a reproducible foundation for diagnosing and improving reliable, efficient, and auditable agent execution stacks.²

1 Introduction

Large language models are increasingly deployed as agents that act in external environments, using tools, modifying workspaces, and producing artifacts that satisfy concrete user requirements [Yao et al., 2022, Schick et al., 2023]. In such executable workflows, practical performance depends not only on the underlying model, but also on the system layer that turns model capability into executable action. We refer to this layer as a *harness*: the mechanism that organizes context, tools, state, permissions, constraints, and recovery to mediate between model outputs and external actions. Harnesses are therefore central to agent system design: they shape how model capability is exposed, constrained, and realized, affecting completion, cost, safety, robustness, and auditability [Yang et al., 2024].

*These authors contributed equally.

²Our code and data are available at <https://github.com/Qihoo360/harness-bench>. Additional resources and updates can be found on our project website at <http://www.harness-bench.ai/>.

Existing benchmarks have advanced LLM and agent evaluation across static reasoning, executable environments, and standardized workflow settings. Static benchmarks such as MMLU [Hendrycks et al., 2021], GSM8K [Cobbe et al., 2021], BIG-bench [Srivastava et al., 2023], and HELM [Liang et al., 2023] measure text-based model capabilities, while agent benchmarks such as SWE-bench [Jimenez et al., 2024], WebArena [Zhou et al., 2024], OSWorld [Xie et al., 2024], and Terminal-Bench [Merrill et al., 2026] evaluate complete systems in executable environments. Workflow-oriented and assistant-agent benchmarks such as AgentBench [Liu et al., 2024], GAIA [Mialon et al., 2024], and Claw-Eval [Ye et al., 2026] further compare model backends under shared execution setups. However, the harness itself remains largely unmeasured: existing benchmarks either abstract away execution, conflate the harness with the full agent system, or fix the harness when comparing models. As a result, we lack a diagnostic protocol for studying how model–harness configurations affect success, token cost, robustness, and traceability in realistic workflows.

We introduce **Harness-Bench**, a diagnostic benchmark for studying configuration-level harness effects in realistic agent workflows. Recent work on agent-computer interfaces and agent-evaluation infrastructure reflects growing interest in execution-layer design [Jimenez et al., 2024, Kapoor et al., 2025]. However, existing efforts typically evaluate a particular agent system, standardize evaluation infrastructure, or compare heterogeneous agent stacks, rather than systematically varying harness configurations across shared task environments and model backends. To our knowledge, Harness-Bench is among the first benchmarks to make the harness a primary axis of evaluation under common external task conditions. Rather than forcing all systems into an identical internal implementation, Harness-Bench fixes the task environment, budget, timeout, and evaluator while preserving each harness’s native execution behavior. The resulting measurements should therefore be interpreted as configuration-level diagnostics of model–harness pairings, not as causal decompositions of individual harness mechanisms. Each run records execution evidence, enabling analysis beyond final completion scores.

Harness-Bench contains 106 realistic, end-to-end agent tasks constructed from practical agent-use patterns and common user requests, each executed in its own sandboxed offline environment with task-specific configuration and evaluation criteria. The task suite is manually reviewed for realism, difficulty, solvability, and evaluation reliability. These environments emulate practical agent settings while avoiding dependence on live services, reducing benchmark drift and making runs reproducible and independently scorable. The tasks require agents to complete concrete workflows rather than isolated tool calls. They span diverse execution demands, including workspace/tool operation, software engineering, data analysis, evidence-grounded knowledge work, and permission-sensitive, stateful, or long-horizon operational workflows. This design preserves realism while providing enough difficulty and diversity to expose meaningful differences across harnesses.

We make three main contributions. **(1) Benchmark asset.** We introduce Harness-Bench, a suite of 106 sandboxed offline tasks for evaluating realistic end-to-end agent workflows with task manifests, fixtures, evaluators, and execution traces. **(2) Evaluation protocol.** We define a model–harness evaluation protocol that fixes external task conditions, budgets, timeouts, and evaluators while preserving each harness’s native execution behavior, enabling configuration-level comparison across representative harnesses and model backends. **(3) Diagnostic analysis.** Across 5,194 execution trajectories, we analyze completion, process quality, efficiency, and recurring failure symptoms. Our results show that performance varies across model–harness pairings and support reporting agent capability at the configuration level rather than attributing it to the base model alone.

2 Related Work

LLM and agent benchmarks. LLM evaluation has progressed from static language and reasoning benchmarks to executable agent benchmarks. Static benchmarks such as MMLU [Hendrycks et al., 2021], GSM8K [Cobbe et al., 2021], BIG-bench [Srivastava et al., 2023], and HELM [Liang et al., 2023] measure model capabilities in text-based settings, while agent benchmarks such as SWE-bench [Jimenez et al., 2024], Terminal-Bench [Merrill et al., 2026], WebArena [Zhou et al., 2024], and OSWorld [Xie et al., 2024] evaluate agents in software, terminal, web, and operating-system environments. More recent workflow-agent benchmarks, including AgentBench [Liu et al., 2024], GAIA [Mialon et al., 2024], and Claw-Eval [Ye et al., 2026], further emphasize multi-step execution, external state, traceability, safety, robustness, and cost-aware evaluation. ClawMark [Meng et al., 2026] pushes this direction to long-horizon, multimodal *coworker* settings, coupling multi-turn and

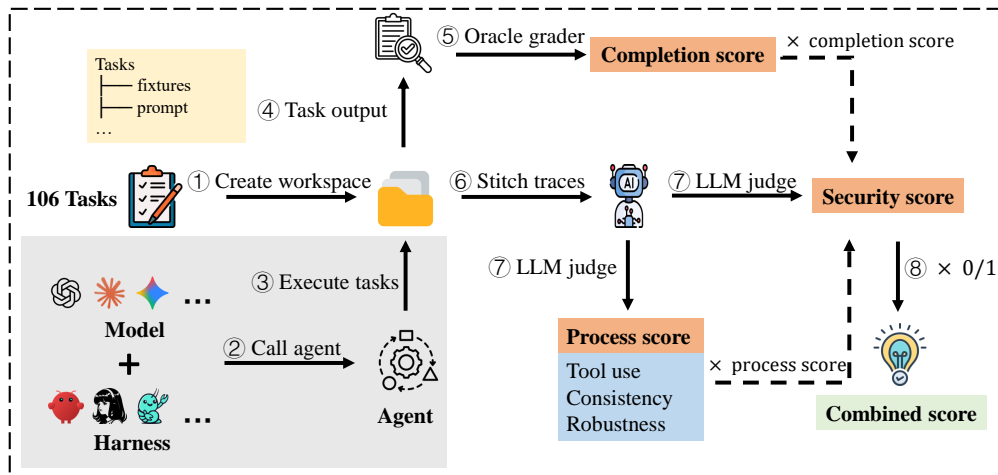


Figure 1: Overview of the Harness-Bench evaluation pipeline. Each task is instantiated in a sandbox and executed by a model–harness configuration. Harness-Bench records artifacts, traces, usage statistics, and validator outputs, then combines completion, process, and security signals into a diagnostic score.

multi-day tasks with persistent tool-backed services and drifting external state. ClawBench [Zhang et al., 2026] instead stress-tests agents on everyday online workflows over many live production websites, highlighting gaps between sandboxed web benchmarks and real-site complexity. These benchmarks are essential for measuring model or end-to-end agent capability, but they do not directly evaluate the harness as the variable of interest: they either abstract away execution, evaluate a complete submitted agent stack, or hold the execution setup fixed to compare models. Harness-Bench is complementary: it controls external task conditions while varying harness configurations, enabling diagnostic comparison of completion, token cost, execution safety, robustness, and traceability.

Harnesses and harness engineering. Recent agent systems increasingly treat the model as one component of a larger execution stack. Work on agent-computer interfaces [Yang et al., 2024], tool-use protocols such as the Model Context Protocol [Anthropic, 2024], stateful and multi-agent frameworks [Wu et al., 2024], tracing, guardrails, memory, budget control, and recovery mechanisms reflects growing attention to the infrastructure that turns model outputs into external actions. Concrete systems such as OpenClaw [OpenClaw, 2026], NanoBot [HKUDS, 2026], Hermes [Nous Research, 2026], and other agent execution frameworks instantiate these choices differently, exposing different tools, context policies, state-management strategies, permission boundaries, and recovery behaviors. While this work shows that harness design is central to practical agent performance, existing evaluations usually study a particular system or compare models within a fixed execution setup. Harness-Bench instead provides a controlled, large-scale benchmark for evaluating harness effects across representative harnesses, multiple model backends, and realistic end-to-end workflows.

3 The Harness-Bench Benchmark

Harness-Bench is a diagnostic benchmark for studying model–harness configurations in executable agent workflows. Each evaluation consists of a task, a model backend, a harness configuration, a sandboxed environment, and an evaluator. The benchmark fixes external task conditions while varying the harness surrounding the model, and records both final artifacts and execution traces.

We use *harness* to denote the system layer that conditions model calls and turns model outputs into actions in an external workspace. A harness may include prompt templates, action formats, context construction, tool invocation, workspace access, permissions, budget control, tracing, and recovery.

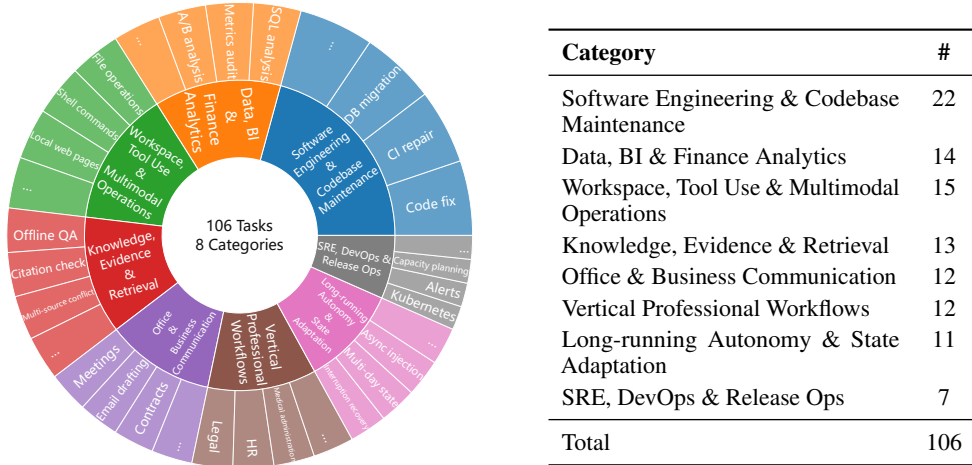


Figure 2: Task suite overview. Harness-Bench contains 106 sandboxed offline tasks across eight workflow categories.

These mechanisms are often coupled in real agent systems, so Harness-Bench evaluates complete harness configurations rather than isolating individual mechanisms.

Compactly, we write

$$\text{Agent} = \text{Model} + \text{Harness}.$$

The environment is external to the agent and includes the task workspace, files, local services, and resources exposed during execution. The evaluator is also external: it observes the completed run and assigns outcome- and process-level scores.

3.1 Harness-Level Evaluation Setting

For each task and model backend, Harness-Bench fixes the user-facing task, initial sandbox state, budget, timeout, and evaluator, while varying the harness configuration. This setting makes the model-surrounding execution layer the primary axis of comparison under shared external conditions.

We do not force all systems into a common internal policy or runtime. Instead, each harness runs with its native execution behavior under the same task resources and evaluation protocol. The resulting measurements should therefore be interpreted as configuration-level diagnostics of model–harness pairings, not as causal decompositions of individual harness mechanisms.

This design is complementary to outcome- and evidence-grounded agent benchmarks such as SWE-bench [Jimenez et al., 2024], AgentBench [Liu et al., 2024], and Claw-Eval [Ye et al., 2026]. By varying the harness and recording artifacts, traces, and usage statistics, Harness-Bench supports analysis of completion, tool use, state management, permission handling, robustness, and token cost.

3.2 Task Suite Design and Validation

Harness-Bench contains 106 local, sandboxed tasks designed to evaluate end-to-end agent workflows rather than isolated tool calls. Each task requires a deliverable and is paired with an oracle or rubric that checks completion from the final workspace state and, when needed, the execution trace.

Local execution avoids dependence on live services, reducing benchmark drift and improving reproducibility. Sandboxing ensures that each model–harness pair starts from the same initial state. Each task is specified by a manifest containing the prompt or prompt sequence, fixtures, evaluator, timeout, workflow category, tags, and optional runtime hooks.

The suite covers eight workflow categories, including software engineering, data analysis, workspace and tool operations, evidence-grounded knowledge work, office workflows, vertical professional workflows, long-running state adaptation, and DevOps or release operations. Figure 2 summarizes the task distribution.

Each candidate task is manually reviewed before inclusion. We retain tasks only when they satisfy four criteria: *Realism*, reflecting a plausible user workflow; *Solvability*, meaning the task can be completed using the provided sandbox resources; *Oracle-checkability*, meaning success can be verified by deterministic checks or a specified rubric; and *Integrity*, meaning agents cannot obtain credit by reading hidden answers, modifying protected fixtures, or bypassing constraints.

3.3 Run Protocol and Evidence Collection

As shown in Figure 1, Harness-Bench uses a setup–execution–judge pipeline. In setup, the benchmark renders the task specification, constructs the runtime environment, and initializes a fresh sandbox. In execution, the configured agent attempts the task under the specified budget and workspace constraints. During this phase, Harness-Bench records model requests and responses, tool calls, workspace changes, and usage statistics, and reconstructs them into a unified trace. For multi-round tasks, Harness-Bench preserves session context across rounds while applying any task-defined state updates.

In the judge phase, the evaluator inspects the final workspace and execution evidence. Reference artifacts, hidden answers, and evaluator scripts are not exposed to the agent during execution. Conceptually, a run is

$$R = \text{Run}(M, H, E, T), \quad \text{TaskScore} = \text{Eval}(R; J),$$

where M is the model, H is the harness configuration, E is the sandboxed environment, T is the task, and J is the evaluator.

Each run produces four sources of evidence: the final workspace state, execution trace, usage statistics, and validator outputs. These support completion scoring, process diagnostics, cost analysis, permission checks, and failure analysis.

3.4 Scoring and Metrics

Harness-Bench scores each run using both the final outcome and the execution trace. Completion is measured with task-specific deterministic validators when possible and rubric-based judgment when necessary. The trace is evaluated with LLM-based process rubrics [Zheng et al., 2023] covering robustness, tool-use appropriateness, and consistency. Explicit security or permission violations are handled by a binary gate.

For task i , the overall score is

$$\text{TaskScore}_i = \text{Security}_i \cdot \text{Completion}_i \cdot \text{Process}_i,$$

where $\text{Security}_i \in \{0, 1\}$ and

$$\text{Process}_i = \frac{\text{Robustness}_i + \text{ToolUse}_i + \text{Consistency}_i}{3}.$$

All non-binary scores are normalized to $[0, 1]$.

Completion_i measures task-specific output quality. Security_i is set to 0 if the run violates explicit permission or security constraints, such as unauthorized access, secret exposure, or forbidden actions; otherwise it is set to 1.

The process score is computed from the reconstructed trace. Robustness_i measures whether the agent handles tool or environment failures. ToolUse_i measures whether tools are selected and applied appropriately. Consistency_i measures whether actions, observations, intermediate state, and final outputs remain consistent with the workspace state and user constraints.

The multiplicative score is intentionally conservative: high aggregate credit requires task completion, no explicit security violation, and reliable execution behavior. Because the aggregate depends partly on rubric-based process assessment, we also report completion, security, robustness, tool use, consistency, token usage, and turns separately. We interpret the aggregate score as a diagnostic benchmark measure rather than a standalone deployment guarantee.

Factor	Treatment in Harness-Bench
Task prompt and fixtures	Fixed for each task
Initial sandbox state	Fixed for each task
Budget, timeout, evaluator	Fixed for each task
Model backend	Varied in the factorial matrix
Harness configuration	Varied in the factorial matrix
Prompting and action format	Native to each harness
Tool interface and state policy	Native to each harness
Retry and recovery behavior	Native to each harness
Permissions and tools	Minimal required set enabled

Table 1: Controlled and varying factors in the main evaluation. Harness-Bench fixes external task conditions while preserving each harness’s native execution behavior.

Harness	Score(%)	Comp.(%)	Secur.(%)	Process			Efficiency	
				Tool(%)	Cons.(%)	Rob.(%)	Tok.(K)	Turns
OpenClaw	52.4	60.0	100.0	79.5	74.0	70.9	82.1	5.0
NanoBot	76.2	81.6	100.0	93.8	93.7	91.7	68.7	7.3
Hermes	71.2	80.4	100.0	88.5	88.4	85.5	139.7	22.6
ZeroClaw	61.4	69.9	100.0	84.1	83.2	79.0	133.2	8.6
NullClaw	64.4	75.9	100.0	85.3	81.4	78.3	175.1	12.1
Moltis	68.8	78.4	100.0	86.3	87.3	84.1	134.9	8.0
<i>Model-bound coding agents</i>								
Codex	80.4	86.5	100.0	92.4	93.9	91.6	86.1	5.0

Table 2: Main results aggregated by harness. Configurable harnesses are averaged over 106 tasks and 8 model backends. Codex is evaluated on the same task suite but reported separately as a model-bound coding agent. Higher is better for Score, Completion, Security, Tool Use, Consistency, and Robustness; lower is better for Tokens and Turns.

4 Experiments

We evaluate Harness-Bench as a diagnostic protocol for model–harness configurations. Rather than isolating individual harness mechanisms, we measure complete harness configurations under shared external task conditions and interpret the results as descriptive benchmark measurements under this protocol.

4.1 Setup

Harness-Bench contains 106 tasks. Our main evaluation uses 6 configurable harnesses and 8 API model backends, forming a full factorial matrix over tasks, models, and harnesses. The complete list of harnesses and model backends is provided in Appendix B. This matrix produces 5,088 execution trajectories. We additionally evaluate Codex as a model-bound coding agent under its default model configuration, adding 106 trajectories. We report Codex separately because it does not expose the same configurable model-backend interface as the other harnesses. Overall, our experiments analyze 5,194 trajectories.

Each trajectory corresponds to one complete task attempt under a fixed task, model backend, and harness configuration. For each harness, we start from its default configuration and enable only the permissions and tools required to complete the task suite. All runs use the same task-specific initial workspace, budget, timeout, and evaluator, while preserving each harness’s native prompting, tool interface, state management, and recovery behavior. All trajectories are evaluated using the outcome oracle and trajectory-level process rubric defined in Section 3.4. For LLM-based process assessment, we use claude-sonnet-4.6 as a fixed external judge across all trajectories. Table 1 summarizes the controlled and varying factors in our evaluation protocol.

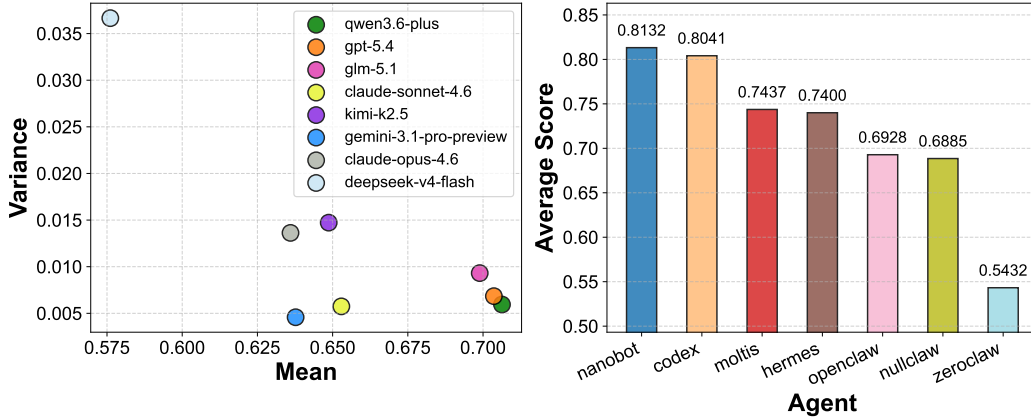


Figure 3: Harness dependence and Codex reference. Left: mean score and cross-harness variance for each model backend, where variance is computed over harness-level averages on the fixed task suite. Right: Codex compared with GPT-backed configurable harnesses. Codex is included as a practical reference point rather than a controlled harness ablation.

4.2 Main Results

Observed configuration-level variation. Table 2 reports aggregate results by harness. Among configurable harnesses, NanoBot obtains the highest aggregate score (76.2), while OpenClaw obtains the lowest score (52.4), giving a 23.8-point gap under the same task set and model-backend pool. Under the fixed Harness-Bench protocol, this gap indicates substantial configuration-level variation across model-harness pairings. Codex achieves a strong aggregate score (80.4) using GPT-5.4 as its underlying model, but we report it separately because it is a model-bound coding agent rather than a configurable harness evaluated across the same backend matrix. We therefore interpret both the configurable-harness results and Codex reference as evidence that agent performance should be reported at the model-harness configuration level, rather than attributed to the base model alone.

Process scores and efficiency. The aggregate score combines completion, security, and process signals. Higher-scoring harnesses tend to have stronger process profiles, including tool-use appropriateness, consistency, and robustness; we interpret these as diagnostic signals rather than causal explanations. Token and turn usage also vary across configurations: NanoBot obtains the highest configurable-harness score while using fewer tokens than Hermes, ZeroClaw, NullClaw, and Moltis, suggesting that longer trajectories alone do not determine performance under the Harness-Bench protocol.

4.3 Harness Dependence

We use *harness dependence* to describe how much a model backend’s performance varies across harness configurations under otherwise shared benchmark conditions. For each model backend, we compute its average score under each configurable harness across all tasks and report the variance of these harness-level averages. This variance reflects cross-harness variation over the fixed task suite, not repeated-run stochastic variance.

Figure 3 shows that stronger model backends tend to achieve higher mean scores while exhibiting lower cross-harness variance. This pattern suggests that stronger models may be more tolerant of differences in prompting, tool interfaces, state management, and recovery behavior. In contrast, weaker or less robust backends show larger variance across harnesses, suggesting that their performance is more sensitive to the surrounding execution substrate. We interpret this result as further support for reporting performance at the model-harness configuration level under the Harness-Bench protocol.

The same figure also compares Codex, which uses GPT-5.4 as its underlying model, with GPT-5.4-backed configurable harnesses. Codex performs competitively and outperforms most GPT-backed configurable harnesses, but remains slightly below NanoBot+GPT. Because Codex is a model-bound coding agent with a specialized execution stack, this comparison should be read as a practical

Failure mode	Rate	Typical manifestation
Contract / format	36.4%	Schema or output-contract violations, including malformed JSON, missing ledger rows, or incomplete manifests.
Tool / recovery	24.6%	Tool errors or blocked commands that are not followed by effective recovery or plan revision.
Evidence / grounding	14.6%	Incomplete source coverage, often accompanied by unsupported claims or missing verification in evidence-heavy tasks.
Artifact commitment	11.1%	Plausible reasoning without committing required outputs or workspace artifacts.
State / continuation	9.3%	Failure to preserve durable progress or resume reliably in interrupted or multi-round tasks.

Table 3: **Typical recurring failure symptoms in failed execution trajectories.** Rates report how often each representative symptom appears among failed trajectories. The table highlights typical patterns observed in the analyzed runs.

reference point rather than a controlled harness ablation. Appendix C further reports category-level harness dependence, showing that cross-harness variation is larger in workflow categories that require structured data analysis, tool sequencing, and workspace manipulation.

Interpretation. The experimental results show that Harness-Bench can expose meaningful differences across model-harness configurations under shared external task conditions. At the same time, these results should be interpreted with three caveats: the benchmark evaluates complete harness configurations; aggregate scores include LLM-assisted process assessment; and the results are descriptive measurements over a fixed task suite rather than statistical claims about all possible agent workflows. Within these limits, the experiments support the central motivation of Harness-Bench: agent capability is not fully characterized by the base model alone, but also by the execution layer that mediates observation, action, recovery, and artifact production.

5 Analysis

Aggregate scores indicate that harness choice can affect agent performance, but they do not explain where these differences arise. We therefore examine recurring failure patterns in execution trajectories. We interpret failures as symptoms of *execution drift*: points where model reasoning becomes weakly coupled to the files, tools, evidence, state, or output contracts through which success is ultimately judged.

Our analysis uses oracle outcomes, process notes, failure notes, and related structured fields to identify recurring symptoms. These categories are non-exclusive: a trajectory may exhibit a tool failure, a missing artifact, and a schema violation in the same run. The rates in Table 3 report how often each representative symptom appears among failed trajectories.

5.1 Observed Failure Symptoms

Table 3 summarizes representative recurring failure symptoms. We organize them by where the trajectory loses alignment with the conditions of success: the output contract, the tool interface, the evidence base, the committed artifact, or continuation state. This framing separates executable agent evaluation from final-answer-only evaluation. In many cases, the model produces locally plausible reasoning, but that reasoning is not rendered into the form the environment or oracle can verify.

Two patterns are especially salient. First, many failures occur at the boundary between semantic plausibility and machine-checkable output: the agent may appear to understand the task but still violate an output schema, omit a required ledger, or fail to produce a consumable artifact. Second, many failures occur after partial progress: the agent inspects relevant inputs or receives useful tool feedback, but the trajectory does not convert that progress into recovery, grounded claims, preserved state, or committed outputs.

5.2 Execution Alignment

These symptoms point to a common gap between model capability and agent performance. We use *execution alignment* to describe the degree to which a harness preserves correspondence among the agent’s reasoning, the observed workspace state, the actions taken through tools, and the conditions checked by the evaluator. In failed trajectories, this correspondence often breaks down: tool feedback is not incorporated into the next action, evidence is not tied to claims, partial progress is not preserved, or an intended result is not committed as a valid artifact.

This perspective helps explain why harness choice can affect performance even with the same underlying model. A harness implicitly defines the operational representation of the task: what counts as a pending obligation, what counts as observed evidence, what counts as a recoverable tool failure, and what counts as completed work. When these representations are weak or implicit, plausible reasoning can drift away from the conditions under which the task is judged. When execution state is legible, failures at the boundary between intention and completion can be detected before they become final oracle failures.

Harness-Bench therefore evaluates not only model reasoning, but also the system that carries reasoning into verified action. The relevant distinction is not simply the number of available tools or the permissiveness of the runtime. It is whether the harness preserves the correspondence between what the agent reasons about, what the workspace records, and what the evaluator ultimately checks.

6 Discussion

Harnesses as part of measured capability. Our results suggest that agent performance should be interpreted as a property of a model embedded in an execution system, not as a property of the base model alone. This is consistent with executable benchmarks such as SWE-bench [Jimenez et al., 2024] and Terminal-Bench [Merrill et al., 2026], where scores depend on environments, tool interfaces, tests, traces, and verifiers. In this setting, a score measures not only what the model can infer, but also what the harness enables it to observe, modify, recover from, and verify. The same traces and verifier signals also make harnesses important feedback interfaces for debugging, training, and improving agent systems.

Do stronger models make harnesses less important? Stronger models may reduce the need for prompt-level scaffolding and simple procedural guidance. However, they still require reliable execution substrates: permission boundaries, persistent state, interpretable traces, evidence records, and objective verification. Future agent benchmarks should therefore report both the model and the harness conditions under which a score is obtained.

Limitations. Test Harness-Bench focuses on controlled, sandboxed offline workflows, improving reproducibility at the cost of coverage of live services, user feedback, changing external state, and long-term production memory. It also evaluates complete harness configurations, so observed differences should be interpreted as configuration-level effects. Finally, some process-level scores rely on rubric-based or LLM-assisted assessment. We therefore interpret Harness-Bench scores as diagnostic measurements under a fixed benchmark protocol, not as guarantees of real-world deployment performance or safety.

7 Conclusion

We presented Harness-Bench, a diagnostic benchmark for studying configuration-level harness effects in realistic executable agent workflows. By fixing external task conditions while preserving each harness’s native execution behavior, Harness-Bench makes execution-layer variation observable under a shared protocol. Across 5,194 trajectories, we observe substantial differences across model–harness configurations, supporting the need to report agent capability at the configuration level rather than by the base model alone. We hope Harness-Bench helps diagnose and improve reliable, efficient, permission-aware, and auditable agent execution stacks.

References

- Anthropic. Introducing the model context protocol. <https://www.anthropic.com/news/model-context-protocol>, November 2024. MCP announcement and documentation.
- Karl Cobbe, Vineet Kosaraju, Mohammad Bavarian, et al. Training verifiers to solve math word problems, 2021. URL <https://arxiv.org/abs/2110.14168>.
- Dan Hendrycks, Collin Burns, Steven Basart, et al. Measuring massive multitask language understanding. In *International Conference on Learning Representations*, 2021. URL <https://openreview.net/forum?id=d7KBjmI3GmQ>.
- HKUDS. nanobot, 2026. URL <https://github.com/HKUDS/nanobot>.
- Carlos E Jimenez, John Yang, Alexander Wettig, et al. SWE-bench: Can language models resolve real-world github issues? In *The Twelfth International Conference on Learning Representations*, 2024. URL <https://openreview.net/forum?id=VTF8yNQM66>.
- Sayash Kapoor, Benedikt Stroebel, Peter Kirgis, et al. Holistic agent leaderboard: The missing infrastructure for ai agent evaluation, 2025. URL <https://arxiv.org/abs/2510.11977>.
- Percy Liang, Rishi Bommasani, Tony Lee, et al. Holistic evaluation of language models. *Transactions on Machine Learning Research*, 2023. ISSN 2835-8856. URL <https://openreview.net/forum?id=i04LZibEqW>. Featured Certification, Expert Certification, Outstanding Certification.
- Xiao Liu, Hao Yu, Hanchen Zhang, et al. Agentbench: Evaluating LLMs as agents. In *The Twelfth International Conference on Learning Representations*, 2024. URL <https://openreview.net/forum?id=zAdUB0aCTQ>.
- Fanqing Meng, Lingxiao Du, Zijian Wu, et al. Clawmark: A living-world benchmark for multi-turn, multi-day, multimodal coworker agents, 2026. URL <https://arxiv.org/abs/2604.23781>.
- Mike A. Merrill, Alexander G. Shaw, Nicholas Carlini, et al. Terminal-bench: Benchmarking agents on hard, realistic tasks in command line interfaces, 2026. URL <https://arxiv.org/abs/2601.11868>.
- Grégoire Mialon, Clémentine Fourier, Thomas Wolf, et al. GAIA: a benchmark for general AI assistants. In *The Twelfth International Conference on Learning Representations*, 2024. URL <https://openreview.net/forum?id=fibxvahvs3>.
- Moltis. Moltis, 2026. URL <https://github.com/moltis-org/moltis>.
- Nous Research. Hermes Agent, 2026. URL <https://github.com/NousResearch/hermes-agent>.
- NullClaw. NullClaw, 2026. URL <https://github.com/nullclaw/nullclaw>.
- OpenClaw. OpenClaw, 2026. URL <https://github.com/openclaw/openclaw>.
- Timo Schick, Jane Dwivedi-Yu, Roberto Dessi, et al. Toolformer: Language models can teach themselves to use tools. In A. Oh, T. Naumann, A. Globerson, K. Saenko, M. Hardt, and S. Levine, editors, *Advances in Neural Information Processing Systems*, volume 36, pages 68539–68551. Curran Associates, Inc., 2023. URL https://proceedings.neurips.cc/paper_files/paper/2023/file/d842425e4bf79ba039352da0f658a906-Paper-Conference.pdf.
- Aarohi Srivastava, Abhinav Rastogi, Abhishek Rao, et al. Beyond the imitation game: Quantifying and extrapolating the capabilities of language models. *Transactions on Machine Learning Research*, 2023. ISSN 2835-8856. URL <https://openreview.net/forum?id=uyTL5Bvosj>. Featured Certification.
- Qingyun Wu, Gagan Bansal, Jieyu Zhang, et al. Autogen: Enabling next-gen LLM applications via multi-agent conversations. In *First Conference on Language Modeling*, 2024. URL <https://openreview.net/forum?id=BAakY1hNKS>.

- Tianbao Xie, Danyang Zhang, Jixuan Chen, et al. OSWorld: Benchmarking multimodal agents for open-ended tasks in real computer environments. In *The Thirty-eight Conference on Neural Information Processing Systems Datasets and Benchmarks Track*, 2024. URL <https://openreview.net/forum?id=tN61DTr4Ed>.
- John Yang, Carlos Jimenez, Alexander Wettig, et al. Swe-agent: Agent-computer interfaces enable automated software engineering. In A. Globerson, L. Mackey, D. Belgrave, A. Fan, U. Paquet, J. Tomczak, and C. Zhang, editors, *Advances in Neural Information Processing Systems*, volume 37, pages 50528–50652. Curran Associates, Inc., 2024. doi: 10.52202/079017-1601. URL https://proceedings.neurips.cc/paper_files/paper/2024/file/5a7c947568c1b1328ccc5230172e1e7c-Paper-Conference.pdf.
- Shunyu Yao, Jeffrey Zhao, Dian Yu, et al. React: Synergizing reasoning and acting in language models. In *NeurIPS 2022 Foundation Models for Decision Making Workshop*, 2022. URL <https://openreview.net/forum?id=tvI4u1ylcqs>.
- Bowen Ye, Rang Li, Qibin Yang, et al. Claw-eval: Towards trustworthy evaluation of autonomous agents, 2026. URL <https://arxiv.org/abs/2604.06132>.
- ZeroClaw Labs. ZeroClaw, 2026. URL <https://github.com/zeroclaw-labs/zeroclaw>.
- Yuxuan Zhang, Yubo Wang, Yipeng Zhu, et al. Clawbench: Can ai agents complete everyday online tasks?, 2026. URL <https://arxiv.org/abs/2604.08523>.
- Lianmin Zheng, Wei-Lin Chiang, Ying Sheng, et al. Judging llm-as-a-judge with mt-bench and chatbot arena. In A. Oh, T. Naumann, A. Globerson, K. Saenko, M. Hardt, and S. Levine, editors, *Advances in Neural Information Processing Systems*, volume 36, pages 46595–46623. Curran Associates, Inc., 2023. URL https://proceedings.neurips.cc/paper_files/paper/2023/file/91f18a1287b398d378ef22505bf41832-Paper-Datasets_and_Benchmarks.pdf.
- Shuyan Zhou, Frank F. Xu, Hao Zhu, et al. Webarena: A realistic web environment for building autonomous agents. In *The Twelfth International Conference on Learning Representations*, 2024. URL <https://openreview.net/forum?id=oKn9c6ytLx>.

A Declaration of LLM Usage

We used large language models to polish the manuscript, correct grammar errors, and assist with data analysis and statistical summarization. All scientific content, reported results, statistical summaries, and conclusions were reviewed and verified by the authors.

B Evaluated Harnesses and Model Backends

This appendix lists the configurable harnesses and model backends used in the main evaluation. The main factorial evaluation uses 6 configurable harnesses and 8 API model backends, yielding 5,088 trajectories over 106 tasks. We additionally evaluate Codex as a model-bound coding agent under its default model configuration and report it separately.

B.1 Configurable Harnesses

Table 4 lists the configurable harnesses evaluated in the main factorial setting: OpenClaw [OpenClaw, 2026], ZeroClaw [ZeroClaw Labs, 2026], Hermes [Nous Research, 2026], Moltis [Moltis, 2026], NullClaw [NullClaw, 2026], and NanoBot [HKUDS, 2026]. Each harness is evaluated using its native execution behavior while following the same task environment, budget, and evaluation protocol. The categories in the table summarize each harness’s design emphasis and execution-layer focus rather than benchmark performance.

Harness	Design category	Primary focus	Execution-layer emphasis
OpenClaw	Long-running runtime	Multi-channel assistant runtime	Plugins, gateway, broad ecosystem
ZeroClaw	Long-running runtime	Self-hosted system-control runtime	Provider routing, feature gating, single-binary deployment
Hermes	Long-running runtime	Research-oriented memory/skills agent	Memory, skills, plugins, ACP-style execution
Moltis	Secure local runtime	Persistent self-hosted agent server	Sandboxing, vault/passkey, hooks, local security
NullClaw	Lightweight runtime	Low-footprint self-hosted execution	Minimal runtime, sandboxing, resource efficiency
NanoBot	Lightweight agent runtime	Ultra-lightweight personal AI agent	Small core loop, memory, MCP, lightweight deployment

Table 4: Qualitative positioning of evaluated harnesses.

B.2 Model Backends

Table 5 lists the API model backends used in the main factorial evaluation. The selected backends cover both open-weight and closed-source frontier model families, providing a diverse set of capability levels and provider ecosystems for testing harness effects. Each model backend is evaluated with each configurable harness under the same task suite, budget, sandboxed environment, and evaluation protocol.

Model backend	Provider family
anthropic/claude-opus-4.6	Anthropic Claude
anthropic/claude-sonnet-4.6	Anthropic Claude
google/gemini-3.1-pro-preview	Google Gemini
qwen/qwen3.6-plus	Qwen
z-ai/glm-5.1	GLM
moonshot/kimi-k2.5	Moonshot Kimi
openai/gpt-5.4	OpenAI GPT
deepseek/deepseek-v4-flash	DeepSeek

Table 5: API model backends included in the main factorial evaluation.

B.3 Model-bound Coding Agent

In addition to the configurable harnesses, we evaluate Codex as a model-bound coding agent. Codex represents a specialized coding-agent stack with its own model configuration and execution interface, rather than a harness that can be paired with arbitrary model backends. We therefore report Codex separately from the main harness–model factorial matrix and use it as a practical reference point for specialized coding-agent systems.

System	Role	Evaluation protocol
Codex	Specialized coding-agent stack	Evaluated under its default model configuration on all 106 tasks and reported separately from the configurable harness–model matrix.

Table 6: Model-bound coding agent evaluated as a practical reference point.

C Category-Level Harness Dependence

We additionally examine harness dependence at the workflow-category level. For each category, we compute the average score of each configurable harness on tasks in that category and report the variance across harnesses. This analysis is descriptive: category sizes differ, and the variance is computed over harness-level averages rather than repeated stochastic runs.

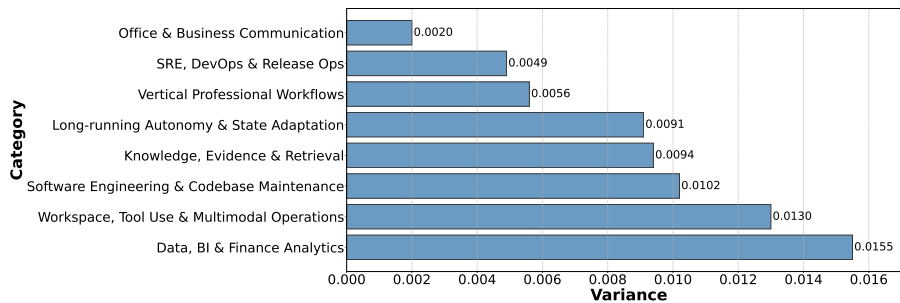


Figure 4: Category-level harness dependence. Variance is computed across configurable-harness average scores within each workflow category. Higher values indicate categories where benchmark performance varies more across harness configurations under the fixed Harness-Bench protocol.

Figure 4 shows that harness dependence is not uniform across workflow types. The largest cross-harness variance appears in Data, BI & Finance Analytics, Workspace/Tool Use, and Software Engineering tasks, where success often depends on structured data manipulation, tool sequencing, workspace edits, and intermediate-state tracking. By contrast, Office & Business Communication exhibits the lowest variance, suggesting that more language-centric tasks are less sensitive to harness

configuration under the fixed Harness-Bench protocol. These results indicate that harness effects are most visible when task success depends on maintaining alignment between reasoning, tools, state, and verifiable artifacts, rather than on language generation alone.

D Representative Harness-Bench Task Cards

This appendix provides representative task cards from Harness-Bench. Each card summarizes the workspace setup, agent objective, expected artifacts, constraints, and oracle-grading signal for one task family.

D.1 Document and Spreadsheet Workflow

Table 7: Task card for a document-and-spreadsheet business workflow.

Field	Description
Task ID	010-office-docs
Title	Read CSV and PDF Inputs Then Produce JSON and DOCX Outputs
Category	Office and Business Communication
Tags	office, csv, pdf, docx
Timeout	600 seconds
Input workspace	The task provides <code>sales.csv</code> , <code>policy.pdf</code> , and <code>template.docx</code> at the workspace root.
Agent objective	The agent must read the policy document, apply POLICY-2024-Q3 to the sales table, exclude returned rows, aggregate revenue by region, and produce both a machine-readable summary and a formal Word memo.
Expected outputs	<code>\$/WORKSPACE/out/summary.json</code> and <code>\$/WORKSPACE/out/report.docx</code> .
Constraints	The JSON output must contain the policy id, excluded status, regional totals, and grand total. The Word report must cite the policy id and state the same numeric totals as the JSON file.
Oracle grading	The oracle checks policy adherence, numeric aggregation, JSON structure, and consistency between the structured summary and the generated report.

D.2 Iterative Code Repair

Table 8: Task card for a multi-round code repair workflow.

Field	Description
Task ID	011-code-debug
Title	Iterative Code Repair and Verification
Category	Software Engineering and Codebase Maintenance
Tags	code-debugging, iterative-repair, multi-layer, error-recovery
Timeout	600 seconds
Input workspace	The task provides a buggy Python program at <code>\$/WORKSPACE/in/buggy_code.py</code> .
Agent objective	The agent must inspect the currently visible failure, minimally edit the buggy program in place, run <code>python \$/WORKSPACE/in/buggy_code.py</code> to verify the fix, and stop after the current layer is repaired. Later bug layers are revealed only after earlier layers pass validation.

Continued on next page

Field	Description
Expected outputs	After all layers are completed, the workspace should contain <code>\$WORKSPACE/out/buggy_code_fixed.py</code> and <code>\$WORKSPACE/out/fix_log.md</code> .
Constraints	The agent should make minimal changes, preserve the intended behavior, avoid preemptive fixes for hidden layers, and add a <code># FIX: ...</code> comment describing each repair.
Oracle grading	The oracle combines verified layers fixed, round efficiency, and fix quality based on completion, comments, and the final repair log.

D.3 Database Migration Safety

Table 9: Task card for a database migration safety workflow.

Field	Description
Task ID	043-db-migration-safety
Title	SQLite Migration Safety Repair
Category	Software Engineering and Codebase Maintenance
Tags	software-engineering, database, migration, sqlite, deterministic
Timeout	1200 seconds
Input workspace	The task provides a SQLite schema, an unsafe migration draft, and a migration policy under <code>\$WORKSPACE/in/db/</code> .
Agent objective	The agent must repair <code>migration.sql</code> so that it preserves users and dependent orders, adds a non-null <code>status</code> column, enforces email constraints, cleans dirty email rows deterministically, and remains idempotent.
Expected outputs	The agent edits <code>migration.sql</code> and creates <code>preflight_report.md</code> , <code>rollback.sql</code> , <code>postcheck.sql</code> , and <code>migration_report.md</code> .
Constraints	The schema and policy files must not be edited. The migration must run offline in SQLite, inside an explicit transaction, and a second run must not corrupt or duplicate data.
Oracle grading	The oracle verifies data preservation, deterministic dirty-data cleanup, dependent-order integrity, idempotency, rollback behavior, postcheck coverage, and report completeness.

D.4 Customer Support Routing

Table 10: Task card for a policy-grounded customer-support workflow.

Field	Description
Task ID	071-ecommerce-support-routing
Title	Ecommerce Support Ticket Routing and Reply Templates
Category	Vertical Professional Workflows
Tags	customer-support, ecommerce, routing, professional-workflow
Timeout	3600 seconds
Input workspace	The task provides support tickets, order history, and policy rules in <code>\$WORKSPACE/in/</code> .
Agent objective	The agent must route each ticket to an action, cite the governing policy clause, assign priority, draft customer-facing reply templates, and prepare escalation notes for human-review cases.

Continued on next page

Field	Description
Expected outputs	<code>\$WORKSPACE/out/routing_decisions.json</code> , <code>\$WORKSPACE/out/reply_templates.md</code> , and <code>\$WORKSPACE/out/escalation_notes.csv</code> .
Constraints	The agent must conservatively escalate fraud holds, carrier contradictions, and delivered-status disputes; VIP status can increase priority but cannot bypass evidence requirements or fraud holds.
Oracle grading	The oracle checks one decision per ticket, valid actions and priorities, policy-clause citations, escalation-team mapping, reply-template coverage, and consistency across all output files.

D.5 Research Claim Evidence Audit

Table 11: Task card for an offline evidence-auditing workflow.

Field	Description
Task ID	097-research-claims-batch-evidence-audit
Title	Batch Research Claims Evidence Audit
Category	Knowledge, Evidence, and Retrieval
Tags	research, claims, evidence-matrix, citation, reproducibility
Timeout	600 seconds
Input workspace	The task provides <code>claims.csv</code> and offline source materials under <code>\$WORKSPACE/in/</code> .
Agent objective	The agent must audit every research claim using only the offline sources, classify each claim as supported, contradicted, overstated, unsupported, or not reproducible, and provide evidence locations and rationales.
Expected outputs	<code>\$WORKSPACE/out/claim_audit.csv</code> and <code>\$WORKSPACE/out/evidence_matrix.json</code> .
Constraints	The agent must not use internet search, fabricate rerun logs, or claim successful reproduction unless the shipped materials support it. Numeric claims must identify the exact source row, metric, cohort, field, or section used.
Oracle grading	The oracle checks row coverage, status labels, source grounding, evidence-location specificity, reproducibility notes, and consistency between the CSV audit and JSON evidence matrix.