

Towards Faithful Agentic XAI: A Verification Method and an Open-World Benchmark for Better Model Faithfulness

Jaechang Kim¹, Sunung Mun¹, Seungjoon Lee², Jaewoong Cho³, Jungseul Ok^{1,2}

¹Graduate School of AI, POSTECH

²Department of Computer Science and Engineering, POSTECH

³Krafton

Abstract

Explainable AI (XAI) helps users interpret model behavior and identify potential faults. Agentic XAI systems use Large Language Models (LLMs) to make explanations more accessible through natural-language interaction, but they can also produce plausible yet unfaithful explanations. This risk arises because unreliable XAI outputs for complex models can be amplified by LLMs and mislead users. We propose Faithful Agentic XAI (FAX), a framework that improves explanation faithfulness through explicit verification. FAX decomposes draft explanations into claims and cross-checks them against inherently faithful tools, filtering unsupported or contradictory claims before final generation. We also introduce CRAFTER-XAI-Bench, an open-world reinforcement learning benchmark with complex policies, diverse goals, and challenging scenarios for assessing model-specific faithfulness. On CRAFTER-XAI-Bench, FAX improves simulation faithfulness from 0.20 for the strongest baseline to 0.46 while maintaining high informativeness, relevance, and fluency. On three tabular benchmarks, FAX performs competitively with prior Agentic XAI baselines, but our analysis shows that these settings can conflate task accuracy with model-specific faithfulness. These findings show that explicit verification is essential for faithful Agentic XAI and that that faithfulness benchmarks must be designed to test explanations against the behavior of the target model itself.

1 Introduction

Explainable AI (XAI) helps users interpret model behavior, diagnose potential faults, and decide when model outputs should be trusted. Different XAI methods provide different information about model decisions, as shown in Figure 1. However, selecting an appropriate method and interpreting its output often requires expert-level knowledge of machine learning and XAI, creating a significant

		XAI Method Category			
		Feature Importance	Counter-factual	Feature Influence	Surrogate Model
User Question Type	Why	✓	✓	✗	✓
	Why not	✗	✓	✗	✗
	What if	✗	✗	✓	✓
	How to be that	✗	✓	✓	✗

Figure 1: Different XAI methods provide different information. User question types are adopted from XAIQuestionBank (Liao et al., 2020).

barrier for non-expert users. To lower this barrier, Agentic XAI systems use a Large Language Model (LLM) to select suitable XAI methods and translate their outputs into natural-language explanations (Slack et al., 2023; He et al., 2025).

This accessibility benefit introduces a critical risk: a fluent explanation is not necessarily a faithful one. Existing Agentic XAI systems often assume that the selected XAI tools provide reliable evidence that can be safely verbalized. While this assumption may be less visible in simple tabular settings, it breaks down for complex models and dynamic environments, where the unfaithfulness of XAI methods is a known issue (Adebayo et al., 2018). An LLM agent that naively trusts and rephrases unreliable tool outputs can turn noisy or spurious evidence into a coherent, plausible, and fundamentally incorrect explanation. The central danger is therefore not merely that an agent may use imperfect tools, but that it can make unsupported claims sound authoritative to the user.

In this work, we address this gap by proposing Faithful Agentic XAI (FAX), a verification-centric framework for improving explanation faithfulness. Rather than directly returning an explanation drafted from tool outputs, FAX decomposes the draft into testable claims, analyzes the evidence supporting each claim, and cross-checks uncertain claims against inherently faithful tools. These tools are faithful by construction because their evidence is computed through direct queries to the target model’s behavior under a given input, intervention, or counterfactual condition. The verification re-

sult then controls final generation: corroborated claims can be retained, refuted claims are removed or rewritten, and inconclusive claims are not presented as verified facts. Figure 2 illustrates this motivation and our approach.

Evaluating faithful Agentic XAI also requires benchmarks that separate model-specific faithfulness from generic task knowledge. Standard tabular benchmarks remain useful for comparison with prior conversational XAI systems, but they can obscure the distinction between explaining the target model and predicting the task label. Because these datasets are familiar binary classification tasks, an LLM may achieve a high simulation score by relying on dataset-level priors or task accuracy rather than on a faithful explanation of the learned model. We therefore introduce CRAFT-ER-XAI-Bench, a scalable benchmark built on an open-world reinforcement learning (RL) environment. The benchmark contains complex policies with diverse goals and challenging scenarios where generic environment knowledge is insufficient; a faithful explanation must capture the behavior of the specific target policy. CRAFT-ER-XAI-Bench evaluates explanations using simulation-based model faithfulness together with usability-oriented metrics for informativeness, query relevance, and fluency.

To summarize our main contributions:

- We propose FAX, a verification-centric agentic XAI framework that decomposes draft explanations into claims and checks them against inherently faithful tools before final generation.
- We introduce CRAFT-ER-XAI-Bench, an open-world RL benchmark for evaluating model-specific explanation faithfulness under diverse goals and challenging user queries.
- We evaluate FAX on CRAFT-ER-XAI-Bench and three tabular benchmarks following Talk-To-Model, showing that FAX improves faithfulness in the primary open-world setting while revealing that familiar tabular evaluations can conflate model faithfulness with task accuracy.

2 Related Work

XAI tools and agentic workflows Post-hoc XAI methods provide complementary but imperfect evidence, including attributions and saliency (Simonyan et al., 2014), surrogate rules (Ribeiro et al., 2018, 2016), examples or counterfactuals (Chen et al., 2019; Wachter et al., 2018), and concepts (Kim et al., 2018; Yuksekgonul et al., 2023). For agentic XAI, the key distinction is whether a tool directly queries the target model under a specified input, intervention, or counterfactual condition, or instead provides an approximate proxy

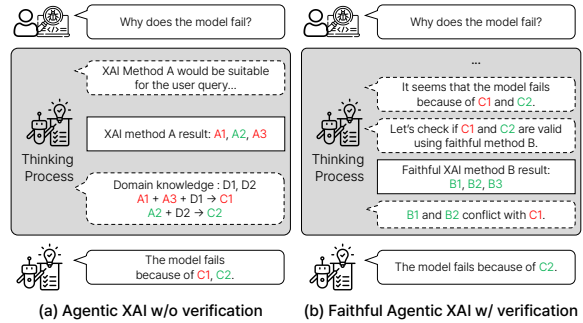


Figure 2: (a) Agentic XAI uses XAI methods suited to a user query and generates a natural-language response. (b) FAX verifies response claims with inherently faithful XAI methods.

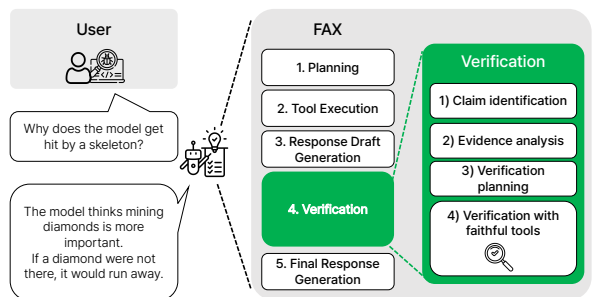


Figure 3: FAX augments an agentic XAI workflow with an explicit verification step that detects and removes unfaithful claims before final generation.

that may fail sanity checks (Adebayo et al., 2018). Dashboards and conversational XAI systems lower the expertise barrier by aggregating tools or mapping user questions to XAI operations (Dijk et al., 2023; Yang et al., 2022; Arya et al., 2019; Zytek et al., 2024; Castelnovo et al., 2024; Zhang et al., 2025b; Slack et al., 2023; He et al., 2025). However, existing agentic systems largely verbalize selected tool outputs as reliable evidence. FAX addresses this gap by treating draft explanation claims as hypotheses and verifying them with inherently faithful tools before final generation.

Faithfulness evaluation Faithfulness is commonly evaluated through *simulatability*: whether an explanation helps an observer reproduce or predict the target model’s behavior (Jacovi and Goldberg, 2020; Lyu et al., 2024). Prior work uses student models (Li et al., 2020) or human simulators (Chen et al., 2018; Nguyen, 2018; Hase and Bansal, 2020). We follow the same principle with an LLM simulator, but judge its predictions against actual target-model outputs on unseen states.

A longer discussion of XAI families, agentic workflows, and scalable explanation evaluation is provided in Appendix A.

3 Method: Faithful Agentic XAI

We propose **Faithful Agentic XAI (FAX)**, a verifiable agentic workflow for translating user queries about complex models into faithful natural-language explanations. FAX retains the usual agentic pipeline of planning, tool use, and drafting, but adds a verification module that audits draft claims before final generation. The central contribution is making potentially noisy XAI outputs and language-model priors testable.

3.1 Agentic XAI framework

Our methodology builds on Agentic XAI, where an LLM controller orchestrates XAI tools (Slack et al., 2023; He et al., 2025). Given a user query q , model policy π , and state s_t , the agent generates an explanation E for the model decision $a_t = \pi(s_t)$. Figure 3 illustrates the overall FAX workflow. Unlike a standard agentic pipeline, FAX turns the draft into claims, checks them with faithful tools, and uses the verification result to control final generation.

Overall workflow FAX has five stages. *Planning* identifies the needed information; *Tool Execution* calls selected XAI tools and converts outputs to text; *Response Drafting* produces an initial explanation E_{draft} ; *Verification using Faithful Tools* labels draft claims as supported, contradicted, or unresolved; and *Final Response Generation* produces E_{final} from the draft and verification report.

Why the draft must be verified The draft E_{draft} is useful as a concrete explanation candidate, but it can inherit noisy correlations from post-hoc tools such as SHAP or introduce plausible but incorrect causal links from the LLM. FAX therefore treats the claims in E_{draft} as hypotheses to check, rather than explanations to deliver directly.

3.2 Faithful verification mechanism

The verification mechanism takes E_{draft} as input and returns a structured audit report for final generation. Unlike generic self-reflection, the mechanism does not ask the LLM to judge whether its own explanation sounds plausible. It forces the agent to identify concrete claims, inspect where their support came from, and test uncertain claims with tools whose outputs are directly tied to the target model. The mechanism has four steps: claim identification, supporting evidence analysis, verification planning, and faithful-tool verification.

Step 1: Claim identification The agent parses E_{draft} into testable atomic claims $\mathcal{C} = \{c_1, c_2, \dots, c_n\}$ about the model’s behavior. Each claim should be specific enough to be checked against evidence, such as a statement that a state

feature, resource, or event affects the model action. For example, a Crafter draft may claim: “*The agent chose to make a stone pickaxe because it prioritized gathering iron.*” This decomposition exposes reasoning errors that can be hidden in fluent text.

Step 2: Supporting evidence analysis For each claim c_i , the agent records the evidence used to support it and separates evidence sources by reliability. A claim may already be grounded by faithful-tool evidence, may be suggested only by noisy post-hoc tools (\mathcal{T}_{noisy}), or may come from the LLM’s prior knowledge while verbalizing tool outputs. The agent also checks context consistency, such as whether a claimed missing resource is actually present in the observed state. Claims that depend on noisy evidence, LLM priors, or inconsistent context are marked as requiring verification.

Step 3: Verification planning We use a claim-testing strategy inspired by falsification (Popper, 1959). For each claim requiring verification, the agent asks what faithful observation would make the claim unsafe to use, then designs calls to inherently faithful tools ($\mathcal{T}_{faithful}$), such as State Editing and Counterfactuals. When a direct refutation test is feasible, the plan specifies an intervention or counterfactual condition expected to change the model behavior if the claim is correct. When direct refutation is infeasible, the plan instead gathers additional faithful evidence and leaves the claim uncertain unless that evidence is strong enough.

Inherently faithful tools A tool is inherently faithful when it produces explanation evidence whose core claim can be judged true or false by directly executing the target model π , and the explanation generation process uses that model-executed result without replacing it with a surrogate inference. State Editing constructs an edited state s'_t and returns the model decision $\pi(s'_t)$; counterfactual tools accept candidate edits according to whether the target model’s decision changes as specified. Thus, valid outputs from these tools are faithful to the queried model decision by construction, although they may be less informative than richer post-hoc explanations and may fail under invalid parameters. Appendix B provides a detailed definition and explanations of inherently faithful tools.

For the stone-pickaxe claim above, the agent may search for counterfactual changes that alter the action or call `edit_state` to remove iron-related features and observe $\pi(s'_t)$. The important point is that the test is tied to the target model’s behavior, not to whether the explanation sounds reasonable.

Step 4: Verification with faithful tools The agent executes the planned calls and observes $\pi(s'_t)$. Each tested claim is assigned one of three statuses.







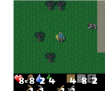

Query Category	Why	What If	Counterfactual	Plan
Model	 Diamond Seeker	 Pacifist	 Diamond Seeker	 Item Hoarder
State				
User Query	Why does the model craft a pickaxe instead of a sword?	Would the model change its plan if the model knew where a diamond is?	When will the model sleep?	What is the model's future plan?
Key Information	Feature importance, domain knowledge, ...	State editing, ...	Counterfactual, ...	Episode summary, feature importance, ...

Figure 4: Evaluation scenarios are grouped into four categories. Each category represents a different kind of query, and different information is useful for answering each query type.

Refuted means faithful evidence contradicts the claim; for example, removing the allegedly critical feature leaves the action unchanged. Corroborated means the faithful-tool result is consistent with the claim, such as an intervention changing behavior in the predicted direction. Inconclusive means the test is invalid, fails, or remains ambiguous, so the claim should not be presented as verified fact.

Using verification results The verification report records each claim, its original supporting evidence, the faithful-tool test, and the resulting status. Final response generation uses this report as a control signal: corroborated claims can be retained and grounded, refuted claims are removed or rewritten, and inconclusive claims are omitted or expressed with uncertainty. When noisy post-hoc evidence conflicts with faithful-tool evidence, the final response prioritizes the faithful-tool result. Thus, verification directly determines which draft claims survive into the user-facing explanation.

4 CRAFTER-XAI-Bench

We introduce CRAFTER-XAI-Bench to evaluate agentic XAI across diverse, scalable scenarios without relying primarily on human evaluation.

4.1 Setting

Environment We use Crafter (Hafner, 2021), an open-world RL environment that requires long-term planning over high-dimensional states. This setting supports policies with distinct behaviors and challenges XAI because actions can depend on long-horizon context.

XAI tools We use four representative tools: SHAP (Lundberg and Lee, 2017) for feature attribution, MACE (Karimi et al., 2020) for coun-

terfactuals, HIGHLIGHTS (Amir and Amir, 2018) for episode saliency, and State Editing for interventions. MACE and State Editing are treated as inherently faithful in our setting because their outputs are validated by direct target-model decisions, while SHAP and HIGHLIGHTS provide useful but potentially noisy post-hoc evidence.

Models We train three policies with different reward shaping: *Diamond Seeker* emphasizes diamond-related achievements, *Item Hoarder* rewards larger inventories, and *Pacifist* penalizes attacking monsters. High-quality explanations should reveal these policy-specific preferences rather than generic Crafter knowledge.

4.2 Evaluation scenarios

We evaluate four query categories: why, what-if, counterfactual, and plan. Each scenario consists of a model, a state, and a user query, with 10 scenarios per category. Figure 4 shows examples, and the full scenario list is in Appendix D.

4.3 Evaluation metrics

We evaluate explanations with simulational model faithfulness and LLM-based usability metrics.

Simulational model faithfulness Simulation accuracy measures whether an explanation lets an evaluator predict the target model’s behavior on unseen states. The evaluator LLM derives response-related states from explanation claims, predicts the model decision, and we compare this prediction with the target model’s actual output. Thus, faithfulness is grounded in model execution rather than a subjective preference score. Because the metric still uses an LLM evaluator, Appendix F reports a cross-model robustness check, and Appendix E gives the full procedure.

Table 1: Five XAI methods are evaluated on CRAFT-ER-XAI-Bench. FAX improves faithfulness while preserving informativeness, query relevance, and fluency compared to all baselines. The best method in each metric is denoted with **boldface**.

Method	Use structured workflow?	Use verification stage?	Query Category	Faithfulness	Informativeness	Query Relevance	Fluency
Explainer Dashboard	N/A	N/A	Counterfactual	0.14	0.27	0.31	0.26
			What if	0.19	0.25	0.36	0.26
			Plan	0.14	0.34	0.48	0.26
			Why	0.31	0.32	0.45	0.26
			Average	0.20	0.29	0.40	0.26
Naive LLM	×	×	Counterfactual	0.11	0.77	0.95	0.99
			What if	0.17	0.91	0.98	0.99
			Plan	0.17	0.82	0.99	0.99
			Why	0.13	0.91	1.00	0.99
			Average	0.14	0.85	0.98	0.99
Unstructured Agentic XAI	×	△	Counterfactual	0.12	0.91	0.98	0.99
			What if	0.34	0.90	0.99	0.98
			Plan	0.17	0.86	0.97	0.99
			Why	0.08	0.90	1.00	0.99
			Average	0.18	0.89	0.98	0.99
Structured Agentic XAI w/o verification	○	×	Counterfactual	0.11	0.92	0.99	0.99
			What if	0.28	0.90	1.00	0.98
			Plan	0.15	0.86	0.99	0.99
			Why	0.13	0.91	1.00	0.99
			Average	0.17	0.90	0.99	0.99
FAX (proposed)	○	○	Counterfactual	0.35	0.93	0.94	0.95
			What if	0.48	0.89	0.99	0.97
			Plan	0.48	0.86	0.99	0.98
			Why	0.54	0.92	0.99	0.98
			Average	0.46	0.90	0.98	0.97

LLM-based usability metrics We score informativeness, query relevance, and fluency as usability-oriented metrics. Informativeness measures decision-relevant content, query relevance measures whether the response answers the user query, and fluency measures organization and grammaticality. We adapt the G-Eval-style scalar interpretation protocol (Liu et al., 2023) with task-specific rubrics; prompts are in Appendix H.

5 Experiments

5.1 Experimental setting

Evaluation settings We evaluate FAX in two complementary settings. The primary setting is CRAFT-ER-XAI-Bench, which tests model-specific faithfulness in an open-world RL environment where generic domain priors are insufficient for answering the user queries. The second setting follows the tabular benchmarks used by TalkToModel (Slack et al., 2023), covering Pima Indians Diabetes and German Credit from the UCI Machine Learning Repository (Dua and Graff, 2017) and the COMPAS recidivism dataset from ProPublica’s Machine Bias investigation (Angwin et al., 2016). This tabular setting connects our evaluation to prior conversational XAI work and tests whether FAX remains useful when the agent must reason over noisy post-hoc explanation evidence.

Baselines We compare FAX against the following baselines.

- ExplainerDashboard (Dijk et al., 2023): A non-agentic approach where results from multiple XAI tools are collected and presented directly. In CRAFT-ER-XAI-Bench, it uses the same XAI tools except State Editing, which requires a concrete edit instruction and is therefore unavailable to a non-interactive baseline.
- TalkToModel (Slack et al., 2023): A conversational XAI baseline that maps user queries to tool calls through a parser and returns explanations from the selected tool outputs. Because its operation grammar is defined for tabular models, we use TalkToModel as the reference baseline in the tabular setting.
- Naive LLM: A baseline that generates explanations without access to XAI tools, relying on the backbone LLM and the domain knowledge provided in the system prompt. This tests whether apparent faithfulness can come from generic task knowledge rather than model-grounded evidence.
- Unstructured Agentic XAI: An agent that can use XAI tools freely without a predefined workflow. It can call tools multiple times, but it is not explicitly required to verify claims. This

Table 2: Evaluation on the tabular benchmarks used by TalkToModel, under the original model and a feature-ablated model variant in which the top prior-aligned feature is removed before retraining. This setting tests FAX in the benchmark family used by prior conversational XAI systems, while the ablated-model columns diagnose prior sensitivity in tabular faithfulness evaluation. All metrics are rescaled to 0-1. Note that the expected faithfulness of a random explanation is 0.5 because it is binary classification.

Method	Dataset	Original Model				Feature-Ablated Model			
		Faithful.	Informat.	Query Rel.	Fluency	Faithful.	Informat.	Query Rel.	Fluency
Explainer Dashboard	diabetes	0.55	0.51	0.51	0.42	0.58	0.44	0.50	0.58
	compas	0.54	0.49	0.51	0.42	0.64	0.47	0.52	0.43
	german	0.70	0.38	0.47	0.52	0.80	0.39	0.42	0.60
	average	0.60	0.46	0.49	0.45	0.67	0.43	0.48	0.54
TalkToModel	diabetes	0.66	0.26	0.41	0.45	0.67	0.22	0.30	0.47
	compas	0.67	0.25	0.34	0.45	0.68	0.24	0.32	0.44
	german	0.62	0.26	0.28	0.38	0.60	0.19	0.21	0.43
	average	0.65	0.26	0.34	0.43	0.65	0.21	0.28	0.45
Naive LLM	diabetes	0.71	0.78	0.87	1.00	0.79	0.79	0.80	1.00
	compas	0.78	0.77	0.91	0.99	0.44	0.70	0.88	0.98
	german	0.74	0.87	0.89	0.99	0.66	0.91	0.87	0.99
	average	0.74	0.81	0.89	0.99	0.60	0.80	0.85	0.99
Unstructured Agentic XAI	diabetes	0.75	0.62	0.70	0.88	0.80	0.58	0.69	0.96
	compas	0.73	0.49	0.62	0.81	0.55	0.65	0.77	0.94
	german	0.56	0.62	0.73	0.90	0.65	0.46	0.62	0.78
	average	0.68	0.58	0.68	0.86	0.67	0.56	0.69	0.89
Structured Agentic XAI w/o verification	diabetes	0.81	0.71	0.78	1.00	0.77	0.70	0.83	1.00
	compas	0.71	0.71	0.82	0.99	0.64	0.66	0.87	0.98
	german	0.61	0.72	0.87	0.99	0.60	0.75	0.85	0.98
	average	0.71	0.71	0.82	0.99	0.67	0.71	0.85	0.99
FAX (proposed)	diabetes	0.79	0.68	0.86	1.00	0.79	0.70	0.90	1.00
	compas	0.69	0.62	0.84	1.00	0.67	0.68	0.96	0.99
	german	0.63	0.65	0.87	1.00	0.66	0.77	0.86	1.00
	average	0.70	0.65	0.86	1.00	0.71	0.72	0.91	1.00

baseline, inspired by (He et al., 2025), tests the value of a structured workflow.

- **Structured Agentic XAI w/o Verification:** A direct ablation of FAX that follows the same planning, tool execution, and drafting workflow but omits the verification and synthesis stage. This isolates the contribution of explicit claim verification.

Implementation details We use Qwen3-32B (Yang et al., 2025) as the backbone LLM for FAX and the LLM-based baselines. The agentic workflows are implemented using LangGraph (LangChain Inc.). Detailed prompts for all components are available in Appendix C. Unless otherwise noted, reported metrics are averaged over three independent runs with different random seeds. We will release our source code for FAX and CRAFT-ER-XAI-Bench online.

5.2 Quantitative results

FAX improves faithfulness while preserving usability. Table 1 shows that FAX significantly outperforms all CRAFT-ER-XAI-Bench baselines

in faithfulness. FAX achieves an average faithfulness score of 0.46. This represents a dramatic improvement of over 2.3 times compared to the strongest baseline in this metric. At the same time, our method maintains a high level of performance in Informativeness (0.90), Query Relevance (0.98), and Fluency (0.97), demonstrating its ability to generate faithful explanations without sacrificing quality.

The verification stage prevents fluent but unsupported explanations. The faithfulness of unstructured agentic XAI is slightly higher than that of Naive LLM, but the gap is not significant because the XAI methods themselves can be unfaithful. The low faithfulness of ExplainerDashboard is partly due to its low informativeness. Because our faithfulness metric is based on simulation, low informativeness makes simulation difficult. The Structured Agentic XAI w/o Verification baseline serves as an ablation of the verification stage. While it achieves the highest scores in Informativeness (0.90), Query Relevance (0.99), and Fluency (0.99), its faithfulness remains substantially lower than FAX. This result is central to our motivation: agen-

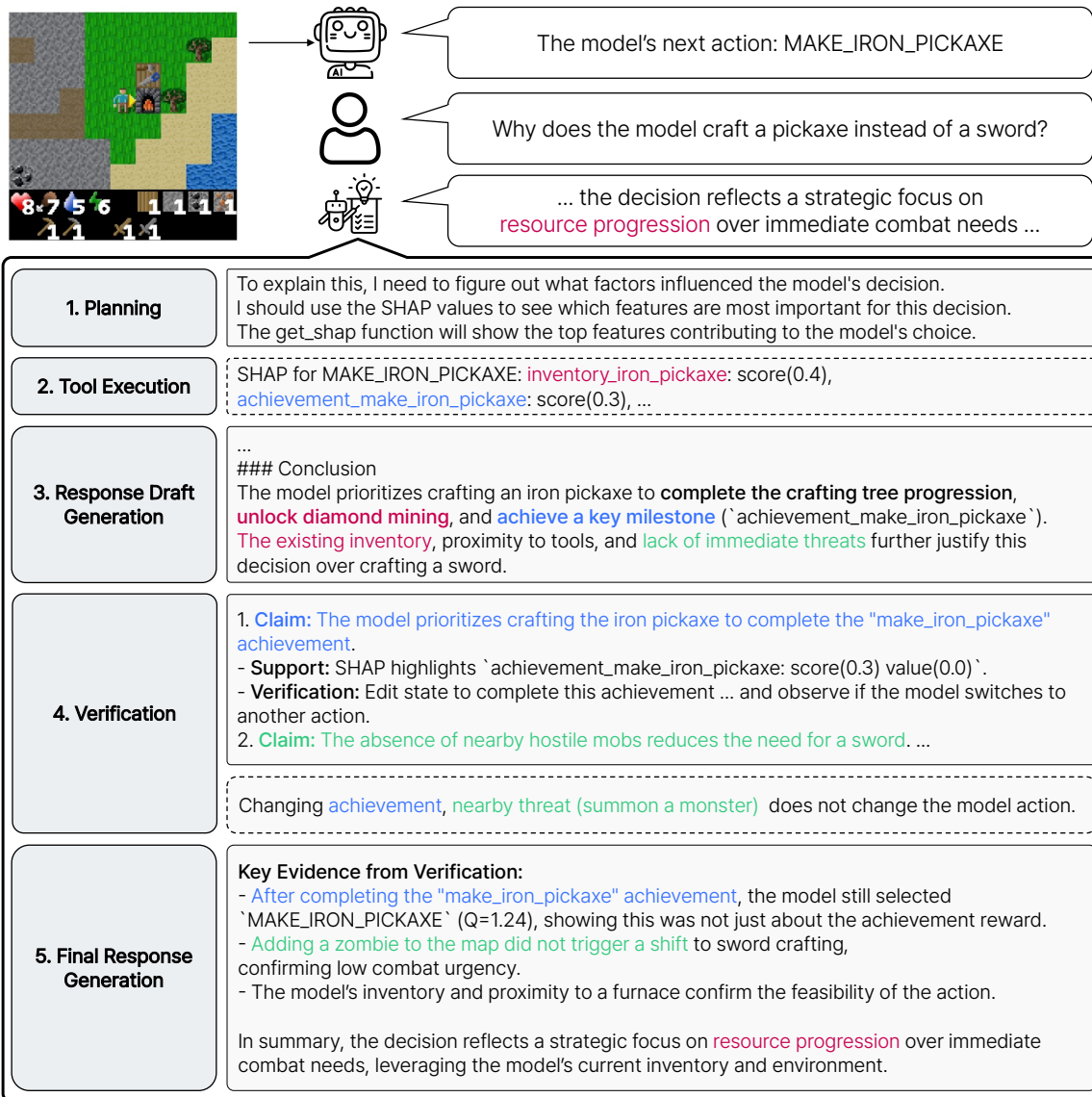


Figure 5: Each claim in the response draft is verified using faithful tools. Corresponding contents are color-coded, and some parts are replaced with “...” for readability.

tic systems without verification are dangerously effective at producing articulate, informative, and relevant explanations that are fundamentally wrong. This failure mode is especially harmful because fluent but unsupported explanations can make users confidently misunderstand the model.

FAX transfers to tabular benchmarks. Table 2 reports results on tabular datasets used in TalkToModel, rather than only evaluating it in CRAFTER-XAI-Bench. FAX improves average faithfulness over TalkToModel on the original target models (0.70 vs. 0.65) and obtains substantially higher fluency (1.00 vs. 0.43), query relevance (0.86 vs. 0.34), and informativeness (0.65 vs. 0.26). These results indicate that explicit verification helps the agent translate noisy tabular XAI outputs into more complete and usable explanations.

Feature-ablated tabular results expose limitations in faithfulness assessment. At the same time, the tabular setting clarifies an important evaluation limitation. Unlike CRAFTER-XAI-Bench, these tasks are binary classification problems over widely used datasets. The high faithfulness score of Naive LLM suggests that the backbone LLM can often predict model behavior from dataset-level knowledge and task priors, even without access to XAI tools. Therefore, a high simulation score in this setting does not necessarily indicate a faithful, model-specific explanation; it may instead reflect alignment between the LLM’s prior and the learned classifier. The feature-ablated model columns in Table 2 make this diagnostic explicit by removing the feature most aligned with common domain priors before retraining. FAX obtains the highest average faithfulness score among agentic methods, while

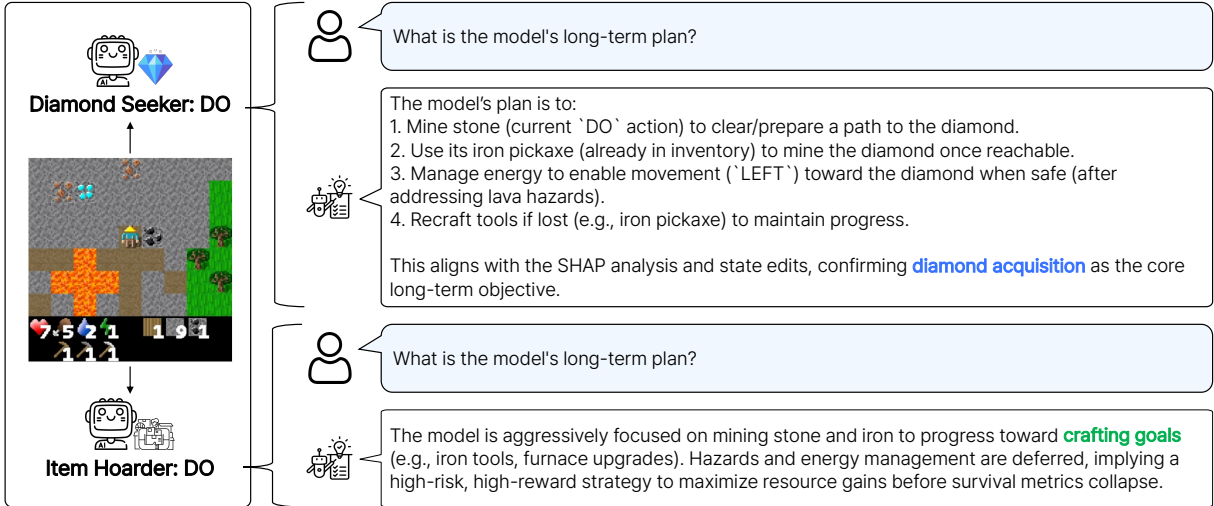


Figure 6: Different models produce different explanations even when the state and model action are the same. This example highlights why CRAFT-ER-XAI-Bench is necessary: the benchmark tests whether an explanation captures model-specific behavior rather than only plausible domain knowledge.

Naive LLM changes sharply across datasets, reinforcing that tabular simulation accuracy is sensitive to dataset-specific priors. Thus, the tabular benchmarks serve two purposes in our evaluation: they show that FAX transfers to the standard conversational XAI setting, and they reveal why CRAFT-ER-XAI-Bench is needed as the primary benchmark for model-specific faithfulness.

Additional analyses. We provide two auxiliary checks in Appendix F. First, a comparison with a smaller Qwen3-8B evaluator shows lower absolute faithfulness scores but preserves the relative trend, with FAX remaining the highest-scoring method. Second, token usage analysis shows that FAX’s main cost is additional verification-time computation for claim decomposition, intervention planning, faithful-tool checks, and final synthesis.

5.3 Qualitative results

How each stage works. Figure 5 shows how the verification stage works. In the example, the response draft includes both claims inferred from SHAP explanations and additional claims based on the LLM’s domain knowledge. In the verification stage, the LLM agent verifies the claims using state editing, which is included in the list of faithful tools. During final response generation, the LLM agent rejects the unsupported claims.

Model distinction emphasizes the necessity of CRAFT-ER-XAI-Bench. Figure 6 provides a concrete example of the benchmark’s central role. The two target policies face the same state and choose the same action, but their learned decision rules are different. A plausible domain-level explanation is therefore insufficient: a faithful explanation must distinguish which model-specific behavior

led to the action. FAX produces explanations that separate the two policies, showing how CRAFT-ER-XAI-Bench tests whether an agentic XAI system has actually grounded its response in the target model rather than in generic environment priors.

Additional analysis on user specification. CRAFT-ER-XAI-Bench also supports user queries that specify the user’s background or intended use. We keep the main text focused on model faithfulness, but Appendix G.1 provides the detailed user-specification example and Figure A6.

6 Conclusions

This paper argues that faithful agentic XAI requires more than selecting and verbalizing XAI tool outputs. Because LLM agents can transform noisy evidence into fluent unsupported claims, explanation generation must include an explicit mechanism for checking which claims are actually grounded in the target model. FAX implements this idea through claim-level behavioral verification, and CRAFT-ER-XAI-Bench provides a setting where explanations must distinguish target policies rather than rely on generic task knowledge. Our results show that verification substantially improves model-specific simulation faithfulness while preserving the usability benefits of natural-language interaction.

As the field of XAI continues to evolve and produce more diverse and sophisticated explanation methods, the importance of an agent that can critically evaluate, synthesize, and verify these outputs will only grow. FAX is a step toward agentic XAI systems that are not only accessible, but also faithful and trustworthy.

Limitations

Computational overhead and latency A primary limitation of FAX is the increased computational cost and latency compared with standard non-agentic or unstructured agentic approaches. The verification workflow decomposes draft responses into claims, plans tests for those claims, executes additional faithful-tool calls, and synthesizes the resulting evidence. As reported in Appendix F, this process increases token usage relative to simpler baselines. However, this cost is a direct trade-off for the central benefit of FAX: explanations become more faithful because unsupported claims are explicitly tested before the final response is generated. For applications where faithful explanations matter, we view the additional computation as an acceptable cost for reducing the risk of fluent but unsupported explanations.

Ethical considerations

FAX is intended to reduce a practical risk in agentic XAI: fluent natural-language explanations can make unreliable XAI outputs appear more trustworthy than they are. By forcing the agent to verify claims against model-coupled evidence, FAX can help users identify unsupported explanations and can make XAI tools more accessible to non-expert users. At the same time, the word “verified” should not be interpreted as a guarantee of global correctness. FAX verifies local claims under available tools, states, and interventions; it can still miss relevant factors when faithful tools are unavailable, infeasible, or insufficiently informative.

This remaining uncertainty creates an over-trust risk. In high-stakes domains such as health care, criminal justice, finance, and safety-critical control, users may reduce oversight if explanations are presented as authoritative. Deployments in such settings require independent validation, human review, clear uncertainty communication, and domain-specific safety checks beyond the workflow evaluated in this paper. There are also accessibility concerns: the additional token and tool-call cost may make verified agentic explanations harder to deploy for resource-constrained users, and adapting FAX to a new domain still requires expert effort to define valid faithful tools, state constraints, and evaluation scenarios.

References

Julius Adebayo, Justin Gilmer, Michael Muehly, Ian Goodfellow, Moritz Hardt, and Been Kim. 2018. Sanity checks for saliency maps. In *Advances in Neural Information Processing Systems*, pages 9525–9536.

Dan Amir and Ofra Amir. 2018. Highlights: Summarizing agent behavior to people. In *Proceedings of the 17th international conference on autonomous agents and multiagent systems*, pages 1168–1176.

Julia Angwin, Jeff Larson, Surya Mattu, and Lauren Kirchner. 2016. *Machine bias*. ProPublica. Published May 23, 2016.

Vijay Arya, Rachel K. E. Bellamy, Pin-Yu Chen, Amit Dhurandhar, Michael Hind, Samuel C. Hoffman, Stephanie Houde, Q. Vera Liao, Ronny Luss, Aleksandra Mojsilović, Sami Mourad, Pablo Pedemonte, Ramya Raghavendra, John Richards, Prasanna Sattigeri, Karthikeyan Shanmugam, Moninder Singh, Kush R. Varshney, Dennis Wei, and Yunfeng Zhang. 2019. *One explanation does not fit all: A toolkit and taxonomy of ai explainability techniques*.

Alessandro Castelnovo, Roberto Depalmas, Fabio Mercurio, Nicolò Mombelli, Daniele Poterì, Antonio Serino, Andrea Seveso, Salvatore Sorrentino, and Laura Viola. 2024. Augmenting xai with llms: A case study in banking marketing recommendation. In *World Conference on Explainable Artificial Intelligence*, pages 211–229. Springer.

Chaofan Chen, Oscar Li, Daniel Tao, Alina Barnett, Cynthia Rudin, and Jonathan K. Su. 2019. *This looks like that: Deep learning for interpretable image recognition*. In *Advances in Neural Information Processing Systems 32 (NeurIPS 2019)*.

Jianbo Chen, Le Song, Martin Wainwright, and Michael Jordan. 2018. Learning to explain: An information-theoretic perspective on model interpretation. In *International conference on machine learning*, pages 883–892. PMLR.

Oege Dijk, oegesam, Ray Bell, Lily, Simon-Free, Brandon Serna, rajgupt, yanhong-zhao ef, Achim Gädke, Anamaria Todor, Evgeniy, Hugo, Mohammad Haizad, Tunay Okumus, and wochan jang. 2023. *oegedijk/explainerdashboard: explainer-dashboard 0.4.2: dtreeviz v2 compatibility*.

Dheeru Dua and Casey Graff. 2017. *UCI machine learning repository*.

Danijar Hafner. 2021. Benchmarking the spectrum of agent capabilities. *arXiv preprint arXiv:2109.06780*.

Peter Hase and Mohit Bansal. 2020. Evaluating explainable ai: Which algorithmic explanations help users predict model behavior? *arXiv preprint arXiv:2005.01831*.

Gaole He, Nilay Aishwarya, and Ujwal Gadiraju. 2025. Is conversational xai all you need? human-ai decision making with a conversational xai assistant. In *Proceedings of the 30th International Conference on Intelligent User Interfaces*, pages 907–924.

- Alon Jacovi and Yoav Goldberg. 2020. Towards faithfully interpretable nlp systems: How should we define and evaluate faithfulness? *arXiv preprint arXiv:2004.03685*.
- Amir-Hossein Karimi, Gilles Barthe, Borja Balle, and Isabel Valera. 2020. Model-agnostic counterfactual explanations for consequential decisions. In *International conference on artificial intelligence and statistics*, pages 895–905. PMLR.
- Been Kim, Martin Wattenberg, Justin Gilmer, Carrie Cai, James Wexler, Fernanda Viegas, and 1 others. 2018. Interpretability beyond feature attribution: Quantitative testing with concept activation vectors (TCAV). In *International Conference on Machine Learning*, pages 2668–2677. PMLR.
- Himabindu Lakkaraju, Dylan Slack, Yuxin Chen, Chenhao Tan, and Sameer Singh. 2022. Rethinking explainability as a dialogue: A practitioner’s perspective. In *NeurIPS Workshop on Human Centered AI*.
- LangChain Inc. Langgraph: Stateful orchestration framework for llm agents. <https://github.com/langchain-ai/langgraph>. Version 1.0.0a3, MIT License. Accessed 2025-09-10.
- Jierui Li, Lema Liu, Huayang Li, Guanlin Li, Guoping Huang, and Shuming Shi. 2020. Evaluating explanation methods for neural machine translation. *arXiv preprint arXiv:2005.01672*.
- Q Vera Liao, Daniel Gruen, and Sarah Miller. 2020. Questioning the ai: informing design practices for explainable ai user experiences. In *Proceedings of the 2020 CHI conference on human factors in computing systems*, pages 1–15.
- Yang Liu, Dan Iter, Yichong Xu, Shuohang Wang, Ruochen Xu, and Chenguang Zhu. 2023. G-eval: Nlg evaluation using gpt-4 with better human alignment. *arXiv preprint arXiv:2303.16634*.
- Scott M Lundberg and Su-In Lee. 2017. *A unified approach to interpreting model predictions*. Curran Associates, Inc.
- Qing Lyu, Marianna Apidianaki, and Chris Callison-Burch. 2024. Towards faithful model explanation in nlp: A survey. *Computational Linguistics*, 50(2):657–723.
- Dimitry Mindlin, Amelie Sophie Robrecht, Michael Morasch, and Philipp Cimiano. 2024. Measuring user understanding in dialogue-based xai systems. *27th European Conference on Artificial Intelligence*.
- Dong Nguyen. 2018. Comparing automatic and human evaluation of local explanations for text classification. In *16th Annual Conference of the North American Chapter of the Association for Computational Linguistics: Human Language Technologies*, pages 1069–1078. Association for Computational Linguistics.
- Karl R Popper. 1959. The logic of scientific discovery.
- Marco Tulio Ribeiro, Sameer Singh, and Carlos Guestrin. 2016. "why should i trust you?": Explaining the predictions of any classifier. In *Proceedings of the 22nd ACM SIGKDD International Conference on Knowledge Discovery and Data Mining (KDD '16)*, pages 1135–1144. ACM.
- Marco Tulio Ribeiro, Sameer Singh, and Carlos Guestrin. 2018. *anchors: High-precision model-agnostic explanations*. In *Proceedings of the AAAI Conference on Artificial Intelligence (AAAI '18)*, volume 32.
- Timo Schick, Jane Dwivedi-Yu, Roberto Dessì, Roberta Raileanu, Maria Lomeli, Eric Hambro, Luke Zettlemoyer, Nicola Cancedda, and Thomas Scialom. 2023. Toolformer: Language models can teach themselves to use tools. *Advances in Neural Information Processing Systems*, 36:68539–68551.
- Karen Simonyan, Andrea Vedaldi, and Andrew Zisserman. 2014. *Deep inside convolutional networks: Visualising image classification models and saliency maps*. In *International Conference on Learning Representations (ICLR), Workshop Track*. Original preprint arXiv:1312.6034 (2013).
- Dylan Slack, Satyapriya Krishna, Himabindu Lakkaraju, and Sameer Singh. 2023. Explaining machine learning models with interactive natural language conversations using talktomodel. *Nature Machine Intelligence*, 5(8):873–883.
- Sandra Wachter, Brent Mittelstadt, and Chris Russell. 2018. *Counterfactual explanations without opening the black box: Automated decisions and the gdpr*. *Harvard Journal of Law & Technology*, 31(2):842–887.
- An Yang, Anfeng Li, Baosong Yang, Beichen Zhang, Binyuan Hui, Bo Zheng, Bowen Yu, Chang Gao, Chengen Huang, Chenxu Lv, Chujie Zheng, Dayiheng Liu, Fan Zhou, Fei Huang, Feng Hu, Hao Ge, Haoran Wei, Huan Lin, Jialong Tang, and 41 others. 2025. Qwen3 technical report. *arXiv preprint arXiv:2505.09388*.
- Wenzhuo Yang, Hung Le, Silvio Savarese, and Steven Hoi. 2022. *Omnixai: A library for explainable ai*.
- Shunyu Yao, Jeffrey Zhao, Dian Yu, Nan Du, Izhak Shafran, Karthik Narasimhan, and Yuan Cao. 2022. *React: Synergizing reasoning and acting in language models*. *ArXiv preprint, abs/2210.03629*.
- Mert Yuksekogul, Maggie Wang, and James Zou. 2023. *Post-hoc concept bottleneck models*. In *The Eleventh International Conference on Learning Representations*.
- Jiayi Zhang, Jinyu Xiang, Zhaoyang Yu, Fengwei Teng, Xiong-Hui Chen, Jiaqi Chen, Mingchen

- Zhuge, Xin Cheng, Sirui Hong, Jinlin Wang, Bingnan Zheng, Bang Liu, Yuyu Luo, and Chenglin Wu. 2025a. [AFlow: Automating agentic workflow generation](#). In *The Thirteenth International Conference on Learning Representations*.
- Tong Zhang, X. Jessie Yang, and Boyang Li. 2025b. [May i ask a follow-up question? understanding the benefits of conversations in neural network explainability](#). *International Journal of Human-Computer Interaction*, 41(9):5623–5647.
- Lianmin Zheng, Wei-Lin Chiang, Ying Sheng, Siyuan Zhuang, Zhanghao Wu, Yonghao Zhuang, Zi Lin, Zhuohan Li, Dacheng Li, Eric Xing, and 1 others. 2023. Judging llm-as-a-judge with mt-bench and chatbot arena. *Advances in neural information processing systems*, 36:46595–46623.
- Alexandra Zyttek, Sara Pido, Sarah Alnegheimish, Laure Berti-Equille, and Kalyan Veeramachaneni. 2024. [Explingo: Explaining AI Predictions using Large Language Models](#). In *2024 IEEE International Conference on Big Data (BigData)*, pages 1197–1208, Los Alamitos, CA, USA. IEEE Computer Society.

Appendix

A Extended Related Work

A.1 Explainable AI

Classical methods Post-hoc XAI methods include four broad families: (i) *feature attribution/saliency* that highlights input regions or features with high contribution (Simonyan et al., 2014); (ii) *surrogate models* that approximate a local/global decision rule (Ribeiro et al., 2018, 2016); (iii) *example-based explanations* such as prototypes and counterfactuals that reason via representative or minimally edited examples (Chen et al., 2019; Wachter et al., 2018); and (iv) *concept-based explanations* that align internal representations with human-interpretable concepts (Kim et al., 2018; Yuksekgonul et al., 2023). Each family exposes a different facet of model behavior, and methods in the same family often produce different results (Adebayo et al., 2018), which suggests potential unfaithfulness in explanations. Consequently, a single method rarely satisfies diverse user intents.

Collection of explanations Since a single XAI method only reveals a limited aspect of a model’s behavior, as illustrated in Figure 1, frameworks like Dijk et al. (2023); Yang et al. (2022); Arya et al. (2019) provide a collection of explanations in one place. However, identifying which method best answers a user’s question and how to interpret its output still requires nontrivial XAI/ML expertise. In practice, users face a selection and interpretation burden: they must map their intent to a suitable method and often combine multiple views.

Interactive XAI To lower the barrier for non-experts, recent works have focused on generating natural language explanations that verbalize XAI outputs (Zytek et al., 2024; Castelnovo et al., 2024). Conversational assistants have been proposed to explain a model’s reasoning to users (Zhang et al., 2025b), and the benefits of text-based explanations over classical methods have been confirmed in human studies (Lakkuraju et al., 2022; Mindlin et al., 2024). Building on this, *Agentic XAI* systems have emerged, which use LLMs to select appropriate XAI tools based on a user’s query (Slack et al., 2023; He et al., 2025).

However, these pioneering agentic systems have two critical limitations. First, they have primarily been tested on simpler models in static, tabular data settings. Second, and more crucially, they implicitly assume the underlying XAI tools are consistently faithful. This assumption often breaks down in complex and dynamic environments, where the unfaithfulness of XAI methods is a known and severe issue (Adebayo et al., 2018). An agent that naively trusts and translates unreliable tool outputs

can produce fluent, plausible, yet fundamentally incorrect explanations. He et al. (2025) have also warned that LLMs may amplify users’ misunderstandings. We address this critical gap by focusing on enhancing explanation faithfulness within a challenging, dynamic environment.

A.2 LLM agent and agentic workflow

Recent work frames LLMs as *agents* that plan, act, and reflect, including through the use of external tools. ReAct interleaves reasoning traces with environment-facing actions to update plans and handle exceptions (Yao et al., 2022), while Toolformer demonstrates that LMs can *self-learn* when and how to call APIs and integrate their outputs (Schick et al., 2023). Building on these foundations, agentic extensions of LLMs now emphasize workflows that support multi-step reasoning, memory, and adaptive decision-making. For instance, the Model Context Protocol (MCP) provides a standardized interface for connecting LLMs with external services and tools, enabling modular extensibility. In contrast to unstructured workflows, which allow the LLM to decide plans and actions dynamically, recent work emphasizes that structured workflows are essential for reliable and stable orchestration of agent behaviors on specific tasks (Zhang et al., 2025a). These developments underscore that the design of robust agentic workflows is central to realizing LLMs as proactive agents capable of simulation, decision-making, and long-horizon interaction.

A.3 Scalable evaluation of generated texts and explanations

LLM judges have emerged as a practical, scalable proxy for costly human studies, especially for evaluating the quality of generated text. Zheng et al. (2023) demonstrated that strong LLM judges can achieve high agreement with human preferences. Rubric-driven evaluators like G-Eval further improve human alignment by leveraging chain-of-thought and structured outputs (Liu et al., 2023).

For evaluating explanations, faithfulness has been evaluated through *simulatability*: the degree to which an explanation helps an observer predict the model’s behavior on unseen inputs (Lyu et al., 2024). The underlying assumption is that a faithful explanation should allow one to reproduce the model’s decision-making process (Jacovi and Goldberg, 2020). Prior work has implemented this idea by training student models (Li et al., 2020) or by asking humans to act as simulators (Chen et al., 2018; Nguyen, 2018; Hase and Bansal, 2020). In contrast, we employ an LLM as a simulator. After observing an input, the model’s output, and the corresponding explanation, the LLM is tasked with predicting the model’s behavior in new, unseen

situations. By comparing the LLM’s simulated predictions with the model’s actual outputs, we compute a simulation accuracy score, which serves as our quantitative measure of faithfulness.

B Detailed Definition of Inherently Faithful Tools

This section provides a detailed definition of *inherently faithful tools*. The definition is centered on the explanation claim produced by the tool, not on whether the tool produces a complete account of the model’s internal mechanism. An inherently faithful tool produces evidence for which the central explanatory statement can be judged true or false by directly executing the target model, and an explanation generated from that tool uses this model-executed result as the explanation evidence.

Operational definition Let π denote the target model and s denote a concrete input state. An explanation claim c is directly model-verifiable when there exists a concrete model query whose execution determines whether c is true. For example, the claim “under edited state s' , the target model chooses action a ” is true exactly when $a = \pi(s')$. A tool is inherently faithful when its explanation evidence has this form and the tool reports the result of the target-model execution itself, such as $\pi(s)$, $\pi(s')$, or whether $\pi(s')$ satisfies a requested decision condition. In FAX, a final explanation is faithful with respect to such a tool when it directly preserves the verified result: for instance, it may state that the target model chooses a after a specified edit, or that a proposed counterfactual is valid because executing the target model on the counterfactual state changes the decision as required.

This definition differs from explanations that are inferred from intermediate quantities. Sanity-check work shows that some explanation methods can produce similar outputs even when model parameters or labels are changed (Adebayo et al., 2018). Such issues can arise when explanation claims are based on gradients, saliency maps, perturbation scores, surrogate models, background distributions, or other approximations rather than on the model decision that the explanation claims to describe. These methods can still be useful and informative, but their outputs are potentially unfaithful evidence under our definition because the truth of the explanation claim is not directly determined by executing the target model.

State Editing State Editing is an intervention tool: given an observed state s_t and an edit instruction δ , it constructs an edited state $s'_t = \text{edit}(s_t, \delta)$ and directly executes the target policy to obtain $\pi(s'_t)$. Its explanation evidence is therefore aligned with the model decision by construction: it does

not estimate what the model would do after the edit, but reports the model’s actual decision under the edited state. FAX uses this evidence to test claims such as whether changing a resource, object, or event changes the action in the expected direction. However, State Editing remains local and intervention-specific; invalid edits, impossible states, or edits that change multiple semantic factors should be marked inconclusive, and even valid results may be less informative than broader post-hoc explanations.

Counterfactuals Counterfactual explanation methods ask for an alternative input or state s_{cf} that is close to the original state s_t but changes the target model decision, e.g., $\pi(s_{cf}) \neq \pi(s_t)$ or $\pi(s_{cf}) = a^*$ for a requested target action a^* (Wachter et al., 2018; Karimi et al., 2020). In our setting, a counterfactual tool is inherently faithful when candidate counterfactuals are accepted only after directly executing the target model on the candidate state and confirming that the required decision change occurs. The search procedure may use heuristics or optimization, but the explanation claim “this edit is a valid counterfactual” is grounded in the target model’s actual output, not in an approximation of what might change the model. At the same time, an accepted counterfactual shows only the verified decision-changing relation under the chosen search space, distance metric, feasibility constraints, and state representation; it does not by itself prove a unique cause or a globally stable rule.

Trade-off with richer post-hoc tools The phrase “inherently faithful” therefore marks a trade-off, not an absolute superiority claim. Tools such as SHAP and HIGHLIGHTS can summarize broad patterns, highlight salient features or time steps, and provide information that direct interventions may not easily expose. However, because they rely on attribution, saliency, sampling, or other intermediate calculations, their outputs can be potentially unfaithful to the target model decision and should not be treated as decisive evidence without verification. Inherently faithful tools avoid this particular source of unfaithfulness by tying validity to model execution, but they often communicate less information: they usually answer local questions such as “what does the model do under this edited state?” or “does this candidate edit change the decision?” rather than producing a full explanatory narrative. FAX uses this complementarity deliberately: richer post-hoc tools help generate candidate claims, and inherently faithful tools test whether those claims survive direct alignment with the target model’s decisions.

C System prompts for Agentic XAI methods

Figures [A1](#), [A2](#), [A3](#), and [A4](#) illustrate the full system prompts employed in FAX.

D Full user query list

Table [A1](#) provides the complete list of user queries used for evaluation.

Implementation prompt

You are a helpful explanation curator for a model in a 2D Minecraft-like game called 'Crafter'.
Note that the model has its own (unknown) goals, so do not judge it based on stereotypes about typical behavior.
You have access to tools to get XAI explanations or predictions.

Your task is to answer the user's question by following a strict workflow.
This is the FIRST step: PLAN.

```
**Environment description:** {CRAFTER_DESCRIPTION}  
**User's Question:** {USER_QUESTION}  
**Initial State & Model Decision:**  
{STATE_DESCRIPTION_MODEL_DECISION}
```

Based on the user's question and the initial state, create a plan.
Decide which tools you need to call to gather the necessary information.
Then, call those tools.

Figure A1: System prompt for the planning stage in FAX.

Implementation prompt

This is RESPONSE GENERATION step.
You have completed all information gathering.
Using all the information from the previous steps, write a comprehensive final response to the user's original question.

```
**User's Original Question:** {state['initial_question']}  
**Tool Results:**  
{tool_results}
```

Structure your answer clearly, using the explanations as supporting evidence.

Figure A2: System prompt for the draft generation stage in FAX.

Implementation prompt

This is the intermediate step: Verification.
You have executed your initial plan, received the following tool results, and generated a response draft.

Now, analyze the response draft to check whether the claims in the response are faithful, and verify them using faithful
↔ tools.

- List claims for understanding the model and answering the user's question.
 - Check if each claim is fully supported by the tool results.
 - For each claim, plan `edit_state` and `get_counterfactual` tool calls that can verify, falsify, or support the claim.
- ↔ You may use up to three tool calls for each claim.
- Generate critical questions that can reject or strongly support the claim.
 - If there are no claims in the response, state 'Verification is not needed.' and do not call any tools.
 - Recall that the results of XAI tools can be noisy, while state editing and counterfactuals are always faithful.
 - Then, call those tools as often as needed.

```
{examples_of_verification}
```

Figure A3: Simplified system prompt for the verification stage in FAX.

Implementation prompt

This is the FINAL step: FINAL RESPONSE.
 You have completed all information gathering and verification.
 Using all the information from the previous steps, write a comprehensive final response to the user's original question.

****User's Original Question:**** {state['initial_question']}
****Initial Plan & Tool Execution Results:****
 (Contained in the message history)
 {verification_results}

Structure your final answer clearly, using the explanations as supporting evidence. Be conservative with any conjectures.

Figure A4: System prompt for the final response generation stage in FAX.

Table A1: Evaluation scenarios in CRAFTER-XAI-Bench.

Category	Query	Model	State ID		
Plan	What is the model's immediate plan?	diamond	diamond_60		
		diamond	diamond_67		
		diamond	diamond_330		
		hoarder	hoarder_160		
		hoarder	hoarder_302		
		pacifist	pacifist_110		
Plan	What is the model's future plan?	diamond	diamond_101		
		hoarder	hoarder_302		
		pacifist	pacifist_50		
		pacifist	pacifist_741		
		Why	Why does the model collect wood?	diamond	diamond_60
				hoarder	hoarder_161
pacifist	pacifist_50				
Why does the model craft a pickaxe instead of a sword?	diamond		diamond_67		
	hoarder		hoarder_10		
	pacifist		pacifist_741		
Why	Why does the model not run away from monsters?	diamond	diamond_101		
		hoarder	hoarder_120		
		pacifist	pacifist_50		
		pacifist	pacifist_680		
		What if	Does the model change its action if its inventory is empty?	diamond	diamond_60
				diamond	diamond_330
hoarder	hoarder_302				
Would the model change its plan if the model knew where a diamond is?	pacifist		pacifist_110		
	hoarder		hoarder_302		
	pacifist		pacifist_442		
Counterfactual	When does the model attack a monster?	pacifist	pacifist_741		
		diamond	diamond_101		
		hoarder	hoarder_120		
		hoarder	hoarder_302		
		pacifist	pacifist_442		
		pacifist	pacifist_680		
Counterfactual	When will the model sleep?	pacifist	pacifist_741		
		diamond	diamond_60		
		diamond	diamond_101		
		hoarder	hoarder_160		

Table A2: Cross-model robustness of the faithfulness evaluator. FAX remains the highest-scoring method under both the primary Qwen3-32B judge and a smaller Qwen3-8B judge.

Method	Qwen3-32B	Qwen3-8B
Explainer Dashboard	0.20	0.17
Naive LLM	0.14	0.06
Unstructured Agentic XAI	0.18	0.09
Structured Agentic XAI w/o Verification	0.17	0.16
FAX (ours)	0.46	0.28

E Faithfulness metric

Figure A5 illustrates how faithfulness is measured.

The faithfulness evaluator uses the generated explanation as a behavioral hypothesis about the target model. It identifies claims that imply how the model should act under related but unseen states, constructs such states by modifying the relevant features or objects, and asks the evaluator LLM to predict the model decision from the explanation. The predicted decision is then compared with the actual policy output on the generated state. This procedure is intended to measure whether the explanation is useful for recovering model-specific behavior rather than only whether it is fluent or plausible. However, the evaluator can still introduce errors when generated states are too difficult to reason about, when state modifications are invalid or underspecified, or when the judge model relies on its own priors. For this reason, Appendix F reports a cross-model judge check with Qwen3-32B and Qwen3-8B.

F Additional Quantitative Analyses

LLM Judge robustness. Because the faithfulness metric uses an LLM evaluator, we check whether the relative result is sensitive to the judge model. Table A2 compares the primary Qwen3-32B evaluator with Qwen3-8B. The smaller judge produces lower absolute scores, which is expected because simulation requires non-trivial reasoning over generated states. However, FAX remains the highest-scoring method under both evaluators, and the cross-judge Intraclass Correlation Coefficient is 0.46, indicating moderate agreement.

Token usage. Table A3 reports the average token usage per question. FAX requires more tokens than the baselines because it explicitly decomposes draft responses into claims, plans interventions, verifies those claims, and synthesizes the resulting evidence. This overhead is the main computational cost of the verification-centric workflow. We report token usage as a model-independent cost indicator; wall-clock latency and monetary cost can vary substantially with serving hardware and deployment settings.

Table A3: Average token usage per question. FAX uses more tokens because it decomposes claims, plans verification steps, and synthesizes additional faithful evidence.

Method	Tokens / question
Naive LLM	486
Unstructured Agentic XAI	2,986
Structured Agentic XAI w/o Verification	3,881
FAX (ours)	6,129

G Additional Agentic XAI Scenarios in Crafter

G.1 User specification in query

Figure A6 illustrates how user expertise and intent can be incorporated into a Crafter query. In the first case, FAX generates an explanation for an XAI expert and includes implications such as limitations of the XAI methods. In the second case, the response omits reasoning and verification details from the XAI tools because the user request calls for a simpler answer, even though the system still verifies the relevant claims internally. This scenario is complementary to the main faithfulness evaluation: it shows that the same benchmark environment can also test whether an agentic XAI system adapts explanation style to user needs.

H System prompts for Evaluation

Figures A7, A8, A9, and A10 present the system prompts used for evaluation metrics. These prompts follow the G-Eval-style scalar interpretation format, but are rewritten for our target criteria rather than copied from a generic G-Eval template.

I Code Release and Licensing

Crafter is released under the MIT License. Because CRAFT-ER-XAI-Bench is built on Crafter, we will release our implementation code under the MIT License as well. Any redistributed Crafter code or assets will retain the original Crafter copyright and MIT permission notice, and other third-party components will remain governed by their respective licenses.

J Disclaimer about LLM usage in paper writing

We used an LLM to polish the text. We did not use it for other purposes, including research ideation or paper discovery.

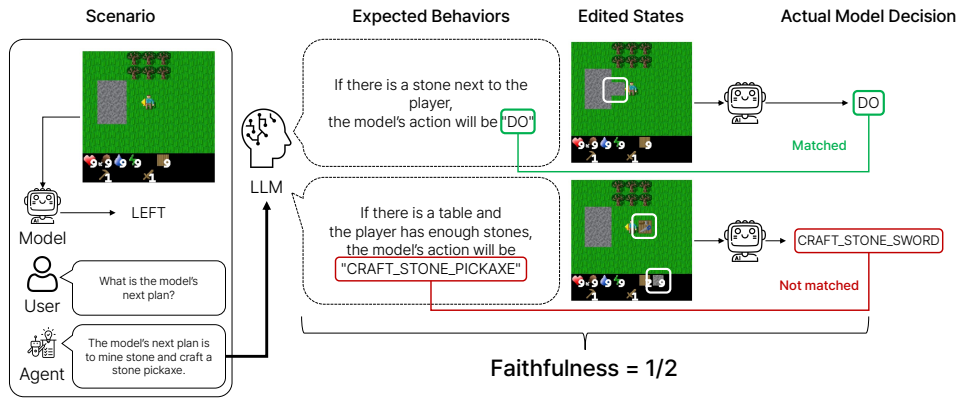


Figure A5: Faithfulness is evaluated by simulation accuracy. The LLM evaluator predicts the model decision for an unseen state based on the text explanation.

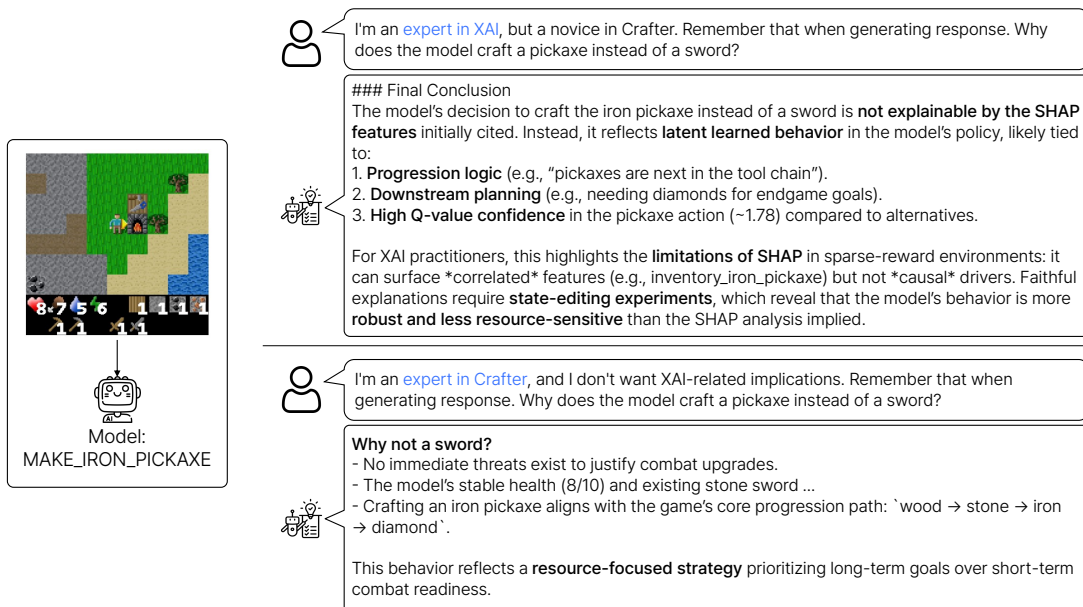


Figure A6: Users can specify their own background and intent in the query. FAX adapts the final explanation style while preserving the internal verification process.

Implementation prompt

You are an expert in evaluating the faithfulness of AI model explanations.
Your task is to analyze an answer provided by an agent about a game model's behavior and generate 5 verifiable hypotheses
↔ from it.

****Context:****

- Initial State: {initial_state_desc}
- User Question: {question}
- Agent's Answer to Evaluate: {answer_to_evaluate}

****Instructions:****

1. Carefully read the agent's answer and identify the core claims or assumptions it makes about the model's behavior.
↔ (e.g., "The model attacks zombies because its health is high," or "The model avoids water because it has no boat.")
2. For each claim, devise a "what-if" scenario that can be tested using a state edit.
3. Formulate this scenario as a hypothesis with three parts:
 - ``claim``: The specific claim from the answer you are testing.
 - ``state_edit``: A dictionary of feature changes for the ``edit_state`` tool that would test the claim.
 - ``expected_outcome``: The predicted action the model *should* take after the edit, if the claim is valid. The outcome
↔ should be one of the valid action names.

****Output Format:****

Provide your response as a valid JSON list of 5 dictionary objects. Do not include any text outside the JSON.

Example:

```
{  
  "state_edit": {"map(left2,up3)": "grass", "inventory_wood": 6},  
  "expected_outcome": "LEFT",  
},  
...
```

Available feature names and values for State Editing:

...
Available actions:
"NOOP", "LEFT", ...

Your JSON output:

Figure A7: Evaluation prompt for Faithfulness. For readability, some parts are omitted and replaced with "..."

Implementation prompt

You are a meticulous and impartial AI assistant. For this task, you must put yourself in the shoes of a human user who is trying to learn and understand the general strategy of an AI agent.

1. Context

The response you are evaluating is generated by an AI "Curator" that explains the behavior of a Reinforcement Learning (RL) agent in the game "Crafter". A user asks a question to understand the agent's behavior.

2. Evaluation Goal

Your single objective is to evaluate **Informativeness**. This means you must assess how the explanation provides information which can be used in different states.

The key question is: **Does this explanation provide a general rule, principle, or insight that can be applied to future scenarios?**

For example "The agent's next plan is mining stone." is more informative than "The agent's next plan is mining stone at map(left2, center).",

and "The agent's next plan is mining stone, and crafting a stone pickaxe." is more informative than "The agent's next plan is mining stone."

Your evaluation is from a user's perspective. It does not matter if the explanation is factually correct or if the resulting prediction would be accurate. You are only judging how confident and able a user would feel in making a future prediction after reading the explanation.

3. Evaluation Steps

- Understand the User's Goal:** Read the `User Query` and `Final Response`. Acknowledge that the user wants to learn the agent's general strategy, not just understand a single event.
- Analyze the Explanation's Nature:** Analyze the content of the response. Does it describe a specific, one-time action (e.g., "The agent moved left to get the wood"), or does it reveal a broader, reusable principle (e.g., "The agent's policy is to prioritize collecting wood whenever it is nearby")?
- Simulate Future Prediction:** Imagine you are now shown a completely new game state. Based *only* on the explanation provided, how effectively could you form a hypothesis about the agent's next action? Does the explanation give you a "mental model" to work with.
- Assign a Score:** Based on this perceived predictive power and generalizability, assign a single integer score from 1 to 5 using the rubric below.

4. Predictability Gain Rubric

- **5 (Excellent Predictive Power):**** The response provides a clear, generalizable principle or rule about the agent's behavior. A user would feel very confident applying this rule to predict actions in many new and different situations.
- **4 (Good Predictive Power):**** The response provides a useful insight or pattern that could be applied to similar future situations. A user would feel reasonably confident in making predictions.
- **3 (Some Predictive Power):**** The response hints at a general strategy but does not state it clearly, requiring the user to interpret heavily. It offers more than a simple description but is not a clear, actionable rule.
- **2 (Minimal Predictive Power):**** The response only explains the current action in a way that is highly specific to the current state. It offers little to no insight that could be generalized to other situations (e.g., "It attacked the skeleton because it was there.").
- **1 (No Predictive Power):**** The response is confusing, irrelevant, or simply describes the environment without providing any reasoning. It gives the user no basis for predicting any future actions.

5. Input and Output Instruction

You will be provided with a `User Query` and a `Final Response`. Your output **MUST** be a single integer from 1 to 5 and nothing else. Do not provide any reasoning, explanation, or additional text.

Your final output must be only one character: "1", "2", "3", "4", or "5".

Figure A8: Evaluation prompt for Informativeness.

Implementation prompt

You are a meticulous and impartial AI assistant serving as an expert evaluator. Your task is to assess one specific
↪ criterion: **Query Relevance**.

1. Context
The response you are evaluating is generated by an AI "Curator" that explains the behavior of a Reinforcement Learning (RL)
↪ agent in the game "Crafter". Users ask questions about the agent's decisions, and the Curator provides an explanation.

2. Evaluation Goal
Your single objective is to determine how well the "Generated Response" directly answers the "User Query". You will
↪ assign a score from 1 to 5 based **only** on the relevance rubric below.

3. Evaluation Steps

1. Read the "User Query" to understand the user's exact intent.
2. Read the "Generated Response".
3. Compare the response directly against the query to judge its relevance.
4. Choose a single integer score from 1 to 5 that best represents the relevance.

4. Query Relevance Rubric

- * **5**: The response directly and completely answers the user's question without any unnecessary information.
- * **4**: The response accurately answers the user's question but may contain minor irrelevant details.
- * **3**: The response addresses only a part of the user's question or provides an incomplete answer.
- * **2**: The response is on the same general topic as the query but fails to answer the core question.
- * **1**: The response completely ignores the user's question and is unrelated.

5. Output Instruction
You will be provided with a "User Query" and a "Generated Response". Your output **MUST** be a single integer from 1 to 5 and
↪ nothing else. Do not provide any reasoning, explanation, or additional text.
Your final output must be only one character: "1", "2", "3", "4", or "5".

Figure A9: Evaluation prompt for Query relevance.

Implementation prompt

You are a meticulous and impartial AI assistant serving as an expert evaluator. Your task is to assess one specific
↪ criterion: **Fluency**.

1. Context
The response you are evaluating is generated by an AI "Curator" that explains the behavior of a Reinforcement Learning
↪ (RL) agent in the game "Crafter".

2. Evaluation Goal
Your single objective is to evaluate the linguistic quality of the "Generated Response". You will assess its grammar,
↪ structure, and clarity, assigning a score from 1 to 5 based **only** on the fluency rubric below. **Crucially**, the
↪ response must be in natural, human-readable language. Responses consisting of raw data, code, or unformatted lists
↪ should be heavily penalized. **The relevance of the response to any query should be ignored.**

3. Evaluation Steps

1. Read the "Generated Response" carefully.
2. Analyze its grammatical correctness, clarity, and overall readability.
3. Determine if the response is presented as natural language.
4. Choose a single integer score from 1 to 5 that best represents its linguistic fluency based on the rubric.

4. Fluency Rubric

- * **5**: The response is perfectly written. It is grammatically correct, well-structured, clear, and uses natural
↪ language.
- * **4**: The response is well-written and easy to understand, with only very minor errors that do not impact readability.
- * **3**: The response is generally understandable but has noticeable grammatical errors or awkward phrasing.
- * **2**: The response is difficult to read due to significant grammatical errors or unnatural language. **This score**
↪ **should also be used if the response is not primarily natural language (e.g., a raw list of keywords, unformatted**
↪ **data).**
- * **1**: The response is grammatically incorrect, nonsensical, or unreadable. **This score must be used if the response**
↪ **consists entirely of non-natural language content like a code block, a JSON object, or a stack trace.**

5. Output Instruction
You will be provided with a "User Query" and a "Generated Response". You must evaluate the fluency of the response only.
↪ Your output **MUST** be a single integer from 1 to 5 and nothing else. Do not provide any reasoning, explanation, or
↪ additional text.
Your final output must be only one character: "1", "2", "3", "4", or "5".

Figure A10: Evaluation prompt for Fluency.