

Phase Plane Analysis on Time Scales for a Lotka–Volterra Competition Model

Sabrina H. Streipert¹ and Gail S. K. Wolkowicz²

¹Department of Mathematics, University of Pittsburgh, PA

²Department of Mathematics and Statistics, McMaster University, Canada

Abstract

In this work, we formulate a two-species Lotka–Volterra competition model on time scales. To derive the global dynamics of solutions of this planar model, we introduce a dynamic augmented phase plane analysis that extends the traditional phase plane analysis known to be a powerful tool in the analysis of planar differential equations. In the case of a constant graininess, the method is consistent with the augmented phase portrait introduced for the discrete space. However, for non-constant graininess, this augmented phase plane is time-dependent and therefore dynamic. Despite the dynamic character, we are able to identify time-independent information that allows the conclusion of the global dynamics of the introduced Lotka–Volterra competition model on time scales. The dynamic phase plane method, albeit only introduced in the context of this particular two-species competition model, it can be extended to other planar systems on time scales, providing a novel technique to study the global dynamics of planar systems on time scales.

1 Introduction

The theory of time scales, developed in [47], has gained attention due to its unifying character of continuous and discrete calculus and its resulting potential for real-life applications. By generalizing differentiation and integration to a general nonempty closed subset of the real numbers, called a time scale and denoted by \mathbb{T} , equations involving the (delta) derivative of an unknown function that describe a process evolving on the time domain \mathbb{T} can be formulated. For example, $\mathbf{y}^\Delta = A\mathbf{y} + \mathbf{b}$ is a system of linear dynamic equations, where \mathbf{y}^Δ is the time scales analogue of a derivative on the time domain \mathbb{T} , called (delta) derivative, $A \in \mathbb{R}^{n \times n}$, $\mathbf{b} \in \mathbb{R}^n$, and $\mathbf{y}: \mathbb{T} \rightarrow \mathbb{R}^n$. In the special case, when $\mathbb{T} = \mathbb{R}$, the delta derivative of $f: \mathbb{T} \rightarrow \mathbb{R}$ is identical to the classical derivative and in the special case of $\mathbb{T} = \mathbb{Z}$, the delta derivative is defined by the forward Euler operator so that $f^\Delta(t) = f(t+1) - f(t)$. The study of such *dynamic equations* on time scales unifies and extends the theories of differential and difference equations.

Since time scales allows for any nonempty closed subset of the real numbers, the time domain over which time-dependent processes take place could be, for example, the union of isolated points (e.g., $\mathbb{T} = \bigcup_i \{t_i\}$ for $t_i < t_{i+1}$ and $t_i \in \mathbb{R}$) or the union of continuous time intervals and isolated time points (e.g., $\mathbb{T} = \bigcup_{i=0}^{\infty} [a_i, b_i] \cup \{c_i\}$ for $a_i < b_i < c_i < a_{i+1}$ and $a_i, b_i, c_i \in \mathbb{R}$ for all $i \geq 0$), making it a suitable framework to study processes that change at non-equidistant time points. This is particularly useful if we describe, for example, different seasonal behaviors of species, where species reproduce continuously during one season but hibernate during another season [49, 57]. The theory of time scales is a modern field of applied analysis with established fundamentals (see, e.g., textbooks [49, 50]) and many nontrivial results including conditions for the existence and uniqueness of solutions to dynamic equations and Sturm-Liouville theory on time scales. Extensions have included perturbation theory [51], Liapunov stability analysis [52, 54, 53], and Laplace transforms [49, 50, 55].

Despite this progress on time scales, many analytical techniques that are well-established in the theory of differential equations remain open problems in the theory of time scales. One such powerful technique is the *phase plane analysis* that is a standard method used to assess the dynamics of planar differential equations. For example, the solutions to the popular two species Lotka–Volterra competition model can be fully determined by this phase plane analysis. Already considered ineffective in the study of planar discrete maps, this method has certainly been neglected in the study of time scales. Motivated by a recent advancement in [46], where the authors introduced an *augmented phase plane analysis* to provide insights into the global dynamics of discrete planar maps, we derive such technique for the general case of dynamic equations on time scales. More precisely, we formulate a *dynamic augmented phase plane analysis on time scales* to gain insights into planar dynamic equations. As an example, we introduce a time scales analogue of the two species Lotka–Volterra competition model and use our method to derive its global dynamics.

The Lotka–Volterra competition model is one of the classical mathematical models describing inter-specific competition, pioneered independently by Alfred J. Lotka [59] and Vito Volterra [60, 61]. These models became foundational for theoretical ecology and helped formalize ideas such as competitive exclusion and coexistence [62]. The classical two-species competition model is given by

$$x' = rx \left(1 - \frac{x}{K}\right) - \tilde{\alpha}xy, \quad y' = sy \left(1 - \frac{y}{L}\right) - \tilde{\beta}xy, \quad t \in \mathbb{R}, \quad (1)$$

where $x(t), y(t)$ represent the size of the two competing species at time $t \in \mathbb{R}$, $r, s > 0$ represent the intrinsic growth rates for species x and y , respectively, $K, L > 0$ are the corresponding carrying capacities, and $\tilde{\alpha}, \tilde{\beta} > 0$ give the strength of the competition between these two species.

A fundamental property of this model is that it admits four possible equilibria: extinction of both species, survival of only one species, or coexistence of both populations. The classical phase plane analysis can be used to describe the global dynamics and show that the outcome depends on the relative strength of intra- and inter-specific competition [2]. If inter-specific competition is sufficiently strong, one species excludes the other, leading to the classical *competitive exclusion* principle. In contrast, if intra-specific competition

dominates, the model predicts stable coexistence of the two species. These conclusions can be determined geometrically from the relative positions of the zero-growth isoclines in the (x, y) phase plane.

The following two species discrete model is often considered as its discrete analogue:

$$x_{t+1} = \frac{(1+r)x_t}{1 + \frac{r}{K}x_t + \tilde{\alpha}y_t}, \quad y_{t+1} = \frac{(1+s)y_t}{1 + \frac{s}{L}y_t + \tilde{\beta}x_t}, \quad t \in \mathbb{Z}, \quad (2)$$

where the interpretation of the parameters is the same as in (1), but instead, x_t, y_t represent the size of the two competing species at the discrete time points $t \in \mathbb{Z}$. This discrete planar system is also referred to as ‘‘Leslie–Gower’’ competition model and has been analyzed, for example in [18], using the theory of monotone flows. Analogue to the continuous dynamics, where, in the absence of a competitor, (1) reduces to logistic growth of the species so that solutions to positive initial conditions converge monotonically to its carrying capacity, the solutions of (2) also converge to their respective carrying capacities in the absence of the competitor. These similarities in the dynamics justify the claim that (2) is the discrete analogue of the continuous 2-species Lotka–Volterra competition model. In [46], the authors use their introduced augmented phase plane analysis to obtain the global dynamics of (2).

We are motivated to formulate a time scales analogue of this 2-species Lotka–Volterra competition model to study the effectiveness of our dynamic phase plane analysis on time scales. This essentially extends the work in (2) to an arbitrary time scale. Throughout, we assume that \mathbb{T} is an arbitrary time scale that is unbounded from above, i.e., there exists an infinite sequence $\{t_n\}$ such that $t_n \in \mathbb{T}$ and $\lim_{n \rightarrow \infty} t_n = \infty$. We assume that the reader is familiar with the basic time scales theory but provide a brief summary of preliminaries in the Appendix. The interested reader is referred to the introductory books [49, 50].

2 A Lotka–Volterra Competition Model on Time Scales

In order to formulate a time scales analogue of the 2-species Lotka–Volterra competition model, we recall that a key feature is that, in the absence of the competitor, the species grows logistically. We consider as single species ‘‘logistic growth’’ model

$$z^\Delta = -(\ominus r)z^\sigma \left(1 - \frac{z}{K}\right), \quad (3)$$

for $r, K > 0$ with $\ominus z = \frac{-z}{1+\mu(t)z}$. Note that (3) is equivalent to $z^\Delta = rz \left(1 - \frac{z^\sigma}{K}\right)$ proposed by [66] as well as the dynamic Beverton–Holt model introduced in [48] for $\alpha = \frac{r}{1+\mu r} = -(\ominus r)$. We remark that since $z^\sigma = z + \mu(t)z^\Delta$, see Remark A2, (3) can be equivalently expressed as

$$z^\Delta = \ominus(p(t) + f(t)z)z,$$

for $p(t) = \ominus r$ and $f(t) = -\frac{\ominus r}{K}$. Thus, (3) as well as its equivalent expressions in [48] and [66] are a special case of the proposed logistic growth models in [67], see also [50, p. 18].

If $\mathbb{T} = \mathbb{R}$, then (3) is $z' = rz \left(1 - \frac{z}{K}\right)$, consistent with the classical logistic growth model. If $\mathbb{T} = \mathbb{Z}$, then (3) is equivalent to the Beverton–Holt model since $\Delta z_t = -(\ominus r)z_{t+1} \left(1 - \frac{z_t}{K}\right) =$

$\frac{r}{1+r}z_{t+1}\left(1 - \frac{z_t}{K}\right)$ can be rewritten, after collecting the terms for z_{t+1} , as $z_{t+1} = \frac{K\rho z_t}{K+(\rho-1)z_t}$ with $\rho = r + 1$.

Remark 2.1. Note that if, instead of (3), we considered

$$z^\Delta = rz^\sigma\left(1 - \frac{z}{K}\right),$$

it implies, after rearranging,

$$z^\sigma = \frac{z}{1 - r\mu(t)\left(1 - \frac{z}{K}\right)}.$$

This expression shows that solutions could become negative for sufficiently large $\mu(t)$, resulting in biologically unrealistic values. We would then have to restrict the choice of time scales to ensure that the solutions remain nonnegative.

Instead, rearranging (3), we have

$$z^\sigma = \frac{(1 + r\mu(t))z}{1 + r\mu(t)\left(\frac{z}{K}\right)}.$$

It can easily be shown that solutions remain nonnegative for nonnegative initial conditions. In fact, (3) can be solved explicitly by considering the transformation $u = \frac{1}{z}$, which transforms the nonlinear dynamic equation into a linear nonhomogeneous dynamic equation (see Appendix 4).

Accepting (3) as time scales analogue of the Verhulst logistic growth model $z' = rz\left(1 - \frac{z}{K}\right)$, we propose the following dynamic system as a two-species competition model on time scales:

$$\begin{aligned} x^\Delta &= F(x^\sigma, y^\sigma, x, y) = -(\ominus r)x^\sigma\left(1 - \frac{x}{K} - \alpha y\right), & t \in \mathbb{T}, \\ y^\Delta &= G(x^\sigma, y^\sigma, x, y) = -(\ominus s)y^\sigma\left(1 - \frac{y}{L} - \beta x\right), & t \in \mathbb{T} \end{aligned} \quad (4)$$

with nonnegative initial conditions $x(t_0), y(t_0) \geq 0$ for some $t_0 \in \mathbb{T}$ and model parameters $r, s, \alpha, \beta, K, L > 0$.

If $\mathbb{T} = \mathbb{R}$, then (4) collapses to (1) for $\tilde{\alpha} = r\alpha$ and $\tilde{\beta} = r\beta$, because $x^\sigma = x$, $y^\sigma = y$ and $-(\ominus r) = r$, $-(\ominus s) = s$. Similarly, if $\mathbb{T} = \mathbb{Z}$, then (4) reduces to (2) with $\tilde{\alpha} = r\alpha$ and $\tilde{\beta} = s\beta^1$. We will strengthen our justification that (4) represents a time scales analogue of the classical Lotka–Volterra competition model by showing that the dynamics of (4) coincide with the well-known dynamics for these classical models (1) and (2).

We can express (4) also in the following two forms:

$$\begin{aligned} x^\sigma &= x + \mu x^\Delta = \frac{x(1 + r\mu(t))}{1 + r\mu(t)\left(\frac{x}{K} + \alpha y\right)}, \\ y^\sigma &= y + \mu y^\Delta = \frac{y(1 + s\mu(t))}{1 + s\mu(t)\left(\frac{y}{L} + \beta x\right)}, \end{aligned} \quad (5)$$

¹Alternatively, choosing $\alpha = \frac{\tilde{\alpha}}{r}$ and $\beta = \frac{\tilde{\beta}}{r}$ in (4) ensures that for $\mathbb{T} = \mathbb{R}$, (4) collapses to (1) and for $\mathbb{T} = \mathbb{Z}$, (4) collapses to (2).

and

$$\begin{aligned} x^\Delta &= \frac{rx(1 - \frac{x}{K} - \alpha y)}{1 + r\mu(t)(\frac{x}{K} + \alpha y)}, \\ y^\Delta &= \frac{sy(1 - \frac{y}{L} - \beta x)}{1 + s\mu(t)(\frac{y}{L} + \beta x)}, \end{aligned} \tag{6}$$

where we used that for a differentiable function f , $f^\sigma = f + \mu f^\Delta$ (see Appendix Remark A2).

To obtain the x - and y -nullclines of (4), we find curves in the nonnegative x, y -plane such that $x^\Delta = 0$ and $y^\Delta = 0$, respectively. For (4), we obtain the following functions for the nontrivial nullclines of the x -equation

$$x = h_0(y) \equiv 0 \quad \text{and} \quad y = h(x) := \frac{1}{\alpha} \left(1 - \frac{x}{K}\right) \tag{7}$$

and for the y -equation,

$$y = k_0(x) \equiv 0 \quad \text{and} \quad y = k(x) := L(1 - \beta x). \tag{8}$$

The equilibria, i.e., constant solutions, of (4) are:

$$E_0^* = (0, 0), \quad E_K^* = (K, 0), \quad E_L^* = (0, L), \quad E^* = (x^*, y^*) = \left(\frac{K(\alpha L - 1)}{\alpha\beta KL - 1}, \frac{L(\beta K - 1)}{\alpha\beta KL - 1} \right), \tag{9}$$

where the coexistence equilibrium E^* is (biologically) relevant/feasible (i.e., $x^* > 0$ and $y^* > 0$) if and only if $(\alpha L - 1)(\beta K - 1) > 0$. All four equilibria are consistent with the equilibria obtained for the classical 2-species Lotka–Volterra model.

3 Dynamic Phase Plane

We now introduce a method using what we refer to as the *dynamic phase plane*, that extends the classical phase plane analysis as well as the recently developed *augmented phase plane* for discrete planar models (see [46]), to models on time scales. We illustrate the dynamic phase plane on the example of the two species competition model formulated in Section 2.

3.1 Root-sets and Root-operators

For each nullcline of a planar dynamic system on time scales, we define the corresponding *root-set*.

Definition 3.1. [*Root-sets*] Consider (4).

Let $y = \ell(x)$, for $\ell: \mathbb{R} \rightarrow \mathbb{R}$, be a nullcline. The time-dependent root-set associated with the nullcline $y = \ell(x)$ is defined as

$$\mathcal{R}_\ell(t) := \{(x, y) : y + \mu(t)G(x^\sigma, y^\sigma, x, y) = \ell(x + \mu(t)F(x^\sigma, y^\sigma, x, y))\}.$$

If instead, $x = \widehat{\ell}(y)$ is a nullcline, where $\widehat{\ell}: \mathbb{R} \rightarrow \mathbb{R}$, then we define the root-set associated with the nullcline $x = \widehat{\ell}(y)$ as

$$\mathcal{R}_{\widehat{\ell}}(t) := \{(x, y) : x + \mu(t)F(x^\sigma, y^\sigma, x, y) = \widehat{\ell}(y + \mu(t)G(x^\sigma, y^\sigma, x, y))\}.$$

Based on Definition 3.1, the root-set associated with a nullcline is the preimage of the nullcline at the time point $\sigma(t)$ for any right-scattered points t . In other words, since $y^\sigma = y + \mu(t)G(x^\sigma, y^\sigma, x, y)$ and $x^\sigma = x + \mu(t)F(x^\sigma, y^\sigma, x, y)$, the root-set for the nullcline $y = \ell(x)$ are all points such that $y^\sigma = \ell(x^\sigma)$. Thus, at time point $\sigma(t)$, the y -value is on the associated nullcline. A key feature and difference from the work in [46] is that the root-set may be time-dependent if the graininess $\mu(t)$ is not constant.

If $\mathbb{T} = \mathbb{R}$, then, by Definition 3.1, $\mathcal{R}_\ell(t)$ simply consists of the points on the nullcline $y = \ell(x)$. Instead, if $\mathbb{T} = \mathbb{Z}$, then Definition 3.1 defines the root-set of the nullcline $y = \ell(x)$ as

$$\mathcal{R}_\ell(t) = \{(x, y) : y_{t+1} = \ell(x_{t+1})\}.$$

This is consistent with the root-sets defined in [46]. If \mathbb{T} is an arbitrary time scale and $t \in \mathbb{T}$ is right-dense, then the root-set $\mathcal{R}_\ell(t)$, at time t , consists of the nullclines (since $\mu(t) = 0$) but if $t \in \mathbb{T}$ is right-scattered, then $\mathcal{R}_\ell(t)$, at time t , takes the form

$$\mathcal{R}_\ell(t) = \{(x, y) : y^\sigma = \ell(x^\sigma) = \ell(x + \mu(t)x^\Delta)\}, \quad (10)$$

highlighting the time-dependent nature of the root-sets.

Definition 3.2 (Root-operator). *Consider (4) and let $y = \ell(x)$ for $\ell: \mathbb{R} \rightarrow \mathbb{R}$ be a nullcline. We define the Root-operator associated with $y = \ell(x)$ as*

$$\mathcal{L}_\ell(t, x^\sigma, y^\sigma, x, y) := y + \mu(t)G(x^\sigma, y^\sigma, x, y) - \ell(x + \mu(t)F(x^\sigma, y^\sigma, x, y)) = y^\sigma - \ell(x^\sigma).$$

If, instead, $x = \widehat{\ell}(y)$ for $\widehat{\ell}: \mathbb{R} \rightarrow \mathbb{R}$ is a nullcline. We define the Root-operator associated with $x = \widehat{\ell}(y)$ as

$$\mathcal{L}_{\widehat{\ell}}(t, x^\sigma, y^\sigma, x, y) := x + \mu(t)F(x^\sigma, y^\sigma, x, y) - \widehat{\ell}(y + \mu(t)G(x^\sigma, y^\sigma, x, y)) = x^\sigma - \widehat{\ell}(y^\sigma).$$

In particular, for (4), by Definition 3.2, for the trivial nullclines $x = h_0(y) \equiv 0$ and $y = k_0(x) \equiv 0$, we obtain

$$\mathcal{L}_{h_0}(t, x, y) = x + \mu(t)F(x^\sigma, y^\sigma, x, y) \stackrel{(5)}{=} \frac{x(1 + r\mu(t))}{1 + r\mu(t)\left(\frac{x}{K} + \alpha y\right)}, \quad (11)$$

$$\mathcal{L}_{k_0}(t, x, y) = y + \mu(t)G(x^\sigma, y^\sigma, x, y) \stackrel{(5)}{=} \frac{y(1 + s\mu(t))}{1 + s\mu(t)\left(\frac{y}{L} + \beta x\right)}. \quad (12)$$

For $x, y \in (0, \infty)^2$, $\mathcal{L}_{h_0}(t, x, y) > 0$ and $\mathcal{L}_{k_0}(t, x, y) > 0$. Recall, for finite t , $\mu(t) < \infty$. Thus, for finite t , $\mathcal{L}_{h_0}(t, x, y) = 0$, if and only if $x = 0$ and $\mathcal{L}_{k_0}(t, x, y) = 0$ if and only if $y = 0$. Thus, the corresponding root-sets consist of the respective axis.

For (4), and the nontrivial nullclines given in (7)-(8), we have, by Definition 3.2,

$$\begin{aligned} \mathcal{L}_h(t, x, y) &= \frac{y(1 + s\mu)}{1 + s\mu\left(\frac{y}{L} + \beta x\right)} - \frac{1}{\alpha} + \frac{1}{\alpha K} \frac{x(1 + r\mu)}{1 + r\mu\left(\frac{x}{K} + \alpha y\right)}, \\ \mathcal{L}_k(t, x, y) &= \frac{y(1 + s\mu)}{1 + s\mu\left(\frac{y}{L} + \beta x\right)} - L + L\beta \frac{x(1 + r\mu)}{1 + r\mu\left(\frac{x}{K} + \alpha y\right)}. \end{aligned} \quad (13)$$

For a right-dense point, $\mathcal{L}_h(t, x, y) = y(t) - h(x(t))$ and $\mathcal{L}_k(t, x, y) = y(t) - k(x(t))$.

To discuss the dynamics of (4), we make use of the signs of the Root-operators associated with the nullclines, $\mathcal{L}_h(t, x, y)$ and $\mathcal{L}_k(t, x, y)$ in regions of the $\text{int}\mathbb{R}_+^2$. In order to do this, the following observations and notation will be useful.

We can express the Root-operators in (13) as rational functions in the graininess $\mu(t)$. More precisely,

$$\mathcal{L}_h(t, x, y) = \frac{a_2(x, y)\mu^2(t) + a_1(x, y)\mu(t) + a_0(x, y)}{\alpha(K + r\mu(t)x + \alpha r\mu(t)Ky)(L + \beta s\mu(t)Lx + s\mu(t)y)}, \quad (14)$$

where

$$\begin{aligned} a_0(x, y) &= L(x - K + \alpha yK) = \alpha KL(y - h(x)), \\ a_1(x, y) &= \beta sLx(x - K) + y(s(x - K) + \alpha L(r(x - K) + sK)) + r\alpha^2 y^2 KL, \\ a_2(x, y) &= \alpha rsy(yK(\alpha L - 1) + xL(1 - \beta K)). \end{aligned} \quad (15)$$

Since the denominator of $\mathcal{L}_h(t, x, y)$ is always positive, its sign is determined by the sign of its numerator, $N_a(t, x, y) = a_2(x, y)\mu^2(t) + a_1(x, y)\mu(t) + a_0(x, y)$.

$$\frac{\partial a_1(x, y)}{\partial x} = -s\beta KL + 2s\beta Lx + (r\alpha L + s)y \quad (16)$$

and

$$\frac{\partial a_1(x, y)}{\partial y} = -K(r\alpha L + s(1 - \alpha L)) + (r\alpha L + s)x + 2r\alpha^2 KLy. \quad (17)$$

Note that $a_1(x, y)$ is convex in x for fixed y and convex in y for fixed x , since

$$\frac{\partial^2 a_1(x, y)}{\partial x^2} = 2s\beta L > 0 \quad \text{and} \quad \frac{\partial^2 a_1(x, y)}{\partial y^2} = 2r\alpha^2 KL > 0. \quad (18)$$

Similarly, by (13),

$$\mathcal{L}_k(t, x, y) = \frac{L(b_2(x, y)\mu^2(t) + b_1(x, y)\mu(t) + b_0(x, y))}{(K + r\mu(t)x + \alpha r\mu(t)Ky)(L + \beta s\mu(t)Lx + s\mu(t)y)}, \quad (19)$$

where

$$\begin{aligned} b_0(x, y) &= KL(y - k(x)), \\ b_1(x, y) &= L(sx\beta K(y - k(x)) + rxL(\beta K - 1) + \alpha ryK(y - L) + rxy), \\ b_2(x, y) &= rs\beta Lx(Lx(\beta K - 1) + Ky(1 - \alpha L)). \end{aligned} \quad (20)$$

Again, since the denominator of $\mathcal{L}_k(t, x, y)$ is always positive, the sign is determined by its numerator, $N_b(t, x, y) = b_2(x, y)\mu^2(t) + b_1(x, y)\mu(t) + b_0(x, y)$.

$$\frac{\partial b_1(x, y)}{\partial x} = L^2(r(\beta K - 1) - s\beta K) + 2s\beta^2 KL^2x + L(r + s\beta K)y \quad (21)$$

and

$$\frac{\partial b_1(x, y)}{\partial y} = -\alpha rKL^2 + L(r + s\beta K)x + 2\alpha KLry. \quad (22)$$

Note that b_1 is convex in x for fixed y and convex in y for fixed x , since

$$\frac{\partial^2 b_1}{\partial x^2} = 2s\beta^2 KL^2 > 0 \quad \text{and} \quad \frac{\partial^2 b_1}{\partial y^2} = 2\alpha rKL > 0. \quad (23)$$

3.2 Global Analysis of the Time Scales Lotka–Volterra Model

We now analyze the dynamics of (4) for nonnegative initial conditions and time scales that are unbounded from above. To obtain the global dynamics of the solutions, we use the newly defined root-sets and Root-operators for nontrivial nullclines.

The following notation will be used in the proofs that follow.

For any set Λ , let $\bar{\Lambda}$ denote the closure of the set Λ , $\text{int}\Lambda$, the interior of the set Λ , and $\partial\Lambda$, the boundary of the set Λ .

Theorem 3.3. *Let $\ell: \mathbb{R} \rightarrow \mathbb{R}$ be continuous such that $y = \ell(x)$ is a nullcline for the x -equation. If $\mathcal{L}_\ell(t_0, x_0, y_0) > 0$, then there exists $\epsilon > 0$ such that $y(t) > \ell(x(t))$ for $t \in [t_0, t_0 + \epsilon]$, where $x(t_0) = x_0$ and $y(t_0) = y_0$. If t_0 is right-scattered, then $y(t) > \ell(x(t))$ for $t \in [t_0, \sigma(t_0)]$. If $\mathcal{L}_\ell(t_0, x_0, y_0) < 0$, then there exists $\delta > 0$ such that $y(t) < \ell(x(t))$ for $t \in [t_0, t_0 + \delta]$, where $x(t_0) = x_0$ and $y(t_0) = y_0$. If t_0 is right-scattered, then $y(t) < \ell(x(t))$ for $t \in [t_0, \sigma(t_0)]$.*

Proof. If t_0 is right-scattered, by the definition of the Root-operator, $\mathcal{L}_\ell(t_0, x, y) > 0$ implies that $y^\sigma(t_0) > \ell(x^\sigma(t_0))$. If t_0 is right-dense, then $\mathcal{L}_\ell(t_0, x_0, y_0) > 0$ implies that $y(t_0) > \ell(x(t_0))$. Since t_0 is right-dense, $\sigma(t_0) = t_0$. Therefore there exists $\{t_n\}_n \subset \mathbb{T}$ such that $t_n > t_{n+1} > \dots > t_0$ with $\lim_{n \rightarrow \infty} t_n = t_0$. Let $y_0 := y(t_0)$ and $x_0 := x(t_0)$. Since $y_0 > \ell(x_0)$, by the continuity of ℓ , there exists $\epsilon > 0$ such that $y > \ell(x)$ for all $y \in [y_0 - \epsilon, y_0 + \epsilon]$ and $x \in [x_0 - \epsilon, x_0 + \epsilon]$. Furthermore, since (x, y) is a solution to (4), they are delta-differentiable and therefore, by [49, Theorem 1.16i)] continuous and by [49, Theorem 1.60] rd-continuous. That is, $x, y: \mathbb{T} \rightarrow \mathbb{R}$ are continuous (from the right) at any right-dense point (here t_0). Thus, there exists $\delta > 0$ such that $y(t) > \ell(x(t))$, for all $t \in (t_0, t_0 + \delta]$. \square

The following results are basic but crucial observations for solutions of (4). The first proposition ensures that solutions to (4) are biologically relevant, supporting the claim that (4) is biologically meaningful to represent a two-species competition model.

Proposition 3.4. *Consider (4).*

- a) *The interior of the first quadrant is positively invariant, i.e., if $x(T) > 0$ and $y(T) > 0$, then $x(t) > 0$ and $y(t) > 0$, for all $t \geq T, t \in \mathbb{T}$.*
- b) *The axes in the first quadrant are positively invariant, i.e., if $x(T) = 0$, and $y(T) \geq 0$, then $x(t) = 0$ and $y(t) \geq 0$ for all $t \geq T, t \in \mathbb{T}$ and if $y(T) = 0$, and $x(T) \geq 0$, then $y(t) = 0$ and $x(t) \geq 0$ for all $t \geq T, t \in \mathbb{T}$.*

Proof. a) By (11), $\mathcal{L}_{h_0}(t, x, y) > 0$ for $x > 0$, and by (12), $\mathcal{L}_{k_0}(t, x, y) > 0$ for $y > 0$. Thus, for $x_0, y_0 > 0$, $\mathcal{L}_{h_0}(t, x_0, y_0) > 0$ and $\mathcal{L}_{k_0}(t, x_0, y_0) > 0$. By Theorem 3.3, $x(t), y(t) > 0$ for all $t > t_0$.

b) Assume that there exists T such that $x(T) = 0$ and $y(T) \geq 0$. To show that $x(t) = 0$ for all $t \geq T$, we proceed by contradiction. First, note that $x(t) \equiv 0$ and by Proposition A13, $y(t) = \frac{e_s(t, T)Ly(T)}{L+y(T)(e_s(t, T)-1)}$ is a solution to (4). Furthermore, by [49, Theorem 8.16], there exists $\alpha > 0$ such that there exists a unique solution for $[T - \alpha, T + \alpha]$, where, if T is right-scattered, the solution is unique for $[T - \alpha, \sigma(T)]$. Since $x(t) \equiv 0$ and by Proposition A13,

$y(t) = \frac{e_s(t,T)Ly(T)}{L+y(T)(e_s(t,T)-1)}$ is a solution, these two solutions must be the same on their interval of existence, $[T, T + \beta]$ for $\beta \geq \max\{\alpha, \sigma(T)\}$. Since this holds for all $T > 0$, it implies that any solution for which $x(T) = 0$, $x(t) = 0$ for all $t \geq T$ and $y(t) = \frac{e_s(t,T)Ly(T)}{L+y(T)(e_s(t,T)-1)}$, for all $t \geq T$. \square

The nonnegativity of the solutions formulated in Proposition 3.4 allows us to prove the biologically relevant property that solutions are bounded.

Theorem 3.5. *Consider (4). Solutions with nonnegative initial conditions are bounded.*

Proof. To show that solutions with nonnegative initial conditions are bounded, note that since $-(\ominus r) = \frac{r}{1+\mu r} > 0$, $x^\sigma \geq 0$ by (5), and $y(t) \geq 0$ by Proposition 3.4,

$$x^\Delta = -(\ominus r)x^\sigma \left(1 - \frac{x}{K} - \alpha y\right) \leq -(\ominus r)x^\sigma \left(1 - \frac{x}{K}\right).$$

Let $u = \frac{1}{x}$. Then, $u^\Delta = -\frac{x^\Delta}{xx^\sigma} = (\ominus r)u - (\ominus r)\frac{1}{K} - (\ominus r)\alpha uy$ and since $-(\ominus r) > 0$ the above inequality implies that

$$u^\Delta \geq (\ominus r)u - (\ominus r)\frac{1}{K}.$$

Then, for $v = -u$, we have

$$v^\Delta \leq (\ominus r)v + (\ominus r)\frac{1}{K}.$$

Since $1 + \mu(\ominus r) = 1 + \mu\frac{-r}{1+\mu r} = \frac{1}{1+\mu r} > 0$, $(\ominus r) \in \mathcal{R}^+$ and $(\ominus r)\frac{1}{K} \in \mathcal{C}_{rd}$, by Theorem A8,

$$\begin{aligned} v(t) &\leq e_{(\ominus r)}(t, t_0)v(t_0) + \int_{t_0}^t e_{(\ominus r)}(t, \sigma(s))(\ominus r)\frac{1}{K}\Delta s \\ &\stackrel{(32)}{=} e_{(\ominus r)}(t, t_0)v(t_0) + \frac{1}{K}(e_{(\ominus r)}(t, t_0) - 1). \end{aligned}$$

Thus,

$$u(t) \geq \frac{1}{K}(1 - e_{(\ominus r)}(t, t_0)) + e_{(\ominus r)}(t, t_0)u(t_0). \quad (24)$$

Since $(\ominus r) \in \mathcal{R}^+$, $e_{\ominus r}(t, t_0) > 0$, (see Remark A5 f)). Also, $e_{(\ominus r)}(t, t_0) = e_{-p}(t, t_0)$ for $p := -(\ominus r) = \frac{r}{1+\mu(t)r} > 0$. Since p is nonnegative and $-p \in \mathcal{R}^+$, we apply Lemma A9 to conclude that for $t > t_0$,

$$e_{-p}(t, t_0) \leq e^{-\int_{t_0}^t p(s)\Delta s} = e^{\int_{t_0}^t (\ominus r)\Delta s} = e^{-\int_{t_0}^t \frac{r}{1+\mu(s)r}\Delta s} < 1.$$

Thus, $1 - e_{(\ominus r)}(t, t_0) > 0$ and we obtain, after substituting back for $x(t)$, again using $u(t) = \frac{1}{x(t)}$ in (24),

$$x(t) \leq \frac{Kx(t_0)}{x(t_0)(1 - e_{(\ominus r)}(t, t_0)) + Ke_{(\ominus r)}(t, t_0)}.$$

Since $e_{(\ominus r)}(t, t_0) \in [0, 1]$, the solution is bounded.

The argument to show that $y(t)$ is bounded is similar. \square

We next provide the following crucial result that will assist us in discussing the global dynamics. For the proof, we define

$$\mu_m := \liminf_{t \rightarrow \infty, t \in \mathbb{T}} \mu(t), \quad \mu_M := \limsup_{t \rightarrow \infty, t \in \mathbb{T}} \mu(t).$$

Proposition 3.6. *Consider model (4). If there exists $T \in \mathbb{T}$ such that both components are componentwise monotone for all $t \geq T$, then the solution converges to an equilibrium as $t \rightarrow \infty$ ².*

Proof. By Theorem 3.5, all solutions are bounded. Since they are also eventually monotonic, and \mathbb{T} is unbounded, they must both converge to finite values. Assume that $(x(t), y(t)) \rightarrow (\tilde{x}, \tilde{y})$ as $t \rightarrow \infty$. To show that the solution converges to an equilibrium, we show that $(x^\Delta, y^\Delta) \rightarrow (0, 0)$ as $t \rightarrow \infty$ and hence (\tilde{x}, \tilde{y}) is an equilibrium.

First note that if \mathbb{T} is eventually right-dense, then the result follows directly from the classical theory of differential equations.

Next, consider the case, when $\mu_m = \infty$. Since (x, y) converges to (\tilde{x}, \tilde{y}) ,

$$\tilde{x} = \lim_{t \rightarrow \infty} x^\sigma(t) \stackrel{(5)}{=} \lim_{t \rightarrow \infty} \frac{x(t)(1 + r\mu(t))}{1 + r\mu(t) \left(\frac{x(t)}{K} + \alpha y(t) \right)} = \lim_{t \rightarrow \infty} \frac{x(t) \left(\frac{1}{\mu(t)} + r \right)}{\frac{1}{\mu(t)} + r \left(\frac{x(t)}{K} + \alpha y(t) \right)} = \frac{\tilde{x}}{\frac{\tilde{x}}{K} + \alpha \tilde{y}}.$$

Similarly,

$$\tilde{y} = \frac{\tilde{y}}{\frac{\tilde{y}}{L} + \beta \tilde{x}}.$$

Solving these two equations for (\tilde{x}, \tilde{y}) gives the equilibrium values found in (9).

We distinguish between two cases: a) $\mu_M > 0$ and b) $\mu_M = 0$. In fact, we will show the second part more generally for any $0 \leq \mu_m \leq \mu_M < \infty$.

Case a): Assume $\mu_M > 0$. Since $\mu_M = \limsup_{t \rightarrow \infty} \mu(t)$, there exists $\{t_i\} \subset \mathbb{T}$ such that $\lim_{i \rightarrow \infty} t_i = \infty$ and $\lim_{i \rightarrow \infty} \mu(t_i) = \mu_M$. Since

$$\tilde{x} = \lim_{t \rightarrow \infty} x^\sigma(t) = \lim_{i \rightarrow \infty} x^\sigma(t_i) \stackrel{(5)}{=} \lim_{i \rightarrow \infty} \frac{x(t_i)(1 + r\mu(t_i))}{1 + r\mu(t_i) \left(\frac{x(t_i)}{K} + \alpha y(t_i) \right)} = \frac{\tilde{x}(1 + r\mu_M)}{1 + r\mu_M \left(\frac{\tilde{x}}{K} + \alpha \tilde{y} \right)}$$

Thus,

$$\tilde{x} = \frac{\tilde{x}(1 + r\mu_M)}{1 + r\mu_M \left(\frac{\tilde{x}}{K} + \alpha \tilde{y} \right)} \quad (25)$$

Similarly, for \tilde{y} ,

$$\tilde{y} = \frac{\tilde{y}(1 + s\mu_M)}{1 + s\mu_M \left(\frac{\tilde{y}}{L} + \beta \tilde{x} \right)}. \quad (26)$$

Solving (25) and (26), assuming that $\mu_M > 0$, (\tilde{x}, \tilde{y}) must be an equilibrium as provided in (9). Note that if μ_M is infinite, then there exists $\{t_i\} \subset \mathbb{T}$ such that $\lim_{i \rightarrow \infty} t_i = \infty$. Then,

$$\tilde{x} = \lim_{i \rightarrow \infty} \frac{x(t_i)(1 + r\mu(t_i))}{1 + r\mu(t_i) \left(\frac{x(t_i)}{K} + \alpha y(t_i) \right)} = \lim_{i \rightarrow \infty} \frac{x(t_i) \left(\frac{1}{\mu(t_i)} + r \right)}{\frac{1}{\mu(t_i)} + r \left(\frac{x(t_i)}{K} + \alpha y(t_i) \right)} = \frac{\tilde{x}}{\frac{\tilde{x}}{K} + \alpha \tilde{y}}$$

²We say $f: \mathbb{T} \rightarrow \mathbb{R}$ converges to $\bar{f} \in \mathbb{R}$ as $t \rightarrow \infty$ if, for any sequence $\{t_i\}_0^\infty$ with $t_i < t_{i+1}$ for all $i \in \mathbb{N}$ and $\lim_{i \rightarrow \infty} t_i = \infty$, $\lim_{i \rightarrow \infty} f(t_i) = \bar{f}$.

and similarly,

$$\tilde{y} = \frac{\tilde{y}}{\frac{\tilde{y}}{L} + \beta\tilde{x}},$$

which again has only an equilibrium as solution.

Case b) Assume now $\mu_M = 0$. This implies that $\mu_m = \mu_M = 0$ so that $\lim_{t \rightarrow \infty} \mu(t) = 0$. Then, by (6),

$$\lim_{t \rightarrow \infty} x^\Delta(t) = r\tilde{x} \left(1 - \frac{\tilde{x}}{K} - \alpha\tilde{y} \right) := \epsilon_x$$

and similarly,

$$\lim_{t \rightarrow \infty} y^\Delta(t) = s\tilde{y} \left(1 - \frac{\tilde{y}}{L} - \beta\tilde{x} \right) := \epsilon_y.$$

For the sake of contradiction, suppose that (\tilde{x}, \tilde{y}) is not an equilibrium. Then, ϵ_x, ϵ_y cannot be both zero. If $\epsilon_x \neq 0$, we may assume (without loss of generality) that $\epsilon_x > 0$. Then, since $\lim_{t \rightarrow \infty} x^\Delta \epsilon_x > 0$, there exists T such that $x^\Delta(t) > \frac{\epsilon_x}{2}$ for all $t \geq T$. Then, by Lemma A12, $\lim_{t \rightarrow \infty} x(t) = \infty$. Note that if $\epsilon_x < 0$, then, by a similar argument, $\lim_{t \rightarrow \infty} x(t) = -\infty$. In either case, the solution is unbounded, violating Theorem 3.5. A similar argument applied to the case when $\epsilon_y \neq 0$ completes the contradiction. \square

3.2.1 Global Dynamics: No interior equilibrium

Assume that the nullclines $y = h(x)$ and $y = k(x)$ do not intersect in \mathbb{R}^+ so that there is no interior equilibrium. This occurs when

(I) $\alpha L > 1$ and $\beta K < 1$ or

(II) $\alpha L < 1$ and $\beta K > 1$.

We provide the analysis for (I). The analysis for (II) is similar. We consider strict inequalities but the same analysis can be completed if one of the inequalities is replaced by an equality. In this case, $h(x) < k(x)$ for all $x \in (0, \beta^{-1})$ with $h(x) > 0$ for $x \in (0, K)$ and $k(x) > 0$ for $x \in (0, \beta^{-1})$.

Lemma 3.7. *Consider (4) with $\alpha L > 1$ and $\beta K < 1$. Then, the following hold:*

a) $\mathcal{L}_h(t, x, y) > 0$ for all $x > 0$, $y > \max\{0, h(x)\}$, and $t \in \mathbb{T}$.

b) $\mathcal{L}_k(t, x, y) < 0$ for all $x > 0$, $0 < y < k(x)$, and $t \geq 0$.

Proof. a) First, recall that the sign of $\mathcal{L}_h(t, x, y)$ is determined by the signs of $a_i(x, y)$, $i = 0, 1, 2$, given in (15). Let $x > 0$. If $y > \max\{0, h(x)\}$, then, $a_0(x, y) > 0$. Furthermore, $a_2(x, y) > 0$, since $L\alpha > 1$ and $\beta K < 1$.

It therefore suffices to show that $a_1(x, y) > 0$. If $x \geq K$, then $a_1(x, y) > 0$. If $0 < x < K$, then since $y > h(x) = \frac{1}{\alpha} - \frac{x}{\alpha K}$, (see (7)) and using that (17) is linear in y with positive coefficient, we have

$$\frac{\partial a_1(x, y)}{\partial y} \geq \frac{\partial a_1(x, y)}{\partial y} \Big|_{y=h(x)} = -K(r\alpha L + s(1 - \alpha L)) + (r\alpha L + s)x + 2r\alpha^2 K L h(x)$$

$$= sx + Ks(\alpha L - 1) + \alpha rL(K - x) > 0.$$

This implies that $a_1(x, y)$ is increasing in y . Thus, for $0 < x < K$ and $y > h(x)$,

$$\begin{aligned} a_1(x, y) > a_1(x, h(x)) &= \frac{s(K-x)(K(\alpha L - 1) + x(1 - \alpha\beta LK))}{\alpha K} \\ &\stackrel{\beta K < 1}{>} \frac{s(K-x)(K(\alpha L - 1) + x(1 - \alpha L))}{\alpha K} = \frac{s(K-x)^2(\alpha L - 1)}{\alpha K} > 0, \end{aligned} \quad (27)$$

where the last inequality holds, because $\alpha L > 1$.

b) The sign of $\mathcal{L}_k(t, x, y)$ is determined by the signs of $b_i(x, y)$, $i = 0, 1, 2$, defined in 20.

Now, since in this case, $0 < y < k(x)$, $b_0(x, y) < 0$. Also, since $\beta K < 1$ and $\alpha L > 1$, it follows that $b_2(x, y) < 0$. Thus, to complete the claim, it suffices to show that $b_1(x, y) < 0$ for $0 < y < k(x)$. Note that if $0 < y < k(x)$, then $y < k(0) = L$, because $k(x)$ is decreasing in x . We can therefore focus on $0 < y < L$ and $y < k(x)$.

By (23), for any fixed x , $b_1(x, y)$ defined in (20) is a convex function of y , and hence the maximum must occur on the boundary of the region $\{(x, y) \in [0, \infty)^2 : y \leq k(x)\}$.

(i) On the line segment $x = 0$ and $0 \leq y \leq L$, $b_1(0, y) = \alpha r y L (y - L) \leq 0$.

(ii) On the line segment $y = 0$ and $0 \leq x \leq \frac{1}{\beta}$, $b_1(x, 0) = L^2 x (r(\beta K - 1) + s\beta K(\beta x - 1)) \leq 0$.

(iii) On the line segment $y = k(x)$ for $0 \leq x \leq \frac{1}{\beta}$,

$$b_1(x, k(x)) = r x \beta L^2 (K(1 + \alpha L(\beta x - 1)) - x)$$

with

$$\frac{db_1(x, k(x))}{dx} = 2rL^2 \left(-1 + \beta \left(\alpha\beta K L x - \frac{3}{2}\alpha K L + \frac{1}{2}K + x \right) \right)$$

and

$$\frac{d^2b_1(x, k(x))}{dx^2} = 2r\beta L^2(\alpha\beta K L + 1) > 0.$$

Therefore, $b_1(x, k(x))$ is convex and the maximum is attained at an end point, shown to be non-positive at the end points in (i) and (ii) above. Note also that $b_1(x, y) = 0$ if and only if $(x, y) = (0, L)$, $(0, 0)$, or $(\frac{1}{\beta}, 0)$. Therefore, the result follows. □

As in the classical representation of a phase plane, we subdivide the positive cone into regions separated by nullclines. In this case, we therefore obtain the representation in Fig. 1 with the middle region Ω_2 and the two other regions located above, Ω_3 , and below, Ω_1 . More precisely,

$$\begin{aligned} \Omega_1 &= \{(x, y) \in (0, \infty)^2 : y < h(x)\}, \\ \Omega_2 &:= \{(x, y) \in (0, \infty)^2 : \max\{0, h(x)\} \leq y \leq \max\{0, k(x)\}\}, \end{aligned}$$

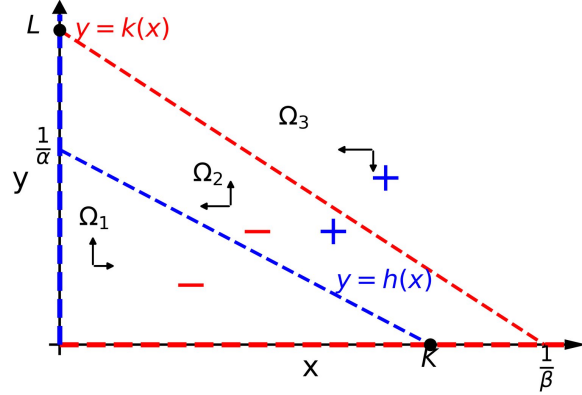


Figure 1: Regions considered with generic nullclines $y = h(x)$ and $y = k(x)$, in the case where $\alpha L > 1$ and $\beta K < 1$. The colored signs relate to the sign of the corresponding Root-operators \mathcal{L}_h (in blue) and \mathcal{L}_k (in red). The signs are based on the results in Lemma 3.10. The arrows represent the sign of x^Δ (horizontal) and y^Δ (vertical). Each region exhibits component-wise monotonicity.

$$\Omega_3 := \{(x, y) \in (0, \infty)^2: \max\{0, k(x)\} < y\}.$$

The classical representation is then extended by the information provided in Lemma 3.7 that reveals the signs of the Root-operators associated to the nullclines.

Theorem 3.8. *Consider (4) with $\alpha L > 1$ and $\beta K < 1$. Then, the region Ω_2 is positively invariant. Moreover, all solutions with positive initial conditions converge to the equilibrium $E_L^* = (0, L)$.*

Proof. To show that Ω_2 is positively invariant, let $(x, y) \in \Omega_2$ at some time point T . We first discuss the boundary points: a) $\{(x, y): y = 0, x \in [K, \frac{1}{\beta}]\}$, b) $\{(x, y): y = h(x), x \in (0, K)\}$, c) $\{(x, y): x = 0, y \in [\frac{1}{\alpha}, L]\}$, d) $\{(x, y): y = k(x), x \in (0, \frac{1}{\beta})\}$.

a) Assume first that there exists T such that $y = \max\{0, h(x)\} = 0$ and $K \leq x \leq \frac{1}{\beta}$. Clearly, if $x = K$, then the solution remains at this equilibrium, confirming that the solution remains in Ω_2 . If $K < x \leq \frac{1}{\beta}$, by (15), $a_0(x, 0) \geq 0$, $a_1(x, 0) > 0$, and $a_2(x, 0) > 0$ so that $\mathcal{L}_h(T, x, 0) \geq 0$ with equality iff $a_0(x, 0) = 0$ and $\mu(T) = 0$. Furthermore, by (13), $\mathcal{L}_k(T, x, 0) = -L + L\beta \frac{x(1+\mu r)}{1+\mu r \frac{x}{K}} = -k\left(\frac{x(1+\mu(T)r)}{1+\mu(T)r \frac{x}{K}}\right)$. Note that by (5), $\frac{x(T)(1+\mu(T)r)}{1+\mu(T)r \frac{x(T)}{K}}$ is the evaluation of $x^\sigma(T)$ when $y(T) = 0$. Since solutions are nonnegative, we know that $x^\sigma(T) \geq 0$ and by (6), since $x > K$, $x^\Delta(T) < 0$ so that $x^\sigma(T) \leq x(T)$. Thus, $k(x^\sigma(T)) > k(x(T)) \geq 0$ and therefore $\mathcal{L}_k(T, x, 0) < 0$. By Theorem 3.3, there exists $\epsilon > 0$ such that $(x(t), y(t))$ remains above the line $y = \max\{0, h(x)\}$ and below the line $y = k(x)$ for all $t \in (T, T + \epsilon)$.

b) We continue the boundary discussion by assuming that there exists T such that $x(T) \in (0, K)$ and $y(T) = h(x(T))$. The latter implies that $x^\sigma(T) = x(T)$. By the definition of the Root-operators in Def. 3.2, we have

$$\mathcal{L}_h(T, x, y) = y^\sigma(T) - h(x^\sigma(T)) = y^\sigma(T) - h(x(T)) = y(T) + \mu(T)y^\Delta(T) - h(x(T))$$

and since $y^\Delta(T) > 0$ for $y = h(x)$ and $x \in (0, K)$, $\mathcal{L}_h(T, x, y) \geq 0$ with equality iff $\mu(T) = 0$. Using Def. 3.2, we also have

$$\begin{aligned}
\mathcal{L}_k(T, x, y) &= y^\sigma - k(x^\sigma(T)) = y^\sigma - k(x(T)) = y(T) + \mu(T)y^\Delta(T) - k(x(T)) \\
&= h(x(T)) + \mu(T)y^\Delta(T) - k(x(T)) \\
&\stackrel{(6)}{=} h(x(T)) - k(x(T)) + \mu(T) \frac{sy(T)(k(x(T)) - y(T))}{L + s\mu(T)(y(T) + \beta Lx(T))} \\
&= h(x(T)) - k(x(T)) + \mu(T) \frac{sh(x(T))(k(x(T)) - h(x(T)))}{L + s\mu(T)(y(T) + \beta Lx(T))} \\
&= -(k(x(T)) - h(x(T))) \left\{ 1 - \mu(T) \frac{sy(T)}{L + s\mu(T)(y(T) + \beta Lx(T))} \right\} < 0,
\end{aligned}$$

because $k(x(T)) > h(x(T))$ and $\frac{\mu(T)sy(T)}{s\mu(T)y(T) + L(1 + \mu(T)\beta sx(T))} < 1$. By Theorem 3.3, this implies the existence of $\epsilon > 0$ such that $(x(t), y(t)) \in \bar{\Omega}_2$ for $t \in (T, T + \epsilon)$.

c) Assume now that there exists T such that $x(T) = 0$ and $\frac{1}{\alpha} \leq y(T) \leq L$. Note that if $y(T) = L$, then this is an equilibrium and $(x(t), y(t)) = (0, L) \in \bar{\Omega}_2$ for all $t \geq T$. Thus, consider $y(T) \in [\frac{1}{\alpha}, L)$. Since $y(T) \geq \frac{1}{\alpha}$, we have, by (15), $a_0(0, y) \geq 0$ with equality iff $y(T) = \frac{1}{\alpha}$,

$$a_1(0, y) = r\alpha^2 y^2 KL + y(-Ks - \alpha LrK + sK\alpha L) = r\alpha yKL(\alpha y - 1) + yKs\alpha \left(L - \frac{1}{\alpha} \right) > 0$$

because $y \geq \frac{1}{\alpha}$ and $L > \frac{1}{\alpha}$. By the same reason, $a_2(0, y) > 0$.

By (20), $b_0(0, y) < 0$ and $b_1(0, y) < 0$ for $y < L$, and $b_2(0, y) = 0$. Hence, by applying Theorem 3.3 (twice), there exists $\epsilon > 0$ such that $(x(t), y(t)) \in \bar{\Omega}_2$ for $t \in (T, T + \epsilon)$.

d) Lastly, let us assume that there exists T such that $x(T) \in \left(0, \frac{1}{\beta}\right)$ and $y(T) = k(x(T))$. Then $y^\sigma(T) = y(T) = k(x(T))$ and, by Def. 3.2,

$$\mathcal{L}_k(T, x, y) = y^\sigma(T) - k(x^\sigma(T)) = k(x(T)) - k(x(T) + \mu(T)x^\Delta(T)).$$

Since $y(T) = k(x(T)) > h(x(T))$, $x^\sigma(T) \leq x(T)$ with equality iff $\mu(T) = 0$. Given that $y = k(x)$ is a decreasing function, $k(x(T)) \geq k(x^\sigma(T))$ so that $\mathcal{L}_k(T, x, y) \leq 0$ with equality iff $\mu(T) = 0$. Similarly,

$$\begin{aligned}
\mathcal{L}_h(T, x, y) &= y^\sigma(T) - h(x^\sigma(T)) = y(T) - h(x(T) + \mu(T)x^\Delta(T)) \\
&= k(x(T)) - \frac{1}{\alpha} + \frac{1}{\alpha K}x(T) + \frac{1}{\alpha K}\mu(T)x^\Delta(T) \\
&= k(x(T)) - h(x(T)) + \frac{1}{\alpha K}\mu(T)x^\Delta(T) \\
&\stackrel{(6)}{=} k(x(T)) - h(x(T)) + \frac{1}{\alpha K}\mu(T) \frac{rx(T)\alpha(h(x(T)) - y(T))}{1 + r\mu(T)\left(\frac{x(T)}{K} + \alpha y(T)\right)} \\
&= (k(x(T)) - h(x(T))) \left\{ 1 - \frac{r\mu(T)\frac{x(T)}{K}}{1 + r\mu(T)\left(\frac{x(T)}{K} + \alpha y(T)\right)} \right\} \geq 0
\end{aligned}$$

with equality iff $\mu(T) = 0$. Since $\mathcal{L}_k(T, x, y) \leq 0$ and $\mathcal{L}_h(T, x, y) \geq 0$, we apply Theorem 3.3 (twice), to confirm that there exists $\epsilon > 0$ such that $(x(t), y(t)) \in \overline{\Omega}_2$ for $t \in (T, T + \epsilon)$. This completes the boundary cases of Ω_2 .

By Lemma 3.7a), $\mathcal{L}_h(T, x, y) > 0$. Therefore, by Theorem 3.3, there exists $\epsilon_1 > 0$ such that $y(t) > h(x(t))$ for $t \in [T, T + \epsilon_1]$, where $T + \epsilon_1 \geq \sigma(T)$. By Lemma 3.7b), $\mathcal{L}_k(T, x, y) < 0$. Therefore, by Theorem 3.3, there exists $\epsilon_2 > 0$ such that $y(t) < k(x(t))$ for $t \in [T, T + \epsilon_2]$, where $T + \epsilon_2 \geq \sigma(T)$. Choosing $\epsilon = \min\{\epsilon_1, \epsilon_2\}$ confirms that the solution remains in Ω_2 .

Next, we show that all solutions with positive initial conditions converge to E_L^* . Since Ω_2 is positively invariant, and $x^\Delta > 0$ and $y^\Delta < 0$, whenever $(x, y) \in \Omega_2$, the componentwise monotonicity implies that, by Proposition 3.6, that (x, y) converges to an equilibrium in $\overline{\Omega}_2$, and E_L^* is the only possibility. It therefore suffices to show that for any $(x(0), y(0)) \notin \Omega_2$, there exists T such that $(x(T), y(T)) \in \Omega_2$.

Suppose there exists $T \in \mathbb{T}$ such that $y(T) = h(x(T))$, then $x^\Delta(T) = 0$ and $y^\Delta(T) > 0$. If T is right-scattered, then $y^\Delta(T) > 0$ implies that $y^\sigma(T) > y(T) = h(x(T)) = h(x^\sigma(T))$. Furthermore, since $y(T) = h(x(T)) < k(x(T))$, by Lemma 3.7b), $\mathcal{L}_k(T, x(T), y(T)) < 0$, so that $y^\sigma(T) < k(x^\sigma(T))$, confirming that $(x^\sigma(T), y^\sigma(T)) \in \Omega_2$. Instead, if T is right-dense and x, y are rd-continuous, $y^\Delta(T) > 0$ and $x^\Delta(T) = 0$ imply that there exists $\epsilon_2 > 0$ such that $y(t) > y(T)$ and $y(t) > h(x(t))$ for $t \in (T, T + \epsilon_2]$. Since $y(T) = h(x(T)) < k(x(T))$, by Lemma 3.7b), $\mathcal{L}_k(T, x(T), y(T)) < 0$ which implies by Theorem 3.3, that there exists $\epsilon_3 > 0$ such that $y(t) < k(x(t))$ for $t \in (T, T + \epsilon_3]$, where $T + \epsilon_3 \geq \sigma(T)$. Thus, there exists $\bar{\epsilon} := \min\{\epsilon_3, \epsilon_2\}$ such that $(x(t), y(t)) \in \Omega_2$ for $t \in [T, T + \bar{\epsilon}]$.

If there exists $T \in \mathbb{T}$ such that $y(T) = k(x(T))$, then $y^\Delta(T) = 0$ and $x^\Delta(T) < 0$. If T is right-scattered, then $y^\sigma(T) = y(T) = k(x(T)) < k(x^\sigma(T))$ since $y = k(x)$ is a decreasing function. Furthermore, by Lemma 3.7a), $\mathcal{L}_h(T, x, y) > 0$, so that $y^\sigma(T) > h(x^\sigma(T))$, confirming that $(x^\sigma(T), y^\sigma(T)) \in \Omega_2$. Instead, if T is right-dense, then there exists $\epsilon_1 > 0$ such that $x(t) < x(T)$ and, since y, x, h are rd-continuous, $y(t) < k(x(t))$ for $t \in (T, T + \epsilon_1]$. Since, by Lemma 3.7a), $\mathcal{L}_h(T, x(T), y(T)) > 0$, by Theorem 3.3, there exists $\epsilon_2 > 0$ such that $y(t) > h(x(t))$ for $t \in (T, T + \epsilon_2]$. Thus, there exists $\bar{\epsilon} = \min\{\epsilon_1, \epsilon_2, \epsilon_3\}$ such that $(x(t), y(t)) \in \Omega_2$ for $t \in (T, T + \bar{\epsilon}]$.

Recall that $\Omega_1 = \{(x, y) \in (0, \infty)^2 : y < h(x)\}$, see also Fig. 1. Let $(x(t_0), y(t_0)) \in \Omega_1$. Either i) $(x(t), y(t)) \in \overline{\Omega}_1$ for all $t > t_0$ or ii) there exists $T > 0$ such that $(x(T), y(T)) \notin \Omega_1$. i) If $(x(t), y(t)) \in \overline{\Omega}_1$ for all $t > t_0$, then, by Proposition 3.6, (x, y) converges to one of the equilibria in $\overline{\Omega}_1$, either $(0, 0)$ or $(K, 0)$. However, since $x^\Delta, y^\Delta > 0$ for $(x, y) \in \Omega_1$, neither of these equilibria can be approached. Thus, there must exist (a first) $T > t_0$ such that $(x(T), y(T)) \notin \Omega_1$, i.e., $y(T) \geq h(x(T))$. If $y(T) = h(x(T))$, then we proved above that $(x, y) \in \Omega_2$ for all $t > T$. If $y(T) > h(x(T))$, then by Lemma 3.7b), $y(T) < k(x(T))$, so that $(x(T), y(T)) \in \Omega_2$ and, by the above argument, $(x(t), y(t)) \in \Omega_2$ for all $t \geq T$ and the solution converges to E_L^* .

Finally, recall that $\Omega_3 := \{(x, y) \in (0, \infty)^2 : y > k(x)\}$. Let $(x(t_0), y(t_0)) \in \Omega_3$. Either i) $(x(t), y(t)) \in \overline{\Omega}_3$ for all $t > t_0$ or ii) there exists $T > 0$ such that $(x(T), y(T)) \notin \Omega_3$. If $(x(t), y(t)) \in \overline{\Omega}_3$ for all $t > t_0$, then, due to the componentwise monotonicity in Ω_3 , by Proposition 3.6, (x, y) converges to an equilibrium in $\overline{\Omega}_3$. The only equilibrium in $\overline{\Omega}_3$ is E_L^* , as we claim. If instead there exists (a first) $T > t_0$ such that $(x(T), y(T)) \notin \Omega_3$, then $y(T) \leq k(x(T))$. In the case of equality, the above discussion implies that

$(x(t), y(t)) \in \Omega_2$ for all $t > T$. If $y(T) > k(x(T))$, then since $(x(t), y(t)) \in \Omega_3$ for all $t < T$, $y(t) > h(x(t))$ for all $t < T$. In particular, for t_1 such that $\sigma(t_1) = T$. By Lemma 3.7a), $y^\sigma(t_1) = y(T) > h(x(T))$. This implies that $(x^\sigma(T), y^\sigma(T)) \in \Omega_2$, so that by the above argument, $(x(t), y(t)) \in \Omega_2$ for all $t \geq T$ and the solution converges to E_L^* . \square

An example of the quantum time scale $\mathbb{T} = q^{\mathbb{N}}$ with $q = 2$ is provided in Fig. 2. We also recall Fig. 1, that reveals the signs of the Root-operators that determine whether or not the next iterate lies above/below the corresponding nullcline. This example provides insights into how the Root-curves (solid curves) with respect to t . Here, as t increases in the time scale from $t = 2^0 = 1$ to $t = 2^3$, the corresponding root curves move further and further away (see subplot a) from the nullcline illustrating that iterations can enter the positively invariant region Ω_2 within one iteration, at some time point $t > 0$, despite being far away.

Subplots b)–f) illustrate the (color-coded) solutions to three different initial conditions with the relevant Root-curve for that particular time point. Since the Root-curves are time-dependent, the decision on whether the next iterate lies above or below the corresponding nullcline is determined by a time-dependent Root-curve. For example, consider the initial condition at time $2^0 = 1$ at $(x_0, y_0) = (2, 1)$, see pink iterates. Then, this point (circled) is above the corresponding Root-curve at $t = 0$ (see dark red), so that the next iterate, that is, (x_1, y_1) is above the corresponding nullcline $y = k(x)$, see b). However, to decide whether (x_2, y_2) is above or below the nullcline $y = k(x)$, the Root-curve \mathcal{R}_k at $t = 1$ has to be consulted (see c). Now, since (x_1, y_1) (circled) is below the Root-curve \mathcal{R}_k at time $t = 1$ (see red solid line in c), the next iterate, that is, (x_2, y_2) is below the nullcline $y = k(x)$. Recall further, from Lemma 3.7 and Fig. 1, that \mathcal{R}_h are below the nullcline $y = h(x)$ for all $t \geq 0$ so that iterates above $y = h(x)$ remain above that nullcline. Hence, (x_2, y_2) enters the positively invariant region and the orbit converges to $E_L^* = (L, 0)$.

3.2.2 Global Dynamics: An interior equilibrium exists

We now assume that $y = h(x)$ and $y = k(x)$ intersect in \mathbb{R}^+ . This occurs when

(III) $\alpha L > 1$ and $\beta K > 1$ or

(IV) $\alpha L < 1$ and $\beta K < 1$.

Here, strict inequality is necessary for all of the inequalities.

Proposition 3.9. *Define*

$$\mathcal{B}_0 := \{(x, y) \in [0, \infty)^2 : 0 \leq x \leq x^*, 0 \leq y \leq y^*\}$$

and

$$\mathcal{B}_1 := \{(x, y) \in (0, \infty)^2 : x \geq x^*, y \geq y^*\}.$$

If $(x, y) \in \mathcal{B}_0$, then $(x^\sigma, y^\sigma) \in \mathcal{B}_1$ if and only if $(x, y) = (x^*, y^*)$.

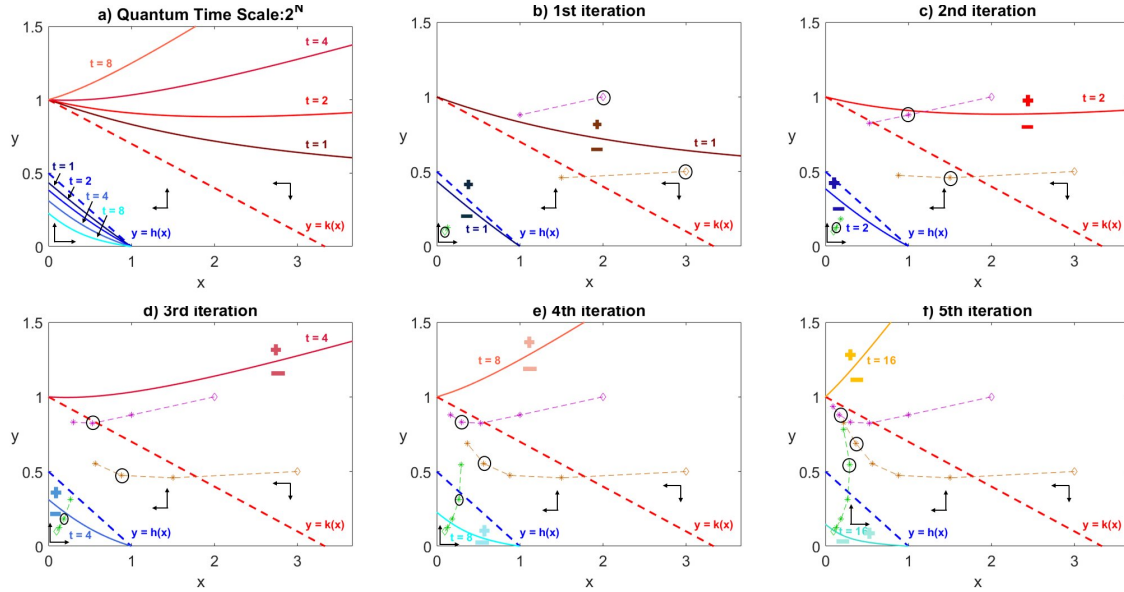


Figure 2: a) Dynamic augmented Phase Plane of (4) for the first few iterates on the quantum time scale $2^{\mathbb{N}}$. Here, the nontrivial y -nullcline is dashed and the Root-operators \mathcal{R}_k are solid lines in shades of red and the X -nullcline and \mathcal{R}_h are dashed and solid lines, respectively, in shades of blue. b)–f) First five iterations of solutions to three different initial values (color-coded), all initialized at $t = 2^0 = 1$ and illustrated by a diamond shape. The respective time-dependent Root-curve applies to the corresponding time iterate (circled). All represented solutions are in the positively invariant region in at most 5 iterations and then converge to the global asymptotic equilibrium $E_L^* = (L, 0)$. Here: $\alpha = 2, \beta = 0.3, r = 0.5, s = 0.3, K = L = 1$.

Proof. We proceed using proof by contradiction. Suppose that $(x, y) \in \mathcal{B}_0$ and $(x^\sigma, y^\sigma) \in \mathcal{B}_1$, i.e., $x^\sigma \geq x^*$ and $y^\sigma \geq y^*$, but $(x, y) \neq (x^*, y^*)$. Then, define $m(x, y) := 1 + \mu(t)r \left(\frac{x}{K} + \alpha y \right)$. It follows that

$$0 \leq x^\sigma - x^* \stackrel{(5)}{=} \frac{x(1 + r\mu(t))}{m(x, y)} - \frac{x^*(1 + r\mu(t))}{m(x^*, y^*)} = (1 + \mu(t)r) \frac{(x - x^*) + \alpha r\mu(t)(xy^* - x^*y)}{m(x, y)m(x^*, y^*)}.$$

Since $m(x, y) > 0$, this implies that $(x - x^*) + \alpha r\mu(t)(xy^* - x^*y) \geq 0$, or, equivalently,

$$xy^* \geq x^*y + \frac{x^* - x}{\alpha r\mu(t)}. \quad (28)$$

Similarly, define $n(x, y) := 1 + s\mu(t) \left(\frac{y}{L} + \beta x \right)$. Then,

$$0 \leq y^\sigma - y^* \stackrel{(5)}{=} \frac{y(1 + s\mu(t))}{n(x, y)} - \frac{y^*(1 + s\mu(t))}{n(x^*, y^*)} = (1 + s\mu(t)) \frac{(y - y^*) + \beta s\mu(t)(yx^* - y^*x)}{n(x, y)n(x^*, y^*)}.$$

Since $n(x, y) > 0$, this implies $(y - y^*) + \beta s\mu(t)(yx^* - y^*x) \geq 0$, or, equivalently,

$$x^*y \geq y^*x + \frac{y^* - y}{\beta s\mu(t)}. \quad (29)$$

Taking (28) and (29) together yields

$$xy^* \geq x^*y + \frac{x^* - x}{\alpha r \mu(t)} \geq y^*x + \frac{y^* - y}{\beta s \mu(t)} + \frac{x^* - x}{\alpha r \mu(t)} \geq xy^*,$$

and since $(x, y) \in \mathcal{B}_0$, this results in a contradiction unless $x = x^*$ and $y = y^*$. \square

(III) $\alpha L > 1$ and $\beta K > 1$

In this case, the nullclines intersect at a unique point $(x^*, y^*) \in \text{int}\mathbb{R}_+^2 = (0, \infty)^2$ and $h(x) < k(x)$ for all $x \in (0, x^*)$ and $h(x) > k(x)$ for all $x \in (x^*, K)$. Recall that $h(x) > 0$ for $x \in (0, K)$ and $k(x) > 0$ for $x \in (0, \beta^{-1}) \subset (0, K)$, but $k(x) < 0$, for all $x > \beta^{-1}$.

Lemma 3.10. *Consider (4) with $\alpha L > 1$ and $\beta K > 1$. Then, the following hold:*

- a) $\mathcal{L}_h(t, x, y) > 0$ for all $0 < x \leq x^*$, $y > h(x)$, and $t \in \mathbb{T}$.
- b) $\mathcal{L}_h(t, x, y) < 0$ for all $x^* \leq x < K$, $0 < y < h(x)$, and $t \in \mathbb{T}$.
- c) $\mathcal{L}_k(t, x, y) < 0$ for all $0 < x < x^*$, $y^* \leq y < k(x)$, and $t \in \mathbb{T}$.
- d) $\mathcal{L}_k(t, x, y) > 0$ for all $x^* \leq x < K$, $\max\{0, k(x)\} < y \leq y^*$, and $t \in \mathbb{T}$.

Proof. Let $\alpha L > 1$ and $\beta K > 1$.

- a) Assume $0 < x \leq x^*$ and $y > h(x)$. Since $\alpha L > 1$ and $\beta K > 1$, $k(x) > h(x)$. To prove $\mathcal{L}_h(t, x, y) > 0$, by (14), it suffices to show that $a_i(x, y)$, given in (15), are nonnegative and not all zero, for $i \in \{0, 1, 2\}$.

Since $y > h(x)$, $a_0(x, y) > 0$. Furthermore, since $\alpha L > 1$ and $y > h(x)$, it follows that

$$\begin{aligned} a_2(x, y) &> \alpha r s y (h(x)K(\alpha L - 1) + xL(1 - \beta K)) \\ &= r s y (\alpha K L (1 - \beta x) + x - K) \\ &= r s y \alpha K (k(x) - h(x)) > 0. \end{aligned}$$

It remains to show that $a_1 \geq 0$. Assume first that $y > k(x)$, and note that $k(x) > h(x)$ for $0 < x \leq x^*$.

$$\begin{aligned} a_1(x, y) &> \beta L s x (x - K) + (s(x - K) + \alpha L((x - K)r + Ks))y + \alpha^2 K L r y h(x) \\ &> (x - K)(\beta L s x + s y + \alpha r L y) + s \alpha L K h(x) + \alpha r L y (K - x) \\ &= (x - K)(\beta L s x + s y + \alpha r L y) + s L (K - x) + \alpha r L y (K - x) \\ &= s(K - x)(L(1 - \beta x) - y) = s(K - x)(k(x) - y) > 0. \end{aligned}$$

Finally, assume that $h(x) < y \leq k(x)$,

$$\begin{aligned} a_1(x, y) &> \beta L s x (x - K) + (s(x - K) + \alpha L((x - K)r + Ks))y + \alpha^2 K L r y h(x) \\ &> (x - K)(\beta L s x + s y + \alpha r L y) + s \alpha L K h(x) + \alpha r L y (K - x) \\ &\geq (x - K)(\beta L s x + s k(x) + \alpha r L y) + s L (K - x) + \alpha r L y (K - x) \\ &= (x - K)(\beta L s x + s L(1 - \beta x) - s L) = 0. \end{aligned}$$

This completes the proof of case a).

b) Assume that $x^* \leq x < K$ and $0 < y < h(x)$. To show that $\mathcal{L}_h(t, x, y)$ given in (14) is negative, it suffices to show that $a_i, i = 0, 1, 2$, given in (15) are all non-positive and not all zero. First, $a_0(x, y) < 0$, since $y < h(x)$.

Next consider $a_1(x, y)$. From (18), it follows that for fixed x , $a_1(x, y)$ is a convex function of y and for fixed y , $a_1(x, y)$ is a convex function of x . Hence, it suffices to show that $a_1(x, y) \leq 0$ on the sets

$$\Lambda_1 := \{(x, y) : x = x^*, 0 \leq y \leq y^*\},$$

$$\Lambda_2 := \{(x, y) : y = 0, x^* \leq x \leq K\}$$

and

$$\Lambda_3 := \{(x, y) : x^* \leq x \leq K, y = h(x)\}.$$

Let $(x, y) \in \Lambda_1$. Since $a_1(x, y)$ is convex in y for fixed x^* , and $y^* = h(x^*)$, $a_1(x^*, y) \leq \max\{a_1(x^*, 0), a_1(x^*, h(x^*))\}$. Since $a_1(x^*, 0) = \beta s L x^*(x^* - K) < 0$ and $a_1(x^*, h(x^*)) = a_1(x^*, y^*) = 0$, $a_1(x^*, y) \leq 0$ for $(x, y) \in \Lambda_1$.

Next, let $(x, y) \in \Lambda_2$. Setting $y = 0$ in $a_1(x, y)$ given in (15), $a_1(x, 0) = s x \beta L (x - K) \leq 0$, for $x \leq K$ with equality if and only if $x = K$.

Finally, let $(x, y) \in \Lambda_3$. Substituting $y = h(x)$ in $a_1(x, y)$ defined in (15) yields

$$a_1(x, h(x)) = \frac{s(K-x)}{\alpha K} ((1 - \alpha \beta L K)x - K(1 - \alpha L)) \leq 0,$$

since, $((1 - \alpha \beta L K)x - K(1 - \alpha L))$ is decreasing in x , so that it attains its maximum value, at x^* for $x \in \Lambda_3$ and $a_1(x^*, h(x^*)) = a_1(x^*, y^*) = 0$. Therefore, $a_1(x, y) \leq 0$ for all $(x, y) \in \Lambda_1 \cup \Lambda_2 \cup \Lambda_3$ with equality if and only if $x = K$ or $x = x^*$.

Next, we show that $a_2(x, y) \leq 0$ for $x^* \leq x \leq K$ and $0 \leq y \leq h(x)$, where $a_2(x, y)$ is defined in (15). Since, $\alpha L > 1$ and $y \leq h(x)$,

$$yK(\alpha L - 1) + xL(1 - \beta K) \leq h(x)K(\alpha L - 1) + xL(1 - \beta K) = (1 - \alpha \beta K L)x + K(\alpha L - 1),$$

is a decreasing function that attains its maximum in Λ_3 at $x = x^*$. Evaluating this expression at $x = x^*$, using the value given in (9), it follows that $(1 - \alpha \beta K L)x^* + K(\alpha L - 1) = 0$. Hence, $a_2(x, y) \leq 0$ for all $x \in \Lambda_3$ with equality if and only if $x = x^*$. This completes the proof of part b).

c) Let $0 < x < x^*$ and $y^* \leq y < k(x)$. To show that $\mathcal{L}_k(t, x, y)$ given in (19) is negative, it suffices to show that $b_i(x, y)$ for $i = 0, 1, 2$, given in (20), are all non-positive and not all zero. First, $b_0(x, y) < 0$, since $y < k(x)$.

Next we show that $b_1(x, y) \leq 0$ for $y^* \leq y < k(x)$ and $0 < x < x^*$. By (23), for fixed x , $b_1(x, y)$ is a convex function of y and for fixed y , $b_1(x, y)$ is a convex function of x . Therefore, the maximum of $b_1(x, y)$ occurs on the boundary of the region considered

in this case, i.e., for $(x, y) \in \bigcup_{i=4}^6 \bar{\Lambda}_i$ where

$$\Lambda_4 := \{(x, y) : x = 0, y^* \leq y < L\},$$

$$\begin{aligned}\Lambda_5 &:= \{(x, y): 0 < x < x^*, y = y^*\}, \\ \Lambda_6 &:= \{(x, y): 0 < x < x^*, y = k(x)\}.\end{aligned}$$

Let $(x, y) \in \bar{\Lambda}_4$. Then, $b_1(0, y) = \alpha r y K L (y - L) \leq 0$, with equality if and only if $y = L$.

For $(x, y) \in \bar{\Lambda}_5$, $b_1(x, y^*)$ is convex in x , by (23), so that its maximum occurs at an end point, that is, $b_1(x, y^*) \leq \max\{b_1(0, y^*), b_1(x^*, y^*)\}$. Since $b_1(0, y^*) = \alpha r y^* K L (y^* - L) < 0$ and $b_1(x^*, y^*) = 0$, it follows that $b_1(x, y^*) \leq 0$ for $(x, y) \in \bar{\Lambda}_5$ with equality if and only if $(x, y) = (x^*, y^*)$.

For $(x, y) \in \bar{\Lambda}_6$, $b_2(x, y) = b_2(x, k(x)) = \beta L^2 r s x \phi_2(x)$ where $\phi_2(x) = K(1 - \alpha L) + x(\alpha \beta K L - 1)$, that is, since $\alpha \beta K L > 1$, a strictly increasing function of x and hence, $\phi_2(x) < \phi_2(x^*) = 0$ for $x < x^*$, so that $b_2(x, k(x)) \leq 0$ for $(x, y) \in \bar{\Lambda}_6$.

It remains to show that $b_2(x, y) \leq 0$ for $0 < x < x^*$ and $y^* \leq y < k(x)$. By its definition in (20), since $\alpha L > 1$, $b_2(x, y)$ is a strictly decreasing function of y and so for $y \geq y^*$,

$$\begin{aligned}b_2(x, y) &\leq b_2(x, y^*) = r s x \beta L (L x (\beta K - 1) + K y^* (1 - \alpha L)) \\ &= r s x \beta L \left(\frac{L(\beta K - 1)}{(\alpha \beta K L - 1)} \right) \phi_2(x).\end{aligned}$$

where $\phi_2(x) := K(1 - \alpha L) + x(\alpha \beta K L - 1)$. Since $\phi_2(x)$ is strictly increasing in x for $0 \leq x \leq x^*$, $\phi_2(x) \leq \phi_2(x^*) = 0$. Thus, $b_2(x, y) \leq 0$ with equality if and only if $x = x^*$.

This completes the proof of part *c*).

- d*) Assume $(x, y) \neq (x^*, y^*)$, $x^* \leq x < K$ and $\max\{0, k(x)\} < y \leq y^*$. To show that $\mathcal{L}_k(t, x, y)$ given in (19) is positive, it suffices to show that $b_i(x, y)$, for $i = 0, 1, 2$, defined in (20), are nonnegative and not all zero. Since $\max\{0, k(x)\} < y$, $b_0(x, y) > 0$.

For $x \geq x^*$ and $\max\{0, h(x)\} < y \leq y^*$, since $\text{sign}(b_2(x, y)) = \text{sign}(L x (\beta K - 1) + K y (1 - \alpha L))$ and the latter is increasing in x and decreasing in y , we have

$$b_2(x, y) \geq r s x \beta L (L x^* (\beta K - 1) + K y^* (1 - \alpha L)) = 0.$$

It remains to show that $b_1(x, y) \geq 0$ for $x^* \leq x < K$ and $\max\{0, k(x)\} < y \leq y^*$. Since,

$$\frac{\partial b_1(x, y)}{\partial x} = L(s \beta K (y - L(-\beta x + 1)) + s x \beta^2 K L + r L(K \beta - 1) + r y)$$

is linear in y with positive slope, and since we are assuming that $y > \max\{k(x), 0\}$,

$$\frac{\partial b_1(x, y)}{\partial x} > \frac{\partial b_1(x, k(x))}{\partial x} = \beta L^2 (r(K - x) + K \beta s x) > 0 \quad \text{for } x < K,$$

implying that $b_1(x, y)$ is increasing in x . Furthermore, since $y > k(x) = L(1 - \beta x)$ implies $x > \frac{1}{\beta L}(L - y)$, we have

$$b_1(x, y) \geq b_1\left(\frac{1}{\beta L}(L - y), y\right) = \frac{r(L - y)(L(\beta K - 1) - (\alpha \beta K L - 1)y)}{\beta}$$

$$\geq \frac{r(L-y)(L(\beta K-1) - (\alpha\beta KL-1)y^*)}{\beta} = 0.$$

Hence, $b_1(x, y) \geq 0$, in this case.

This completes the proof of part d), and hence the Lemma is proven. \square

A generic image of the nullclines and the respective regions in Lemma 3.10 is provided in Fig. 3, where regions \mathcal{R}_i , $i = 1, 2, \dots, 6$ and \mathcal{B}_i , $i = 0, 1$ are shown. These regions are also crucial for the proof of global dynamics as formulated in Theorem 3.12. Regions \mathcal{B}_i , $i = 0, 1$ are defined in Proposition 3.9 and

$$\begin{aligned} \mathcal{R}_1 &:= \{(x, y) : 0 < x < x^*, y^* < y < h(x)\}, \\ \mathcal{R}_2 &:= \{(x, y) : 0 < x < x^*, h(x) < y < k(x)\}, \\ \mathcal{R}_3 &:= \{(x, y) : 0 < x < x^*, y > k(x)\}, \\ \mathcal{R}_4 &:= \{(x, y) : x^* < x < \frac{1}{\beta}, 0 < y < k(x)\}, \\ \mathcal{R}_5 &:= \{(x, y) : x^* < x < K, \max\{0, k(x)\} < y < h(x)\}, \\ \mathcal{R}_6 &:= \{(x, y) : x^* < x, \max\{0, h(x)\} < y < y^*\}, \\ \mathcal{R}_{iT} &:= \{(x, y) \in \overline{\mathcal{R}_i} : x > 0, y > 0, (x, y) \neq (x^*, y^*)\}, \quad i = 1, 2, \dots, 6. \end{aligned}$$

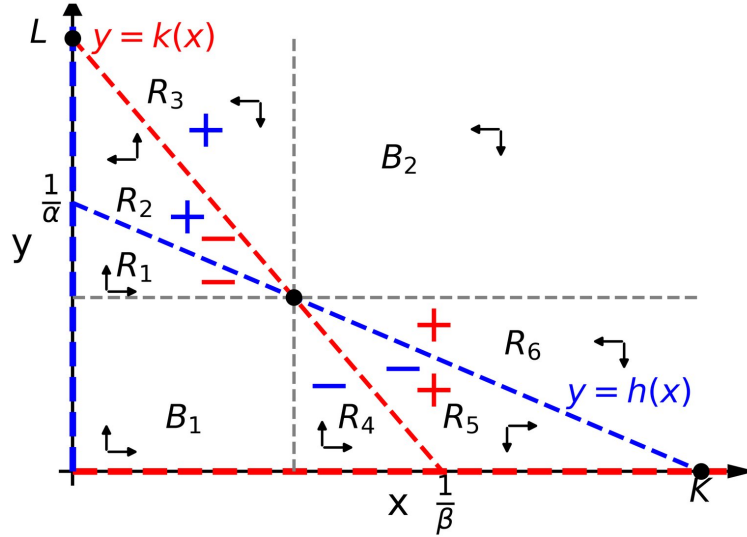


Figure 3: Regions considered with generic nullclines $y = h(x)$ and $y = k(x)$, in the case where $\alpha L > 1$ and $\beta K > 1$. The colored signs relate to the sign of the corresponding Root-operators \mathcal{L}_h (in blue) and \mathcal{L}_k (in orange). The signs are based on the results in Lemma 3.10. The arrows represent the sign of x^Δ (horizontal) and y^Δ (vertical). Each region exhibits component-wise monotonicity.

Lemma 3.11. *Consider (4) with $\alpha L > 1$ and $\beta K > 1$. The region \mathcal{R}_{2T} is positively invariant. The region \mathcal{R}_{5T} is positively invariant.*

Proof. If $(x(t_0), y(t_0)) \in \mathcal{R}_2$, then by Lemma 3.10a) and c), $\mathcal{L}_h(t_0, x(t_0), y(t_0)) > 0$ and $\mathcal{L}_k(t_0, x(t_0), y(t_0)) < 0$. By Theorem 3.3, there exists $\epsilon > 0$ such that $y(t) > h(x(t))$ and $y(t) < k(x(t))$ for $t \in (t_0, t_0 + \epsilon]$ with $t_0 + \epsilon \geq \sigma(t_0)$. That is, $(x(t), y(t)) \in \mathcal{R}_2$ for $t \in [t_0, t_0 + \epsilon]$. To complete the claim that \mathcal{R}_{2T} is positively invariant, we now consider the boundaries of this region within the positive quadrant. If there exists $t_0 \in \mathbb{T}$ such that $x \in (0, x^*)$ and $y = h(x)$ at t_0 . Since $h(x) < k(x)$ for $x \in (0, x^*)$, $G(x, h(x)) > h(x)$ and since $F(x, h(x)) = x$, so that

$$\mathcal{L}_h(t_0, x, h(x)) = G(x, h(x)) - h(F(x, h(x))) = G(x, h(x)) - h(x) > h(x) - h(x) = 0.$$

Thus, by Theorem 3.3, there exists $\epsilon > 0$ such that $y(t) > h(x(t))$ for $t \in (t_0, t_0 + \epsilon]$, where $t_0 + \epsilon \geq \sigma(t_0)$. By Lemma 3.10c), $\mathcal{L}_k(t, x, y) < 0$ for $y < k(x)$ so that, by Theorem 3.3, there exists $\delta > 0$ such that $y(t) < k(x(t))$ for $t \in (t_0, t_0 + \delta]$ with $t_0 + \delta \geq \sigma(t_0)$. Thus, choosing $\bar{\epsilon} = \min\{\epsilon, \delta\}$, $(x(t), y(t)) \in \mathcal{R}_2$ for $t \in (t_0, t_0 + \bar{\epsilon}]$.

If there exists $t_0 \in \mathbb{T}$ such that $x \in (0, x^*)$ and $y = k(x)$ at t_0 . Since $h(x) < k(x)$ for $x \in (0, x^*)$, $F(x, k(x)) < x$ and $G(x, k(x)) = k(x)$. Furthermore, since $y = k(x)$ is decreasing, $k(F(x, k(x))) > k(x)$. We therefore have

$$\mathcal{L}_k(t, x, k(x)) = G(x, k(x)) - k(F(x, k(x))) < k(x) - k(x) = 0.$$

Thus, by Theorem 3.3, there exists $\epsilon > 0$ such that $y(t) < k(x(t))$ for $t \in (t_0, t_0 + \epsilon]$, where $t_0 + \epsilon \geq \sigma(t_0)$. By Lemma 3.10a), $\mathcal{L}_h(t, x, y) > 0$ for $y = k(x) > h(x)$ so that, by Theorem 3.3, there exists $\delta > 0$ such that $y(t) > h(x(t))$ for $t \in (t_0, t_0 + \delta]$ with $t_0 + \delta \geq \sigma(t_0)$. Thus, choosing $\bar{\epsilon} = \min\{\epsilon, \delta\}$, $(x(t), y(t)) \in \mathcal{R}_2$ for $t \in (t_0, t_0 + \bar{\epsilon}]$, confirming the claim.

A similar argument can be made to prove the positive invariance of \mathcal{R}_{5T} . □

Theorem 3.12. *Consider (4) with positive initial conditions. Assume $\alpha L > 1$ and $\beta K > 1$. Then, solutions converge either to $E^* = (x^*, y^*)$, E_K^* , or E_L^* . No solution converges to E_0^* .*

Proof. We show that any solution starting in the positive quadrant either enters $\overline{\mathcal{R}}_2$ and converges to $(0, L)$, or enters $\overline{\mathcal{R}}_5$ and converges to $(K, 0)$, unless it remains in \mathcal{B}_0 or \mathcal{B}_1 and converges to E^* . *i)* Assume that $(x(t_0), y(t_0)) \in \mathcal{B}_0$. Either $(x(t), y(t)) \in \mathcal{B}_0$ for all $t \geq t_0$ or there exists $T > t_0$ such that $(x(T), y(T)) \in (0, \infty)^2 \setminus \mathcal{B}_0$. Note that in the former case, by the componentwise monotonicity of $\Delta x, \Delta y$ and Proposition 3.6, (x, y) must converge to an equilibrium in \mathcal{B}_0 . Since the only reachable equilibrium is E^* , if the solution remains in \mathcal{B}_0 , it must converge to E^* . In the latter case, by Proposition 3.9, there exists $T > t_0$ such that $(x(T), y(T)) \in (0, \infty)^2 \setminus \{\mathcal{B}_0 \cup \mathcal{B}_1\}$.

ii) Arguing as in *i)*, if $(x(t_0), y(t_0)) \in \mathcal{B}_1$, then either $(x(t), y(t)) \in \mathcal{B}_1$ for all $t \geq t_0$, in which case it must converge to E^* , or there exists $T > t_0$ such that $(x(T), y(T)) \in \bigcup_{i=1}^6 \mathcal{R}_{iT} \cup \mathcal{B}_0$, so that again, it suffices to know what happens to solutions with $(x(t_0), y(t_0)) \in (0, \infty)^2 \setminus \{\mathcal{B}_0 \cup \mathcal{B}_1\} = \mathcal{R}_1 \cup \mathcal{R}_{2T} \cup \mathcal{R}_3 \cup \mathcal{R}_4 \cup \mathcal{R}_{5T} \cup \mathcal{R}_6$.

Next we consider $(x(t_0), y(t_0)) \in \mathcal{R}_{iT}$ for each $i = 1, 2, \dots, 6$ and show that in each case, the solution converges either to E_L^* or E_K^* .

iii) Assume that $(x(t_0), y(t_0)) \in \mathcal{R}_1$.

The solution cannot remain in this region, since based on the componentwise monotonicity, the solution would have to converge to an equilibrium in \mathcal{R}_{1T} and no equilibria are reachable. Since $\mathcal{L}_k(t, x, y) < 0$ in this region (see Lemma 3.10c), by Theorem 3.3, there exist $T > t_0$ such that $(x(T), y(T)) \in \mathcal{R}_{2T}$. This region is by Lemma 3.11 positively invariant.

iv) Assume that $(x(t_0), y(t_0)) \in \mathcal{R}_{2T}$. By Lemma 3.11, the solution remains in \mathcal{R}_{2T} . By Proposition 3.6, solutions must converge in \mathcal{R}_{2T} to an equilibrium and the only reachable equilibrium is E_L^* .

v) Assume that $(x(t_0), y(t_0)) \in \mathcal{R}_3$. Based on the componentwise monotonicity in \mathcal{R}_3 and by Proposition 3.6, the solution either converges to E_L^* or since $\mathcal{L}_h(t, x, y) > 0$ by Lemma 3.10a), must enter \mathcal{R}_{2T} and case *iv)* applies.

vi) Assume that $(x(t_0), y(t_0)) \in \mathcal{R}_4$. The solution cannot remain in this region, because the componentwise monotonicity implies that the solution must converge to an equilibrium but the direction field indicates that no equilibrium is reachable. By Lemma 3.10b) and d), $\mathcal{L}_h(t_0, x, y) < 0$ in \mathcal{R}_4 . Thus, there exists $T > t_0$ such that $(x(T), y(T)) \in \mathcal{R}_{5T}$.

vii) Assume that $(x(t_0), y(t_0)) \in \mathcal{R}_{5T}$. By Lemma 3.11, this region is positively invariant. By the direction field and Proposition 3.6, the solution must converge to E_K^* .

viii) Assume that $(x(t_0), y(t_0)) \in \mathcal{R}_6$. By the componentwise monotonicity, the solution either converges to E_K^* or since $\mathcal{L}_k(t, x, y) > 0$ in this region (see Lemma 3.10d)), the solution must enter \mathcal{R}_{5T} .

This completes the proof. \square

(IV) $\alpha L < 1$ and $\beta K < 1$

In this case, the nullclines intersect at a unique point $(x^*, y^*) \in \text{int}\mathbb{R}_+^2$ and $k(x) < h(x)$ for all $x \in (0, x^*)$ and $k(x) > h(x)$ for all $x \in (x^*, \beta^{-1})$. Recall that $h(x) > 0$ for $x \in (0, K)$ but $h(x) < 0$ for all $x > K$ and $k(x) > 0$ for $x \in (0, \beta^{-1})$, but $k(x) < 0$, for all $x > \beta^{-1}$.

Lemma 3.13. *Consider (4) with $\alpha L < 1$ and $\beta K < 1$. Then, the following hold:*

- a) $\mathcal{L}_h(t, x, y) < 0$ for all $(x, y) \neq (x^*, y^*)$, $0 < x \leq x^*$, $y^* \leq y < h(x)$, and $t \in \mathbb{T}$.
- b) $\mathcal{L}_h(t, x, y) > 0$ for all $(x, y) \neq (x^*, y^*)$, $x \geq x^*$, $\max\{0, h(x)\} < y \leq y^*$ and $t \in \mathbb{T}$.
- c) $\mathcal{L}_k(t, x, y) > 0$ for all $0 < x \leq x^*$, $y > k(x)$, and $t \in \mathbb{T}$.
- d) $\mathcal{L}_k(t, x, y) < 0$ for all $x^* \leq x < \beta^{-1}$ and $0 < y < k(x)$.

Proof. a) Assume $0 < x \leq x^*$, $y^* \leq y < h(x)$, and $(x, y) \neq (x^*, y^*)$. To show that $\mathcal{L}_h(t, x, y) < 0$, it suffices to show that $a_i, i = 0, 1, 2$, given in (15), are nonpositive and not all zero.

Since $y < h(x)$, $a_0(x, y) < 0$ and since $\alpha L < 1$ and $\beta K < 1$, $a_2(x, y) < 0$. By (18), for fixed x , $a_1(x, y)$ is convex in y and for fixed y , $a_1(x, y)$ is convex in x . Therefore, the maximum of $a_1(x, y)$ occurs on the boundary of the region under consideration. Therefore, to show $a_1(x, y) \leq 0$, we need only consider points in the sets:

$$\Upsilon_1 := \{(x, y) : y = y^*, 0 \leq x \leq x^*\},$$

$$\begin{aligned}\Upsilon_2 &:= \{(x, y) : 0 \leq x \leq x^*, y = h(x)\}, \quad \text{and} \\ \Upsilon_3 &:= \{(x, y) : x = 0, y^* \leq y \leq \alpha^{-1}\}.\end{aligned}$$

For $(x, y) \in \Upsilon_1$, since $a_1(x, y^*)$ is convex in x , we have $a_1(x, y^*) \leq \max\{a_1(0, y^*), a_1(x^*, y^*)\}$. Since $a_1(x^*, y^*) = 0$ and

$$a_1(0, y^*) = Ky^*(-s(1 - \alpha L) - r\alpha L(1 - \alpha y^*)) < 0$$

since $y^* < L$ and $\alpha L < 1$. Thus, $a_1(x, y) \leq 0$ for $(x, y) \in \Upsilon_1$.

For $(x, y) \in \Upsilon_2$,

$$a_1(x, h(x)) = \frac{-s(K - x)(K - x + \alpha KL(\beta x - 1))}{\alpha K}.$$

This is negative as long as $K - x + \alpha KL(\beta x - 1) > 0$. Since

$$\frac{d}{dx}(K - x + \alpha KL(\beta x - 1)) = \alpha\beta KL - 1 < 0$$

and substituting $x = x^*$, we have $K - x^* - \alpha KL(\beta x^* - 1) = 0$. Thus, $a_1(x, h(x)) \leq 0$ for $(x, y) \in \Upsilon_2$, with equality if and only if $(x, y) = (x^*, y^*)$.

For $(x, y) \in \Upsilon_3$,

$$a_1(0, y) = yK(\alpha^2 rLy + s(\alpha L - 1) - \alpha rL) < 0$$

since $(\alpha^2 rLy + s(\alpha L - 1) - \alpha rL)$ is an increasing function of y and substituting $y = \alpha^{-1}$ for y ,

$$(\alpha^2 rLy + s(\alpha L - 1) - \alpha rL) = s(\alpha L - 1) < 0.$$

Thus, also for $(x, y) \in \Upsilon_3$, $a_1(x, y) \leq 0$, completing the claim.

b) Assume $x \geq x^*$, $\max\{0, h(x)\} < y \leq y^*$, and $(x, y) \neq (x^*, y^*)$. To show that $\mathcal{L}_h(t, x, y) > 0$, it suffices to show that $a_i, i = 0, 1, 2$, given in (15), are nonnegative and not all zero. Since $y > h(x)$, $a_0(x, y) > 0$. Since $yK(\alpha L - 1) + xL(1 - \beta K)$ is strictly decreasing in y for $\alpha L < 1$ and strictly increasing in x for $\beta L < 1$,

$$yK(\alpha L - 1) + xL(1 - \beta K) \leq y^*K(\alpha L - 1) + x^*L(1 - \beta K) = 0.$$

Thus, by the definition of $a_2(x, y)$ in (15), $a_2(x, y) \leq 0$ for $x \geq x^*$ and $\max\{0, h(x)\} < y \leq y^*$ with equality only if $(x, y) = (x^*, y^*)$.

It therefore suffices to show that $a_1(x, y) \geq 0$. If $x \geq K$, by (15), $a_1(x, y) > 0$. If $x^* \leq x < K$ and $y > \max\{0, h(x)\}$, we first show that $a_1(x, y)$ is strictly increasing as a function of y . We first note that, by (17), $\frac{\partial a_1}{\partial y}$ is linearly increasing in y . Thus, since $y > \max\{0, h(x)\} = h(x)$ for $x < K$,

$$\begin{aligned}\frac{\partial a_1(x, y)}{\partial y} &\geq \frac{\partial a_1(x, y)}{\partial y} \Big|_{y=h(x)} = -K(r\alpha L + s(1 - \alpha L)) + (r\alpha L + s)x + 2r\alpha^2 KLh(x), \\ &= \alpha LK(r + s) - sK + x(s - r\alpha L).\end{aligned}$$

If $s \leq r\alpha L$, since $x < K$

$$\left. \frac{\partial a_1(x, y)}{\partial y} \right|_{y=h(x)} \geq \alpha L K (r + s) - sK + K(s - r\alpha L) = s\alpha K L > 0.$$

If $s > r\alpha L$, since $x \geq x^*$

$$\begin{aligned} \left. \frac{\partial a_1(x, y)}{\partial y} \right|_{y=h(x)} &\geq \alpha L K (r + s) - sK + x^*(s - r\alpha L) \\ &= s(x^* - K(1 - \alpha L)) + r\alpha L(K - x^*) \\ &= s \left(\frac{K(1 - \alpha L)}{1 - \alpha\beta K L} - K(1 - \alpha L) \right) + r\alpha L(K - x^*) > 0, \end{aligned}$$

because $\alpha\beta K L < 1$ so that $\frac{K(1 - \alpha L)}{1 - \alpha\beta K L} - K(1 - \alpha L) > 0$ and $x^* < K$.

Therefore, since $a_1(x, y)$ is strictly increasing in y for fixed x , the minimum occurs along the line $y = h(x)$ for $x^* \leq x < K$, where

$$a_1(x, h(x)) = \frac{-s(K - x)(K(1 - \alpha L) - x(1 - \alpha\beta K L))}{\alpha K}$$

It therefore suffices to show that $K(1 - \alpha L) - x(1 - \alpha\beta K L) \leq 0$ to conclude that $a_1(x, h(x)) \geq 0$. Note that $K(1 - \alpha L) - x(1 - \alpha\beta K L)$ is decreasing in x so that

$$K(1 - \alpha L) + x(-1 + \alpha\beta K L) \geq K(1 - \alpha L) + x^*(-1 + \alpha\beta K L) = 0$$

completing the claim.

c) Assume $0 < x \leq x^*$ and $y > k(x)$. To show that $\mathcal{L}_k(t, x, y) > 0$, it suffices to show that $b_i(x, y)$, $i \in \{1, 2, 3\}$, defined in (23), are all nonnegative and not all 0. Since $y > k(x)$, $b_0(x, y) > 0$.

By (22), $\frac{\partial b_1(x, y)}{\partial x}$ is an increasing function of y and since $y > k(x)$,

$$\frac{\partial b_1(x, y)}{\partial x} > \frac{\partial b_1(x, k(x))}{\partial x} = \beta L^2 (sx\beta K + r(K - x)) > 0.$$

Since b_1 is increasing in x , the minimum of $b_1(x, y)$ occurs, i) for $y \geq L$ at $x = 0$ and, ii) for $y < L$ the minimum occurs at $0 \leq x \leq x^*$ and $y = k(x)$.

For i) $b_1(x, y) = b_1(0, y) = \alpha r K L y (y - L) \geq 0$.

For ii), $0 \leq x \leq x^*$,

$$\begin{aligned} b_1(x, k(x)) &= \beta r L^2 x (K(1 - \alpha L) - x(1 - \alpha\beta K L)) \\ &> \beta r L^2 x (K(1 - \alpha L) - x(1 - \alpha L)) \\ &= \beta r L^2 x (K - x)(1 - \alpha L) > 0. \end{aligned}$$

Therefore, $b_1(x, y) > 0$ is the region considered in c).

It remains to show that $b_2(x, y) \geq 0$, in this region. From (20), since $\alpha L < 1$, $b_2(x, y)$ is increasing in y and, hence,

$$b_2(x, y) \geq b_2(x, k(x)) = rs\beta L x (Lx(\beta K - 1) + k(x)K(1 - \alpha L))$$

$$\begin{aligned}
&= \beta L^2 r s x \{x(\alpha\beta KL - 1) + K(1 - \alpha L)\} \\
&\geq \beta L^2 r s x \{x^*(\alpha\beta KL - 1) + K(1 - \alpha L)\} = 0,
\end{aligned}$$

completing the proof of c).

d) Assume that $x^* \leq x \leq \beta^{-1}$ and $0 < y < k(x)$. To show that $\mathcal{L}_k(t, x, y) < 0$, it suffices to show that b_i , given in (20), for $i \in \{0, 1, 2\}$ are nonpositive and not all zero. Since $y < k(x)$, $b_0(x, y) < 0$.

Next we show that $b_1(x, y) \leq 0$ for $x^* \leq x \leq \beta^{-1}$ and $0 < y < k(x)$. By (23), for fixed x , $b_1(x, y)$ is a convex function of y and for fixed y , $b_1(x, y)$ is a convex function of x . Therefore, the maximum of $b_1(x, y)$ occurs on the boundary of the region considered in this case, i.e.,

$$\begin{aligned}
\Upsilon_4 &:= \{(x, y) : x^* \leq x \leq \beta^{-1}, y = 0\} \\
\Upsilon_5 &:= \{(x, y) : x^* \leq x \leq \beta^{-1}, y = k(x)\} \\
\Upsilon_6 &:= \{(x, y) : x = x^*, 0 \leq y \leq y^*\}.
\end{aligned}$$

For $(x, y) \in \Upsilon_4$,

$$b_1(x, y) = b_1(x, 0) = xL^2(r(\beta K - 1) + s\beta K(\beta x - 1)) < 0.$$

For $(x, y) \in \Upsilon_5$, $y = k(x)$ and

$$\begin{aligned}
b_1(x, k(x)) &= \beta L^2 r x (K(1 - \alpha L) - x(1 - \alpha\beta KL)) \\
&\leq \beta L^2 r x (K(1 - \alpha L) - x^*(1 - \alpha\beta KL)) = 0.
\end{aligned}$$

For $(x, y) \in \Upsilon_6$, $x = x^*$ and

$$b_1(x^*, y) = \frac{-KL[\beta s K(1 - \alpha L) + r(1 - \alpha\beta KL)(1 - \alpha L + \alpha y)](L(1 - \beta K) - y(1 - \alpha\beta KL))}{(1 - \alpha\beta KL)^2}.$$

Our assumptions imply that the factor in the square brackets is positive. Furthermore, the last factor in the numerator, in round brackets, is also positive because $y \leq y^* (< L)$ and, therefore,

$$L(1 - \beta K) - y(1 - \alpha\beta KL) > L(1 - \beta K) - y(1 - \beta K) = (L - y)(1 - \beta K) > 0. \quad (30)$$

Therefore $b_1(x^*, y) < 0$, and hence $b_1(x, y) \leq 0$ in the region under consideration in d).

Finally, $b_2(x, y)$, defined in (20) is an increasing function of y . Thus,

$$\begin{aligned}
b_2(x, y) &\leq r s \beta L x (L x^* (\beta K - 1) + K y (1 - \alpha L)) \\
&= r s \beta L x \left(\frac{L(1 - K\beta) - y(1 - \alpha\beta KL)}{\alpha\beta KL - 1} \right) \stackrel{(30)}{<} 0.
\end{aligned}$$

This completes the proof of part d) and hence the entire Lemma. \square

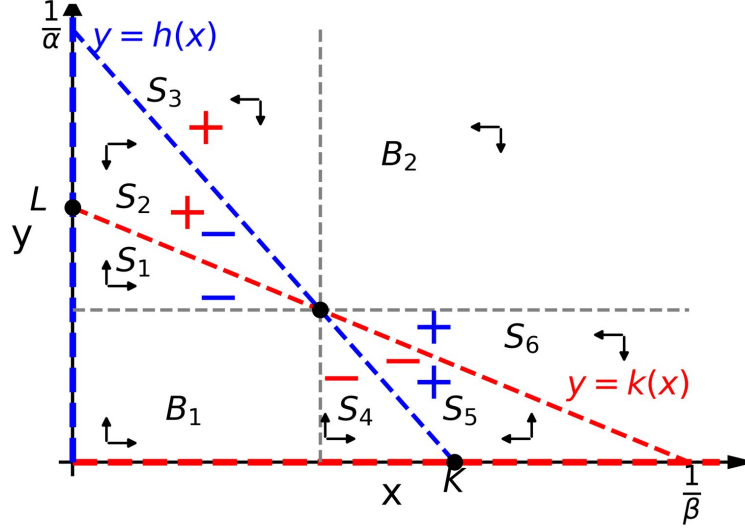


Figure 4: Regions considered with generic nullclines $y = h(x)$ and $y = k(x)$, in the case where $\alpha L < 1$ and $\beta K < 1$. The colored signs relate to the sign of the corresponding Root-operators \mathcal{L}_h (in blue) and \mathcal{L}_k (in orange). The signs are based on the results in Lemma 3.13. The arrows representing the sign of Δx (horizontal) and Δy (vertical). Each region exhibits componentwise monotonicity.

We define the regions, see also Fig. 4 for a visualization,

$$\begin{aligned}
\mathcal{S}_1 &:= \{(x, y) : 0 < x < x^*, y^* < y < k(x)\}, \\
\mathcal{S}_2 &:= \{(x, y) : 0 < x < x^*, k(x) < y < h(x)\}, \\
\mathcal{S}_3 &:= \{(x, y) : 0 < x < x^*, y > h(x)\}, \\
\mathcal{S}_4 &:= \{(x, y) : x^* < x < K, 0 < y < h(x)\}, \\
\mathcal{S}_5 &:= \{(x, y) : x^* < x < \frac{1}{\beta}, \max\{0, h(x)\} < y < k(x)\}, \\
\mathcal{S}_6 &:= \{(x, y) : x^* < x, \max\{0, k(x)\} < y < y^*\}, \\
\mathcal{S}_{i_T} &:= \{(x, y) \in \overline{\mathcal{S}}_i : x > 0, y > 0, (x, y) \neq (x^*, y^*)\}, \quad i = 1, 2, \dots, 6.
\end{aligned}$$

Following the proof of Lemma 3.11, we can similarly show for this case that the same regions are once more positively invariant. Due to the similarity, the proof is omitted.

Lemma 3.14. *Consider (4) with $\alpha L < 1$ and $\beta K < 1$. The region \mathcal{S}_{2_T} is positively invariant. The region \mathcal{S}_{5_T} is positively invariant.*

Based on Fig. 4 and following the similar arguments as in the proof of Theorem 3.12, we obtain the following result.

Theorem 3.15. *Consider (4) and assume that $\alpha L < 1$ and $\beta K < 1$. Then, $E^* = (x^*, y^*)$ where $x^* = \frac{K(1-\alpha L)}{1-\alpha\beta KL}$ and $y^* = \frac{L(1-\beta K)}{1-\alpha\beta KL}$ is asymptotically stable and attracts all solutions with positive initial conditions. Both $E_K^* = (K, 0)$ and $E_L^* = (0, L)$ repel all solutions with positive initial conditions, and E_0^* is a repeller.*

An example of the dynamic (augmented) phase portrait for the time scale $\mathbb{T} = 2^{\mathbb{N}}$ is provided in Fig. 5 with the incorporation of the first few Root-curves (solid lines). Subplots b)-d) illustrate the behavior of 5 different orbits (color-coded). The corresponding Root-curves in each subplot relate to the circled iterate and their positioning with respect to the Root-curve determine whether or not the next iterate lies above or below the corresponding nullcline (dashed curve). For example, an orbit that enters the positively invariant region to the right of E^* and bounded by the nullclines, is the brown orbit initiated at $(x_0^b, y_0^b) = (3, 0.5)$. Since this iterate is in a region where \mathcal{R}_k at $t = 0$ is negative, the next iterate, (x_1^b, y_1^b) is below the corresponding nullcline $y = k(x)$. Since it is also in a region where \mathcal{R}_h at $t = 0$ is positive, (x_1^b, y_1^b) remains above the nullcline $y = h(x)$. Since in this region, \mathcal{R}_h is positive and \mathcal{R}_k is negative for all $t \geq 0$, any orbit entering this region will remain there indefinitely and converge to an equilibrium. The only reachable equilibrium in this region (given the direction of the orbits) is the coexistence equilibrium E^* . Another orbit that enters a positively invariant region, albeit to the left of E^* is the yellow colored orbit initialized at $(x_0^y, y_0^y) = (0.1, 2)$. Since \mathcal{R}_h at time $t = 0$ is negative in this region, the next iterate is below $y = h(x)$. Furthermore, since (x_0^y, y_0^y) is above the red solid line where \mathcal{R}_k is positive, the next iterate lies above the red nullcline (due to the positive sign of \mathcal{R}_k) and below the blue nullcline (due to the negative sign of \mathcal{R}_h). Thus, the second iterate of the yellow colored orbit enters the region on the left of the coexistence equilibrium, bounded by the red and blue nullcline. This region is positively invariant, given the signs of the corresponding Root-operators, so that the orbit will converge to the only reachable equilibrium E^* . Among the presented orbits, it is the green one initiated at $(x_0^g, y_0^g) = (0.5, 0.5)$ that requires the most iterated before entering a positively invariant region. Since the third iteration finally yields an iterate, (x_3^g, y_3^g) above the blue solid curve for this time value, indicating that it is in the region where \mathcal{R}_h is positive. Hence, one more iteration (not depicted in this plot) yields the iterate (x_4^g, y_4^g) that is above $y = h(x)$. Since (x_3^g, y_3^g) is below the red curve, where \mathcal{R}_k is negative, (x_4^g, y_4^g) will be below $y = k(x)$ and therefore enters the positively invariant region, and ultimately will converge to E^* .

As a second example, we change the time scale but keep all the parameter values to be the same as in the previous example, visualized in Fig. 5. Instead of considering the quantum time scale, we now let $\mathbb{T} = \cup_{i=0}^{\infty} \{a_i\} \cup [b_i, c_i]$, where $a_0 = 1$ and $b_i = a_i + 1$ and $c_i = b_i + 1$ and $a_{i+1} = c_i + 1$ for all $i \geq 0$. That is, $\mathbb{T} = \{1\} \cup [2, 3] \cup \{4\} \cup [5, 6] \dots$. In this case, we obtain the dynamic augmented phase plane illustrated in Fig. 6. The first iteration refers to the step from the initial condition given at time $t = 1$ to the next time point in \mathbb{T} , that is, $t = 2 = \inf\{s \in \mathbb{T} : s > 1\}$. Note that since $\mu(1) = 1$, the image is exactly the same as in Fig. 5b). However, for the proceeding time points $[2, 3)$, $\mu(t) = 0$ so that the Root-curves are identical to the nullclines. Hence, for these time points the dynamic augmented phase plane is consistent with the classical phase plane known for differential equations. However, for $t = 3$, $\mu(t) = 1$ so that the corresponding phase plane (see c) contains the Root-curves. Note that since $\mu(3) = \mu(1) = 1$ and, by (11) and (12), the time dependence of the Root-curves is due to the dependence on $\mu(t)$, the phase plane for $t = 3$ (see c) is the same as for $t = 1$ (see a). Thus, as t increases, the phase portrait switches between the illustrations in a) (for time points $t = a_i$ and $t = c_i$) and b) (for time points $t \in [b_i, c_i)$).

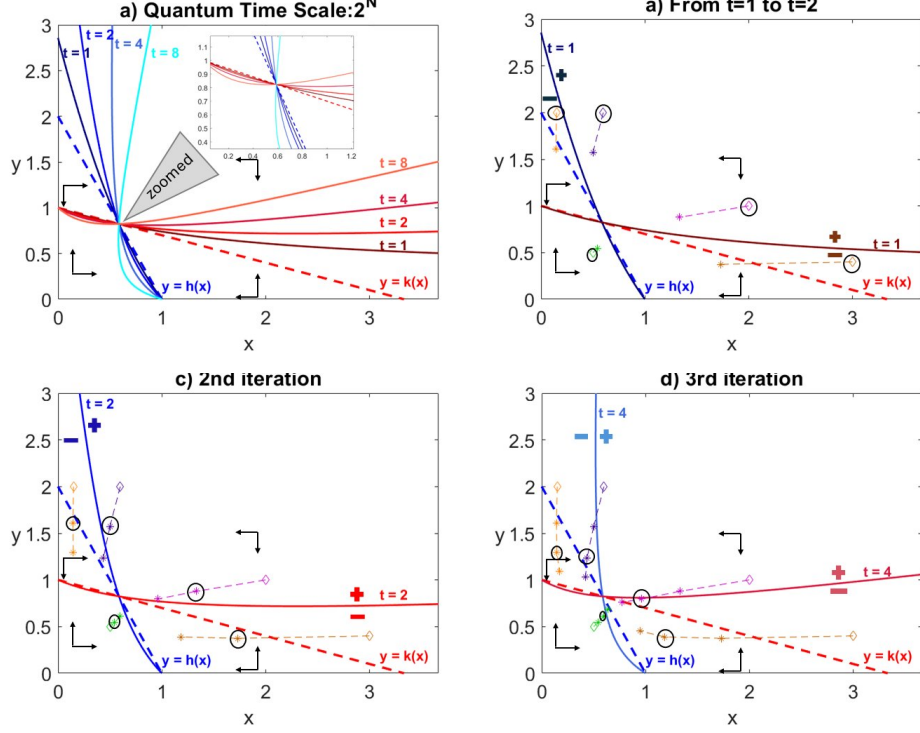


Figure 5: a) Dynamic Augmented Phase Plane of (4) for $\mathbb{T} = 2^{\mathbb{N}}$ with $\alpha L, \beta K < 1$. Root-curves are solid curves, nullclines are dashed. Curves associated with the y -equation are in (shades of) red and those associated to the x -equation are in (shades of) blue. b)–d) The first three iterations of solutions to three different initial values (color-coded) all initialized at $t = 2^0 = 1$ and illustrated by a diamond shape. The respective time-dependent Root-curve applies to the corresponding time iterate (circled). All represented solutions are in the positively invariant region in at most 4 iterations and then converge to the coexistence equilibrium E^* .

3.2.3 Global Dynamics: Infinitely many interior equilibria

In the case that $\alpha L = 1$ and $\beta K = 1$, $h(x) = k(x)$ for all x and all points on the line segment $y = h(x)$, $0 < x < K$ are interior equilibrium points.

Lemma 3.16. *Consider (4) with $\alpha L = 1$ and $\beta K = 1$. Then,*

- $\mathcal{L}_h(t, x, y) = \mathcal{L}_k(t, x, y)$ and
- The root sets are independent of $t \in \mathbb{T}$, and satisfy $\mathcal{R}_h(t) = \mathcal{R}_k(t) = \{(x, y) : y = h(x)\} = \{(x, y) : y = k(x)\}$, i.e., the nullclines and roots sets all coincide.

Proof. Since $h(x) = k(x)$, by definition, a) immediately follows. To prove b), we note that by (13),

$$\mathcal{L}_h(t, x, y) = \frac{(\beta x + \alpha y - 1)(1 + \beta \mu s x + \alpha \mu r y)}{\alpha(1 + \beta \mu r x + \alpha \mu s y)(1 + \beta \mu s x + \alpha \mu r y)} \quad (31)$$

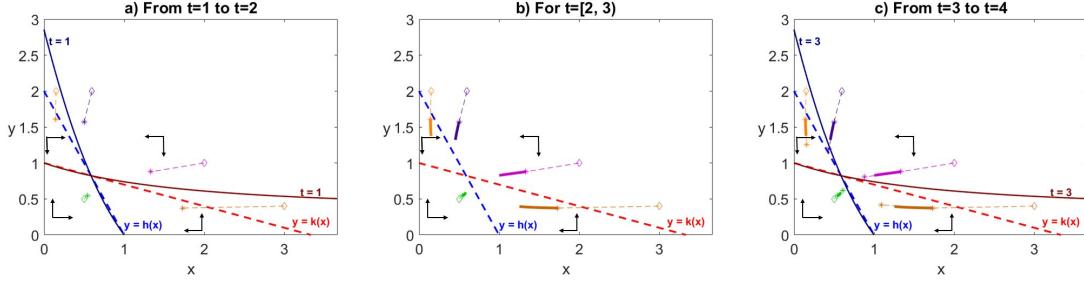


Figure 6: Dynamic Augmented Phase Portrait for the first few time points of the time scale $\mathbb{T} = \{1\} \cup [2, 3] \cup \{4\} \cup [5, 6] \dots$. The first few iterations/partial flow of orbits to 5 different initial values (color-coded), all initialized at $t = 1$ and illustrated by a diamond shape, is included. Continuous (solid) parts refer to the time points in intervals, where the dynamic equation on time scales collapses to a differential equation. Points obtained by applying the dynamic equation to a right-scattered point, resulting in a recursion, are highlighted by a star.

which is zero if and only if $\beta x + \alpha y = 1$, or, equivalently, $y = \frac{1-\beta x}{\alpha} = h(x) = k(x)$, confirming the claim in b). \square

Lemma 3.17. *Consider (4) with $\alpha L = 1$ and $\beta K = 1$. Then, the following hold:*

- a) $\mathcal{L}_h(t, x, y) > 0$ for $y > h(x)$ and $\mathcal{L}_h(t, x, y) < 0$ for $y < h(x)$
- b) $\mathcal{L}_k(t, x, y) > 0$ for $y > k(x)$ and $\mathcal{L}_k(t, x, y) < 0$ for $y < k(x)$

Proof. By Lemma 3.16, $\mathcal{L}_h = \mathcal{L}_k$. Thus, it b) follows immediately from a). Furthermore, by (31), $\mathcal{L}_h(t, x, y) > 0$ if and only if $\beta x + \alpha y - 1 > 0$, i.e., $y > \frac{1-\beta x}{\alpha} = h(x)$. Reversing the inequality proves a). \square

Theorem 3.18. *Consider (4) with $\alpha L = 1$ and $\beta K = 1$. Then any point on $y = h(x)$ for $x \in [0, K]$ is a stable equilibrium.*

Proof. By (6), it follows immediately that for $K = \frac{1}{\beta}$ and $L = \frac{1}{\alpha}$, $x^\Delta = 0$ and $y^\Delta = 0$ if $\alpha y + \beta x = 1$. Thus, any point on the nullcline $y = h(x) = k(x)$ is an equilibrium.

Furthermore, by Lemma 3.17 and Lemma 3.16, if $y(0) > h(x(0))$, then $y(t) \geq h(x(t))$ for all $t \geq 0$. Similarly, if $y(0) < h(x(0))$, then $y(t) \leq h(x(t))$ for all $t \geq 0$.

Select an arbitrary equilibrium point $(x^*, h(x^*))$ and any open set, U , containing $(x^*, h(x^*))$. There exists $\epsilon > 0$ such that $U_\epsilon = \{(x, y) \in (0, \infty)^2 : \|(x, y) - (x^*, h(x^*))\|_\infty < \epsilon\} \subset U$. Take the rectangle $V \subseteq U_\epsilon$ such that both its upper left corner and its lower right corner are on the nullcline $y = h(x)$. Note that if $x^* = 0$ or $x^* = K$, select U containing $(x^*, h(x^*))$, open relative to $[0, \infty]^2$. If $x^* = 0$, let $U_\epsilon = \{(x, y) \in (0, \infty) \times [0, \infty) : \|(x, y) - (0, h(x^*))\|_\infty < \epsilon\} \subset U$ and take the rectangle $V \subseteq U_\epsilon$ with its upper left corner on the nullcline and if $x^* = K$, let $U_\epsilon = \{(x, y) \in [0, \infty) \times (0, \infty) : \|(x, y) - (K, h(x^*))\|_\infty < \epsilon\} \subset U$ and take a rectangle $V \subseteq U_\epsilon$ with its lower right corner on the nullcline. (If $K = L$, take $V = U_\epsilon$.) From the direction of the component-wise monotonicity, the rectangle V is positively invariant in all cases. \square

4 Conclusion

In this work, we introduced the time scales analogue of the classical Lotka–Volterra two species competition model. In the special case when the time scale is the continuous time domain, our model is consistent with the well-studied Lotka–Volterra competition model. In the case when the time scale is the discrete time domain, our model is consistent with the discrete analogue of the Lotka–Volterra competition model, also known as Leslie–Gower model.

We further introduced a so-called dynamic Phase Plane analysis, which extends the augmented phase plane analysis introduced in [46] for the special case of the discrete time domain. Using the dynamic phase plane analysis, we proved the global dynamics of the time scales Lotka–Volterra competition model. More precisely, we showed that if $\alpha L - 1$ and $\beta K - 1$ have opposite signs, then competitive exclusion applies and only one species persists. More precisely, if $\alpha L > 1$ and $\beta K < 1$, then competitor y is the sole survivor. Instead, if $\alpha L < 1$ and $\beta K > 1$, then competitor x is the sole survivor. If $\alpha L - 1$ and $\beta K - 1$ are both positive, then the system exhibits bistability. Instead, if both are negative, then solutions converge to the unique coexistence equilibrium. In the special case where both terms are zero, we used our dynamic phase plane analysis to show that any point on the nullcline $y = h(x)$ for $x \in [0, K]$ is a stable equilibrium. Thus, we were able to conclude the global dynamics of (4) that turned out to be identical to the conditions known for the continuous and discrete case. This supports the claim that our introduced model (4) is indeed the time scales analogue of the popular two species Lotka–Volterra competition model.

We remark that our dynamic phase plane analysis relies on the signs of the *Root-operators*, as defined in Section 2.2, rather than the precise *Root-set*. This is particularly useful in the study of time scales models with a non-constant graininess. In that case, the *Root-sets*, associated to a nullcline, change in time and are therefore hard to locate in general. Instead, we used that a *Root-set*, at any time t , was either above or below its corresponding (time-independent) nullcline, allowing us to conclude the sign of the *Root-operator* in a large region of the state space. This ultimately led us to provide time-independent information and conclude the global dynamics. Note that the here introduced dynamic phase plane analysis is identical to the classical phase plane analysis in the special case when $\mathbb{T} = \mathbb{R}$, as in this case, the *Root-sets* are the same as the nullclines.

Future work may include the application of the introduced method of a dynamic phase plane analysis to other planar time scales models. We remark that the method can also be used to identify regions of oscillatory behavior, similar to the discussion in [46] for the special case of $\mathbb{T} = \mathbb{Z}$. To study the stability of periodic orbits, one can also apply the method to compositions of a planar map. Another option is the extension of the method to higher dimensions, albeit their visualization becomes harder beyond three dimensions. Interesting would also be if there exist properties of the dynamic phase plane that identify chaotic regions of a system.

We also remark that for practicality, if we consider a dynamic equation of the general form $x^\Delta = f(x)$ one might face difficulties actually calculating the solution at a point $\widehat{t} \in \mathbb{T}$. Take for example an initial condition $x(\widehat{t}_0) = x_0 \in \mathbb{R}$ and consider a sequence of isolated points $\{\widehat{t}_j\}_0^\infty \in \mathbb{T}$ such that $\widehat{t}_j < \widehat{t}_{j+1}$ for all $j \in \mathbb{N}$ and $\lim_{j \rightarrow \infty} \widehat{t}_j = \widehat{t}$. Then the

recursive approach $x(\widehat{t}_{j+1}) = x(\widehat{t}_j) + \mu(\widehat{t}_j)f(x(\widehat{t}_j))$ is failing to provide the value of $x(\widehat{t})$. It is an interesting question to explore applications of such a time scale and its dynamic process and numerical methods to implement (approximations) of solutions.

Appendix: Preliminaries of Time Scales Theory

For the reader unfamiliar with time scales, we provide basic definitions and theorems of time scales and refer the interested reader to [49] and [50]. A time scale \mathbb{T} is a closed nonempty subset of \mathbb{R} . For $t \in \mathbb{T}$, the forward jump operator $\sigma : \mathbb{T} \rightarrow \mathbb{T}$ is defined by $\sigma(t) = \inf\{s \in \mathbb{T} : s > t\}$ and for $f : \mathbb{T} \rightarrow \mathbb{R}$, we define $f^\sigma := f(\sigma(t))$. Similarly, a backward jump operator $\rho : \mathbb{T} \rightarrow \mathbb{T}$ is defined by $\rho(t) = \sup\{s \in \mathbb{T} : s < t\}$. We define the graininess (or “stepsize”) function $\mu : \mathbb{T} \rightarrow \mathbb{R}_0^+$ by $\mu(t) = \sigma(t) - t$. If $\sigma(t) > t$, then we say that t is right-scattered and if $\sigma(t) = t$ we say that t is right dense. If $\rho(t) < t$, we say that t is left-scattered and if $\rho(t) = t$, we say that t is left dense.

A function $p : \mathbb{T} \rightarrow \mathbb{R}$ is called rd-continuous provided p is continuous at t for all right-dense points t and the left-sided limit exists for all left-dense points t . The set of real-valued rd-continuous functions $f : \mathbb{T} \rightarrow \mathbb{R}$ is denoted by $C_{\text{rd}} = C_{\text{rd}}(\mathbb{T}) = C_{\text{rd}}(\mathbb{T}, \mathbb{R})$. We say that p is regressive if for all $t \in \mathbb{T}$, $1 + \mu(t)p(t) \neq 0$. The set of real-valued regressive and rd-continuous functions is denoted by $\mathcal{R} = \mathcal{R}(\mathbb{T}) = \mathcal{R}(\mathbb{T}, \mathbb{R})$. We denote the set of functions $f \in \mathcal{R}$ such that $1 + \mu(t)p(t) > 0$ for all $t \in \mathbb{T}^\kappa$, where $\mathbb{T}^\kappa = \mathbb{T}$ if \mathbb{T} is unbounded and $\mathbb{T}^\kappa = \mathbb{T} \setminus \{T_M\}$ if $\max \mathbb{T} = T_M$, by \mathcal{R}^+ and refer to it as “positively regressive”.

The “circle plus” addition on \mathcal{R} is defined by $(p \oplus q)(t) = p(t) + q(t) + \mu(t)p(t)q(t)$, and the “circle minus” subtraction is $(p \ominus q)(t) = \frac{p(t)-q(t)}{1+\mu(t)q(t)}$.

The Δ -derivative on time scales for $t \in \mathbb{T}^\kappa$, where $\mathbb{T}^\kappa = \mathbb{T}$ and $\mathbb{T}^\kappa = \mathbb{T} \setminus \{T_M\}$, if \mathbb{T} has a left-scattered maximum, is defined as follows.

Definition A1 (See [49, Definition 1.10]). *Assume $f : \mathbb{T} \rightarrow \mathbb{R}$ and let $t \in \mathbb{T}^\kappa$. Then, $f^\Delta(t)$ is the number (provided it exists) such that for any $\epsilon > 0$, there exists $\delta > 0$ such that*

$$|f(\sigma(t)) - f(s) - f^\Delta(t)[\sigma(t) - s]| \leq \epsilon |\sigma(t) - s|,$$

for all $s \in U = (t - \delta, t + \delta) \cap \mathbb{T}$. The value $f^\Delta(t)$ is called the delta derivative of f at t .

Remark A2. For a differentiable function f , $f^\sigma = f + \mu f^\Delta$ (see [49]).

Theorem A3 (See [49, Theorem 1.70]). *Let f be regulated. Then there exists a function F which is pre-differentiable with region of differentiation D such that $F^\Delta(t) = f(t)$ for all $t \in D$.*

In this case, F is called the pre-antiderivative which can be used to formulate a time scales analogue of the Fundamental Theorem of Calculus.

Definition A4 (See [49, Definition 1.71]). *Assume $f : \mathbb{T} \rightarrow \mathbb{R}$ is a regulated function. Any function F as in Theorem A3 is called a pre-antiderivative of f . We define the indefinite integral of a regulated function f by*

$$\int f(t) \Delta t = F(t) + C,$$

where C is an arbitrary constant and F is a pre-antiderivative of f . The Cauchy integral is then defined by

$$\int_r^s f(\tau) \Delta\tau = F(s) - F(r)$$

for all $r, s \in \mathbb{T}$.

If $p \in \mathcal{R}$ and $t_0 \in \mathbb{T}$, then the initial value problem

$$y^\Delta = p(t)y, \quad y(t_0) = 1,$$

possesses a unique solution, called the dynamic exponential function, denoted by $e_p(t, t_0)$.

The exponential function can be calculated, for $p \in \mathcal{R}$, from the fact that

$$e_p(t, s) = \begin{cases} \exp\left(\int_s^t \frac{\text{Log}(1+\mu(\tau)p(\tau))}{\mu(\tau)} \Delta\tau\right) & \text{if } \mu(\tau) \neq 0, \\ \exp\left(\int_s^t p(\tau) \Delta\tau\right) & \text{if } \mu(\tau) = 0. \end{cases}$$

Some useful properties of the exponential function are given below, see [49, Theorem 2.36 & 2.44].

Remark A5. If $p, q \in \mathcal{R}$, then

- a) $e_0(t, s) = 1$ and $e_p(t, t) = 1$
- b) $e_p(\sigma(t), s) = (1 + \mu(t)p(t))e_p(t, s)$
- c) $e_{\ominus p}(t, t_0) = \frac{1}{e_p(t, t_0)} = e_p(t_0, t)$.
- d) $e_p(t, s)e_p(s, r) = e_p(t, r)$
- e) $e_p(t, s)e_q(t, s) = e_{p \oplus q}(t, s)$
- f) If $p \in \mathcal{R}^+$, then $e_p(t, t_0) > 0$ for all $t \in \mathbb{T}$.

Theorem A6 (See [49, Theorem 2.39]). *If $p \in \mathcal{R}$ and $a, b, c, \in \mathbb{T}$, then*

$$\int_a^b p(t)e_p(c, \sigma(t))\Delta t = e_p(c, a) - e_p(c, b). \quad (32)$$

The exponential function can also be used to solve a linear, nonhomogeneous, dynamic equation.

Theorem A7 (Variation of Constants, see [49, Theorem 2.1]). *Assume that $p \in \mathcal{R}$ and $f \in C_{\text{rd}}$. Let $t_0 \in \mathbb{T}$ and $y_0 \in \mathbb{R}$. The unique solution of the IVP*

$$y^\Delta = p(t)y + f(t), \quad y(t_0) = y_0,$$

is given by

$$y(t) = e_p(t, t_0)y_0 + \int_{t_0}^t e_p(t, \sigma(s))f(s) \Delta s. \quad (33)$$

Theorem A8 (Gronwall's Inequality, see [49, Theorem 6.1]). *Let $y, f \in C_{\text{rd}}$ and $p \in \mathcal{R}^+$. Then*

$$y^\Delta(t) \leq p(t)y(t) + f(t) \quad \text{for all } t \in \mathbb{T}$$

implies that if $t_0 \in \mathbb{T}$

$$y(t) \leq y(t_0)e_p(t, t_0) + \int_{t_0}^t e_p(t, \sigma(\tau))f(\tau)\Delta\tau \quad \text{for all } t \in \mathbb{T}.$$

Lemma A9 (See [56, Lemma 2]). *For nonnegative $p: \mathbb{T} \rightarrow \mathbb{R}$ with $-p \in \mathcal{R}^+$, we have the following inequalities:*

$$1 - \int_{t_0}^t p(s) \Delta s \leq e_{-p}(t, t_0) \leq \exp \left\{ \int_{t_0}^t p(s) \Delta s \right\}, \quad \forall t \geq t_0.$$

The following theorem follows directly from the proof of [49, Theorem 1.76].

Theorem A10. *Assume that $g \in C_{\text{rd}}$ and $g: \mathbb{T} \rightarrow \mathbb{R}$. If there exist $T_1 < T_2 \in \mathbb{T}$ such that $g^\Delta > 0 (< 0)$ for all $t \in [T_1, T_2] \cap \mathbb{T}$, then g is strictly increasing (decreasing) for all $t \in [T_1, T_2] \cap \mathbb{T}$.*

Proof. This follows using the proof of Theorem 1.76 in [49]. □

Remark A11. We refer to g as componentwise monotonic for $t \in [T_1, T_2] \cap \mathbb{T}$ if g satisfies Theorem A10 for $t \in [T_1, T_2] \cap \mathbb{T}$ with the obvious implications for the direction field of a two dimensional phase plane.

Using the Gronwall inequality and properties of the exponential function, we can easily show the following result.

Lemma A12. *Assume \mathbb{T} is unbounded above and let $\epsilon > 0$. If there exists $T \in \mathbb{T}$ such that $z^\Delta(t) \geq \epsilon$ for all $t > T$, then $\lim_{t \rightarrow \infty, t \in \mathbb{T}} z(t) = \infty$ and if there exists $T \in \mathbb{T}$ such that $w^\Delta(t) \leq -\epsilon$ for all $t > T$, then $\lim_{t \rightarrow \infty, t \in \mathbb{T}} w(t) = -\infty$.*

Proof. Assume $z^\Delta(t) \geq \epsilon > 0$ for all $t > T$. Since z is the pre-antiderivative of z^Δ , by Definition A4, for $t_0, t \in \mathbb{T}$ and $T < t_0 < t$,

$$z(t) = z(t_0) + \int_{t_0}^t z^\Delta(\tau) \Delta\tau \geq z(t_0) + \epsilon(t - t_0).$$

Thus, for $\epsilon > 0$, $\lim_{t \rightarrow \infty, t \in \mathbb{T}} z(t) = \infty$.

Similarly, if $w^\Delta \leq -\epsilon$ for $t > T$, after using the identity in [49, Theorem 1.76], for $T < t_0 < t$ and $t_0, t \in \mathbb{T}$,

$$w(t) = w(t_0) + \int_{t_0}^t w^\Delta(\tau) \Delta\tau \leq w(t_0) - \epsilon(t - t_0).$$

Again, since $\epsilon > 0$, $\lim_{t \rightarrow \infty, t \in \mathbb{T}} w(t) = -\infty$. □

Solution of a single species logistic model (3)

Proposition A13. *The single species model:*

$$x^\Delta = -(\ominus r)x^\sigma \left(1 - \frac{x}{K}\right), \quad t \in \mathbb{T} \quad (34)$$

with parameters $r > 0$ and $K > 0$ has unique solution

$$x(t) = \frac{e_r(t, t_0)Kx(t_0)}{K + x(t_0)(e_r(t, t_0) - 1)} \geq 0,$$

with equality if and only if $x(t_0) = 0$.

Proof. Since, $\bar{x} = 0$ is an equilibrium, if $x(t_0) = 0$, then $x(t) = 0$ for all $t \geq t_0$, $t \in \mathbb{T}$. Let $u = \frac{1}{x}$ and assume that $x(t_0) > 0$. Then,

$$u^\Delta = (\ominus r)u - (\ominus r)\frac{1}{K}. \quad (35)$$

Using the variation of constants formula given in Theorem (A7) with $p(s) = (\ominus r)(s)$, Theorem A6, and Remark A5, the unique solution of (35) is given by:

$$\begin{aligned} u(t) &= e_{\ominus r}(t, t_0)u(t_0) - \frac{1}{K} \int_{t_0}^t e_{\ominus r}(t, \sigma(s))((\ominus r)(s)) \Delta s \\ &= e_{\ominus r}(t, t_0)u(t_0) - \frac{1}{K}(e_{\ominus r}(t, t_0) - e_{\ominus r}(t, t)) \\ &= \frac{1}{e_r(t, t_0)}u(t_0) + \frac{1}{K} \left(1 - \frac{1}{e_r(t, t_0)}\right). \end{aligned}$$

Replacing $u(t)$ by $\frac{1}{x(t)}$ and simplifying, the result follows noting that, $e_r(t, t_0) > 1$, because $r > 0$. \square

References

- [1] R. Agarwal and M. Bohner and D. O'Reagan and A. Peterson. Dynamic Equations on time scales: a survey. J. Comp. Appl. Math., vol. 141, pp. 1–26, 2002.
- [2] Edelstein-Keshet, L.. Mathematical Models in Biology. Society for Industrial and Applied Mathematics (SIAM, 3600 Market Street, Floor 6, Philadelphia, PA 19104), 1988.
- [3] Hutchinson, G. E.. An Introduction to Population Ecology. Yale University Press, 1978.
- [4] Wolfram Research Inc. Mathematica 12.2, 2020.
- [5] Brauer, F. and Castillo-Chavez, C.. Mathematical Models in Population Biology and Epidemiology. Springer New York, 2011.

- [6] Galor, O.. Discrete Dynamical Systems.. Springer-Verlag Berlin Heidelberg, 2007.
- [7] Braun, M. Differential Equations and Their Applications. Springer-Verlag New York, 1979.
- [8] Pielou, E. C. An Introduction to Mathematical Ecology. Wiley-Interscience, New York, 1969.
- [9] Ballyk, M. M. and Wolkowicz, G. S. K. Classical and resource-based competition: a unifying graphical approach. J. Math. Biol., vol. 62, pp. 81–109, 2011.
- [10] Gause, G. F.. The Struggle for Existence. Hafner Publishing, New York, 1934.
- [11] Streipert, S. H. and Wolkowicz, G. S. K. and Bohner, M. An alternative discrete predator-prey model. Bulletin of Mathematical Biology, vol. 84, no. 67, pp. 1–34, 2022.
- [12] Streipert, S. H. and Wolkowicz, G. S. K. A method to derive discrete population models. Springer Proceedings in Mathematics & Statistics, vol. Advances in Discrete Dynamical Systems, Difference Equations, and Applications, 2022.
- [13] MATLAB. version R2020b. The MathWorks Inc., 2020.
- [14] Roeger, Lih-Ing Wu and Lahodny, Jr., Glenn. Dynamically consistent discrete Lotka–Volterra Competition Systems. J. Differ. Equ. Appl., vol. 19, no. 2, pp. 191–200, 2013.
- [15] Roeger, Lih-Ing W. and Gelca, Razvan. Dynamically consistent discrete-time Lotka–Volterra competition models. Discrete Contin. Dyn. Syst., no. Dynamical systems, differential equations and applications. 7th AIMS Conference, suppl., pp. 650–658, 2009.
- [16] Hal L. Smith. Planar competitive and cooperative difference equations. Journal of Difference Equations and Applications, vol. 3, no. 5–6, pp. 335–357, 1998.
- [17] Liu, P. and Elaydi, S. N.. Discrete competitive and cooperative models of Lotka–Volterra type. Journal of Computational Analysis and Applications, vol. 3, no. 1, pp. 53–73, 2001.
- [18] Cushing, J. M. and Leverage, S. and Chitnis, N. and Henson, S. M.. Some discrete competitive models and the competitive exclusion principle. Journal of Difference Equations and Applications, vol. 10, no. 13–15, pp. 1139–1151, 2004.
- [19] John E. Franke and Abdul-Aziz Yakubu. Global attractors in competitive systems. Nonlinear Analysis: Theory, Methods & Applications, vol. 16, no. 2, pp. 111–129, 1991.
- [20] Baigent, Stephen. Convexity of the carrying simplex for discrete-time planar competitive Kolmogorov systems. Journal of Difference Equations and Applications, vol. 22, no. 5, pp. 609–622. Taylor & Francis, 2016.

- [21] Mickens, Ronald E.. Exact solutions to a finite-difference model of a nonlinear reaction-advection equation: Implications for numerical analysis. Numerical Methods for Partial Differential Equations, vol. 5, no. 4, pp. 313-325, 1989.
- [22] Mickens, Ronald E.. Genesis of elementary numerical instabilities in finite-difference models of ordinary differential equations. Proceedings of Dynamic Systems and Applications, no. 1308304, pp. 251–257. Dynamic, Atlanta, GA, 1994.
- [23] Mickens, Ronald E. and Smith, Arthur. Finite-difference models of ordinary differential equations: influence of denominator functions. J. Franklin Inst., vol. 327, no. 1, pp. 143–149, 1990.
- [24] Mickens, Ronald E.. Nonstandard finite difference models of differential equations, no. 1275372, pp. xii+249. World Scientific Publishing Co., Inc., River Edge, NJ, 1994.
- [25] Gouzé J.-L. and Haderler, K. P.. Monotone flows and order intervals. Nonlinear World, vol. 1, no. 1, pp. 23–34, 1994.
- [26] Leslie, P. H.. A stochastic model for studying the properties of certain biological systems by numerical methods. Biometrika, vol. 45, no. 93436, pp. 16–31, 1958.
- [27] Allen, L. J. S.. An Introduction to Mathematical Biology. Pearson/Prentice Hall, 2007.
- [28] Cabral Balreira and Elaydi, Saber and Luís, Rafael. Local stability implies global stability for the planar Ricker competition model. Discrete and Continuous Dynamical Systems - Series B, vol. 19, no. 2, pp. 323–351, 2014.
- [29] Luís, Rafael and Elaydi, Saber. Open problems in some competition models. Journal of Difference Equations and Applications, vol. 17, pp. 1873-1877, 2011.
- [30] Kulenovic, M. R. S. and Ladas, G.. Dynamics of Second Order Rational Difference Equations: With Open Problems and Conjectures. CRC Press, 2001.
- [31] Lotka, A.J. Contribution to the Theory of Periodic Reaction. J. Phys. Chem., vol. 14, no. 3, pp. 271—274, 1910.
- [32] Lotka, Alfred J. Analytical Note on Certain Rhythmic Relations in Organic Systems. Proceedings of the National Academy of Sciences, vol. 6, no. 7, pp. 410–415. National Academy of Sciences, 1920.
- [33] Kocic, V. L. and Ladas, G.. Global Behavior of Nonlinear Difference Equations of Higher Order with Applications. Springer Netherlands, 1993.
- [34] Rafael Luís and Saber Elaydi and Henrique Oliveira. Stability of a Ricker-type competition model and the competitive exclusion principle. Journal of Biological Dynamics, vol. 5, no. 6, pp. 636-660. Taylor & Francis, 2011.

- [35] Ozlem Ak Gümüs and Qianqian Cui and George Maria Selvam and Abraham Vianny Global stability and bifurcation analysis of a discrete time SIR epidemic model. *Miskolc. Math.*, vol. 23, no. 1, pp. 193–210, 2022.
- [36] Qamar Din. Qualitative behavior of a discrete sir epidemic model. *Int. J. Biomath.*, vol. 6, no. 9, pp. 1–15, 2016.
- [37] Fred Brauer and Zhilan Feng and Carlos Castillo-Chávez. Discrete epidemic models. *Mathematical Biosciences and Engineering*, vol. 7, no. 1, pp. 1–15, 2010.
- [38] Kulenović, M. R. S. and Nurkanović, M. and Yakubu, Abdul-Aziz. Asymptotic behavior of a discrete-time density-dependent SI epidemic model with constant recruitment. *J. Appl. Math. Comput.*, vol. 67, no. 1-2, pp. 733–753, 2021.
- [39] Eberhard O. Voit and Daniel V. Olivença. Discrete Biochemical Systems Theory. *Front. Mol. Biosci.*, vol. 9, no. 874669, 2022.
- [40] Huillet, Thierry E. On discrete-time multiallelic evolutionary dynamics driven by selection. *J. Probab. Stat.*, no. 2671781, pp. Art. ID 580762, 27, 2010.
- [41] Yuan, Zhaohui and Huang, Lihong and Chen, Yuming. Convergence and periodicity of solutions for a discrete-time network model of two neurons. *Math. Comput. Modelling*, vol. 35, no. 9-10, pp. 941–950, 2002.
- [42] Smith?, Robert. Modelling disease ecology with mathematics., vol. 5, no. 3720721, pp. 295. American Institute of Mathematical Sciences (AIMS), Springfield, MO, 2017.
- [43] K. Gopalsamy, I. Leung. Delay induced periodicity in a neural netlet of excitation and inhibition. *Physica D: Nonlinear Phenomena*, vol. 89, no. 3-4, pp. 395–426, 1996.
- [44] Teresa Faria. On a Planar System Modelling a Neuron Network with Memory. *Journal of Differential Equations*, vol. 168, no. 1, pp. 129–149, 2000.
- [45] H. L. Smith. Planar competitive and cooperative difference equations. *Journal of Difference Equations and Applications*, vol. 3, pp. 335–357, 1998.
- [46] Streipert, S. and Wolkowicz, G. S. K.. An augmented phase plane approach for discrete planar maps: Introducing next-iterate operators. *Mathematical Biosciences*, vol. 355, pp. 108924, 2023.
- [47] Hilger, Stefan. Ein Maßkettenkalkül ., 1988.
- [48] Bohner, Martin and Warth, Howard. The Beverton–Holt dynamic equation. *Applicable Analysis*, vol. 86, no. 8, pp. 1007–1015, 2007.
- [49] Bohner, M. and Peterson, A. Dynamic Equations on Time Scales: An Introduction with Applications., no. 1843232 (2002c:34002), pp. x+358. Birkh 2001.
- [50] Bohner, M. and Peterson, A.C. Advances in Dynamic Equations on Time Scales. Birkhäuser, 2011.

- [51] S. Olszewski. Time Scale and its Application in Perturbation Theory. Zeitschrift für Naturforschung A, vol. 46, no. 4, pp. 313–320, 1991.
- [52] Peter E. Kloeden and Alexandra Zmorzynska. Lyapunov functions for linear nonautonomous dynamical equations on time scales. Advances in difference equations, vol. 2006, no. Article ID 69106, pp. 1 – 10, 2006.
- [53] Stefan Siegmund. A spectral notion for dynamic equations on time scales. Journal of Computational and Applied Mathematics, vol. 141, no. 1, pp. 255–265, 2002.
- [54] Martynyuk, A.A.. Stability Theory for Dynamic Equations on Time Scales. Springer International Publishing, 2016.
- [55] John M. Davis and Ian A. Gravagne and Billy J. Jackson and Robert J. Marks and Alice A. Ramos. The Laplace transform on time scales revisited. Journal of Mathematical Analysis and Applications, vol. 332, no. 2, pp. 1291–1307, 2007.
- [56] Bohner, Martin. Some oscillation criteria for first order delay dynamic equations. Far East J. Appl. Math., vol. 18, no. 3, pp. 289–304, 2005.
- [57] Streipert, S.. Introduction to Time Scales. Nonlinear Systems - Recent Developments and Advances
- [58] Tucker, Ledyard R. and others. Nonlinear Systems - Recent Developments and Advances. Contributions to Mathematical Psychology. IntechOpen, 2023.
- [59] Lotka, A.J.. Elements of Physical Biology.. Williams & Wilkins, 1925.
- [60] Volterra, V.. Fluctuations in the Abundance of a Species considered Mathematically. Nature, vol. 118, pp. 558–560, 1926.
- [61] Volterra, Vito. Variazioni e fluttuazioni del numero d’individui in specie animali conviventi. Mem. Acad. Lincei Roma, vol. 2, pp. 31–113, 1926.
- [62] Sharon Kingsland. Alfred J. Lotka and the origins of theoretical population ecology. Proceedings of the National Academy of Sciences, vol. 112, no. 31, pp. 9493–9495, 2015.
- [63] Hernández-García, Emilio and López, Cristobal and Pigolotti, Simone and Andersen, Ken H. Species Competition: Coexistence, Exclusion and Clustering. Philosophical Transactions: Mathematical, Physical and Engineering Sciences, vol. 367, no. 1901, pp. 3183–3195, 2009.
- [64] Gavina, M. K. A. and Tahara, Takeru and Tainaka, Kei-ichi and Ito, Hiromu and Morita, Satoru and Ichinose, Genki and Okabe, Takuya and Togashi, Tatsuya and Nagatani, Takashi and Yoshimura, Jin. Multi-species coexistence in Lotka–Volterra competitive systems with crowding effects. Sci. Rep., vol. 8, pp. 1198, 2018.

- [65] Mooij, M. N. and Baudena, M. and von der Heydt, A. S. and Kryven, I. Stable coexistence in indefinitely large systems of competing species. *Proceedings of the Royal Society A: Mathematical, Physical and Engineering Sciences*, vol. 480, no. 2299, pp. 20240290, 2024.
- [66] Márcia Lemos-Silva and Delfim F.M. Torres. Logistic equation on time scales. *Examples and Counterexamples*, vol. 8, pp. 100197, 2025.
- [67] Elvan Akin-Bohner and Martin Bohner. Miscellaneous Dynamic Equations. *Methods Appl. Anal.*, vol. 10, no. 1, pp. 11–30, 2003.