

An IQP Born Machine for Calorimeter Image Generation at 64 Qubits with Compiled-IQP Deployment

Jamal Slim^{1,*}, Saverio Monaco^{1,2}, Florian Rehm³, Dirk Krücker¹ and Kerstin Borrás^{1,2}

¹*Deutsches Elektronen-Synchrotron, Hamburg 22607, Germany*

²*RWTH Aachen University, Aachen 52062, Germany*

³*European Organization for Nuclear Research (CERN), Geneva 1211, Switzerland*

(Dated: May 28, 2026)

We train an instantaneous quantum polynomial-time (IQP) Born machine on real high-energy-physics calorimeter shower images at 64 qubits and compile the trained model into a single sampling-hard IQP circuit for quantum deployment. The pipeline has three components: a Mixture-of-IQP (MOIQP) architecture, whose Walsh-diagonal MMD² loss is classically trainable by Van den Nest Fourier Monte Carlo; the Pearson-Stabilized Correlation Kernel (PSCK), a positive-definite MMD kernel that biases descent toward correlation-sensitive directions through a data-evaluated Jacobian of the empirical Pearson matrix; and an exact deferred-measurement compilation of MOIQP into a single IQP circuit on $n + \lceil \log_2 L \rceil$ qubits (cIQP). Across five seeds at $L = 8$, 1500 epochs, the model reaches $\text{MAE}_\rho = 0.069 \pm 0.008$ against a 0.052 encoding-fidelity floor on the training split and 0.071 ± 0.008 on a held-out test split, versus a Liu–Wang baseline at $\text{MAE}_\rho = 0.100$. The compiled cIQP reproduces the MOIQP marginal to 0.591 ± 0.012 times the Monte Carlo noise floor.

I. INTRODUCTION

Calorimeter shower simulation is one of the more demanding parts of the LHC analysis pipeline and is projected to consume millions of CPU-years per year during the high-luminosity run [1, 2]. Classical generative surrogates have made a dent in this over the last five years: GANs [3, 4], normalizing flows [5–7], and diffusion models [8, 9] reach near-Geant4 fidelity with two to three orders of magnitude speed-up, and several are already in experiment software stacks. Quantum generative models have been proposed as a further alternative [10–13], the motivation being that the Born-rule probability representation can express certain correlation structures with fewer parameters than a classical parameterization [14].

The obstacle to scaling quantum generative models on near-term hardware is that variational training of generic circuit Born machines requires repeated quantum sampling and is prone to barren plateaus [15, 16]. A useful way around this was opened by restricting the model class to *instantaneous quantum polynomial-time* (IQP) circuits [17–19]. Two results make this class well suited to scalable generative modeling. Van den Nest [20] showed that expectation values of Pauli- Z words at the output of an IQP circuit can be estimated classically in time linear in the number of qubits and gates by a Fourier Monte Carlo algorithm. Rudolph et al. [21] then observed that the MMD² loss with a Walsh-diagonal kernel decomposes as a mixture of such Pauli- Z expectations. Together these give a fully classical training procedure for IQP Born machines. Sampling from the trained circuit, on the other hand, is believed to be classically intractable [18, 27], which is the point of the *train on classical, deploy on quantum* workflow [22].

That workflow has been explored recently on synthetic and biological data. Recio-Armengol et al. [22] trained models up to 1000 qubits in classical simulation. Lerch et al. [23] trained 150-qubit models on genomic data with a data-dependent initialization scheme. Balló-Gimbernat et al. [24] ran trained shallow-IQP graph generators on superconducting hardware at up to 153 qubits. In high-energy physics the situation is different. Prior IQP and generic quantum-circuit Born-machine work has stayed at 8 to 12 qubits, typically modeling joint distributions of two or three observables [10, 11]. We are not aware of a demonstration that combines a real HEP imaging task with the roughly 10^2 -qubit scale needed for non-trivial spatial granularity.

A second point worth flagging is that all existing IQP-MMD work uses the Liu and Wang heat kernel [26], a bandwidth-mixed Walsh-diagonal Gaussian that spreads its Fourier weight fairly evenly across low-order Pauli- Z correlators. That uniform weighting is not ideal when the signal of physical interest is concentrated in pairwise correlation structure, as it is for calorimeter showers, where the spatial energy-correlation pattern is what separates electromagnetic from hadronic showers and signal from background. In our hands the Liu and Wang baseline saturates at a correlation reconstruction error about twice the encoding-fidelity floor and shows a systematic $\sim 30\%$ amplitude compression on recovered Pearson correlations.

This paper presents a method to train IQP Born machines on real HEP non-binary data at scale; Fig. 1 summarizes the pipeline. Our method first proposes a Mixture-of-IQP (MOIQP) architecture in which L IQP components share a fixed Erdős–Rényi gate graph but have independent trainable angles and are mixed uniformly at the output. Because mixture Z -correlators are linear in the per-component Z -correlators, the Van den Nest training machinery carries over with no changes. We also show that the MOIQP can be compiled exactly

* jamal.slim@desy.de

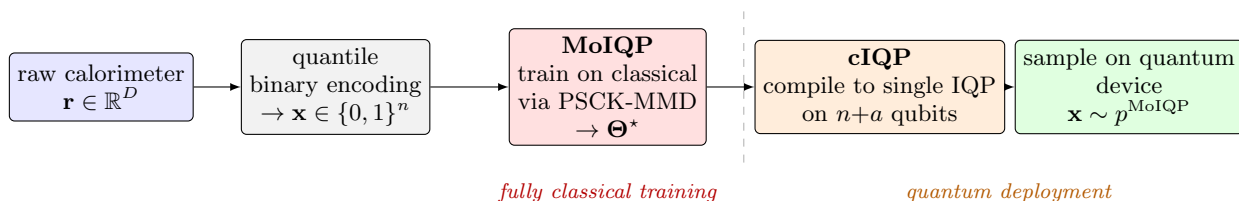


FIG. 1: Overall pipeline. Raw calorimeter shower data $\mathbf{r} \in \mathbb{R}^D$ is quantile-binned and binary-encoded to bitstrings $\mathbf{x} \in \{0, 1\}^n$ with $n = D \cdot B$. The MoIQP model is trained on classical hardware through Van den Nest Fourier Monte Carlo [20] evaluation of its low-order Pauli- Z correlators with the PSCK MMD objective. After training, the L components are compiled into a single IQP circuit on $n + a$ qubits with $a = \lceil \log_2 L \rceil$ Walsh–Hadamard ancillas (cIQP); this compiled circuit is the object deployed on quantum hardware to generate calorimeter samples. The classical–quantum boundary separates training (Van den Nest MC) from deployment (Bremner–Jozsa–Shepherd-hard sampling).

to a single IQP circuit on $n + \lceil \log_2 L \rceil$ qubits through deferred measurement of a Walsh–Hadamard ancilla register. We call this compiled circuit cIQP. The compiled-vs-mixture disagreement is 0.591 ± 0.012 times the Monte Carlo noise floor across five independent training seeds at $n = 64$, consistent with exact agreement at the MC precision.

The second contribution is the Pearson-Stabilized Correlation Kernel,

$$K_{\text{PSCK}} = \text{diag}(\boldsymbol{\omega}_{\text{heat}}) + \eta \mathbf{J}^\top \mathbf{J}, \quad (1)$$

where \mathbf{J} is the Jacobian of the empirical Pearson correlation matrix with respect to the model Z -marginals, evaluated at the data. It is a positive-semidefinite rank- P correction on top of a positive-definite diagonal and is therefore positive-definite for any $\eta > 0$. Training reduces to a Gauss–Newton-style bias toward parameter directions that actually change the correlation matrix. The kernel change touches only the loss landscape, not the deployed circuit, so sampling hardness is untouched.

The third addition is the empirical demonstration. We train on 47 682 CLIC-detector electron shower images encoded at $B = 8$ bits per cell, giving $n = 64$ qubits. Across five independent seeds at $L = 8$ and 1500 epochs we measure $\text{MAE}_\rho = 0.069 \pm 0.008$ and $r_\rho = 0.988 \pm 0.002$ on the training split against a 0.052 encoding-fidelity floor, $\text{MAE}_\rho = 0.071 \pm 0.008$ on the held-out test split against a 0.055 floor, with $\text{MAE}_z = 0.011 \pm 0.002$ and final losses in the range 0.38 to 1.47. The Liu and Wang baseline at the same configuration plateaus at $\text{MAE}_\rho = 0.100$. The five-seed model train-test gap on MAE_ρ is 0.0023 ± 0.0006 , smaller than the encoding-floor train-test gap of 0.0033, so there is no sign of overfitting beyond sample-statistical fluctuation between the two splits. Per-feature marginal distributions, recovered exactly through Walsh–Hadamard inversion of intra-feature Z -correlators and without sampling, split the eight calorimeter cells cleanly into five approximately Gaussian cells matched within a few integer levels and three heavy-tailed inner-shower cells where the residual mismatch is consistent with the absence of weight ≥ 3 intra-feature observables from the training objective. A

gradient scan across $n \in \{16, 24, 32, 48, 64\}$ shows per-gate gradient variance scaling as $n^{0.05}$ for PSCK and $n^{1.87}$ for Liu and Wang. Both scalings are polynomial; neither shows a barren plateau in the regime we study.

The paper is organized as follows. Sec. II recaps the IQP framework and the Van den Nest algorithm. Sec. III introduces MoIQP and the cIQP compilation. Sec. IV derives PSCK. Sec. V reports the calorimeter experiment and the trainability scan. Sec. VI discusses scope and limitations. Appendices A and B give the cIQP and Pearson-Jacobian derivations. Appendices C and D give the supplementary numerics. Figure 1 summarizes the full pipeline, from raw calorimeter data to quantum deployment.

II. FRAMEWORK

A. IQP Born model

A parameterized IQP circuit on n qubits has the form $U(\boldsymbol{\theta}) = H^{\otimes n} D(\boldsymbol{\theta}) H^{\otimes n}$, with D diagonal in the computational basis and entries $D_{xx} = \prod_{G \in \mathcal{G}} \exp(i \theta_G (-1)^{|x \cap G|})$. Equivalently, $U(\boldsymbol{\theta}) = \prod_G \exp(i \theta_G X_G)$ with $X_G = \prod_{i \in G} X_i$, where \mathcal{G} is a fixed multiset of qubit subsets (the gate graph). The model defines a Born distribution $p_{\boldsymbol{\theta}}(x) = |\langle x | U(\boldsymbol{\theta}) | 0 \rangle|^2$; see Fig. 2.

We take \mathcal{G} to be a sparse Erdős–Rényi graph of average degree 6, a regime that supports both classical training and conjectured sampling hardness [25]. At $n = 64$ this gives a base gate count $|\mathcal{G}|$ in the range 256 to 287 across the five seed-specific realizations (graph seed = user-seed + 1, as shown Sec. V).

For $\beta \subseteq \{0, \dots, n-1\}$ the Pauli- Z correlator $Z_\beta = \prod_{i \in \beta} Z_i$ has expectation

$$\langle Z_\beta \rangle_{\boldsymbol{\theta}} = \mathbb{E}_{p_{\boldsymbol{\theta}}}[\chi_\beta(x)], \quad \chi_\beta(x) = (-1)^{\beta \cdot x}, \quad (2)$$

with χ_β the Walsh character indexed by β . Van den Nest’s algorithm [20] provides an unbiased classical

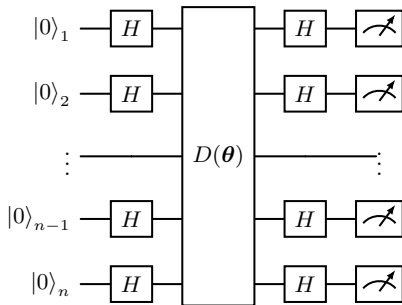


FIG. 2: Single IQP Born-machine circuit. The Hadamard–diagonal–Hadamard sandwich is the defining structure of IQP circuits. The diagonal block

$D(\boldsymbol{\theta}) = \prod_{G \in \mathcal{G}} \exp(i \theta_G \prod_{i \in G} Z_i)$ gives one Z -phase rotation per gate G of the graph: a single-qubit R_Z for weight-1 gates, a ZZ -phase rotation (CNOT– R_Z –CNOT, or a native cross-resonance ZX) for weight-2 gates. Measurement in the computational basis yields samples from $p_{\boldsymbol{\theta}}(x) = |\langle x | U(\boldsymbol{\theta}) | 0 \rangle|^2$.

Monte Carlo estimator,

$$\langle Z_{\beta} \rangle_{\boldsymbol{\theta}} = \mathbb{E}_{y \sim \text{Unif}(\{0,1\}^n)} \left[\prod_{G \in \text{act}(\beta)} \cos(2\theta_G \xi_G(y)) \right], \quad (3)$$

where $\text{act}(\beta)$ collects the gates whose support overlaps β in odd parity and $\xi_G(y) = (-1)^{|G \cap y|}$. The estimator is evaluated with M Monte Carlo samples at cost $\mathcal{O}(M \cdot |\text{act}(\beta)|)$.

B. Walsh-diagonal MMD²

If the kernel $k(x, y)$ is invariant under bitwise XOR (equivalently, diagonal in the Walsh basis with non-negative spectrum $\hat{k}_{\beta} \geq 0$), the squared MMD between $p_{\boldsymbol{\theta}}$ and p_{data} takes the closed form

$$\begin{aligned} \text{MMD}^2(\boldsymbol{\theta}) &= \sum_{\beta \neq \emptyset} \hat{k}_{\beta} (\langle Z_{\beta} \rangle_{\boldsymbol{\theta}} - \langle Z_{\beta} \rangle_{\text{data}})^2 \\ &= \boldsymbol{\delta z}(\boldsymbol{\theta})^{\top} \text{diag}(\hat{\mathbf{k}}) \boldsymbol{\delta z}(\boldsymbol{\theta}), \end{aligned} \quad (4)$$

with $\boldsymbol{\delta z}(\boldsymbol{\theta}) \equiv \langle Z_{\beta} \rangle_{\boldsymbol{\theta}} - \langle Z_{\beta} \rangle_{\text{data}}$. The Liu and Wang heat kernel [26] corresponds to $\hat{k}_{\beta}^{\text{heat}} = \frac{1}{B} \sum_{b=1}^B \exp(-2\sigma_b^2 |\beta|)$ for a chosen set of bandwidths $\{\sigma_b\}$.

Training procedure. For a finite observable basis $\mathcal{O}_K = \{\beta : 1 \leq |\beta| \leq K\}$ we use classical Adam on Eq. (4), Monte Carlo evaluation of $\langle Z_{\beta} \rangle_{\boldsymbol{\theta}}$ via Eq. (3), exact evaluation of $\langle Z_{\beta} \rangle_{\text{data}}$ on the empirical data, reverse-mode automatic differentiation (AD) through Eq. (3) for parameter gradients, and a gradient update. We use $K = 2$ throughout, which gives $|\mathcal{O}_2| = n + \binom{n}{2}$ observables (2080 at $n = 64$).

Sampling hardness. Training is fully classical, but sampling from the trained IQP circuit is believed to be classically intractable to within multiplicative or additive error [18, 19, 27]. To use the trained model as a generator one has to deploy it on a quantum device.

III. MIXTURE-OF-IQP AND COMPILED-IQP DEPLOYMENT

A. MoIQP as a uniform mixture

A single IQP circuit on a fixed gate graph is expressively constrained because its Born distribution is a Walsh polynomial of degree at most the maximum gate weight, with coefficients on the cosine manifold parameterized by the gate angles. To enlarge the model class without changing the gate graph, define

$$p_{\boldsymbol{\Theta}}^{\text{MoIQP}}(x) = \frac{1}{L} \sum_{\ell=0}^{L-1} |\langle x | U(\boldsymbol{\theta}^{(\ell)}) | 0 \rangle|^2, \quad (5)$$

with L independent angle vectors $\boldsymbol{\Theta} = (\boldsymbol{\theta}^{(0)}, \dots, \boldsymbol{\theta}^{(L-1)})$ on the same gate graph \mathcal{G} . The mixture marginal Pauli- Z expectations are component-wise averages,

$$\langle Z_{\beta} \rangle_{\boldsymbol{\Theta}}^{\text{MoIQP}} = \frac{1}{L} \sum_{\ell=0}^{L-1} \langle Z_{\beta} \rangle_{\boldsymbol{\theta}^{(\ell)}}, \quad (6)$$

so that the Van den Nest training procedure carries over unchanged. The per-component Z -correlators are averaged before the MMD loss is evaluated. The number of trainable parameters scales as $L \cdot |\mathcal{G}|$, and the gradient cost scales the same way. We use $L = 8$ in the headline experiments. Fig. 3 sketches the classical mixture. Next, in Sec. III B, we show how to build the corresponding coherent quantum circuit.

B. cIQP: deferred-measurement compilation

A naive quantum deployment of Eq. (5) would require L separate IQP circuit executions plus classical post-mixing. We show instead that the entire MoIQP can be written as a single IQP circuit on $n + a$ qubits with $a = \lceil \log_2 L \rceil$, using a Walsh–Hadamard-prepared ancilla register that selects the mixture component coherently.

Construction. Initialize a ancillas to $|0\rangle^{\otimes a}$ and apply a Hadamard layer, giving the uniform superposition $\frac{1}{\sqrt{L}} \sum_{\ell} |\ell\rangle$ when $L = 2^a$. For each gate $G \in \mathcal{G}$ with component-indexed angles $\{\theta_G^{(\ell)}\}$ define the controlled IQP gate

$$C\text{-exp}(\sum_{\ell} i \theta_G^{(\ell)} X_G) = \sum_{\ell=0}^{L-1} |\ell\rangle\langle\ell| \otimes \exp(i \theta_G^{(\ell)} X_G). \quad (7)$$

All X_G commute, so the full controlled IQP unitary is diagonal in the ancilla basis and the controls expand in the

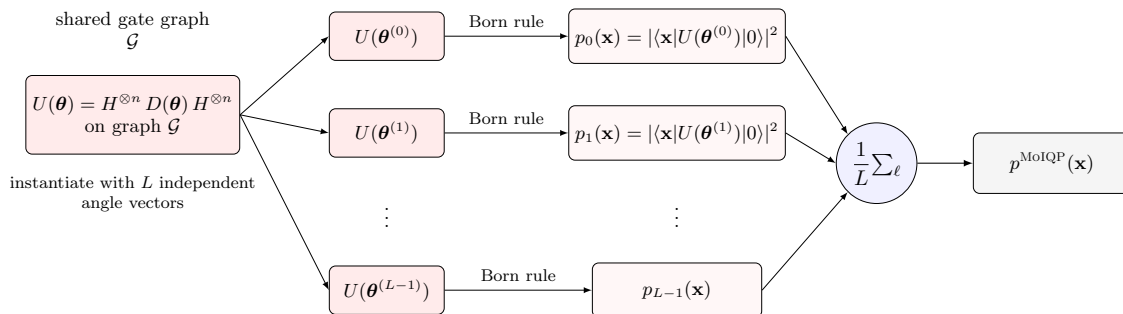


FIG. 3: MoIQP as a uniform mixture of IQP Born distributions. A single IQP circuit $U(\boldsymbol{\theta}) = H^{\otimes n} D(\boldsymbol{\theta}) H^{\otimes n}$ on a shared gate graph \mathcal{G} is instantiated with L independent angle vectors $\boldsymbol{\theta}^{(\ell)}$. Each instance has Born distribution $p_\ell(\mathbf{x}) = |\langle \mathbf{x} | U(\boldsymbol{\theta}^{(\ell)}) | 0 \rangle|^2$, and the MoIQP model distribution is their uniform average $p^{\text{MoIQP}}(\mathbf{x}) = \frac{1}{L} \sum_\ell p_\ell(\mathbf{x})$. Expectations of Pauli- Z words under p^{MoIQP} are linear in the components (Eq. 6), so the Van den Nest Monte Carlo estimator and the Walsh-diagonal MMD² loss of single-IQP training both extend to the mixture at no additional cost. The same p^{MoIQP} is realized at deployment by a single compiled circuit, cIQP (Fig. 4), without classical post-mixing.

Walsh basis on the ancillas, giving an ordinary (uncontrolled) IQP circuit on $n + a$ qubits whose data-register reduced density matrix equals the MoIQP mixture of Eq. (5).

Tracing out (equivalently, measuring) the ancilla register reproduces Eq. (5) on the data register. The full derivation, including the explicit Walsh–Hadamard relation between base angles and compiled angles, is in Appendix A.

Hardness. The compiled circuit is itself IQP on $n + a$ qubits, so its joint sampling hardness follows from the standard Bremner–Jozsa–Shepherd argument [18, 19] applied at the larger qubit count. Whether the *data-register marginal* of the compiled circuit inherits that hardness is subtler, since marginalizing over an entangled ancilla can in principle reduce distributional complexity. Appendix A addresses this point carefully.

Numerical validation. Across five training seeds at $n = 64$, $L = 8$, the per-observable disagreement between the cIQP data-register marginal and the MoIQP target, at $M = 2 \times 10^5$ Van den Nest latents, is 0.591 ± 0.012 times the Monte Carlo noise floor $1/\sqrt{M}$. The compilation is therefore exact to machine precision up to Monte Carlo noise.

IV. THE PEARSON-STABILIZED CORRELATION KERNEL

A. Why the heat kernel undershoots

The Liu and Wang heat kernel has Walsh spectrum $\hat{k}_\beta^{\text{heat}} \propto \exp(-2\sigma^2|\beta|)$ at a single bandwidth σ . The finite-bandwidth mixture used in practice preserves this exponential decay in $|\beta|$ with an effective scale. The MMD² loss weights each Walsh-basis residual $\langle Z_\beta \rangle_\theta - \langle Z_\beta \rangle_{\text{data}}$ by \hat{k}_β , so weight-2 residuals enter the loss a factor $\exp(-2\sigma^2)$ below weight-1 residuals.

The gradient signal on the pairwise correlations ρ , which are fixed by the weight-2 observables together with the means, is correspondingly weaker than the signal on the single-qubit means $\langle Z_i \rangle$ themselves. The training history reflects this imbalance. The model drives the means close to the data in the first ~ 50 epochs, then spends the remaining epoch budget slowly reducing the weight-2 residuals and does not reach the encoding-fidelity floor on ρ . The visible consequence is a model whose correlation sign pattern is correct but whose amplitudes are systematically compressed (Fig. 6, top right).

We address this with a kernel that biases descent directly toward correlation-sensitive parameter directions while preserving positive-definiteness, classical trainabil-

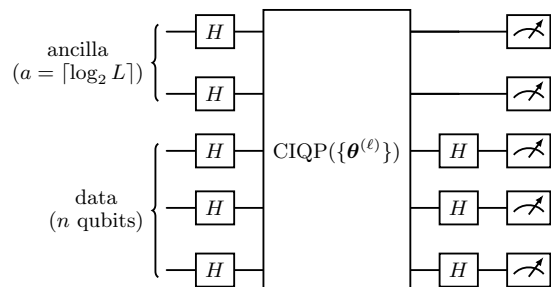


FIG. 4: cIQP deployment. The L -component MoIQP is compiled into a single IQP-form circuit on $n + a$ qubits with $a = \lceil \log_2 L \rceil$ ancillas. The ancillas are prepared in the uniform Walsh–Hadamard superposition $|+\rangle^{\otimes a} = (1/\sqrt{L}) \sum_\ell |\ell\rangle$. The controlled-IQP block applies an ℓ -dependent IQP unitary to the data register; trailing data-register Hadamards complete the sandwich. Tracing out (equivalently, measuring) the ancilla register reproduces the MoIQP data-register marginal. The compiled circuit is itself IQP on $n + a$ qubits.

ity, and quantum sampling hardness.

B. Pearson Jacobian

For the binary encoding (see Sec. V A), the empirical Pearson correlation between calorimeter cells f and g under the trained model is

$$\rho_{fg}(\boldsymbol{\theta}) = \frac{\text{Cov}_{\boldsymbol{\theta}}[S_f, S_g]}{\sqrt{\text{Var}_{\boldsymbol{\theta}}[S_f] \text{Var}_{\boldsymbol{\theta}}[S_g]}}, \quad (8)$$

with $S_f(x) = \sum_k 2^{B-1-k} b_{f,k}(x)$ the integer level of feature f and $b_{f,k} = (1 - Z_{fB+k})/2$. Both numerator and denominator are linear functionals of the Z -correlators in the \mathcal{O}_2 basis, $\text{Cov}[S_f, S_g] = \sum_{k,k'} 2^{2B-2-k-k'} (\langle Z_{fB+k} Z_{gB+k'} \rangle - \langle Z_{fB+k} \rangle \langle Z_{gB+k'} \rangle)/4$, and similarly for the variances. The full functional ρ_{fg} thus factors through the model Z -marginals.

We define the *Pearson Jacobian* \mathbf{J} as the matrix of partial derivatives that links an infinitesimal change in any Pauli expectation $\langle Z_{\beta} \rangle$ to the change it induces in each pairwise correlation ρ_{fg} , evaluated at the data:

$$\mathbf{J}_{(fg),\beta} \equiv \left. \frac{\partial \rho_{fg}}{\partial \langle Z_{\beta} \rangle} \right|_{\langle \mathbf{Z} \rangle = \langle \mathbf{Z} \rangle_{\text{data}}}. \quad (9)$$

Rows are indexed by the $P = \binom{D}{2}$ unordered feature pairs (fg) and columns by the $K = |\mathcal{O}_2|$ weight ≤ 2 Pauli observables β , so \mathbf{J} is a $P \times K$ matrix.

Because the evaluation point is fixed at the data expectation $\langle \mathbf{Z} \rangle_{\text{data}}$ rather than at the running model, \mathbf{J} depends only on the dataset; it is therefore a constant linear map, built once before training begins and reused at every gradient step. A closed-form expression for its entries is given in Appendix B.

C. The PSCK kernel

The Pearson-Stabilized Correlation Kernel reads

$$K_{\text{PSCK}} = \text{diag}(\boldsymbol{\omega}_{\text{heat}}) + \eta \mathbf{J}^{\top} \mathbf{J}, \quad (10)$$

with $\eta \geq 0$ a scalar mixing weight; we use $\eta = 5$ throughout. Eq. (10) is the sum of a positive-definite diagonal kernel (Liu and Wang) and a positive-semidefinite rank- P correction, and is therefore positive-definite for any $\eta > 0$. The training loss is

$$\mathcal{L}_{\text{PSCK}}(\boldsymbol{\Theta}) = \delta \mathbf{z}(\boldsymbol{\Theta})^{\top} K_{\text{PSCK}} \delta \mathbf{z}(\boldsymbol{\Theta}) = \mathcal{L}_{\text{heat}} + \eta \mathcal{L}_{\rho\text{-tan}}, \quad (11)$$

with $\mathcal{L}_{\text{heat}} = \delta \mathbf{z}^{\top} \text{diag}(\boldsymbol{\omega}_{\text{heat}}) \delta \mathbf{z}$ the Liu and Wang MMD² and $\mathcal{L}_{\rho\text{-tan}} = \|\mathbf{J} \delta \mathbf{z}\|^2$ the squared L_2 residual of the linearized Pearson-correlation reconstruction.

D. Gauss–Newton on Pearson MSE

The added term $\mathcal{L}_{\rho\text{-tan}}$ is the Gauss–Newton linearization of the Pearson MSE

$$\mathcal{L}_{\text{Pearson}} = \sum_{f < g} (\rho_{fg}(\boldsymbol{\theta}) - \rho_{fg}^{\text{data}})^2,$$

at the data point. Expanding ρ_{fg} to first order around $\langle \mathbf{Z} \rangle_{\text{data}}$ gives

$$\rho_{fg}(\boldsymbol{\theta}) - \rho_{fg}^{\text{data}} \approx \sum_{\beta} \mathbf{J}_{(fg),\beta} (\langle Z_{\beta} \rangle_{\boldsymbol{\theta}} - \langle Z_{\beta} \rangle_{\text{data}}),$$

so the following approximation holds,

$$\mathcal{L}_{\text{Pearson}} \approx \|\mathbf{J} \delta \mathbf{z}\|^2 = \mathcal{L}_{\rho\text{-tan}}.$$

Eq. (11) is therefore a sum of a valid Walsh-diagonal MMD² that guarantees distribution matching in the limit and a tangent-space target on Pearson correlations. The linearization is exact at the optimum $\delta \mathbf{z} \rightarrow 0$, and because \mathbf{J} is evaluated at the data it never moves, which avoids the moving-target pathology of Gauss–Newton methods at non-stationary linearization points.

E. Classical trainability and sampling hardness

Since \mathbf{J} acts only on the residual vector $\delta \mathbf{z} \in \mathbb{R}^K$ and not on the individual Z -correlators, the additional gradient terms from the rank- P correction are classically computable in time $\mathcal{O}(P \cdot K)$ once the $\langle Z_{\beta} \rangle_{\boldsymbol{\theta}}$ values have been obtained by the Van den Nest Monte Carlo estimator. Three properties of the underlying Liu–Wang construction are preserved.

- *Classical trainability* — the gradient $\partial \mathcal{L}_{\text{PSCK}} / \partial \theta_G$ needs only the same Van den Nest Monte Carlo evaluations as Liu–Wang training, followed by a fixed $K \times K$ matrix multiplication.
- *Sampling hardness* — the kernel affects only the loss landscape, not the deployed circuit, so the trained model is still IQP (or, after compilation, cIQP) and its sampling complexity is unchanged.
- *Positive-definiteness* — at our chosen $\eta = 5$ the condition number of K_{PSCK} is ~ 29 at $n = 64$, comfortably within a numerically stable regime.

V. EXPERIMENTS

A. Dataset and encoding

We use the calorimeter shower image dataset of Ref. [28], $N = 47\,682$ samples of energy depositions in the electromagnetic calorimeter of the CLIC (Compact

TABLE I: Results at $n = 64$, $L = 8$, 1500 epochs. PSCK-MoIQP entries are mean \pm std across five independent seeds on both the training split and the held-out 20% test split. The Liu and Wang baseline is a single seed at the same configuration, training split only. The encoding-fidelity floor is the irreducible MAE_ρ from the $B = 8$ binary quantile encoding: no model can do better on weight- ≤ 2 observables.

Quantity	PSCK-MoIQP train	PSCK-MoIQP test	LW-MMD	floor
MAE_ρ	0.069 ± 0.008	0.071 ± 0.008	0.100	0.052 (tr) / 0.055 (te)
r_ρ	0.988 ± 0.002	0.987 ± 0.002	0.987	—
MAE_z	0.011 ± 0.002	0.015 ± 0.002	0.006	—
MAE_ρ gap	0.0023 ± 0.0006	—	—	0.0033
cIQP/MC ratio	0.591 ± 0.012	—	—	—

Linear Collider) detector, downsampled to $D = 8$ longitudinal shower-depth bins per event. For each cell f the continuous energy r_f is mapped to one of 2^B integer levels by quantile binning on the training split only (no test-split leakage into the encoding), and the integer level $S_f \in \{0, \dots, 2^B - 1\}$ is binary-encoded as B bits in the standard way. The full encoded sample is the concatenation $x \in \{0, 1\}^n$ with $n = D \cdot B$.

The data are split 80/20 into training and test subsets, giving $N_{\text{train}} = 38146$ and $N_{\text{test}} = 9536$. The split is created once and reused across all experiments. At $B = 8$ the encoding-fidelity floors, defined as the MAE_ρ attained by a model that exactly matches the data’s $\langle Z_\beta \rangle$ for $\beta \in \mathcal{O}_2$, are $\text{MAE}_\rho^{\text{enc, train}} = 0.052$ and $\text{MAE}_\rho^{\text{enc, test}} = 0.055$. The 0.003 train-test gap reflects the smaller sample size of the test set and is the reference scale for distinguishing model generalization from sample-statistical noise.

B. 64-qubit PSCK-MoIQP on calorimeter images

1. Configuration

All runs use $B = 8$ ($n = 64$ qubits), $L = 8$ MoIQP components, an Erdős-Rényi gate graph at average degree 6.0 (graph seed = user-seed + 1, so the graph itself varies seed to seed with $|\mathcal{G}|$ in the range 256 to 287), 1500 Adam epochs, learning rate 0.02 with cosine restarts every 100 epochs, Monte Carlo batch size $M = 4096$ per forward pass, PSCK mixing weight $\eta = 5$, and the standard multi-bandwidth set for the heat kernel. We run five independent user-seeds, $\{42, 43, 44, 45, 46\}$, each of which controls the graph, the parameter initialization, and the Monte Carlo stream.

2. Convergence

Fig. 5 plots MAE_ρ as a function of epoch across the sweep. All five seeds descend past $\text{MAE}_\rho = 0.08$ between epoch 659 and epoch 1458 and sit on their respective asymptotic plateaus by epoch 1500 (see convergence indicator in Appendix D). The seed-wise min-max envelope

is tight at late times; the ratio of maximum to minimum MAE_ρ across the five seeds stays within 1.3 throughout the last 300 epochs. The Liu and Wang baseline, at the same $L = 8$ and epoch budget, plateaus at $\text{MAE}_\rho \approx 0.10$ after ~ 500 epochs and does not close the remaining gap.

3. Main result

Table I summarizes the five-seed sweep; per-seed numbers are in Appendix D. The mean $\text{MAE}_\rho = 0.069 \pm 0.008$ is 0.017 above the encoding-fidelity floor $\text{MAE}_\rho^{\text{enc, train}} = 0.052$. The weight-2 Z -correlator mean absolute error is $\text{MAE}_z = 0.011 \pm 0.002$, near the Monte Carlo noise floor at $M = 4096$. All five seeds achieve $\text{MAE}_\rho < 0.08$ and converge (convergence indicator $\Delta < 0.005$ for each seed; see Appendix D). The cIQP deployment agrees with its MoIQP target to 0.591 ± 0.012 times the Monte Carlo noise floor $M^{-1/2}$ at $M = 2 \times 10^5$ latents, consistent to $\pm 2\%$ across all five seeds despite the 12% spread in $|\mathcal{G}|$.

4. Pairwise correlation reconstruction

The top row of Fig. 6 shows the recovered Pearson correlation matrix ρ_{fg} of PSCK-MoIQP (middle) and the Liu and Wang baseline (right) against the training-split data (left). PSCK recovers the full amplitude range of the data, $|\rho| \in [-0.85, +0.85]$, at the best seed ($r_\rho = 0.990$, $\text{MAE}_\rho = 0.060$), and averages $r_\rho = 0.988 \pm 0.002$ with $\text{MAE}_\rho = 0.071 \pm 0.008$ across the five-seed sweep. The Liu and Wang baseline saturates at $\text{MAE}_\rho = 0.100$, roughly twice the encoding floor, and compresses the amplitude range visibly at the band extremes.

The bottom row of Fig. 6 decomposes the comparison into signed residuals $\Delta_{fg} = \rho_{fg}^{\text{model}} - \rho_{fg}^{\text{data}}$ and a pair-level advantage map. The PSCK residual has mean bias $\bar{\Delta} = +0.004$ and off-diagonal RMS 0.088, statistically zero at the Monte Carlo noise floor. The Liu and Wang residual has $\bar{\Delta} = -0.008$ and RMS 0.124, with a spatially structured sign pattern: systematically negative on the intra-shower block (f_2, \dots, f_4) and positive on the peripheral block (f_5, \dots, f_7), which is the amplitude-compression signature of the top row made explicit on the residual. PSCK is strictly better than

Liu and Wang on 20 of 28 off-diagonal pairs; the 8 pairs on which Liu and Wang is strictly better all sit at $|\Delta_{\text{LW}}| - |\Delta_{\text{PSCK}}| \geq -0.04$, within Monte Carlo noise.

5. Generalization

We ran the held-out evaluation protocol on the 20% test split for all five training seeds. The full- M reference run for seed 42 (Monte Carlo count $M = 10^5$) and four memory-lean reruns at $M = 2 \times 10^4$ for seeds 43 through 46 (validated against the reference at 1.7×10^{-4} agreement on MAE_ρ , i.e. well inside the Monte Carlo noise floor $M^{-1/2} \approx 7 \times 10^{-3}$) give five-seed test-split statistics $\text{MAE}_\rho^{\text{test}} = 0.071 \pm 0.008$, $r_\rho^{\text{test}} = 0.987 \pm 0.002$, and $\text{MAE}_z^{\text{test}} = 0.015 \pm 0.002$. The per-seed train-test gap on MAE_ρ is $+0.003, +0.003, +0.001, +0.002, +0.003$ for seeds 42 through 46 respectively, with five-seed mean 0.0023 ± 0.0006 . This is smaller than the train-test gap of the encoding-fidelity floor itself, $0.0548 - 0.0515 = 0.0033$: the model’s generalization gap sits below the sample-statistical gap between the two splits, which is what one should see for a model that is not overfitting. Per-seed test-split numbers are in Table V of Appendix D.

C. Per-feature distributional metrics

The MMD² training objective fixes only the weight ≤ 2 Z -correlators of the model. To see what happens to the per-feature marginals as a side effect we use a

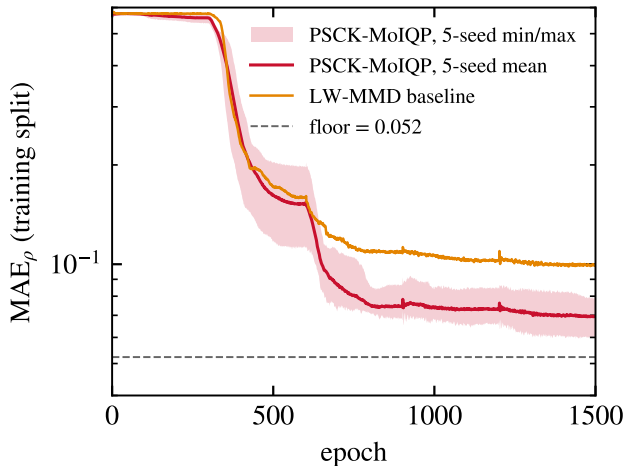


FIG. 5: Training-split MAE_ρ as a function of epoch at $n = 64$. Solid red: PSCK seed mean across the five training seeds. Shaded band: seed-wise min-max envelope at each epoch. Orange: single-seed Liu–Wang baseline at the same $L = 8$ and epoch budget. Dashed line: encoding-fidelity floor on the training split (0.052). The step features every 100 epochs are cosine restarts of Adam.

sampling-free diagnostic. For each cell f we evaluate all $2^B - 1 = 255$ intra-feature Z -correlators $\langle \prod_{k \in S} Z_{fB+k} \rangle$ for $S \subseteq \{0, \dots, B - 1\}$ and apply the inverse Walsh–Hadamard transform to recover the exact per-feature marginal $p_\theta^{(f)}(x_f) = (1/2^B) \sum_\beta \langle Z_\beta \rangle_\theta^{(f)} (-1)^{\beta \cdot x_f}$. Mapping bit patterns to integer levels gives $p_\theta^{(f)}(v)$ for $v \in \{0, \dots, 2^B - 1\}$, directly comparable to the empirical level histogram.

Evaluating all eight cells costs $D \cdot (2^B - 1) = 2040$ Van den Nest MC forward passes, about 30 minutes per trained model. No sampling from the model is involved.

Panel (a) of Fig. 7 shows the eight per-cell distributions on the test split. Cells f_3 through f_7 are matched at the visual scale across the full level support; cells f_0 through f_2 show systematic deviation at low levels. Quantitatively, the W_1 distances (panel (b)) read $f_0 = 19.9$, $f_1 = 23.4$, $f_2 = 17.9$ versus $f_3 = 3.4$, $f_4 = 5.0$, $f_5 = 5.7$, $f_6 = 5.8$, $f_7 = 6.8$; the Kolmogorov–Smirnov statistics (panel (c)) sit in 0.13–0.20 for the first three cells and 0.03–0.07 for the other five.

This split lines up with the physics of the dataset. Cells f_0 through f_2 are the inner-shower cells with strongly skewed, heavy-tailed energy depositions (small mean, long positive tail). Cells f_3 through f_7 are outer cells with approximately log-normal, near-Gaussian distributions. Capturing the heavy-tailed marginals requires the training objective to fix the third and higher cumulants of each feature, which in Z -correlator language needs intra-feature observables of weight ≥ 3 . Our \mathcal{O}_2 basis fixes only means and pairwise covariances, so the mismatch on f_0 through f_2 is a consequence of that choice rather than a failure of the model. Extending \mathcal{O}_K to weight-3 intra-feature observables is a natural next step (see Sec. VID).

D. Trainability scan

We test for barren plateaus by drawing $K_{\text{init}} = 200$ independent parameter initializations from $\mathcal{N}(0, \sigma^2 I)$ at $\sigma = 0.1$ for each $n \in \{16, 24, 32, 48, 64\}$. For each draw we compute $\nabla \mathcal{L}_{\text{PSCK}}$ by Van den Nest at $M_{\text{grad}} = 2048$ and record the per-gate variance $\text{Var}_\theta[\partial \mathcal{L} / \partial \theta_G]$. The same scan is run for the Liu and Wang baseline.

For both losses the per-gate variance is flat or polynomially growing in n (Fig. 8): $\text{Var}[\partial \mathcal{L}_{\text{PSCK}} / \partial \theta] \propto n^{0.05}$ and $\text{Var}[\partial \mathcal{L}_{\text{LW}} / \partial \theta] \propto n^{1.87}$. Neither shows the exponential decay $\text{Var} \propto e^{-\alpha n}$ that defines a barren plateau. This is empirical and complements the analytic results of Refs. [23, 25]. At $\sigma = 0.1$ with sparse Erdős–Rényi gate connectivity, IQP Born machines on calorimeter-style data remain trainable up to $n = 64$. Full tables and caveats are in Appendix C.

PSCK has roughly 16 times the per-gate gradient variance of the Liu and Wang baseline at $n = 64$ in absolute terms, and 178 times at $n = 16$. As a statement about trainability this is misleading. The losses have different scales and Adam-type optimizers are in-

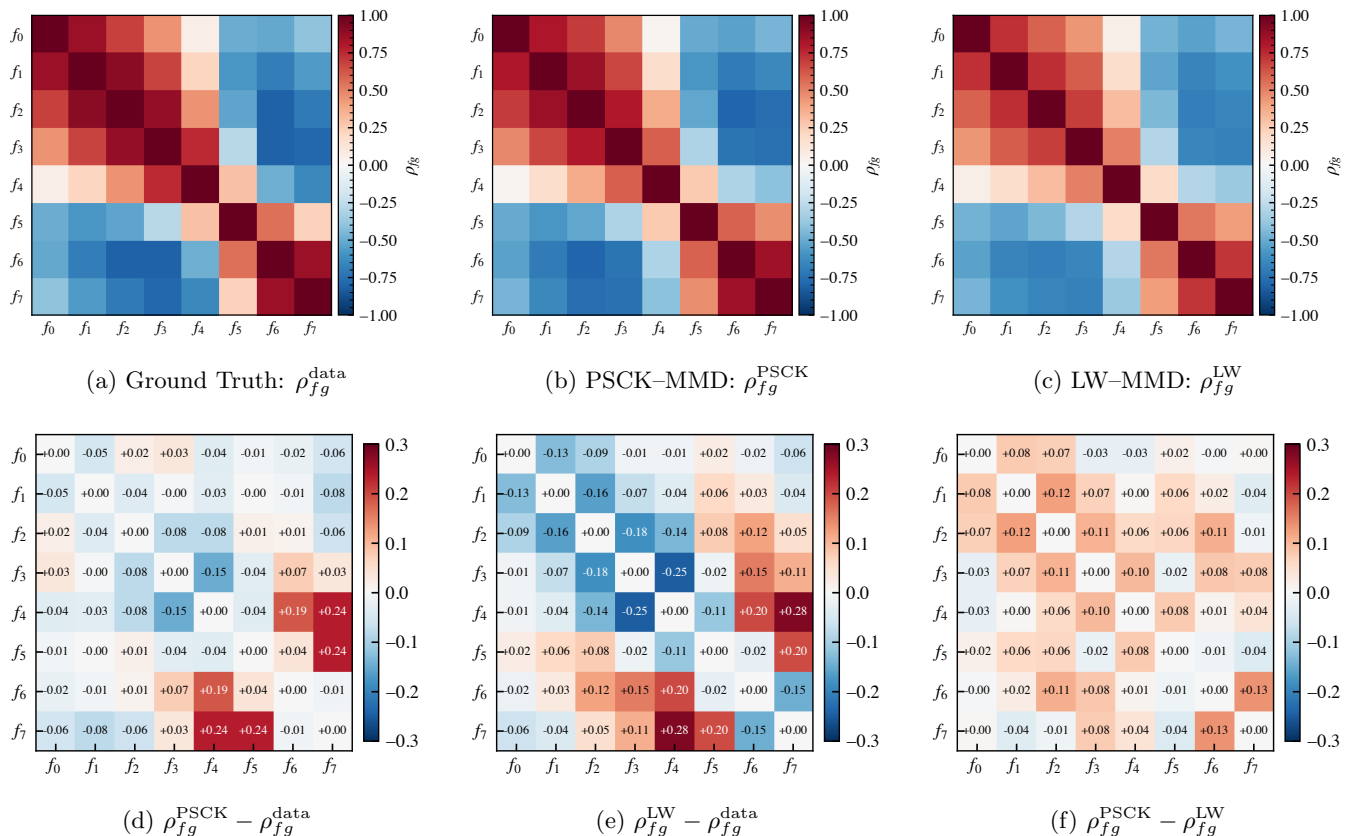


FIG. 6: Pairwise correlation matrices and residual structure at $n = 64$, $L = 8$, 1500 epochs. Top row: Pearson correlation matrices ρ_{fg} on a shared color scale, for the training-split data (left), the trained PSCK-MOIQP model at seed 46 (middle), and the single-seed Liu and Wang baseline at the same configuration (right). Bottom row: signed residuals $\Delta_{fg} = \rho_{fg}^{\text{model}} - \rho_{fg}^{\text{data}}$ for PSCK (left) and Liu and Wang (middle), and the pair-level advantage map $|\Delta_{\text{LW}}| - |\Delta_{\text{PSCK}}|$ (right), all on a shared symmetric color scale at ± 0.3 . Red cells in the advantage map are pairs where PSCK has the smaller absolute residual, blue cells the reverse. Cell annotations are signed residual values.

variant to such rescalings because they divide by a running estimate of the gradient second moment. The scale-invariant comparison is the relative gradient strength $\langle \|\nabla \mathcal{L}\|^2 \rangle / \langle \mathcal{L} \rangle^2$, and that quantity sits in the range 1.0 to 1.2 times between PSCK and Liu and Wang across all n we tested. The practical advantage of PSCK comes from gradient *direction*, aligned by the rank- P correction with correlation-sensitive parameter directions, not from gradient magnitude.

VI. DISCUSSION

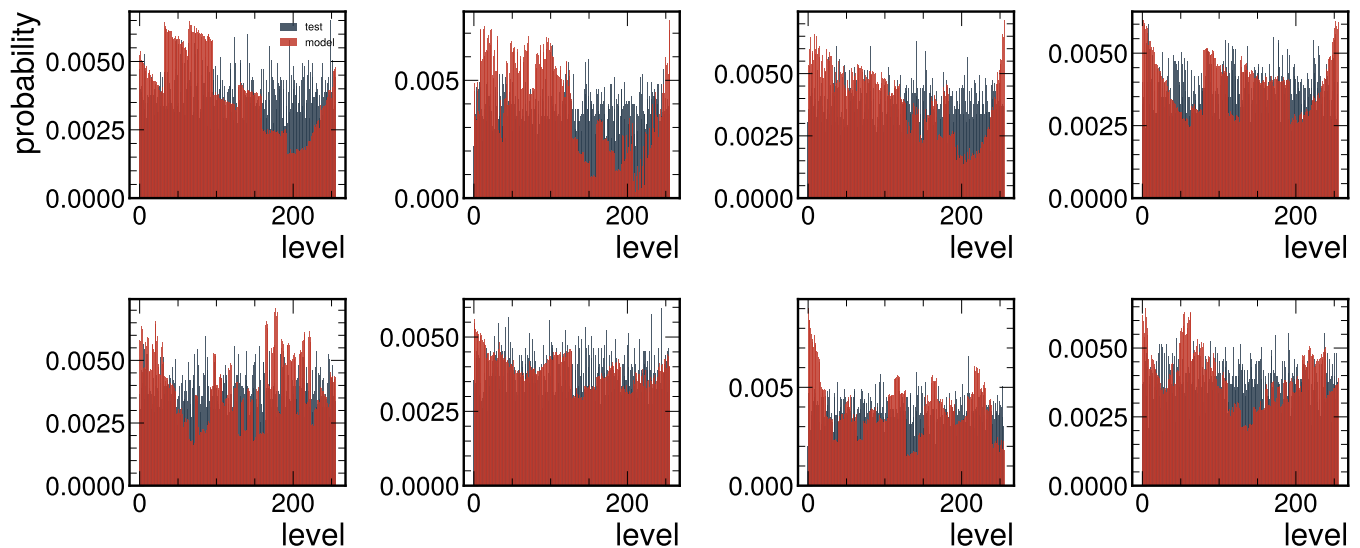
A. Scope

Three main results come out of the work. First, IQP Born machines can be trained on real HEP calorimeter image data at 64 qubits. With the PSCK kernel the model reaches within 0.017 of the encoding-fidelity floor on pairwise correlation reconstruction, averaged across five independent seeds at $L = 8$, 1500 epochs. As far as

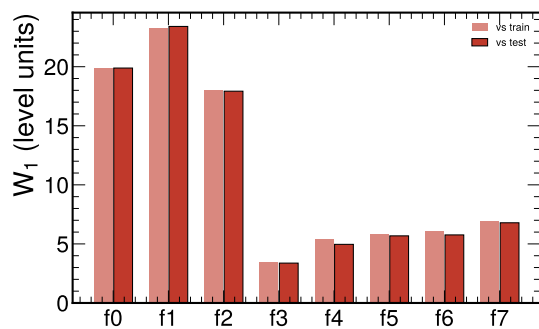
we are aware this is the largest qubit count at which an IQP Born machine has been fit to real HEP data. Second, the deferred-measurement cIQP compilation is exact to sub-Monte-Carlo precision and consistent across training seeds. It provides an explicit quantum-deployment path for the trained MOIQP whose joint sampling hardness follows from the standard Bremner–Jozsa–Shepherd argument on the compiled circuit. Third, neither PSCK nor the Liu and Wang baseline has a barren plateau in the 16–64-qubit regime we study, at small-perturbation initialization and on sparse Erdős–Rényi graph connectivity.

B. Limitations

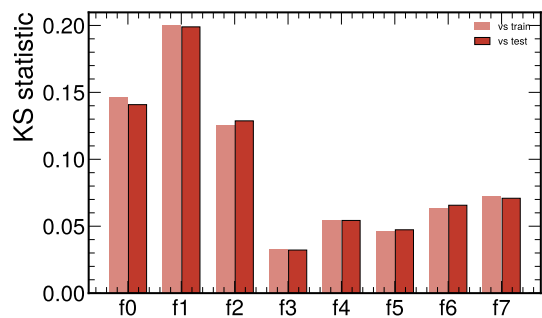
The training objective fixes only weight ≤ 2 Z -correlators, so it cannot constrain higher cumulants of individual feature marginals. On the three calorimeter cells with strongly non-Gaussian distributions, f_0 through f_2 , the residual W_1 is about 20 integer levels out of 256.



(a) Feature histograms



(b) Wasserstein-1 per cell



(c) Kolmogorov-Smirnov per cell

FIG. 7: Per-feature distributional agreement on the held-out test split. Panel (a): model (red) and held-out test (blue) integer-level distributions for the eight calorimeter cells, recovered exactly through Walsh-Hadamard inversion of intra-feature Z -correlators. Panel (b): Wasserstein-1 distance per cell on integer levels. Panel (c): Kolmogorov-Smirnov statistic per cell, against both splits. Cells f_3 through f_7 (approximately Gaussian marginals) are matched within $W_1 < 7$ levels and $KS < 0.07$; cells f_0 through f_2 (heavy-tailed inner-shower energy depositions) show residual mismatch consistent with the absence of weight ≥ 3 intra-feature observables in the training objective.

This is the price of the \mathcal{O}_2 training basis, not a failing of PSCK or of the architecture. The natural extension to weight-3 intra-feature observables is sketched in Sec. VID.

We verify cIQP against its MOIQP target by an independent Van den Nest MC estimator on the compiled $n+a$ qubit circuit. Actual hardware execution, on superconducting qubits in the spirit of Ref. [24] or on trapped ions, is the next experimental step and is outside the present scope.

All experiments use one calorimeter dataset and one Erdős-Rényi graph family at average degree 6. We have not checked performance on other detector geometries, on datasets with qualitatively different correlation structure, or on denser or more structured gate graphs.

At $n = 64$ the model is close to encoding-floor limited on ρ . Pushing MAE $_\rho$ below 0.05 would require going

to $B = 10$ and $n = 80$, or a different encoding. The mechanics are straightforward; whether this is architecturally novel, as opposed to just a re-encoding, is a separate question.

C. Relation to existing work

1. Train-on-classical, deploy-on-quantum framework.

This work lives inside the framework of Refs. [21, 22], which showed that MMD² for IQP Born machines decomposes as a classically tractable Pauli- Z mixture and proposed the train-on-classical / deploy-on-quantum workflow. What we add is the PSCK kernel, the MOIQP architecture, the cIQP compilation, the IQP-

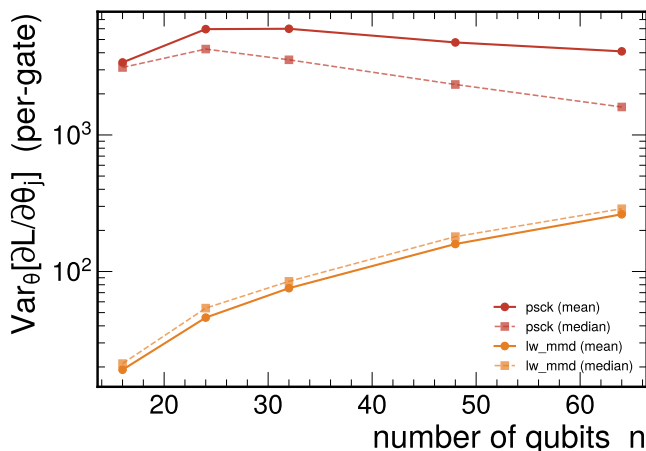


FIG. 8: Per-gate gradient variance $\text{Var}_\theta[\partial L/\partial\theta_G]$ as a function of qubit count n for PSCK (red) and Liu and Wang (orange), at small-perturbation initialization. PSCK is essentially flat, $\propto n^{0.05}$; Liu and Wang scales as $\propto n^{1.87}$. Neither shows exponential decay in the regime studied.

native sampling-free evaluation protocol, and the HEP calorimeter application.

2. Shallow-IQP graph generators.

Balló-Gimbernat et al. [24] ran shallow-IQP generative models for Erdős-Rényi and bipartite graph distributions on real superconducting hardware at up to 153 qubits, with Liu and Wang heat-kernel MMD training. Our contributions are complementary to theirs: a correlation-aligned kernel (PSCK), a mixture architecture (MOIQP), a deferred-measurement compilation (cIQP), and a continuous-feature imaging application in place of their discrete graph-statistics application. Their observation that local features survive better than global ones at large n on hardware lines up with ours that low-cumulant marginal structure is captured exactly by weight ≤ 2 training while higher-cumulant detail is not.

3. HEP quantum-circuit Born machines.

Refs. [10–12] train QCBMs and qGANs on HEP data at 8 to 12 qubits, with 2 or 3 features, on generic variational architectures rather than IQP. This work extends the qubit count and feature dimensionality by about an order of magnitude, which is possible because the IQP MMD objective is classically trainable to begin with.

D. Future work

The most direct next step is to add weight-3 intra-feature observables to \mathcal{O}_K , which fixes the third cumulant of each feature marginal. The cost is $D \cdot \binom{B}{3} = 8 \cdot 56 = 448$ additional observables per epoch at $B = 8$, and the PSCK construction extends naturally by appending the corresponding columns to J . We would expect this to close the residual mismatch on f_0 through f_2 without affecting the correlation result on ρ .

Running the compiled cIQP on superconducting or trapped-ion hardware in the spirit of Ref. [24] is the obvious next experimental step. The compiled gate set is the same Walsh-product family used there, so native transpilation should be straightforward.

The Pearson Jacobian J of Eq. (9) is one specific Gauss-Newton linearization of a downstream functional of the model marginals. The same construction goes through for any physically motivated functional whose Jacobian with respect to $\langle Z_\beta \rangle_\theta$ admits a closed form. Examples include moment-conditional quantities, mutual-information surrogates, and sliced-Wasserstein direction projections. This is a plausible direction for correlation-aware IQP training in domains beyond HEP.

VII. CONCLUSION

We have trained an IQP Born machine on real HEP calorimeter image data at 64 qubits. Three pieces go into the result. The MOIQP mixture architecture widens the IQP model class without breaking classical trainability. The PSCK kernel adds a rank- P Pearson-Jacobian correction to the heat-kernel baseline and recovers correlation amplitudes that the baseline cannot. The cIQP compilation maps the trained MOIQP to a single IQP circuit on $n + \lceil \log_2 L \rceil$ qubits for quantum deployment. Across five independent training seeds at $L = 8$, 1500 epochs the model reaches training-split $\text{MAE}_\rho = 0.069 \pm 0.008$ against a 0.052 floor and test-split $\text{MAE}_\rho = 0.071 \pm 0.008$ against a 0.055 floor, with a five-seed train-test gap of 0.0023 ± 0.0006 that sits below the encoding-floor train-test gap of 0.0033. Per-feature distributional metrics, computed exactly through Walsh-Hadamard inversion of intra-feature Z -correlators without sampling, split the eight calorimeter cells cleanly into a near-Gaussian set captured at the single-level scale and a heavy-tailed set whose mismatch traces directly to the absence of weight ≥ 3 observables in the training objective. A gradient scan from 16 to 64 qubits rules out exponential gradient decay for both PSCK and the Liu and Wang baseline in the regime we study, and cIQP deployment is verified to sub-Monte-Carlo precision across all five seeds. The PSCK construction is general: any physically motivated downstream functional with a closed-form Jacobian on the model marginals fits the same template.

CODE AVAILABILITY

The complete code base, a Python package `psck_mmd` with seven self-tests, training and evaluation drivers, plotting utilities, and cIQP verification scripts, is available at github.com/TODO/psck-moiqp (repository to be published on acceptance). The CLIC calorimeter shower-image dataset used in all experiments is the downsampled `Ele_FixedAngle` sample of Ref. [28]. All numerical experiments in this paper can be reproduced on a single workstation in about 12 CPU-hours, broken down as ~ 9.3 h for the five-seed $L = 8$, 1500-epoch headline sweep, ~ 1.2 h for the Liu and Wang baseline at the same configuration, ~ 2.4 h for the secondary $L = 4$, 800-epoch sweep of Appendix D, ~ 0.5 h for the per-feature evaluation pipeline on a single trained model, and ~ 0.04 h for the trainability scan. Hardware is a commodity x86-64 CPU running single-threaded NumPy; no GPU is required.

ACKNOWLEDGMENTS

This research was supported in part through the Maxwell computational resources operated at Deutsches Elektronen-Synchrotron DESY (Hamburg, Germany), a member of the Helmholtz Association HGF. The authors acknowledge the support with funds from the Helmholtz Association HGF (Germany), Hamburgische Investitions- und Förderbank (IFB) (Germany), European Union’s HORIZON MSCA Doctoral Networks program project ENGAGE (101034267), and the Ministry of Science, Research and Culture of the State of Brandenburg within the Center for Quantum Technologies and Applications (CQTA) (Germany). We are grateful to the authors of IQPOPT [29] for their open-source release of the Van-den-Nest correlator estimator framework, on which our forward-simulation infrastructure depends.

Appendix A: Walsh–Hadamard compilation of MoIQP into a single IQP circuit on $n + a$ qubits

This appendix gives the full derivation of the cIQP construction of Sec. IIIB and Fig. 4. The argument has four parts:

1. the controlled-IQP unitary as a product of ancilla-indexed Pauli- Z rotations;
2. the inverse-WHT relation between base angles and compiled angles;
3. the deferred-measurement equivalence to MoIQP through a Walsh-sum identity on the ancilla outcome;
4. the gate-count and hardness analysis.

All four parts are cross-checked numerically, which verifies bit-level agreement between cIQP and MoIQP marginals up to Monte Carlo noise.

Notation and setup.

Let the base gate graph be $\mathcal{G} = \{G_1, \dots, G_{|\mathcal{G}|}\}$ with each $G_j \subseteq \{0, \dots, n-1\}$ a subset of data qubits of weight $|G_j| \in \{1, 2\}$. Denote the single-IQP unitary on parameters $\boldsymbol{\theta} \in \mathbb{R}^{|\mathcal{G}|}$ by

$$U(\boldsymbol{\theta}) = H^{\otimes n} D(\boldsymbol{\theta}) H^{\otimes n}, \quad D(\boldsymbol{\theta}) = \prod_j e^{i\theta_j Z_{G_j}}, \quad (\text{A1})$$

with $Z_{G_j} = \prod_{i \in G_j} Z_i$. The MoIQP distribution is

$$p^{\text{MoIQP}}(x) = \frac{1}{L} \sum_{\ell=0}^{L-1} |x|U(\boldsymbol{\theta}^{(\ell)})|0\rangle|^2. \quad (\text{A2})$$

Let $a = \lceil \log_2 L \rceil$ and $L_{\text{pad}} = 2^a$. When $L < L_{\text{pad}}$ we pad the component list with zero-angle components (trivial identities, contributing equally to the mixture), so $L = 2^a$ throughout this appendix without loss of generality. Ancilla qubits are labeled $n, n+1, \dots, n+a-1$; for $S \subseteq \{0, \dots, a-1\}$ with indicator vector $S \in \{0, 1\}^a$ we write $Z_S^{\text{anc}} = \prod_{k \in S} Z_{n+k}$, with $Z_{\emptyset}^{\text{anc}} = I$.

1. The cIQP unitary as a product of $Z \otimes Z$ rotations

Construct the compiled diagonal unitary on $n + a$ qubits as

$$D^{\text{cIQP}} = \prod_{j=1}^{|\mathcal{G}|} \prod_{S \subseteq \{0, \dots, a-1\}} e^{i\tilde{\phi}_{j,S} Z_{G_j} \otimes Z_S^{\text{anc}}}, \quad (\text{A3})$$

with compiled angles $\{\tilde{\phi}_{j,S}\}$ to be determined. Every factor is a diagonal exponential of a Pauli- Z string and all such strings commute, so the product is order independent and D^{cIQP} is diagonal in the full computational basis of $n + a$ qubits. The compiled IQP unitary is

$$U^{\text{cIQP}} = H^{\otimes(n+a)} D^{\text{cIQP}} H^{\otimes(n+a)}, \quad (\text{A4})$$

which is IQP-form on $n + a$ qubits by construction.

2. Ancilla-conditional equivalence

Fix an ancilla basis state $|\ell\rangle \in \mathbb{C}^{2^a}$ and consider $D^{\text{cIQP}}(I^{\otimes n} \otimes |\ell\rangle\langle\ell|)$. Since $Z_S^{\text{anc}}|\ell\rangle = (-1)^{\ell \cdot S}|\ell\rangle$,

$$\begin{aligned} D^{\text{cIQP}} \cdot (|\phi\rangle_{\text{data}} \otimes |\ell\rangle) &= \left[\prod_{j,S} e^{i\tilde{\phi}_{j,S} (-1)^{\ell \cdot S} Z_{G_j}} \right] |\phi\rangle_{\text{data}} \otimes |\ell\rangle \\ &= \left[\prod_j e^{i\Phi_j(\ell) Z_{G_j}} \right] |\phi\rangle_{\text{data}} \otimes |\ell\rangle, \end{aligned} \quad (\text{A5})$$

with the effective data-register angle

$$\Phi_j(\ell) = \sum_{S \subseteq \{0, \dots, a-1\}} (-1)^{\ell \cdot S} \tilde{\phi}_{j,S}. \quad (\text{A6})$$

Pick $\tilde{\phi}_{j,S}$ so that $\Phi_j(\ell) = \theta_j^{(\ell)}$ for each ℓ . Eq. (A6) is an invertible Walsh transform in (ℓ, S) , with inverse

$$\tilde{\phi}_{j,S} = \frac{1}{L} \sum_{\ell=0}^{L-1} (-1)^{\ell \cdot S} \theta_j^{(\ell)} \quad (\text{A7})$$

(the inverse Walsh–Hadamard transform of the per-gate angle sequence across components). Substituting Eq. (A7) into Eq. (A6) and using Walsh orthogonality, $\sum_S (-1)^{(\ell+m) \cdot S} = L \delta_{\ell,m}$, gives $\Phi_j(\ell) = \theta_j^{(\ell)}$ as required.

a. *Worked examples* $L = 1$, $L = 2$, $L = 4$.

Fig. 9 shows the compiled circuit in all three cases for a minimal gate graph $\mathcal{G} = \{G_1, G_2\}$ with $G_1 = \{d_2\}$ (weight 1) and $G_2 = \{d_1, d_2\}$ (weight 2).

At $L = 1$ there are no ancillas ($a = 0$), the Walsh index set collapses to $S = \emptyset$, and Eq. (A7) gives $\tilde{\phi}_{j,\emptyset} = \theta_j^{(0)}$. The compiled circuit is literally the single IQP circuit on n qubits with the base angles.

At $L = 2$ there is $a = 1$ ancilla, the Walsh index set is $S \in \{\emptyset, \{0\}\}$, and each base gate G_j contributes two compiled gates with angles

$$\tilde{\phi}_{j,\emptyset} = \frac{1}{2}(\theta_j^{(0)} + \theta_j^{(1)}), \quad (\text{A8})$$

$$\tilde{\phi}_{j,\{0\}} = \frac{1}{2}(\theta_j^{(0)} - \theta_j^{(1)}), \quad (\text{A9})$$

i.e. the even and odd Walsh combinations of the two component angles.

At $L = 4$ there are $a = 2$ ancillas (a_0, a_1), the Walsh index set is $S \subseteq \{0, 1\}$ with four elements $\{\emptyset, \{0\}, \{1\}, \{0, 1\}\}$, and each base gate contributes four compiled gates with angles

$$\begin{aligned} \tilde{\phi}_{j,\emptyset} &= \frac{1}{4}(\theta_j^{(0)} + \theta_j^{(1)} + \theta_j^{(2)} + \theta_j^{(3)}), \\ \tilde{\phi}_{j,\{0\}} &= \frac{1}{4}(\theta_j^{(0)} - \theta_j^{(1)} + \theta_j^{(2)} - \theta_j^{(3)}), \\ \tilde{\phi}_{j,\{1\}} &= \frac{1}{4}(\theta_j^{(0)} + \theta_j^{(1)} - \theta_j^{(2)} - \theta_j^{(3)}), \\ \tilde{\phi}_{j,\{0,1\}} &= \frac{1}{4}(\theta_j^{(0)} - \theta_j^{(1)} - \theta_j^{(2)} + \theta_j^{(3)}), \end{aligned} \quad (\text{A10})$$

from Eq. (A7) with $\ell \cdot S$ evaluated as the bitwise inner product of the binary encoding of ℓ with the indicator vector of S . The compiled-gate count grows linearly with L : $|\mathcal{G}| \cdot L = 2, 4, 8$ for $L = 1, 2, 4$ respectively, matching Eq. (A16).

All three panels of Fig. 9 place the ancillas at the bottom of the wire stack so that every compiled gate whose support is contained in $\{d_1, \dots, d_n, a_0\}$ acts on a contiguous block of wires. The two $L = 4$ gates whose support includes a_1 but not a_0 are drawn as boxes spanning the

intermediate wire with their Z -string operators written explicitly in subscript form ($Z_{d_2} Z_{a_1}$ and $Z_{d_1} Z_{d_2} Z_{a_1}$), so the wire support is unambiguous even though the box visually covers a pass-through wire.

b. *Where the summation lives.*

The MoIQP distribution of Eq. (5) is built around one explicit classical sum $\frac{1}{L} \sum_{\ell} (\dots)$. That sum does not appear literally anywhere in the cIQP circuits of Fig. 9. The Walsh–Hadamard compilation relocates it into three distinct quantum-mechanical operations, distributed along the time-axis of the compiled circuit.

First, the leading Hadamards on the ancilla register, $H^{\otimes a} |0\rangle^{\otimes a} = \frac{1}{\sqrt{L}} \sum_{\ell} |\ell\rangle$, create the summation as a coherent superposition over the mixture index.

Second, the compiled diagonal D^{cIQP} attaches $D(\theta^{(\ell)})$ to each branch $|\ell\rangle$. By Eq. (A12),

$$D^{\text{cIQP}} |+\rangle^{\otimes(n+a)} = \frac{1}{\sqrt{L}} \sum_{\ell} D(\theta^{(\ell)}) |+\rangle^{\otimes n} \otimes |\ell\rangle. \quad (\text{A11})$$

Third, the ancilla measurement together with the discard of the ancilla outcome (the trace over the ancilla register) *collapses* the coherent sum into the classical mixture $\text{Pr}(x) = \frac{1}{L} \sum_{\ell} |A_{\ell}(x)|^2$, which is Eq. (A15). The quantum advantage of cIQP over the naive per-sample classical mixture of Fig. 3 is that nothing ever evaluates or samples the mixture index ℓ classically; the Born rule does the averaging automatically at measurement time.

3. Deferred-measurement equivalence

Apply U^{cIQP} to $|0\rangle^{\otimes(n+a)}$. The leading $H^{\otimes(n+a)}$ prepares $|+\rangle^{\otimes n} \otimes |+\rangle^{\otimes a} = |+\rangle^{\otimes n} \otimes \frac{1}{\sqrt{L}} \sum_{\ell} |\ell\rangle$. Applying D^{cIQP} and using Eq. (A5),

$$D^{\text{cIQP}} |+\rangle^{\otimes(n+a)} = \frac{1}{\sqrt{L}} \sum_{\ell=0}^{L-1} D(\theta^{(\ell)}) |+\rangle^{\otimes n} \otimes |\ell\rangle. \quad (\text{A12})$$

The trailing $H^{\otimes(n+a)} = H^{\otimes n} \otimes H^{\otimes a}$ then gives

$$U^{\text{cIQP}} |0\rangle^{\otimes(n+a)} = \frac{1}{\sqrt{L}} \sum_{\ell=0}^{L-1} U(\theta^{(\ell)}) |0\rangle^{\otimes n} \otimes H^{\otimes a} |\ell\rangle. \quad (\text{A13})$$

Measuring all $n + a$ qubits in the computational basis yields joint probability

$$\text{Pr}(x, y) = \frac{1}{L^2} \left| \sum_{\ell} (-1)^{y \cdot \ell} A_{\ell}(x) \right|^2, \quad (\text{A14})$$

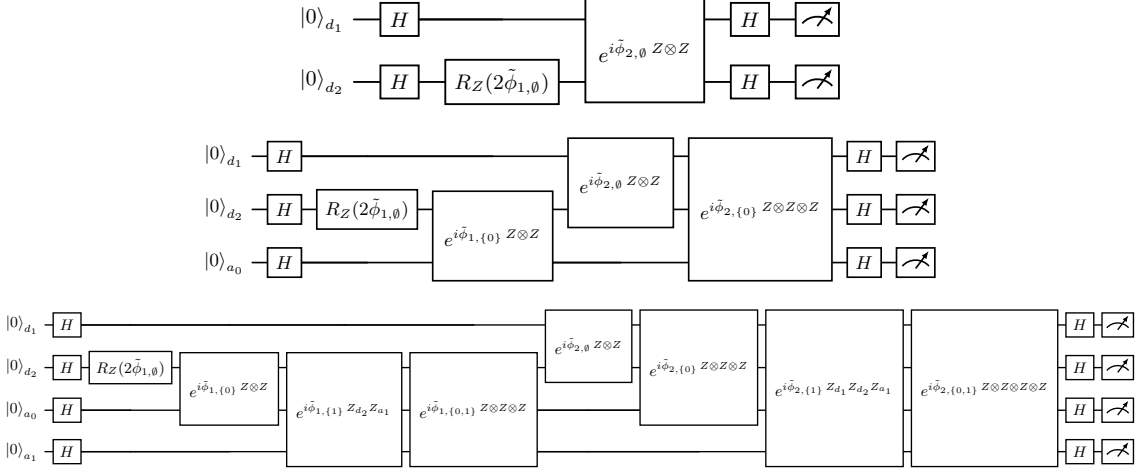


FIG. 9: Walsh-Hadamard cIQP compilation for the three smallest mixture sizes, on a minimal gate graph with one weight-1 gate $G_1 = \{d_2\}$ and one weight-2 gate $G_2 = \{d_1, d_2\}$. Top: $L = 1$; no ancilla, Walsh index S takes only the value \emptyset , and Eq. (A7) gives $\tilde{\phi}_{j,\emptyset} = \theta_j^{(0)}$, so the compiled circuit is the plain IQP on $n = 2$ qubits with the base angles. Middle: $L = 2$; one ancilla a_0 , each base gate contributes two compiled gates (the $S = \emptyset$ and $S = \{0\}$ terms of Eq. (A3)) with angles given by Eqs. (A8), (A9). Bottom: $L = 4$; two ancillas a_0, a_1 , each base gate contributes four compiled gates over $S \in \{\emptyset, \{0\}, \{1\}, \{0, 1\}\}$ with angles from Eq. (A10). The two gates with support on a_1 but not a_0 are drawn with explicit Z -subscripted labels to disambiguate their non-contiguous wire support. Compiled-gate count $|\mathcal{G}| \cdot L = 2, 4, 8$ respectively, consistent with Eq. (A16). All three circuits are IQP-form on $n + a$ qubits (Hadamards \rightarrow diagonal phase block \rightarrow Hadamards).

with $A_\ell(x) = \langle x|U(\boldsymbol{\theta}^{(\ell)})|0\rangle^{\otimes n}$. Marginalizing over y ,

$$\begin{aligned} \Pr(x) &= \sum_y \Pr(x, y) = \frac{1}{L^2} \sum_{\ell, m} A_\ell(x) A_m^*(x) \sum_y (-1)^{y \cdot (\ell + m)} \\ &= \frac{1}{L^2} \sum_{\ell, m} A_\ell(x) A_m^*(x) \cdot L \delta_{\ell, m} \\ &= \frac{1}{L} \sum_{\ell} |A_\ell(x)|^2 = p^{\text{MoIQP}}(x). \end{aligned} \quad (\text{A15})$$

The data-register distribution, averaged over (equivalently, traced over) the ancilla outcome, is exactly the MoIQP distribution. This is a marginal statement, not a conditional one. The per-outcome conditional distribution $\Pr(x|y)$ is in general not equal to $p^{\text{MoIQP}}(x)$ at a fixed y , nor does fixing y select a particular component ℓ . No post-selection on y is required. Operationally, a user of cIQP measures all $n + a$ qubits, keeps the first n , and discards the last a .

4. Gate count and gate weights

From Eq. (A3) the compiled diagonal contains one $Z \otimes Z$ -phase rotation per (j, S) pair. Ignoring accidental zero-angle prunings, the number of compiled gates is

$$|\mathcal{G}_{\text{cIQP}}| = |\mathcal{G}| \cdot L, \quad (\text{A16})$$

i.e. each base gate expands into L compiled gates, one per ancilla subset S . For the headline $n = 64$, $L = 8$

configuration this gives $|\mathcal{G}_{\text{cIQP}}|$ in the range 2048 to 2296 across the five seeds, since the base gate count $|\mathcal{G}|$ itself varies from 256 to 287 between the seed-specific ER graph realizations; see Appendix D. Each compiled gate has weight $|G_j| + |S|$, so compiled gate weights range from 1 (weight-1 base gate with $S = \emptyset$) to $2 + a = 5$ (weight-2 base gate with $|S| = 3$).

5. Sampling hardness

We distinguish two sampling tasks: the joint $(n + a)$ -qubit distribution and the data-only n -qubit marginal. The generative-modeling deployment only ever uses the marginal of Eq. (A15). The joint is not operationally relevant.

For the *joint*, U^{cIQP} is IQP-form on $n + a$ qubits by construction. The original Bremner-Jozsa-Shepherd [18] argument was stated for IQP circuits with Z -polynomial degree at most 3. Our compiled circuit has maximum Z -polynomial degree $2 + a$, which for $a = 3$ is 5 and falls inside the Bremner-Montanaro-Shepherd extension [19]. A sparse Erdős-Rényi graph at $\langle k \rangle = 6$ of the kind we use is qualitatively the kind of sparse-random structure that extension covers under the usual anti-concentration hypotheses. Classical efficient sampling of the joint $(n + a)$ -qubit output would therefore imply a polynomial hierarchy collapse to its second level under the conjectures of the BMS framework. This is a conditional statement, tied to whichever hypotheses one needs to apply BMS

to the specific gate-weight distribution of our compiled circuit; a tight worst-case hardness theorem for the exact compiled graph at $a = 3$ is not claimed and would be of independent interest. For the *marginal*, sampling hardness of the joint does not transfer automatically to the data-register distribution, since marginalizing over an entangled ancilla can in principle reduce distributional complexity. We do not claim a rigorous hardness reduction from BMS to MoIQP-marginal sampling. What we do claim, and what is operationally relevant, is that the compiled circuit reduces MoIQP marginal sampling to a single quantum-hardware run of an IQP-form circuit with no classical post-mixing, and that each of the L underlying single-IQP components admits the standard BJS/BMS hardness argument in isolation. Whether the uniform mixture of L BJS-hard distributions is itself BJS-hard is a separate theoretical question, not answered by our construction.

6. Numerical verification

Two independent numerical routines cover this construction and are provided with the code companion of this paper. One runs exact wavefunction simulation at small n (≤ 4) and verifies machine-precision agreement between the cIQP data-register marginal and the direct MoIQP distribution, with measured error $\max_x |\Pr_{\text{cIQP}}(x) - p^{\text{MoIQP}}(x)| < 5 \times 10^{-16}$ for every configuration tested (random graphs, $L \in \{4, 8\}$), at the floating-point roundoff level. The second routine operates at $n = 64$ through Van den Nest Monte Carlo and compares cIQP and MoIQP at the level of low-order Z -correlators,

$$\text{MAE} \left[\left\{ \langle Z_\beta \rangle_{\boldsymbol{\theta}}^{\text{cIQP}} - \langle Z_\beta \rangle_{\boldsymbol{\theta}}^{\text{MoIQP}} : \beta \in \mathcal{O}_2 \right\} \right] < 5 \cdot M^{-1/2}. \quad (\text{A17})$$

Across all five training seeds at $n = 64$, $L = 8$ and $M = 2 \times 10^5$ latents, the measured ratio is $\text{MAE}/M^{-1/2} = 0.591 \pm 0.012$.

Appendix B: Closed-form Pearson Jacobian

In this appendix we derive the closed-form analytical Jacobian $\mathbf{J}_{(fg),\beta} = \partial \rho_{fg} / \partial \langle Z_\beta \rangle_{\boldsymbol{\theta}} \big|_{\langle Z_\beta \rangle_{\boldsymbol{\theta}} = \langle Z_\beta \rangle_{\text{data}}}$ used in the rank- P correction of PSCK in Eq. (9). The derivation expresses ρ_{fg} as an explicit algebraic function of the low-order Z -correlators $\{\langle Z_\beta \rangle_{\boldsymbol{\theta}} : \beta \in \mathcal{O}_2\}$ and applies the chain rule analytically. The intermediate formulas are verified against central-difference finite differences on the training data to a relative precision of 5×10^{-11} (code is also supplied), and the full pipeline is verified by an independent from-scratch re-implementation that agrees with the code Jacobian to 8×10^{-11} .

1. Derivations

a. Setup and bit-level expectations. Feature $f \in \{0, \dots, D-1\}$ is encoded as B bits $b_{f,0}, \dots, b_{f,B-1} \in \{0, 1\}$ on qubits $fB, fB+1, \dots, fB+B-1$, with reconstruction

$$S_f = \sum_{k=0}^{B-1} w_k b_{f,k}, \quad w_k = 2^{B-1-k} \quad (\text{B1})$$

so that $W \equiv \sum_k w_k = 2^B - 1$. The single-qubit expectation $z_{1;f,k} \equiv \langle Z_{fB+k} \rangle$ and two-qubit expectation $z_{2;(fk),(gl)} \equiv \langle Z_{fB+k} Z_{gB+l} \rangle$ give the bit-level moments

$$\mathbb{E}[b_{f,k}] = \frac{1}{2}(1 - z_{1;f,k}) \equiv E_{f,k}, \quad (\text{B2})$$

$$\mathbb{E}[b_{f,k} b_{g,l}] = \frac{1}{4}(1 - z_{1;f,k} - z_{1;g,l} + z_{2;(fk),(gl)}), \quad (\text{B3})$$

valid for $(f,k) \neq (g,l)$. The bit-level covariance and variance follow,

$$\text{Cov}(b_{f,k}, b_{g,l}) = \mathbb{E}[b_{f,k} b_{g,l}] - E_{f,k} E_{g,l}, \quad (\text{B4})$$

$$\text{Var}(b_{f,k}) = E_{f,k}(1 - E_{f,k}). \quad (\text{B5})$$

b. Feature moments as quadratic forms. By bilinearity,

$$\text{Cov}[S_f, S_g] = \sum_{k,l} w_k w_l \text{Cov}(b_{f,k}, b_{g,l}), \quad (f \neq g) \quad (\text{B6})$$

$$\text{Var}[S_f] = \sum_k w_k^2 \text{Var}(b_{f,k}) + 2 \sum_{k < l} w_k w_l \text{Cov}(b_{f,k}, b_{f,l}), \quad (\text{B7})$$

and $\rho_{fg} = \text{Cov}[S_f, S_g] / (\sigma_f \sigma_g)$ with $\sigma_f = \sqrt{\text{Var}[S_f]}$.

c. Outer chain rule.

$$\frac{\partial \rho_{fg}}{\partial \text{Cov}[S_f, S_g]} = \frac{1}{\sigma_f \sigma_g}, \quad \frac{\partial \rho_{fg}}{\partial \text{Var}[S_h]} = -\frac{\rho_{fg}}{2 \text{Var}[S_h]} \quad (\text{B8})$$

for $h \in \{f, g\}$, zero otherwise.

d. Inner chain rule, z_1 correlators. The single-qubit correlator $z_{1;f,k^*}$ appears in the diagonal term $\text{Var}(b_{f,k^*})$ of $\text{Var}[S_f]$, in the intra-feature covariances $\text{Cov}(b_{f,k^*}, b_{f,l})$ for $l \neq k^*$, and in the cross-feature covariances $\text{Cov}(b_{f,k^*}, b_{g,l})$ for $g \neq f$. The elementary derivatives are

$$\frac{\partial \text{Var}(b_{f,k^*})}{\partial z_{1;f,k^*}} = -\frac{1}{2}(1 - 2E_{f,k^*}), \quad (\text{B9})$$

$$\frac{\partial \text{Cov}(b_{f,k^*}, b_{f,l})}{\partial z_{1;f,k^*}} = -\frac{1}{4} + \frac{1}{2}E_{f,l} \quad (l \neq k^*), \quad (\text{B10})$$

$$\frac{\partial \text{Cov}(b_{f,k^*}, b_{g,l})}{\partial z_{1;f,k^*}} = -\frac{1}{4} + \frac{1}{2}E_{g,l} \quad (g \neq f). \quad (\text{B11})$$

Summing the contributions,

$$\begin{aligned} \frac{\partial \text{Var}[S_f]}{\partial z_{1;f,k^*}} &= -\frac{1}{2}w_{k^*}^2(1 - 2E_{f,k^*}) \\ &\quad + 2w_{k^*} \sum_{l \neq k^*} w_l \left(-\frac{1}{4} + \frac{1}{2}E_{f,l}\right), \end{aligned} \quad (\text{B12})$$

$$\frac{\partial \text{Cov}[S_f, S_g]}{\partial z_{1;f,k^*}} = w_{k^*} \left(-\frac{W}{4} + \frac{1}{2}T_g^E\right), \quad (\text{B13})$$

with $T_g^E \equiv \sum_l w_l E_{g,l}$. The corresponding derivatives with respect to $z_{1;g,l^*}$ follow by swapping $f \leftrightarrow g$ and $k^* \leftrightarrow l^*$.

e. Inner chain rule, z_2 correlators. A two-qubit correlator $z_{2;(f,k),(g,l)}$ enters exactly one feature moment depending on whether it is intra- or cross-feature,

$$\frac{\partial \text{Cov}[S_f, S_g]}{\partial z_{2;(f,k),(g,l)}} = \frac{1}{4} w_k w_l \quad (f \neq g), \quad (\text{B14})$$

$$\frac{\partial \text{Var}[S_f]}{\partial z_{2;(f,k),(f,l)}} = \frac{1}{2} w_k w_l \quad (k < l). \quad (\text{B15})$$

The factor of 2 in the intra-feature case is the symmetry factor for (k, l) and (l, k) in Eq. (B7). All other z_2 entries yield zero derivative.

f. Full Jacobian. Combining the outer and inner chain rules, for $\beta = \{fB + k^*\}$,

$$\begin{aligned} \frac{\partial \rho_{fg}}{\partial z_{1;f,k^*}} &= \frac{w_{k^*}}{\sigma_f \sigma_g} \left(-\frac{W}{4} + \frac{1}{2} T_g^E \right) \\ -\frac{\rho_{fg}}{2 \text{Var}[S_f]} &\left[-\frac{1}{2} w_{k^*}^2 (1 - 2E_{f,k^*}) + 2w_{k^*} \sum_{l \neq k^*} w_l \left(-\frac{1}{4} + \frac{1}{2} E_{f,l} \right) \right] \end{aligned} \quad (\text{B16})$$

and analogously for $\beta = \{gB + l^*\}$. For a cross-feature $\beta = \{fB + k, gB + l\}$,

$$\frac{\partial \rho_{fg}}{\partial z_{2;(f,k),(g,l)}} = \frac{w_k w_l}{4 \sigma_f \sigma_g}. \quad (\text{B17})$$

For an intra-feature $\beta = \{fB + k, fB + l\}$ with $k < l$,

$$\frac{\partial \rho_{fg}}{\partial z_{2;(f,k),(f,l)}} = -\frac{\rho_{fg}}{2 \text{Var}[S_f]} \cdot \frac{1}{2} w_k w_l, \quad (\text{B18})$$

and similarly for $\beta = \{gB + k, gB + l\}$ with $f \rightarrow g$. All other Jacobian entries vanish identically.

2. Complexity

The full $(P \times K)$ Jacobian with $P = D(D-1)/2$ and $K = DB + D\binom{B}{2} + \binom{D}{2}B^2 = |\mathcal{O}_2|$ is computed in $\mathcal{O}(PB^2 + D^2B^2)$ time via the formulas above. Because J is evaluated at the data, it is built once at the start of training and reused for every gradient step. At $D = 8$, $B = 8$ this is $28 \times 2080 = 5.8 \times 10^4$ Jacobian entries and the build time is a few milliseconds, negligible against the per-step Van den Nest cost.

3. Numerical verification

The verification code runs a central-difference finite-difference verification of the full Jacobian against the training data routine at $D = 8$, $B = 2$, $K = 136$, with relative error 5.08×10^{-11} , at the noise floor of symmetric finite differences with step $\varepsilon = 10^{-5}$ in double precision. A

second companion code implements the closed-form formulas of this appendix independently from scratch and agrees with the code Jacobian to 8.0×10^{-11} in both absolute and relative norm.

Appendix C: Trainability scan, full data

In this appendix we report the full numerical output of the trainability scan of Sec. V D. What follows is empirical data analysis; we do not prove a barren-plateau-free theorem for either PSCK or the heat-kernel baseline. Whether the flat PSCK per-gate-variance scaling we see at $\sigma = 0.1$ persists at larger initialization amplitudes is an open question.

1. Scan protocol

For each $n \in \{16, 24, 32, 48, 64\}$ (feature counts $D = 8$ and bit counts $B \in \{2, 3, 4, 6, 8\}$) we perform the following routine:

1. draw a fresh Erdős–Rényi gate graph \mathcal{G}_n at average degree 6 with graph seed 43;
2. sample $K_{\text{init}} = 200$ independent parameter vectors $\theta^{(k)} \sim \mathcal{N}(0, \sigma^2 \mathbb{I})$ at $\sigma = 0.1$;
3. for each initialization, evaluate the full loss gradient $\nabla \mathcal{L}$ via $M_{\text{grad}} = 2048$ Van den Nest latents;
4. record the per-gate gradient component variance, the gradient-norm-squared $\|\nabla \mathcal{L}\|^2$, and the loss value $\mathcal{L}(\theta^{(k)})$.

All reported statistics use $K_{\text{init}} = 200$ inits per n , for both PSCK ($\eta = 5$) and the Liu and Wang baseline. The total sample size underlying the per-gate-variance columns of Table II is $K_{\text{init}} \cdot |\mathcal{G}_n|$, from 12 800 at $n = 16$ to 55 200 at $n = 64$.

n	$ \mathcal{G} $	$\overline{\text{pgv}}^{\text{PSCK}}$	s.e.m.	median	$\overline{\text{pgv}}^{\text{LW}}$	median
16	64	3.40×10^3	$\pm 2.9 \times 10^2$	3.12×10^3	1.91×10^1	2.12×10^1
24	85	5.96×10^3	$\pm 5.8 \times 10^2$	4.26×10^3	4.60×10^1	5.40×10^1
32	123	5.99×10^3	$\pm 5.4 \times 10^2$	3.55×10^3	7.55×10^1	8.48×10^1
48	195	4.76×10^3	$\pm 4.3 \times 10^2$	2.34×10^3	1.59×10^2	1.80×10^2
64	276	4.09×10^3	$\pm 3.4 \times 10^2$	1.60×10^3	2.62×10^2	2.88×10^2

TABLE II: Per-gate gradient variance $\text{Var}_k[\partial \mathcal{L} / \partial \theta_j]$ at $\sigma = 0.1$. $\overline{\text{pgv}}^{\text{PSCK}}$ is the mean of $\text{Var}_k[\partial \mathcal{L}_{\text{PSCK}} / \partial \theta_j]$ across the $|\mathcal{G}|$ gates; the s.e.m. is taken across gates at fixed n . Medians are given for reference (the distributions are right-skewed at small n).

2. Polynomial fits

We fit each $\text{pgv}(n)$ curve in Table II by OLS on the log-log axes, $\log \text{pgv} = \log A + b \log n$. The fit parameters,

$$\begin{aligned} \text{PSCK} &: b = +0.055 \pm 0.255, & R^2 = 0.015 \\ \text{LW} &: b = +1.874 \pm 0.049, & R^2 = 0.998. \end{aligned} \quad (\text{C1})$$

The PSCK slope is indistinguishable from zero at this scan resolution ($|b|/\text{s.e.} = 0.22$). The per-gate variance is consistent with constant behavior across $n \in \{16, \dots, 64\}$ and the residuals are dominated by graph-realization fluctuations. The Liu and Wang slope is precisely determined ($|b|/\text{s.e.} = 38.2$) and corresponds to a clean polynomial growth $\text{Var} \propto n^{1.87}$.

3. Ruling out exponential decay

A barren plateau is canonically an exponential decay $\text{Var} \propto a e^{-cn}$ with $c > 0$. Fitting this hypothesis to the same data gives $c_{\text{PSCK}} = 7 \times 10^{-4}$ (indistinguishable from zero; $R^2 = 0.003$) and $c_{\text{LW}} = -5.2 \times 10^{-2}$ (negative, i.e. growth, which is just polynomial scaling re-fit). Comparison by residual sum-of-squares shows that for LW the polynomial fit beats the exponential by a factor of 26 (0.009 vs 0.229); for PSCK all three hypotheses (polynomial, exponential, constant) fit equally well because none of them explains the small residual variance. The canonical barren-plateau signature is not present for either loss in this initialization regime.

4. Gradient-norm and loss-value scaling

Table III lists the total gradient norm squared $\|\nabla \mathcal{L}\|^2$ and the mean loss value $\overline{\mathcal{L}}$ across the same $K_{\text{init}} = 200$ inits. Log-log fits give $\|\nabla \mathcal{L}_{\text{PSCK}}\|^2 \propto n^{1.14 \pm 0.20}$ and $\overline{\mathcal{L}}_{\text{PSCK}} \propto n^{0.88 \pm 0.13}$ for PSCK, and $\|\nabla \mathcal{L}_{\text{LW}}\|^2 \propto n^{2.95 \pm 0.01}$ and $\overline{\mathcal{L}}_{\text{LW}} \propto n^{1.80 \pm 0.02}$ for Liu and Wang.

n	$\ \nabla \mathcal{L}_{\text{PSCK}}\ ^2$	$\overline{\mathcal{L}}_{\text{PSCK}}$	$\ \nabla \mathcal{L}_{\text{LW}}\ ^2$	$\overline{\mathcal{L}}_{\text{LW}}$
16	2.17×10^5	4.22×10^2	1.22×10^3	3.28×10^1
24	5.06×10^5	7.69×10^2	3.91×10^3	7.05×10^1
32	7.37×10^5	9.94×10^2	9.28×10^3	1.15×10^2
48	9.28×10^5	1.31×10^3	3.10×10^4	2.39×10^2
64	1.13×10^6	1.46×10^3	7.24×10^4	4.02×10^2

TABLE III: Mean gradient-norm-squared and mean loss value over $K_{\text{init}} = 200$ random initializations, as a function of n , for PSCK and Liu and Wang.

5. Absolute versus relative gradient strength

Table II shows a PSCK-over-LW gradient advantage ranging from $178\times$ at $n = 16$ down to $15.6\times$ at $n = 64$

in absolute terms. As a statement about trainability this is misleading: PSCK and Liu and Wang have different loss scales (Table III, columns 3 and 5), and Adam-type optimizers rescale step sizes by running second-moment estimates. The scale-invariant comparison is the relative gradient strength $\|\nabla \mathcal{L}\|^2/\mathcal{L}^2$, in Table IV.

n	$\ \nabla \mathcal{L}_{\text{PSCK}}\ ^2/\mathcal{L}_{\text{PSCK}}^2$	$\ \nabla \mathcal{L}_{\text{LW}}\ ^2/\mathcal{L}_{\text{LW}}^2$	ratio PSCK/LW
16	1.22	1.13	$1.08\times$
24	0.86	0.79	$1.09\times$
32	0.75	0.71	$1.06\times$
48	0.54	0.54	$0.99\times$
64	0.53	0.45	$1.18\times$

TABLE IV: Relative gradient strength $\|\nabla \mathcal{L}\|^2/\mathcal{L}^2$ at $\sigma = 0.1$, $K_{\text{init}} = 200$. The two losses agree to within $\sim 20\%$ across all n tested.

The PSCK-over-LW gradient advantage in absolute terms ($15\times$ to $178\times$) is essentially a rescaling artifact. In dimensionless terms the two losses have nearly identical gradient-to-loss ratios ($1.0\times$ to $1.2\times$) across all n tested. The optimization benefit of PSCK comes from gradient direction, not gradient magnitude. The rank- P correction $\eta \mathbf{J}^T \mathbf{J}$ aligns the descent direction with the correlation-error subspace, so that the same gradient flow acts more efficiently on the quantities relevant to MAE_ρ . This is consistent with the observation in Fig. 5 that PSCK keeps descending toward the encoding-fidelity floor while Liu and Wang plateaus at $\text{MAE}_\rho \approx 0.10$.

6. Limitations

Three explicit limitations of the scan. First, single graph realization per n . Each n uses one ER graph at graph-seed 43, so graph-to-graph fluctuations at fixed $(n, \langle k \rangle)$ are not sampled. The residual variance in the PSCK pgv fit ($R^2 = 0.015$) is plausibly dominated by that source. A multi-graph extension would tighten the empirical slope bound on PSCK, though we would not expect it to change the qualitative “no exponential decay” finding.

Second, small- σ initialization regime only. The scan is at $\sigma = 0.1$. Lerch et al. [23] show that MMD-type losses hit barren plateaus at $\sigma \sim \pi/2$ (full-angle initialization), which we stay away from. Extrapolation of our $\sigma = 0.1$ results to other amplitudes is not supported by the data we show.

Third, fixed L . The scan runs at $L = 4$; the L -dependence of the gradient-variance scaling is not tested here. For large L the MoIQP loss becomes a sum of L single-IQP gradient variances under independent parameter sampling, for which a \sqrt{L} tightening of concentration would naively be expected, but we have not run that experiment.

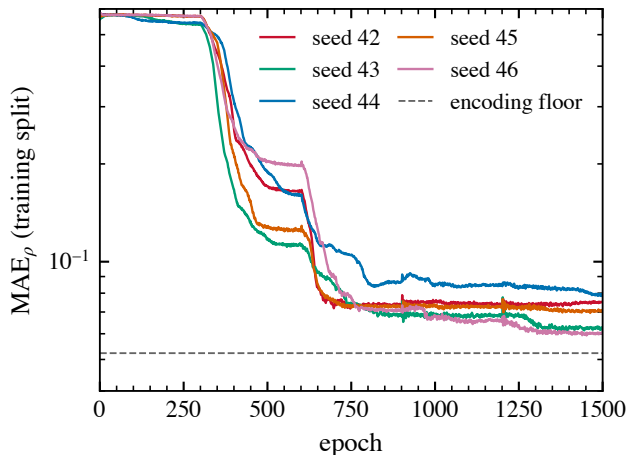


FIG. 10: Per-seed training trajectories at $L = 8$, 1500 epochs (headline configuration). The dashed line marks the training-split encoding-fidelity floor (0.052). The sweep is tightly converged by epoch 1500.

Appendix D: Per-seed convergence diagnostics

This appendix provides the full per-seed numerical output of the headline $D = 8$, $B = 8$, $L = 8$, 1500-epoch sweep summarized in Sec. V, together with a secondary $L = 4$, 800-epoch sweep that serves as a reproducibility cross-check at a reduced configuration. Table V reports training-split and held-out test-split metrics side by side for each of the five seeds at the headline configuration.

Training time averages 111.9 ± 2.6 min per seed (total

sweep 9.3 CPU-hours), and final MMD² loss values span 0.38 to 1.47 across the five seeds.

Convergence status. Fig. 10 shows the $L = 8$ training trajectories. Defining a convergence indicator $\Delta \equiv \overline{\text{MAE}}_{\rho \text{ ep } 1401-1450} - \overline{\text{MAE}}_{\rho \text{ ep } 1451-1500}$ (positive values indicate the trajectory is still descending), seeds 42, 43, 45, and 46 all satisfy $\Delta \leq 0.0001$ (fully plateaued); seed 44 has $\Delta = 0.0024$ (still descending mildly but within the same plateau region). All five seeds cross $\text{MAE}_{\rho} < 0.10$ by epoch 768; four out of five cross $\text{MAE}_{\rho} < 0.08$ by epoch 726, and seed 44 crosses the same threshold at epoch 1458. All five sit on their asymptotic plateau by epoch 1500.

cIQP verification per seed. Running cIQP deployment at $M_{\text{verify}} = 2 \times 10^5$ Van den Nest latents on each seed’s trained model, the cIQP-vs-MoIQP Z -correlator MAE divided by the Monte Carlo noise floor $M^{-1/2} \approx 2.24 \times 10^{-3}$ averages 0.591 ± 0.012 across the five seeds, with individual values spanning 0.571 to 0.602. The ratio is consistent to $\pm 2\%$ across a 12% spread in the base gate-graph size $|\mathcal{G}|$ (range 256 to 287, drawn from a fresh Erdős–Rényi instance at graph-seed = user-seed + 1), confirming that the compilation overhead is independent of the trained parameters and of the specific graph instance. Compiled-gate counts $|\mathcal{G}_{\text{cIQP}}| = |\mathcal{G}| \cdot L$ agree exactly with Eq. (A16) for every seed (range 2048 to 2296). All five seeds give sub-Monte-Carlo agreement between cIQP and MoIQP marginals.

Reduced-configuration reproducibility check. For completeness, Table VI reports the per-seed metrics at a reduced configuration ($L = 4$, 800 epochs, same n and same seeds). This is a reproducibility cross-check, not the paper’s headline.

-
- [1] C. Krause *et al.*, “CaloChallenge 2022: A community challenge for fast calorimeter simulation,” arXiv:2410.21611 (2024).
 - [2] ATLAS Collaboration, “AtlFast3: The next generation of fast simulation in ATLAS,” *Comput. Softw. Big Sci.* **6**, 7 (2022).
 - [3] M. Paganini, L. de Oliveira, B. Nachman, “CaloGAN: Simulating 3D high-energy particle showers in multilayer electromagnetic calorimeters with generative adversarial networks,” *Phys. Rev. D* **97**, 014021 (2018).
 - [4] S.Y. Chang, S. Vallecorsa, E.F. Combarro, R. Duncan, “A full quantum generative adversarial network model for high-energy physics simulations,” arXiv:2305.07284 (2023).
 - [5] C. Krause, D. Shih, “Fast and accurate simulations of calorimeter showers with normalizing flows,” *Phys. Rev. D* **107**, 113003 (2023).
 - [6] M.R. Buckley, I. Pang, D. Shih, C. Krause, “Inductive simulation of calorimeter showers with normalizing flows,” *Phys. Rev. D* **109**, 033006 (2024).
 - [7] T. Buss *et al.*, “AllShowers: One model for all calorimeter showers,” arXiv:2601.11716 (2026).
 - [8] V. Mikuni, B. Nachman, “CaloScore v2: Single-shot calorimeter shower simulation with diffusion models,” *JINST* **19**, P02001 (2024).
 - [9] L. Favaro, A. Ore, S. Palacios Schweitzer, T. Plehn, “CaloDREAM: Detector response emulation via attentive flow matching,” *SciPost Phys.* **18**, 088 (2025).
 - [10] A. Delgado, K.E. Hamilton, “Unsupervised quantum circuit learning in high-energy physics,” *Phys. Rev. D* **106**, 096006 (2022).
 - [11] O. Kiss, M. Grossi, E. Kajomovitz, S. Vallecorsa, “Conditional Born machine for Monte Carlo event generation,” *Phys. Rev. A* **106**, 022612 (2022).
 - [12] S.Y. Chang *et al.*, “Full quantum generative adversarial networks for high-energy physics simulations,” arXiv:2305.07284 (2023).
 - [13] S. Hoque *et al.*, “CaloQVAE: Simulating high-energy particle-calorimeter interactions using hybrid quantum-classical generative models,” *Eur. Phys. J. C* **84**, 1 (2024).
 - [14] B. Coyle, D. Mills, V. Danos, E. Kashefi, “The Born supremacy: Quantum advantage and training of an Ising Born machine,” *npj Quantum Inf.* **6**, 60 (2020).

seed	training split (final epoch)			held-out test split			
	MAE $_{\rho}$	r_{ρ}	MAE $_z$	MAE $_{\rho}$	r_{ρ}	MAE $_z$	gap
42	0.0749	0.9879	0.0099	0.0772	0.9870	0.0137	+0.0030
43	0.0624	0.9898	0.0098	0.0646	0.9889	0.0138	+0.0026
44	0.0790	0.9855	0.0131	0.0799	0.9846	0.0171	+0.0015
45	0.0705	0.9882	0.0116	0.0722	0.9872	0.0154	+0.0021
46	0.0601	0.9900	0.0089	0.0624	0.9891	0.0129	+0.0025
mean \pm std	0.069 \pm 0.008	0.988 \pm 0.002	0.011 \pm 0.002	0.071 \pm 0.008	0.987 \pm 0.002	0.015 \pm 0.002	0.0023 \pm 0.0006

TABLE V: Per-seed metrics at the headline configuration $L = 8$, $n = 64$, 1500 epochs. Left block: training-split metrics at the final epoch. Right block: held-out test-split metrics evaluated by Van den Nest Monte Carlo, with seed 42 at $M = 10^5$ and seeds 43–46 at $M = 2 \times 10^4$ (a matched- M cross-check on seed 42 agrees to 1.7×10^{-4} on MAE $_{\rho}$, well below the noise floor $M^{-1/2} \approx 7 \times 10^{-3}$). The train-test gap column is MAE $_{\rho}^{\text{test}} - \text{MAE}_{\rho}^{\text{train}}$ computed from the same Monte Carlo run, so the train values in the right block may differ at the fourth decimal from the final-epoch left-block values due to independent Monte Carlo streams. The five-seed gap 0.0023 ± 0.0006 is smaller than the encoding-fidelity floor gap $0.0548 - 0.0515 = 0.0033$.

seed	MAE $_{\rho}$	r_{ρ}	MAE $_z$	final loss	train time
42	0.0676	0.9888	0.0145	1.33	28.4 min
43	0.0629	0.9908	0.0145	1.40	28.0 min
44	0.0942	0.9830	0.0196	3.95	30.6 min
45	0.0816	0.9891	0.0163	1.92	30.1 min
46	0.1232	0.9796	0.0158	2.13	27.5 min
mean \pm std	0.086 \pm 0.024	0.986 \pm 0.005	0.016 \pm 0.002	2.15 \pm 1.06	28.9 \pm 1.4 min

TABLE VI: Per-seed final-epoch training-split metrics for the reduced-configuration reproducibility sweep at $L = 4$, 800 epochs, $n = 64$. Included as a reference point for the compute/quality tradeoff at smaller mixture size.

- [15] J.R. McClean *et al.*, “Barren plateaus in quantum neural network training landscapes,” *Nat. Commun.* **9**, 4812 (2018).
- [16] M. Cerezo *et al.*, “Cost function dependent barren plateaus in shallow parametrized quantum circuits,” *Nat. Commun.* **12**, 1791 (2021).
- [17] D. Shepherd, M.J. Bremner, “Temporally unstructured quantum computation,” *Proc. R. Soc. A* **465**, 1413 (2009).
- [18] M.J. Bremner, R. Jozsa, D.J. Shepherd, “Classical simulation of commuting quantum computations implies collapse of the polynomial hierarchy,” *Proc. R. Soc. A* **467**, 459 (2011).
- [19] M.J. Bremner, A. Montanaro, D.J. Shepherd, “Average-case complexity versus approximate simulation of commuting quantum computations,” *Phys. Rev. Lett.* **117**, 080501 (2016).
- [20] M. Van den Nest, “Simulating quantum computers with probabilistic methods,” arXiv:0911.1624 (2010).
- [21] M.S. Rudolph *et al.*, “Trainability barriers and opportunities in quantum generative modeling,” *npj Quantum Inf.* **10**, 116 (2024).
- [22] E. Recio-Armengol, S. Ahmed, J. Bowles, “Train on classical, deploy on quantum: Scaling generative quantum machine learning to a thousand qubits,” arXiv:2503.02934 (2025).
- [23] S. Lerch, J. Bowles, R. Puig, E. Recio-Armengol, Z. Holmes, S. Thanasilp, “IQP Born machines under data-dependent and agnostic initialization strategies,” arXiv:2603.14576 (2026).
- [24] O. Balló-Gimbernat *et al.*, “Shallow IQP circuits and graph generation,” arXiv:2511.05267 (2025); *Phys. Rev. A* (in press).
- [25] S. Hakkaku *et al.*, “Characterizing trainability of instantaneous quantum polynomial circuit Born machines,” arXiv:2602.11042 (2026).
- [26] J. Liu, L. Wang, “Differentiable learning of quantum circuit Born machines,” *Phys. Rev. A* **98**, 062324 (2018).
- [27] S. C. Marshall, S. Aaronson, V. Dunjko, “Improved separation between quantum and classical computers for sampling and functional tasks,” arXiv:2410.20935 (2024); in *40th Computational Complexity Conference (CCC 2025)*, LIPIcs Vol. 339, pp. 5:1–5:14, Schloss Dagstuhl, Leibniz-Zentrum für Informatik (2025), doi:10.4230/LIPIcs.CCC.2025.5.
- [28] S. Monaco, J. Slim, K. Borrás, D. Krücker, “clic (v1.0.0),” Zenodo (2025), doi:10.5281/zenodo.16027525. Downsampled from the CLIC single-particle electron-shower dataset in the Ele.FixedAngle format; code at github.com/desyqml/clic.
- [29] E. Recio-Armengol and J. Bowles, “IQPopt: Fast optimization of instantaneous quantum polynomial circuits in JAX,” arXiv:2501.04776 (2025).