

REVERSEMATH: Answer Inversion for Scalable and Verifiable Mathematical Problem Generation

Raoyuan Zhao^{1,2}, Yihong Liu^{1,2}, Yupei Du³, Hinrich Schütze^{1,2}, and Michael A. Hedderich^{1,2}

¹Center for Information and Language Processing, LMU Munich

²Munich Center for Machine Learning (MCML)

³Saarland University

{rzhao, yihong, hedderich}@cis.lmu.de, yudo@lst.uni-saarland.de

Abstract

Mathematical reasoning benchmarks are vital for evaluating large language models (LLMs), but many are static and repeatedly exposed through public evaluation and training pipelines, making it difficult to separate *genuine reasoning* from *memorization*. Meanwhile, manually constructing new math problems with reliable answers remains costly. We introduce **REVERSEMATH**, a scalable method for generating new math problems through *answer inversion*. Given a problem and its answer, REVERSEMATH masks a numerical value in the original problem, treats the original answer as a known condition, and rewrites the problem so that the masked value becomes the new answer. The generated problem reverses the original input-output relation, making its answer known by construction. We study REVERSEMATH for both *evaluation* and *training*. For evaluation, paired original/reversed problems reveal substantial behavioral shifts: models sometimes fail on reversed problems and even incorrectly output the original answer, suggesting memorization-like behavior. For training, REVERSEMATH provides automatically labeled reversed problems as data augmentation for reinforcement learning (RL). Experiments show that including REVERSEMATH-generated data improves mathematical reasoning performance across multiple benchmarks, demonstrating its value as both an analysis tool and a scalable source of verifiable training data.

1 Introduction

Mathematical reasoning has become an important testbed for evaluating the reasoning abilities of large language models (LLMs) (Cobbe et al., 2021; Hendrycks et al., 2021; Wei et al., 2022). Recent models achieve increasingly strong results on standard math benchmarks (Yang et al., 2024; Guo et al., 2025), but these results are becoming harder to interpret. Many widely used benchmarks remain

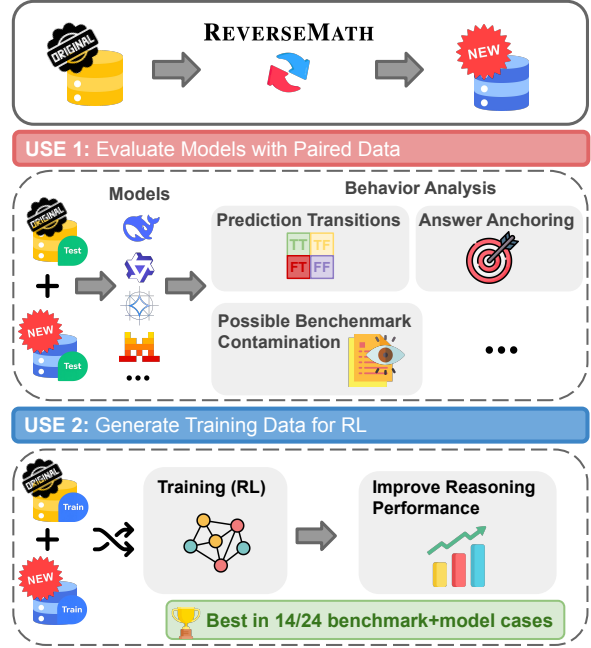


Figure 1: REVERSEMATH turns existing math problems into verified reversed problems with deterministic answers. These generated problems then support two uses in our study: controlled *evaluation* with paired original/reversed problems for analyzing model behavior, and verifiable data augmentation for RL *training*.

static and are extensively exposed through public evaluation, online discussion, and even training pipelines (Sainz et al., 2023; Deng et al., 2024; Zhao et al., 2024). As a result, high benchmark accuracy may reflect not only genuine reasoning ability, but also memorized problem-answer associations or familiarity with recurring problem formulations (Zhang et al., 2024; Huang et al., 2025).

A natural way to address this issue is to construct new math problems from existing benchmarks. Prior work has explored several directions. One line of work perturbs problem statements by adding irrelevant information or modifying surface details (Shi et al., 2023a; Li et al., 2024; Zhou et al., 2024). While such perturbations can reveal model sensitivity to distraction, they do not necessarily

change the underlying reasoning target. Another line of work converts existing problems into templates and substitutes numerical values (Mirzadeh et al., 2025; Yang et al., 2025b; Xu et al., 2026). These methods can produce many variants, but they often preserve the original reasoning direction and ask models to solve for the same type of target. Human rewriting can introduce more substantial changes, including modified answers and problem structures (Huang et al., 2025), but it requires expert annotation and is difficult to scale.

To address these limitations, we introduce REVERSEMATH, a straightforward and reliable method for generating new math problems from existing ones through *answer inversion*. Given a math problem and its answer, REVERSEMATH masks a numerical value in the original problem, treats the original answer as a known condition, and rewrites the problem so that the masked value becomes the new answer. This reverses the original input-output relation. The generated problem is therefore not merely a paraphrase or surface-level variant of the original problem, but a reversed problem with a different answer and a different reasoning direction. This makes REVERSEMATH useful for studying how models behave when the inference target changes.

We study REVERSEMATH in two complementary ways (Figure 1). First, we use it as a controlled problem-generation method for *evaluation* (Section 4). Because each reversed problem is paired with its original problem, we can compare model behavior before and after answer inversion. This paired structure enables fine-grained analysis of behavioral shifts, including cases where models solve the original problem but fail on the reversed one, or incorrectly reuse the original answer after the target has changed. Such cases reveal formulation sensitivity and memorization-like behavior that may be hidden by aggregate benchmark accuracy.

Second, we study REVERSEMATH as a data augmentation method for *training* with reinforcement learning from verifiable rewards (RLVR) (Section 5). Since each generated problem has an automatically known answer, REVERSEMATH can expand existing training datasets into additional verifiable *inverse-reasoning* problems without manual annotations. These reversed problems encourage models to reason from outputs back to inputs, complementing standard *forward-reasoning* data and providing a scalable source of training examples.

Our contributions are as follows: (i) We propose

REVERSEMATH, a scalable and reliable answer-inversion method that automatically generates new mathematical problems from existing problems. (ii) We use REVERSEMATH to construct paired problems for controlled evaluation of model behavior, showing that many models exhibit instability under answer inversion and problem-answer memorization. (iii) We leverage REVERSEMATH as a data augmentation method for RLVR-style training and show that including REVERSEMATH-generated problems improves mathematical reasoning performance across multiple benchmarks.

2 Related Work

Mathematical Reasoning Evaluation and Benchmark Robustness. Mathematical reasoning has become a central domain for evaluating the reasoning abilities of large language models (Wei et al., 2022; Ahn et al., 2024; Wang et al., 2026). Recent models achieve increasingly strong performance on standard math benchmarks, raising concerns about whether benchmark accuracy reflects robust reasoning or memorized problem-answer associations (Zhang et al., 2024; Deng et al., 2024). Since many widely used benchmarks are static and publicly available, they are increasingly susceptible to contamination and repeated exposure as models scale (Magar and Schwartz, 2022; Xu et al., 2024; Chen et al., 2025). Recent work by Du et al. (2025) further suggests that memorization in language models may coexist with genuine reasoning mechanisms, making it difficult to disentangle robust reasoning from memorized problem-answer associations using final-answer accuracy alone. These challenges motivate methods that construct paired problems with shared context but different inference targets, allowing finer-grained analysis of whether models rely on robust reasoning or memorized problem-answer associations.

Perturbation- and Reversal-Based Evaluation.

To better analyze memorization and robustness in reasoning tasks, prior work has explored controlled transformations of existing benchmarks. One line of work applies surface-level perturbations, such as adding irrelevant context, paraphrasing prompts, or introducing typographical errors (Shi et al., 2023a; Zhou et al., 2024; Zhao et al., 2025, 2026). These studies show that model predictions can be highly sensitive to seemingly superficial changes. Another line of work constructs more structured perturbations for math reasoning. Mirzadeh et al. (2025)

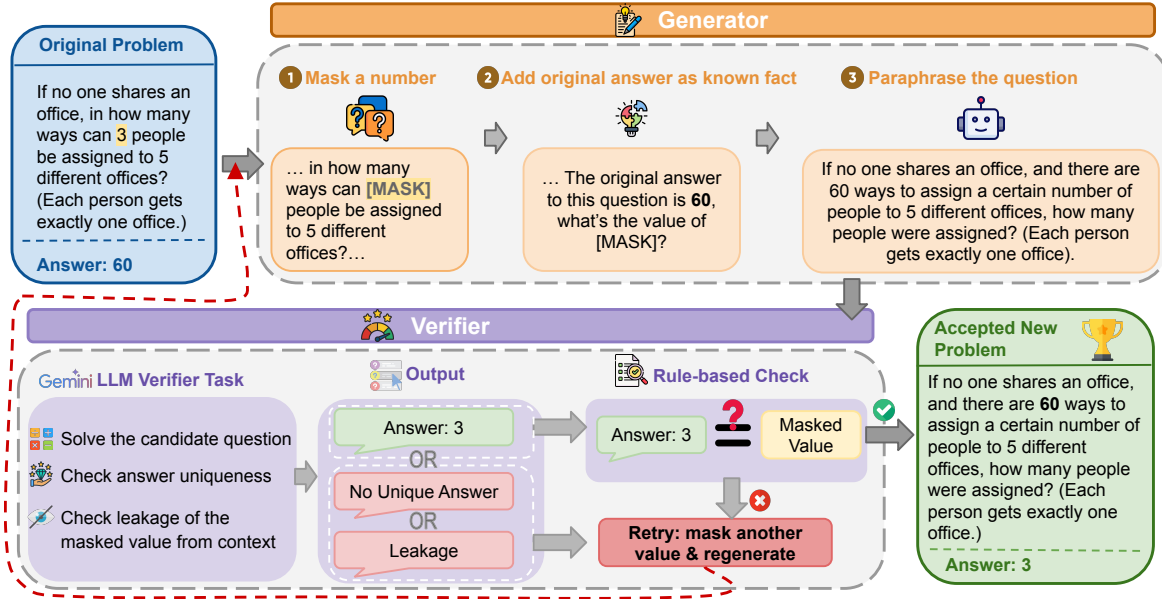


Figure 2: Overview of REVERSEMATH. Starting from an original math problem and its answer, REVERSEMATH masks a numerical value and conditions on the original answer to construct an intermediate inverse problem. A **generator** LLM rewrites it into a natural reversed problem, and a **verifier** checks whether the problem is uniquely solvable, free of answer leakage, and has an answer matching the masked value. See details in Appendix B.

propose GSM-Symbolic, which converts problems into templates with controllable numerical substitutions and surface-level modifications. Xu et al. (2026) extend this framework to multilingual settings, while Huang et al. (2025) introduce MathPerturb, where human annotators rewrite benchmark problems through controlled perturbations. Although these approaches reveal important robustness failures, they generally preserve the original reasoning direction and inference target.

More closely related to our work, Yu et al. (2024) and Guo et al. (2024) study reversal versions of mathematical reasoning problems and show that models suffer from the *reversal curse*. Our work differs in both scope and objective. Rather than primarily studying reversal failures, we propose answer inversion as a scalable framework for generating deterministic math problems. This enables not only controlled evaluation and memorization analysis, but also reinforcement-learning data augmentation with automatically verifiable answers.

3 Methodology

We introduce REVERSEMATH, a generate-and-verify framework for converting existing math problems into new reversed problems with deterministic answers. The framework, as shown in Figure 2, consists of two components: a *generator*, which constructs candidate reversed problems, and a *verifier*, which filters invalid or ambiguous generations.

3.1 Problem Formulation

Let x denote an original math problem and y denote its ground-truth answer. Suppose the problem statement contains a set of numerical values $\mathcal{V}(x) = \{v_1, v_2, \dots, v_n\}$. REVERSEMATH randomly selects one value $v \in \mathcal{V}(x)$ and masks it in the original problem. The goal is to generate a new problem x' such that its answer is the masked value: $y' = v$. Because v is known, the answer to x' is deterministic by construction. The main challenge is therefore to generate a *natural*, *solvable*, and *non-leaking* problem with v as its *unique* answer.

3.2 Generator

Given an original math problem x with its original answer y , the generator constructs a candidate reversed problem x' with a different target y' .

Numerical Value Masking. The generator first identifies numerical values in the original problem and selects one value v . This value is replaced with a special mask token [MASK], yielding a masked problem x_{mask} . The masked value is treated as the answer to the generated problem, while the remaining context is retained as the basis for rewriting.

Answer Conditioning. The original answer y is added to the masked problem x_{mask} as a known fact, converting the original answer into an input condition. We then append an explicit query asking

for the masked value, e.g., “What is the value of [MASK]?”. The resulting intermediate problem serves as the input to the rewriting step and as a rule-based baseline in Section 4.5.

Problem Rewriting. A generator LLM rewrites the intermediate problem into a candidate reversed problem x' . The generator is instructed to produce a problem that satisfies three criteria: (i) it is natural and coherent; (ii) it asks for the masked value; and (iii) it does not directly reveal v in the problem. The resulting candidate has expected answer $y' = v$. More details of the prompt see Appendix B.2

3.3 Verifier

Although the answer to a generated problem is known by construction, the generated text may still be invalid. For example, the problem may be ambiguous, which admit multiple possible answers, or may accidentally leak the masked value in the problem. Therefore, REVERSEMATH uses a verifier to check each candidate problem before accepting it.

LLM-Based Verification. Given a candidate reversed problem x' , the verifier LLM is prompted to assess whether the problem can be validly solved for the masked value. It returns one of three statuses: (i) a predicted answer \hat{y}' if the problem is well-posed and solvable; (ii) NO-UNIQUE-ANSWER if the problem is ambiguous or admits multiple possible answers; or (iii) LEAKAGE if the masked value v is directly revealed or trivially recoverable from the problem statement. Only candidates for which the verifier returns a predicted answer proceed to the rule-based consistency check.

Rule-Based Consistency Check. When the verifier returns a predicted answer \hat{y}' , REVERSEMATH compares it with the masked value v using Math-Verify.¹ The candidate passes the consistency check only if $\hat{y}' = v$.

Acceptance Criteria and Iterative Generation. A candidate is accepted if and only if the verifier returns a predicted answer that matches the masked value via the rule-based consistency check; otherwise it is discarded and generation is retried up to a predefined maximum number of attempts.

¹<https://github.com/huggingface/Math-Verify>

4 REVERSEMATH for Controlled Evaluation and Behavior Analysis

4.1 Experimental Setup

Models. We evaluate REVERSEMATH across a diverse set of open-source LLMs, covering both instruction-tuned and reasoning-oriented models. Specifically, we include Qwen3 models (3B–32B) (Yang et al., 2025a), Qwen2.5 models (3B–32B) (Qwen Team et al., 2025), DeepSeek-R1 distilled models (7B–32B) (Guo et al., 2025), OpenReasoning Nemotron models (7B–32B) (Moshkov et al., 2025), LLaMA3 models (3B, 8B, 70B) (Grattafiori et al., 2024), Gemma3 models (4B–27B) (Gemma Team et al., 2025), Mistral-7B (Jiang et al., 2023), and Mixtral-8x7B (Jiang et al., 2024). We use Gemini-3-Flash for rewriting and verification.

Benchmarks. We evaluate on six mathematical reasoning benchmarks with different task characteristics. GSM8K (Cobbe et al., 2021) consists of grade-school arithmetic word problems. MATH-500 (Hendrycks et al., 2021) and AIME 2024/2025 contain competition-style problems requiring more advanced multi-step reasoning. MGSIM (Shi et al., 2023b) evaluates multilingual grade-school math reasoning, while AgentCoMa (Alazraki et al., 2026) combines mathematical and commonsense reasoning. This benchmark suite allows us to test REVERSEMATH across arithmetic, competition-level, multilingual, and mixed reasoning settings.²

Metric. We use average@10 as the primary evaluation metric. For each problem, we sample 10 model responses and compute the fraction whose final answers match the ground-truth answer. We then average this fraction over all problems.

4.2 Answer Inversion Has Model- and Dataset-Dependent Effects

Table 1 compares average@10 performance on $\text{problem}_{\text{original}}$ and $\text{problem}_{\text{reversed}}$ across models and benchmarks. A first observation is that **answer inversion does not induce a uniform performance trend**. Although all models are evaluated on the same reversed problem sets, the effect varies substantially: some models degrade after inversion, some remain nearly unchanged, and others improve on the reversed version.

This pattern suggests that REVERSEMATH is not simply making every problem harder or easier. **Instead, answer inversion changes the reasoning**

²Evaluation details in Appendix B.3.

Model	GSM8K	MGSM	MATH-500	AgentCoMa	AIME2024	AIME2025
DeepSeek-R1-7B	82.9 / 85.2 ↑	58.2 / 57.7 ↓	64.7 / 68.5 ↑	26.2 / 29.8 ↑	30.0 / 23.9 ↓	18.6 / 25.0 ↑
DeepSeek-R1-14B	92.4 / 90.8 ↓	73.1 / 75.7 ↑	68.6 / 70.7 ↑	54.4 / 49.3 ↓	48.6 / 34.3 ↓	32.1 / 24.3 ↓
DeepSeek-R1-32B	96.6 / 96.5 ↓	84.2 / 87.4 ↑	69.0 / 74.2 ↑	75.0 / 60.5 ↓	56.8 / 37.5 ↓	41.8 / 28.9 ↓
Gemma3-4B	84.6 / 88.5 ↑	74.1 / 74.1 ↑	64.9 / 66.1 ↑	26.3 / 35.6 ↑	4.6 / 13.6 ↑	6.1 / 25.7 ↑
Gemma3-12B	93.5 / 93.8 ↑	85.3 / 88.5 ↑	74.2 / 71.4 ↓	49.9 / 53.3 ↑	20.7 / 33.2 ↑	14.3 / 46.4 ↑
Gemma3-27B	95.0 / 96.1 ↑	88.6 / 90.4 ↑	79.0 / 75.5 ↓	59.8 / 56.1 ↓	25.0 / 26.8 ↑	16.4 / 43.6 ↑
Llama3.1-8B	52.1 / 41.4 ↓	36.9 / 29.5 ↓	29.7 / 31.6 ↑	15.2 / 14.2 ↓	1.4 / 1.1 ↓	0.4 / 11.1 ↑
Llama3.1-70B	86.5 / 81.8 ↓	60.9 / 57.9 ↓	50.4 / 54.1 ↑	46.8 / 42.5 ↓	8.2 / 4.3 ↓	1.1 / 23.2 ↑
Llama3.2-3B	48.1 / 37.9 ↓	29.4 / 21.3 ↓	30.7 / 30.4 ↓	11.0 / 16.2 ↑	1.8 / 4.3 ↑	0.0 / 13.2 ↑
Mistral-7B	28.2 / 19.0 ↓	11.8 / 9.8 ↓	14.9 / 11.8 ↓	18.3 / 14.8 ↓	0.4 / 2.9 ↑	0.0 / 7.9 ↑
Mixtral-8x7B	57.4 / 42.9 ↓	32.0 / 24.7 ↓	29.3 / 29.9 ↑	32.4 / 24.9 ↓	0.4 / 4.3 ↑	0.4 / 7.5 ↑
Nemotron-7B	82.9 / 81.0 ↓	37.5 / 39.6 ↑	56.9 / 52.4 ↓	35.3 / 28.6 ↓	22.1 / 10.7 ↓	18.2 / 6.8 ↓
Nemotron-14B	88.4 / 87.3 ↓	57.3 / 59.6 ↑	54.5 / 47.9 ↓	63.4 / 38.5 ↓	27.1 / 18.6 ↓	16.8 / 12.5 ↓
Nemotron-32B	93.2 / 89.0 ↓	73.1 / 73.8 ↑	54.4 / 47.8 ↓	71.3 / 43.8 ↓	32.5 / 21.1 ↓	20.0 / 13.6 ↓
Qwen2.5-3B	64.9 / 62.2 ↓	44.0 / 40.8 ↓	45.6 / 46.4 ↑	21.1 / 24.5 ↑	3.2 / 8.2 ↑	1.4 / 16.8 ↑
Qwen2.5-7B	89.7 / 84.6 ↓	66.7 / 63.1 ↓	59.0 / 59.0 →	38.5 / 34.5 ↓	9.6 / 8.2 ↓	2.1 / 25.0 ↑
Qwen2.5-32B	96.4 / 95.6 ↓	84.2 / 84.2 →	65.1 / 67.9 ↑	61.0 / 54.3 ↓	12.1 / 18.2 ↑	4.6 / 36.8 ↑
Qwen3-4B	92.0 / 90.4 ↓	75.8 / 77.2 ↑	72.2 / 74.3 ↑	44.4 / 45.3 ↑	37.9 / 31.8 ↓	27.9 / 31.8 ↑
Qwen3-8B	91.5 / 91.2 ↓	80.1 / 80.6 ↑	68.7 / 73.4 ↑	48.8 / 46.6 ↓	36.4 / 31.4 ↓	28.2 / 31.8 ↑
Qwen3-32B	84.1 / 84.7 ↑	84.2 / 87.0 ↑	62.2 / 64.5 ↑	74.9 / 61.9 ↓	40.0 / 31.8 ↓	32.1 / 22.9 ↓

Table 1: Average@10 performance on $\text{problem}_{\text{original}}$ and $\text{problem}_{\text{reversed}}$ on original / reversed performance, with arrows indicating the direction of change. The mixed gains and drops show that answer inversion does not uniformly increase difficulty, but instead produces model- and dataset-dependent effects.

target in a way that interacts with model-specific capabilities and benchmark characteristics. For example, several models show clear degradation on AgentCoMa and parts of AIME, while performance on MATH-500 and MGSM is more mixed. Thus, the effect of REVERSEMATH should not be interpreted solely as a global difficulty increase, but as a transformation that exposes model- and dataset-specific reasoning behavior.

We also observe relatively large performance gains on some challenging benchmarks, especially AIME. We hypothesize that this is partly due to low baseline performance and limited benchmark size: when the original average@10 is already very low, small changes in solvability or sampling variance can lead to relatively large improvements. This further motivates looking beyond aggregate average@10 and analyzing instance-level transitions between original and reversed problems.

4.3 Transitions Reveal Prediction Instability

Aggregate performance alone does not fully capture the effect of answer inversion. Even when average@10 changes only slightly, the underlying predictions may change substantially at the instance level. To analyze this behavior, we categorize each example according to whether the model answers $\text{problem}_{\text{original}}$ and $\text{problem}_{\text{reversed}}$ correctly, using the majority outcome across sampled responses. This yields four transition types: **TT** (correct → correct), **TF** (correct → incorrect), **FT** (incorrect

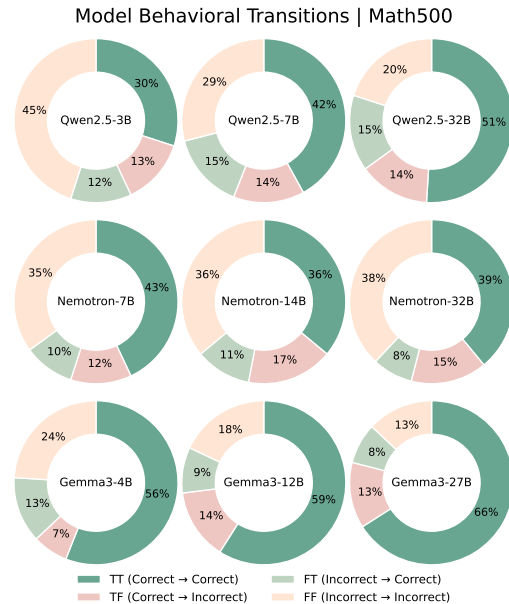


Figure 3: Behavioral transition patterns induced by REVERSEMATH on MATH-500 across models. The presence of both TF and FT cases shows that answer inversion changes which examples models solve, revealing instance-level instability hidden by aggregate accuracy.

→ correct), and **FF** (incorrect → incorrect).

Figure 3 shows these transitions on MATH-500.³ The key finding is that **stable aggregate performance can mask substantial instance-level instability**. For example, several models (e.g., Qwen models) have non-trivial proportions of both **TF** and **FT**, meaning that losses on originally solved problems are partly offset by gains on originally

³We show full results in Appendix C.

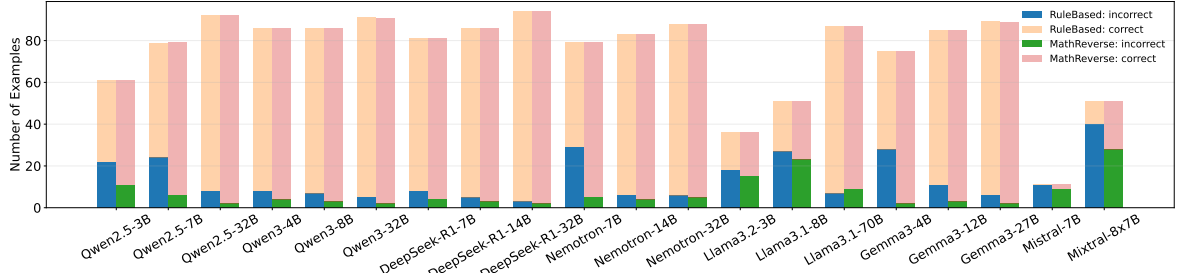


Figure 4: Additional Failures revealed by rule-based reversal and REVERSEMATH. Among examples that models solve correctly after symbolic rewriting (the full bar in the chart), reversal-based methods reveal many additional failures, showing that robustness to symbolic perturbations does not imply robustness to changed reasoning targets.

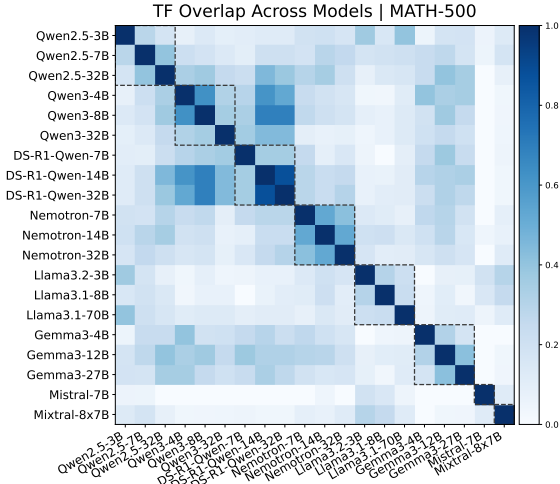


Figure 5: Overlap of *TF* cases on MATH-500 across models. Stronger within-family (dashed blocks) overlap indicates that answer-inversion failures are more consistent within model families than across them.

unsolved ones. Consequently, models may show similar average@10 before and after while relying on very different sets of correctly solved examples.

The transition patterns indicate that **REVERSE-MATH does not uniformly increase or decrease problem difficulty**. Instead, the presence of both *TF* and *FT* indicates that reversing the inference target changes which problems a model can solve. In particular, the prevalence of *TF* cases suggests that many correct predictions on the original benchmark are fragile and fail under reversals, consistent with previous findings (Guo et al., 2024).

4.4 TF Transitions Exhibit Strong Family-Level Consistency

Among the four transition types, *TF* cases are particularly informative, as they capture problems that a model solves in the original form but fails after answer inversion. To examine whether these failures are systematic, we compute the Jaccard similarity between the *TF* sets of different model

pairs. Figure 5 shows the results on MATH-500.⁴

The key finding is that **TF failures cluster strongly within model families**. Models from the same family exhibit substantially higher *TF* overlap than models from different families (Across nearly all benchmarks, *within-family* Jaccard similarities are significantly higher than *cross-family* similarities. See Appendix D.1 for details.), suggesting that such failures are not random but reflect shared behavioral weaknesses among related models. Several factors may contribute to *TF* transitions. While reversed problems may be more difficult than their original counterparts, difficulty alone does not fully explain the strong within-family clustering. If failures are driven only by problem difficulty, different model families would be expected to fail on more similar examples. Instead, the observed clustering suggests that **reversal failures may be shaped by family-specific factors**, which may include shared training data, post-training recipes, memorized target-answer associations, and behavioral inheritance from larger models through knowledge distillation (Tang et al., 2026).

4.5 Answer Inversion Reveals Failures Beyond Symbolic Perturbations

Figure 4 compares three transformation strategies constructed from the same original GSM8K problems: GSM-Symbolic (Mirzadeh et al., 2025), the rule-based reversal baseline (Section 3.2), and the full REVERSEMATH pipeline. The key finding is that **reversal-based transformations expose many failures that are missed by symbolic perturbations**. Among examples where models remain correct under GSM-Symbolic, both the rule-based reversal and REVERSEMATH frequently cause models to fail. This suggests that robustness to numerical or surface-level perturbations does not necessarily transfer to robustness under reversed

⁴We show complete results in Appendix D.1.

Dataset	Same-as-Ori. (%)	OpError among Same (%)
GSM_REVERSEMATH (2021)	1.4	16.9
GSM_Rule_Based (2021)	5.7	15.2
MATH-500 (2021)	2.9	10.6
MGSM (2022)	1.8	7.0
GSM-Symbolic (2024)	1.8	3.8
AIME2024 (2024)	1.1	22.6
AIME2025 (2025)	0.4	27.3
AgentCoMa (2026)	0.2	1.9

Table 2: Frequency with which model predictions on problem_{reversed} match the original answer. Higher same-as-original rates suggest attraction toward the original answer, and the OpError column reports the proportion of these cases with arithmetic inconsistencies.

reasoning.

The rule-based reversal baseline follows the same answer-inversion principle as REVERSEMATH, but omits the LLM-based rewriting step. As a result, it often produces unnatural prompts with two explicit questions: the original question and the added query asking for [MASK]. By contrast, REVERSEMATH rewrites the intermediate inverse problem into a more natural reversed problem while preserving the changed inference target. Therefore, failures under REVERSEMATH are less likely to be artifacts of awkward prompt format and more directly reflect difficulty with reversed reasoning.⁵ Together, these results show that **answer inversion probes a distinct failure mode from standard symbolic perturbation**.

4.6 Answer Anchoring and Memorized Solution Patterns

A recurring failure mode under answer inversion is that models sometimes output the original answer even though the reversed problem asks for a different target. We refer to this behavior as *answer anchoring*: the model appears to remain anchored to the original problem’s target value after the inference target has changed. Table 2 reports the frequency of this behavior across datasets over all models.

Interestingly, we observe that **answer anchoring seems to be weaker on newer benchmarks**. Older datasets such as MATH-500 and GSM-derived variants exhibit higher same-as-original rates, whereas more recent benchmarks such as AIME2025 and AgentCoMa show lower overlap. This trend is consistent with the hypothesis that target-answer associations contribute to some reversal failures, since older benchmark problems are more likely to

⁵We further find that reversal-based variants produce higher rates of predictions matching the original answer than GSM-Symbolic, suggesting stronger attraction toward the original target under answer inversion; see Table 2.

have been exposed during training.

The qualitative example below illustrates how answer anchoring can override correct reasoning:

Original Answer: 20

Rewritten Gold Answer: -1

Model Output:

Harry gets 101 feet. Therefore,

$$100 - 101 = -1$$

However, since the number of feet cannot be negative, we instead compute

$$100 - |-1| = 20$$

Thus, the answer is 20.

The model first derives the correct reversed answer -1 , but then overrides it and post-hoc rationalizes the original answer 20. The failure is therefore not a simple arithmetic mistake. Instead, it reflects an attempt to reconcile the reasoning trajectory with a previously favored target value. Such cases suggest that **some reversal failures may arise from memorization**.

5 REVERSEMATH for RL-Training Data Augmentation

The previous section shows that answer inversion exposes behavioral instabilities beyond standard forward-reasoning evaluation. This motivates using reversed problems not only as evaluation probes, but also as complementary training data that encourages models to reason from answer-like conditions back to missing inputs. Because REVERSEMATH-generated problems have automatically verifiable answers by construction, they are well-suited for reinforcement learning with verifiable rewards. In this section, we augment GSM8K training data with REVERSEMATH-generated reversed problems and evaluate whether this improves mathematical reasoning across multiple benchmarks.

5.1 Training Setup

Models. We conduct experiments on four open-source instruction-tuned models: Qwen2.5-3B, Llama3.2-3B, Llama3.1-8B, and Mistral-7B.

Data Construction. We construct the training data from the GSM8K training split. Specifically, we randomly sample 1,000 GSM8K problems and apply REVERSEMATH to generate one reversed problem for each sample, yielding 1,000 additional problem_{reversed} examples.

Training Method. All models are trained with Group Relative Policy Optimization (GRPO) (Shao

Model	GSM8K	MGSM	MATH-500	AgentCoMa	AIME2024	AIME2025
Llama3.2-3B	48.1 / 50.7 / 50.1	29.4 / 27.9 / 28.3	30.7 / 30.1 / 31.4	11.0 / 11.5 / 13.6	1.8 / 1.8 / 3.6	0.0 / 0.7 / 0.7
Llama3.1-8B	52.1 / 49.5 / 51.8	36.9 / 36.1 / 41.4	29.7 / 32.8 / 30.9	15.2 / 14.9 / 16.6	1.4 / 0.7 / 2.1	0.4 / 0.0 / 0.4
Mistral-7B	28.2 / 29.7 / 29.5	11.8 / 10.0 / 10.1	14.9 / 13.0 / 15.0	18.3 / 16.2 / 17.4	0.4 / 0.0 / 0.7	0.0 / 0.0 / 0.4
Qwen2.5-3B	64.9 / 68.2 / 67.2	44.0 / 42.4 / 42.0	45.6 / 46.2 / 48.5	21.1 / 21.5 / 21.9	3.2 / 1.4 / 3.6	1.4 / 0.7 / 1.1

Table 3: RL fine-tuning results across reasoning benchmarks. Each cell reports average@10 for three settings: untuned model / trained on duplicated GSM8K samples / trained on GSM8K samples augmented with REVERSE-MATH-generated problem_{reversed}. The best score is **bolded**. problem_{reversed} augmentation performs best in 14 of 24 cases, suggesting that answer-inversion data provides useful verifiable training signals beyond data duplication.

et al., 2024). We keep the same training pipeline and hyperparameters across all models and settings for a fair comparison. Detailed training configurations are provided in Appendix E.

Comparison Settings. We compare **Original + Reverse** with **Original + Duplicate**. In **Original + Reverse**, each GSM8K problem is paired with its REVERSE-MATH-generated reversed counterpart. In **Original + Duplicate**, each GSM8K problem is duplicated to match the training-set size. This comparison controls for data quantity and isolates the effect of answer-inversion augmentation.

5.2 Results and Discussion

Table 3 reports average@10 performance under three settings: the original untuned model, RL fine-tuning with duplicated GSM8K samples, and RL fine-tuning with GSM8K samples augmented by REVERSE-MATH-generated problem_{reversed}. Across 24 model–benchmark combinations, training with reversed problems achieves the best performance in **14** cases and improves over the duplicate-data baseline in **17** cases. This suggests that **answer-inversion data provides useful training signal beyond simply increasing the amount of training data**.

The gains are especially visible on harder and more out-of-domain benchmarks. For example, on MATH-500, problem_{reversed} augmentation improves Llama3.2-3B from 30.7 to 31.4 and Qwen2.5-3B from 45.6 to 48.5. On AgentCoMa, it improves Llama3.2-3B from 11.0 to 13.6, Llama3.1-8B from 15.2 to 16.6, and Qwen2.5-3B from 21.1 to 21.9. On AIME2024, it improves all four models, including Llama3.2-3B from 1.8 to 3.6 and Qwen2.5-3B from 3.2 to 3.6. These improvements are notable because MATH-500, AgentCoMa, and AIME require more advanced or compositional reasoning than GSM8K-style arithmetic, while the augmentation data is generated only from GSM8K. By contrast, improvements are less consistent on GSM8K and MGSM, which are

closer to the source training distribution. This pattern suggests that problem_{reversed} augmentation may improve transfer to harder reasoning settings. Since the reversed examples are generated from only 1,000 GSM8K training problems, their benefit on more difficult and distributionally distant benchmarks indicates that **answer inversion introduces complementary reasoning supervision**.

We hypothesize that this benefit comes from the structural diversity introduced by answer inversion. Standard math training data primarily encourages models to infer final answers from given conditions. In contrast, problem_{reversed} examples require models to recover missing inputs or intermediate quantities from answer-like conditions. **Using original and reversed problems together exposes the model to complementary forward- and reverse-reasoning views of related mathematical relations**. This may encourage the model to explore different reasoning directions and learn more flexible relational patterns, rather than relying solely on forward reasoning. Such complementarity may also explain why gains are more evident on harder benchmarks, where models need to generalize beyond the simpler reasoning patterns.

6 Conclusion

We introduced REVERSE-MATH, a scalable answer-inversion framework that generates new mathematical problems from existing benchmarks by reversing the original input-output relation. The resulting problems have deterministic, automatically verifiable answers. We showed that REVERSE-MATH supports both evaluation and training: it reveals behavioral instability, original-answer anchoring, and memorization-like patterns, while also providing verifiable data augmentation for reinforcement learning that improves mathematical reasoning performance. Overall, REVERSE-MATH offers a simple and effective way to probe model robustness, analyze memorization, and scale high-quality data.

Limitations

Despite its simplicity and scalability, we note that REVERSEMATH may have several limitations.

First, REVERSEMATH relies on existing benchmark problems as source material. If the original problem contains errors or ambiguities, the verifier will fail to confirm that the recovered mask value matches the ground truth, causing valid reversals to be discarded. This reduces the overall yield of usable generated data, as generation quality is bounded by the correctness of the source benchmarks. Additionally, since our verifier relies on a closed-source LLM, it may occasionally misclassify a correctly transformed hard problem as invalid due to model error causing some high-quality rewrites to be discarded. Future work could incorporate human review to recover such cases.

Second, not every numerical value is a suitable masking target. If an unimportant or semantically trivial number is selected first, such as an identifier, constant, or date—the resulting reversed problem may be ill-posed or unrecoverable, requiring the generation to be retried. This introduces unnecessary computational overhead, and selecting informative masking targets remains an important factor for generation efficiency.

Finally, our memorization analysis is suggestive rather than conclusive. Behaviors such as original-answer anchoring and family-level failure overlap are consistent with memorization-like patterns, but confirming this would require access to actual pre-training or post-training data, which is unavailable for most models. Future work could combine REVERSEMATH with direct contamination detection or training-data access to better isolate memorization effects.

7 Acknowledgments

We thank Abdullatif Köksal for his valuable feedback. This work was supported by the Munich Center for Machine Learning (MCML) and the German Research Foundation (DFG, grant SCHU 2246/14-1).

References

Janice Ahn, Rishu Verma, Renze Lou, Di Liu, Rui Zhang, and Wenpeng Yin. 2024. [Large language models for mathematical reasoning: Progresses and challenges](#). In *Proceedings of the 18th Conference of the European Chapter of the Association for Computational Linguistics: Student Research Workshop*,

pages 225–237, St. Julian’s, Malta. Association for Computational Linguistics.

Lisa Alazraki, Lihu Chen, Ana Brassard, Joe Stacey, Hossein A. Rahmani, and Marek Rei. 2026. [Agentcoma: A compositional benchmark mixing common-sense and mathematical reasoning in real-world scenarios](#). *Preprint*, arXiv:2508.19988.

Simin Chen, Yiming Chen, Zexin Li, Yifan Jiang, Zhongwei Wan, Yixin He, Dezhi Ran, Tianle Gu, Haizhou Li, Tao Xie, and Baishakhi Ray. 2025. [Benchmarking large language models under data contamination: A survey from static to dynamic evaluation](#). In *Proceedings of the 2025 Conference on Empirical Methods in Natural Language Processing*, pages 10080–10098, Suzhou, China. Association for Computational Linguistics.

Karl Cobbe, Vineet Kosaraju, Mohammad Bavarian, Mark Chen, Heewoo Jun, Lukasz Kaiser, Matthias Plappert, Jerry Tworek, Jacob Hilton, Reiichiro Nakano, Christopher Hesse, and John Schulman. 2021. [Training verifiers to solve math word problems](#). *Preprint*, arXiv:2110.14168.

Chunyuan Deng, Yilun Zhao, Xiangru Tang, Mark Gestein, and Arman Cohan. 2024. [Investigating data contamination in modern benchmarks for large language models](#). In *Proceedings of the 2024 Conference of the North American Chapter of the Association for Computational Linguistics: Human Language Technologies (Volume 1: Long Papers)*, pages 8706–8719, Mexico City, Mexico. Association for Computational Linguistics.

Yupei Du, Philipp Mondorf, Silvia Casola, Yuekun Yao, Robert Litschko, and Barbara Plank. 2025. [Reason to rote: Rethinking memorization in reasoning](#). In *Proceedings of the 2025 Conference on Empirical Methods in Natural Language Processing*, pages 8659–8679, Suzhou, China. Association for Computational Linguistics.

Gemma Team, Aishwarya Kamath, Johan Ferret, Shreya Pathak, Nino Vieillard, Ramona Merhej, Sarah Perrin, Tatiana Matejovicova, Alexandre Ramé, Morgane Rivière, Louis Rouillard, Thomas Mesnard, Geoffrey Cideron, Jean bastien Grill, Sabela Ramos, Edouard Yvinec, Michelle Casbon, Etienne Pot, Ivo Penchev, and 197 others. 2025. [Gemma 3 technical report](#). *Preprint*, arXiv:2503.19786.

Aaron Grattafiori, Abhimanyu Dubey, Abhinav Jauhri, Abhinav Pandey, Abhishek Kadian, Ahmad Al-Dahle, Aiesha Letman, Akhil Mathur, Alan Schelten, Alex Vaughan, Amy Yang, Angela Fan, Anirudh Goyal, Anthony Hartshorn, Aobo Yang, Archi Mitra, Archie Sravankumar, Artem Korenev, Arthur Hinsvark, and 542 others. 2024. [The llama 3 herd of models](#). *Preprint*, arXiv:2407.21783.

Daya Guo, Dejian Yang, Haowei Zhang, Junxiao Song, Peiyi Wang, Qihao Zhu, Runxin Xu, Ruoyu Zhang, Shirong Ma, Xiao Bi, Xiaokang Zhang, Xingkai Yu,

- Yu Wu, Z. F. Wu, Zhibin Gou, Zhihong Shao, Zhuoshu Li, Ziyi Gao, Aixin Liu, and 175 others. 2025. [Deepseek-r1 incentivizes reasoning in llms through reinforcement learning](#). *Nature*, 645(8081):633–638.
- Pei Guo, WangJie You, Juntao Li, Yan Bowen, and Min Zhang. 2024. [Exploring reversal mathematical reasoning ability for large language models](#). In *Findings of the Association for Computational Linguistics: ACL 2024*, pages 13671–13685, Bangkok, Thailand. Association for Computational Linguistics.
- Dan Hendrycks, Collin Burns, Saurav Kadavath, Akul Arora, Steven Basart, Eric Tang, Dawn Song, and Jacob Steinhardt. 2021. [Measuring mathematical problem solving with the MATH dataset](#). In *Proceedings of the Neural Information Processing Systems Track on Datasets and Benchmarks 1, NeurIPS Datasets and Benchmarks 2021, December 2021, virtual*.
- Kaixuan Huang, Jiacheng Guo, Zihao Li, Xiang Ji, Jiawei Ge, Wenzhe Li, Yingqing Guo, Tianle Cai, Hui Yuan, Runzhe Wang, Yue Wu, Ming Yin, Shang Tang, Yangsibo Huang, Chi Jin, Xinyun Chen, Chiyuan Zhang, and Mengdi Wang. 2025. [Mathperturb: Benchmarking llms’ math reasoning abilities against hard perturbations](#). In *Forty-second International Conference on Machine Learning, ICML 2025, Vancouver, BC, Canada, July 13-19, 2025*, Proceedings of Machine Learning Research. PMLR / OpenReview.net.
- Albert Q. Jiang, Alexandre Sablayrolles, Arthur Mensch, Chris Bamford, Devendra Singh Chaplot, Diego de las Casas, Florian Bressand, Gianna Lengyel, Guillaume Lample, Lucile Saulnier, L  lio Renard Lavaud, Marie-Anne Lachaux, Pierre Stock, Teven Le Scao, Thibaut Lavril, Thomas Wang, Timoth  e Lacroix, and William El Sayed. 2023. [Mistral 7b](#). *Preprint*, arXiv:2310.06825.
- Albert Q. Jiang, Alexandre Sablayrolles, Antoine Roux, Arthur Mensch, Blanche Savary, Chris Bamford, Devendra Singh Chaplot, Diego de las Casas, Emma Bou Hanna, Florian Bressand, Gianna Lengyel, Guillaume Bour, Guillaume Lample, L  lio Renard Lavaud, Lucile Saulnier, Marie-Anne Lachaux, Pierre Stock, Sandeep Subramanian, Sophia Yang, and 7 others. 2024. [Mixtral of experts](#). *Preprint*, arXiv:2401.04088.
- Qintong Li, Leyang Cui, Xueliang Zhao, Lingpeng Kong, and Wei Bi. 2024. [GSM-plus: A comprehensive benchmark for evaluating the robustness of LLMs as mathematical problem solvers](#). In *Proceedings of the 62nd Annual Meeting of the Association for Computational Linguistics (Volume 1: Long Papers)*, pages 2961–2984, Bangkok, Thailand. Association for Computational Linguistics.
- Inbal Magar and Roy Schwartz. 2022. [Data contamination: From memorization to exploitation](#). In *Proceedings of the 60th Annual Meeting of the Association for Computational Linguistics (Volume 2: Short Papers)*, pages 157–165, Dublin, Ireland. Association for Computational Linguistics.
- Iman Mirzadeh, Keivan Alizadeh, Hooman Shahrokhi, Oncel Tuzel, Samy Bengio, and Mehrdad Farajtabar. 2025. [Gsm-symbolic: Understanding the limitations of mathematical reasoning in large language models](#). In *The Thirteenth International Conference on Learning Representations, ICLR 2025, Singapore, April 24-28, 2025*. OpenReview.net.
- Ivan Moshkov, Darragh Hanley, Ivan Sorokin, Shubham Toshniwal, Christof Henkel, Benedikt Schifferer, Wei Du, and Igor Gitman. 2025. [Aimo-2 winning solution: Building state-of-the-art mathematical reasoning models with openmathreasoning dataset](#). *Preprint*, arXiv:2504.16891.
- Qwen Team, An Yang, Baosong Yang, Beichen Zhang, Binyuan Hui, Bo Zheng, Bowen Yu, Chengyuan Li, Dayiheng Liu, Fei Huang, Haoran Wei, Huan Lin, Jian Yang, Jianhong Tu, Jianwei Zhang, Jianxin Yang, Jiayi Yang, Jingren Zhou, Junyang Lin, and 24 others. 2025. [Qwen2.5 technical report](#). *Preprint*, arXiv:2412.15115.
- Oscar Sainz, Jon Campos, Iker Garc  a-Ferrero, Julen Etxaniz, Oier Lopez de Lacalle, and Eneko Agirre. 2023. [NLP evaluation in trouble: On the need to measure LLM data contamination for each benchmark](#). In *Findings of the Association for Computational Linguistics: EMNLP 2023*, pages 10776–10787, Singapore. Association for Computational Linguistics.
- Zhihong Shao, Peiyi Wang, Qihao Zhu, Runxin Xu, Junxiao Song, Xiao Bi, Haowei Zhang, Mingchuan Zhang, Y. K. Li, Y. Wu, and Daya Guo. 2024. [Deepseekmath: Pushing the limits of mathematical reasoning in open language models](#). *Preprint*, arXiv:2402.03300.
- Freda Shi, Xinyun Chen, Kanishka Misra, Nathan Scales, David Dohan, Ed H. Chi, Nathanael Sch  rli, and Denny Zhou. 2023a. [Large language models can be easily distracted by irrelevant context](#). In *International Conference on Machine Learning, ICML 2023, 23-29 July 2023, Honolulu, Hawaii, USA*, Proceedings of Machine Learning Research, pages 31210–31227. PMLR.
- Freda Shi, Mirac Suzgun, Markus Freitag, Xuezhi Wang, Suraj Srivats, Soroush Vosoughi, Hyung Won Chung, Yi Tay, Sebastian Ruder, Denny Zhou, Dipanjan Das, and Jason Wei. 2023b. [Language models are multi-lingual chain-of-thought reasoners](#). In *The Eleventh International Conference on Learning Representations, ICLR 2023, Kigali, Rwanda, May 1-5, 2023*. OpenReview.net.
- Shengkun Tang, Zekun Wang, Bo Zheng, Liangyu Wang, Rui Men, Siqi Zhang, Xiulong Yuan, Zihan Qiu, Zhiqiang Shen, and Dayiheng Liu. 2026. [Slimqwen: Exploring the pruning and distillation in large moe model pre-training](#). *Preprint*, arXiv:2605.08738.
- Peng-Yuan Wang, Tian-Shuo Liu, Chenyang Wang, Ziniu Li, Yidi Wang, Shu Yan, Chengxing Jia, Xu-Hui Liu, Xinwei Chen, Jiacheng Xu, and Yang Yu.

2026. [A survey on large language models for mathematical reasoning](#). *ACM Comput. Surv.*, 58(8):209:1–209:35.
- Jason Wei, Xuezhi Wang, Dale Schuurmans, Maarten Bosma, Brian Ichter, Fei Xia, Ed H. Chi, Quoc V. Le, and Denny Zhou. 2022. [Chain-of-thought prompting elicits reasoning in large language models](#). In *Advances in Neural Information Processing Systems 35: Annual Conference on Neural Information Processing Systems 2022, NeurIPS 2022, New Orleans, LA, USA, November 28 - December 9, 2022*.
- Cheng Xu, Shuhao Guan, Derek Greene, and M-Tahar Kechadi. 2024. [Benchmark data contamination of large language models: A survey](#). *Preprint*, arXiv:2406.04244.
- Tianyi Xu, Kosei Uemura, Alfred Malengo Kondoro, Tadesse Destaw Belay, Catherine Nana Nyaah Essuman, Ifeoma Okoh, Ganiyat Afolabi, Ayodele Awokoya, and David Ifeoluwa Adelani. 2026. [Mgsm-pro: A simple strategy for robust multilingual mathematical reasoning evaluation](#). *Preprint*, arXiv:2601.21225.
- An Yang, Anfeng Li, Baosong Yang, Beichen Zhang, Binyuan Hui, Bo Zheng, Bowen Yu, Chang Gao, Chengen Huang, Chenxu Lv, Chujie Zheng, Dayiheng Liu, Fan Zhou, Fei Huang, Feng Hu, Hao Ge, Haoran Wei, Huan Lin, Jialong Tang, and 41 others. 2025a. [Qwen3 technical report](#). *Preprint*, arXiv:2505.09388.
- An Yang, Beichen Zhang, Binyuan Hui, Bofei Gao, Bowen Yu, Chengpeng Li, Dayiheng Liu, Jianhong Tu, Jingren Zhou, Junyang Lin, Keming Lu, Mingfeng Xue, Runji Lin, Tianyu Liu, Xingzhang Ren, and Zhenru Zhang. 2024. [Qwen2.5-math technical report: Toward mathematical expert model via self-improvement](#). *Preprint*, arXiv:2409.12122.
- Yuli Yang, Hiroaki Yamada, and Takenobu Tokunaga. 2025b. [Evaluating robustness of LLMs to numerical variations in mathematical reasoning](#). In *The Sixth Workshop on Insights from Negative Results in NLP*, pages 171–180, Albuquerque, New Mexico. Association for Computational Linguistics.
- Longhui Yu, Weisen Jiang, Han Shi, Jincheng Yu, Zhengying Liu, Yu Zhang, James T. Kwok, Zhenguo Li, Adrian Weller, and Weiyang Liu. 2024. [Meta-math: Bootstrap your own mathematical questions for large language models](#). In *The Twelfth International Conference on Learning Representations, ICLR 2024, Vienna, Austria, May 7-11, 2024*. OpenReview.net.
- Hugh Zhang, Jeff Da, Dean Lee, Vaughn Robinson, Catherine Wu, William Song, Tiffany Zhao, Pranav Raja, Charlotte Zhuang, Dylan Slack, Qin Lyu, Sean Hendryx, Russell Kaplan, Michele Lunati, and Summer Yue. 2024. [A careful examination of large language model performance on grade school arithmetic](#). In *Advances in Neural Information Processing Systems 38: Annual Conference on Neural Information Processing Systems 2024, NeurIPS 2024, Vancouver, BC, Canada, December 10 - 15, 2024*.
- Raoyuan Zhao, Abdullatif Köksal, Yihong Liu, Leonie Weissweiler, Anna Korhonen, and Hinrich Schuetze. 2024. [SynthEval: Hybrid behavioral testing of NLP models with synthetic CheckLists](#). In *Findings of the Association for Computational Linguistics: EMNLP 2024*, pages 7017–7034, Miami, Florida, USA. Association for Computational Linguistics.
- Raoyuan Zhao, Abdullatif Köksal, Ali Modarressi, Michael A. Hedderich, and Hinrich Schuetze. 2025. [Do we know what LLMs don't know? a study of consistency in knowledge probing](#). In *Findings of the Association for Computational Linguistics: EMNLP 2025*, pages 23254–23280, Suzhou, China. Association for Computational Linguistics.
- Raoyuan Zhao, Yihong Liu, Lena Altinger, Hinrich Schütze, and Michael A. Hedderich. 2026. [Evaluating robustness of large language models against multilingual typographical errors](#). *Preprint*, arXiv:2510.09536.
- Yue Zhou, Yada Zhu, Diego Antognini, Yoon Kim, and Yang Zhang. 2024. [Paraphrase and solve: Exploring and exploiting the impact of surface form on mathematical reasoning in large language models](#). In *Proceedings of the 2024 Conference of the North American Chapter of the Association for Computational Linguistics: Human Language Technologies (Volume 1: Long Papers)*, pages 2793–2804, Mexico City, Mexico. Association for Computational Linguistics.

A Computational Resources and AI Assistance

We checked the licenses of all the models and data used, which are publicly available resources.

Computational Resources All models were executed either on NVIDIA A100 GPUs or the H200 GPU. The Gemini-3-Flash is accessed via the respective public API.

AI Assistance The authors acknowledge the use of ChatGPT solely for correcting grammatical errors, enhancing the coherence of the final manuscript, and providing assistance with coding.

B Details of REVERSE MATH

B.1 Details of Numerical Value Masking.

During the problem formulation stage, we first identify all maskable numerical values in the problem text. In mathematical reasoning datasets, small numbers, particularly single-digit values are sometimes written in word form (e.g., "three", "five")

rather than Arabic numerals. To ensure comprehensive coverage, our extraction process combines standard regular expressions for Arabic numerals with a lexicon-based matching step that covers number words up to 100. Since REVERSEMATH is evaluated on multilingual benchmarks such as MGSM, this lexicon is extended to number words across all supported languages, ensuring consistent mask candidate extraction regardless of the surface form or language of the original problem.

B.2 Prompts for Generator and Verifier

We use Gemini-3-Flash to implement the Generator (paraphrasing) and Verifier in REVERSEMATH. The corresponding prompts are shown below.

Prompt for Generator Step 3: Problem Paraphrasing

```
You are a competition math problem
rewriting assistant.

A single numeric value in the
original problem has been
replaced with a hidden marker.

Your task is to rewrite the problem
so that it naturally
asks for that missing value.

Requirements:
- Do not mention the hidden marker
  or the replacement process.
- The rewritten problem should read
  as a standard math problem.
- Preserve the original
  mathematical content,
  constraints,
  and notation as much as possible.
- Keep all unchanged numbers
  exactly the same.
- Do not introduce new assumptions
  or facts.
- Do not provide solution steps or
  explanations.
- Output only the rewritten problem
  statement.
- Incorporate the original correct
  answer as a known fact
  in the rewritten problem.

Original problem:
<<<
{original_problem}
>>>

Correct answer:
<<<
{original_answer}
>>>

Problem with hidden marker:
<<<
```

```
{masked_problem}
>>>

Rewritten problem:
```

Prompt for the Verifier

```
Solve the following competition
math problem.

IMPORTANT: Before solving, you must
check whether the problem
leaks the answer.

Leak definition:
- The answer appears directly in
  the problem.
- The answer can be obtained by
  directly reading coordinates,
  labels, tables, diagram code (e
  .g., TikZ), or source text.
- For count questions, the answer
  can be obtained by simply
  counting listed items.
- For entity/name questions, the
  answer is explicitly mentioned.
- For statement questions, the
  missing statement or equivalent
  wording is already present.

If ANY of the above is true, output
exactly:
LEAK

Otherwise, follow these rules:
- Think carefully before answering.
- If there is exactly one final
  answer, output  $\boxed{\{...\}}$ 
- If multiple answers exist, output
  NO_UNIQUE_ANSWER
- Do not output the solution.
- Output only the final result.

Problem:
<<<
{problem}
>>>

Final answer:
```

B.3 Evaluation of REVERSEMATH

We use REVERSEMATH to construct new $\text{problem}_{\text{reversed}}$ from the test splits of six different datasets. For all models studied in this paper, we generate the texts with temperature = 0.7, top- $p = 0.95$, and top- $k = 20$. Table 4 shows the number of sampled instances from each dataset and the corresponding maximum generation length. For GSM8K, we use the same 100 original problems corresponding to the rewritten examples released in GSM-Symbolic. For MGSM, we randomly sample

Dataset	# Samples	Max Generation Length
GSM8K	100	4096
MGSM	1100	4096
MATH-500	100	4096
AgentCoMa	180	4096
AIME2024	30	8192
AIME2025	30	8192

Table 4: Datasets used for constructing rewritten problems with REVERSEMATH.

100 problems for each of the 11 languages, resulting in a larger total number of samples. Table 5

Dataset	Original Samples	Final Samples	Success Rate (%)
GSM8K	100	96	96.0
MGSM	1100	1100	100.0
MATH-500	100	100	100.0
AgentCoMa	180	176	97.8
AIME2024	30	28	93.3
AIME2025	30	28	93.3

Table 5: Successful rewrite rates of REVERSEMATH across datasets. Final samples denote rewritten problems that pass verification.

reports the number of selected samples and the corresponding success rates for each dataset. In most cases, the framework succeeds, and failures are relatively rare.

Most failures occur when the model exhaustively tries all numerical values in the problem but still cannot produce a valid rewrite. In many cases, the leakage comes from non-numerical information. As the example shows below, explicitly mentioning three person names implicitly reveal the number of entities involved, highlighting the necessity of the Verifier module.

In how many ways can 7 people sit around a round table if no two of the 3 people Pierre, Rosa, and Thomas can sit next to each other? (Seating arrangements which are rotations of each other are treated as the same.)

Another common failure case occurs when the masked number is not important for the mathematical reasoning (e.g., “1 day I went to ...”), which may lead the model to generate inconsistent answers.

C Results of Behavioral Transition

To further analyze the behavioral instability induced by REVERSEMATH, we provide full behavioral transition visualizations and TF-overlap

heatmaps for all evaluated datasets in Figures 6 and Figure 7.

These results show that answer inversion substantially alters instance-level reasoning behavior across models, despite some relatively stable aggregate accuracies.

D Results of TF Overlap

Figure 9 summarizes the TF-overlap results across GSM8K, MATH-500, MGSM, AIME2024, AIME2025, and AgentCoMa. Each figure shows the pairwise overlap ratio of TF-transition problems between model pairs, where TF denotes cases that are answered correctly on the original problem but incorrectly after applying REVERSEMATH. Higher overlap values indicate that two models tend to fail on similar $\text{problem}_{\text{reversed}}$.

D.1 Family-level Overlap Significance Analysis

We analyze whether REVERSEMATH-induced failures cluster within model families by measuring TF-index Jaccard similarity between model pairs on correct \rightarrow incorrect transitions. For each dataset, we compare same-family and cross-family model pairs using a one-sided Mann–Whitney U test. For the “All datasets” result, we first average TF-index Jaccard scores across datasets for each model pair, and then perform the same test on these pair-level averaged scores to avoid treating repeated observations as independent samples.

As shown in Table 6, same-family pairs generally exhibit higher TF-index overlap than cross-family pairs. The aggregated analysis across all datasets remains highly significant, indicating stronger TF-index overlap within model families.

Dataset	Same-family	Cross-family	p -value	Sig.
AIME2024	0.293	0.094	4.04e-04	***
AIME2025	0.404	0.095	1.27e-06	***
AgentCoMa	0.292	0.233	7.93e-02	*
GSM8K	0.144	0.104	1.49e-01	
MGSM	0.408	0.335	2.40e-3	***
MATH-500	0.382	0.177	4.11e-07	***
All datasets	0.284	0.161	4.70e-06	***

Table 6: Family-level overlap analysis of TF transitions induced by REVERSEMATH. We report the mean Jaccard overlap between same-family and cross-family model pairs, together with one-sided Mann–Whitney U test results. Statistical significance is denoted as follows: * $p < 0.1$, ** $p < 0.01$, and *** $p < 0.001$.

Benchmark	Original Acc.	Reversed Acc.	TF Rate	TF Difficulty	TF Anchoring Rate
AgentCoMa	1.6	35.2	1.3	0.93	2.1
AIME2024	13.9	18.1	7.3	0.79	0.7
AIME2025	14.0	21.9	7.8	0.80	1.1
Math500	51.7	53.9	13.5	0.72	1.5
MGSM (BN)	51.9	51.5	14.4	0.50	2.3
MGSM (DE)	66.2	64.4	14.9	0.59	1.5
MGSM (EN)	76.1	71.2	14.1	0.44	1.7
MGSM (ES)	69.1	65.4	14.5	0.59	1.3
MGSM (FR)	63.4	65.2	13.5	0.58	2.1
MGSM (JA)	59.7	60.0	14.3	0.54	1.5
MGSM (RU)	68.1	64.4	14.7	0.58	1.5
MGSM (SW)	30.5	30.7	11.5	0.38	3.7
MGSM (TE)	39.5	39.5	11.9	0.44	2.7
MGSM (TH)	56.9	55.7	14.1	0.52	2.1
MGSM (ZH)	65.4	62.7	15.6	0.54	1.9

Table 7: Failure decomposition statistics across benchmarks. All accuracy and rate values are reported as percentages except TF Difficulty, which ranges from 0 to 1. TF Difficulty measures the average rewritten difficulty of TF cases estimated from cross-model rewritten accuracy. TF Anchoring Rate measures the proportion of TF failures in which the rewritten prediction exactly matches the original gold answer. The results suggest that different benchmarks exhibit distinct reversal failure regimes.

D.2 Failure Decomposition Analysis

To better understand the sources of reversal failures (TF), we further analyze whether failures primarily arise from: (1) increased reasoning difficulty in $\text{problem}_{\text{reversed}}$, or (2) attraction toward previously seen answers.

Estimating Rewritten Difficulty. For each rewritten instance x , we estimate an empirical difficulty score based on cross-model rewritten accuracy:

$$\text{Difficulty}(x) = 1 - \text{Acc}_{\text{rew}}(x),$$

where $\text{Acc}_{\text{rew}}(x)$ denotes the average rewritten accuracy across models for instance x . Intuitively, rewritten problems consistently solved by most models receive low difficulty scores, whereas rewritten problems that most models fail to solve receive high difficulty scores.

To reduce circularity when analyzing a particular model family, we additionally compute a leave-one-family-out variant. Specifically, when evaluating failures for a given model family, the difficulty score for each instance is estimated using predictions from all other model families only. This prevents a model family’s own errors from artificially inflating the estimated difficulty of the corresponding instances.

We then compare the average rewritten difficulty of TF cases against the overall benchmark-level difficulty distribution. If TF cases are concentrated on high-difficulty rewritten instances, this suggests

that reversal failures are at least partially driven by increased reasoning complexity introduced by reversal.

Answer Anchoring Analysis. We additionally analyze the extent to which rewritten predictions preserve the original answer. For each rewritten prediction, we define a binary indicator:

$$\text{SameAsOriginal} = \mathbf{1}[\hat{y}_{\text{rew}} = y_{\text{orig}}]$$

where \hat{y}_{rew} denotes the rewritten prediction and y_{orig} denotes the original gold answer.

We further define *anchoring failures* as TF cases in which the rewritten prediction exactly matches the original gold answer:

$$\text{TF} \wedge (\hat{y}_{\text{rew}} = y_{\text{orig}}).$$

These cases are particularly informative because the model succeeds on the original problem, fails on the rewritten problem, and nevertheless reproduces the original target answer. We interpret such behavior as evidence of persistent attraction toward previously seen targets or memorized problem-answer patterns.

Interpretation. This decomposition allows us to distinguish between at least two qualitatively different sources of reversal failures:

1. **Difficulty-driven failures**, where rewritten problems become genuinely harder after reversal;

2. **Anchoring-driven failures**, where models appear biased toward reproducing original targets despite the reversal objective.

Table 7 presents the failure decomposition across benchmarks. Empirically, we observe substantially different failure regimes across benchmarks. On AIME-style benchmarks, TF cases exhibit very high rewritten difficulty scores (e.g., 0.79 on AIME2024 and 0.80 on AIME2025), while anchoring failure rates remain relatively low ($< 1.2\%$). This suggests that reversal failures on these benchmarks are primarily associated with increased reasoning difficulty introduced by reversal.

By contrast, GSM8K-style datasets exhibit noticeably stronger anchoring behavior despite only moderate rewritten difficulty. Across MGSM variants, rewritten difficulty scores typically remain around 0.40–0.59, while TF anchoring failure rates remain consistently nontrivial. For example, the Swahili MGSM variant achieves a TF anchoring failure rate of 3.7% with rewritten difficulty around 0.38, and the Telugu variant exhibits a TF anchoring failure rate of 2.7% with rewritten difficulty around 0.44. These gaps suggest that many reversal failures in GSM8K-style settings cannot be explained solely by increased reasoning difficulty, but instead arise from attraction toward original targets.

Math500 appears to lie between these two regimes. Although TF cases exhibit relatively high rewritten difficulty (0.72), Math500 still shows nontrivial anchoring behavior (1.5% TF anchoring failures), suggesting that both increased reasoning complexity and target attraction may contribute simultaneously.

We additionally observe that newer benchmarks such as AIME2025 generally exhibit lower same-as-original overlap than older or synthetic benchmarks. This trend is consistent with the hypothesis that memorized solution trajectories or target-answer associations contribute to reversal failures, since newer benchmarks are less likely to overlap with pretraining corpora.

E Details of REVERSEMATH for RL-Training

We train both the *Original+Duplicate* and *Original+Reverse* settings using the same hyperparameters shown in Table 8. Specifically, checkpoints are selected based on the best performance on the

Parameter	Value
Learning Rate	5×10^{-6}
Training Epochs	2
Max Steps	240
Per-device Batch Size	1
Gradient Accumulation Steps	4
Number of Generations	8
Temperature	1.2
Max Prompt Length	2048
Max Completion Length	16000
LoRA Rank (r)	64
LoRA Alpha	128
Reward Scaling	Group
vLLM Mode	Colocate
Use Original Problems	True
Use Rewritten Problems	False
Original Repeat	2
Evaluation Ratio	0.007

Table 8: Training hyperparameters for GRPO training.

corresponding evaluation benchmark, since different datasets may favor different stages of training. This protocol avoids bias caused by undertraining or overtraining in either setting and allows us to compare the two training strategies under their respective optimal conditions.

Model Behavioral Transitions | GSM8K

Model Behavioral Transitions | MATH-500



Figure 6: Behavioral transition patterns induced by REVERSEMATH on GSM8K and MATH-500 across models.

Model Behavioral Transitions | MGSM

Model Behavioral Transitions | AIME2024

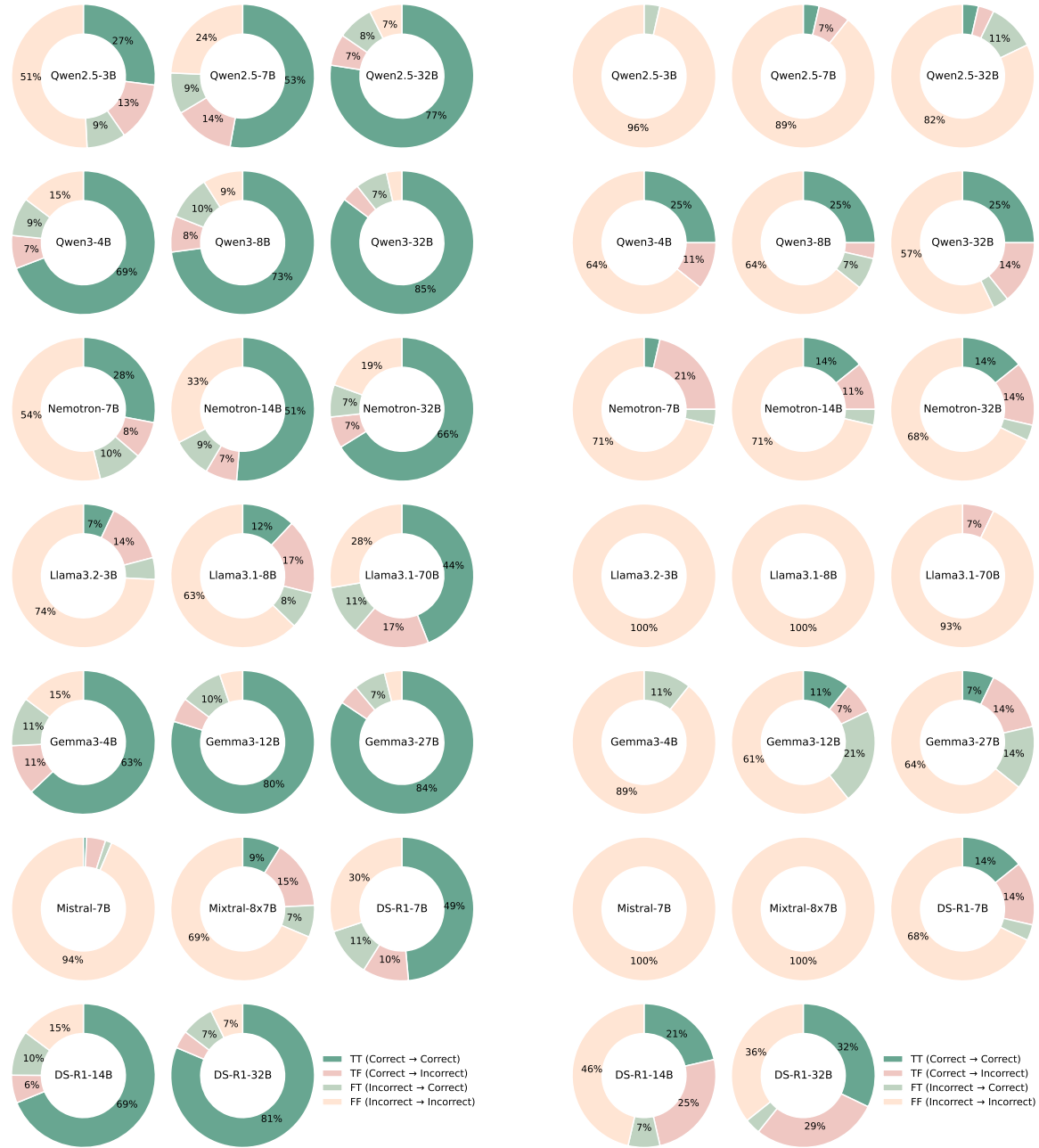


Figure 7: Behavioral transition patterns induced by REVERSEMATH on MGSM and AIME2024 across models.

Model Behavioral Transitions | AIME2025

Model Behavioral Transitions | AgentCoMa

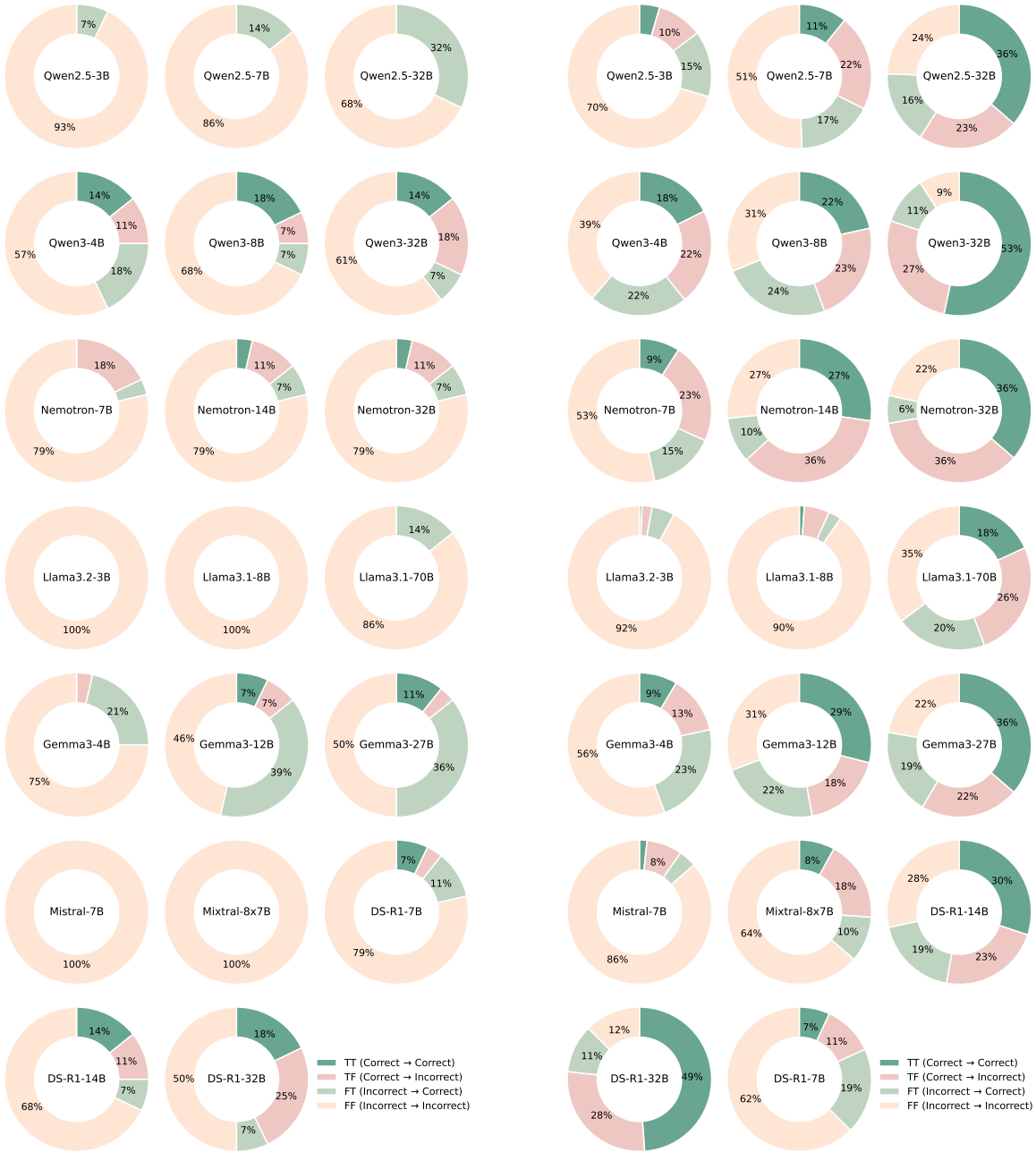


Figure 8: Behavioral transition patterns induced by REVERSEMATH on AIME2025 and AgentCoMa across models.

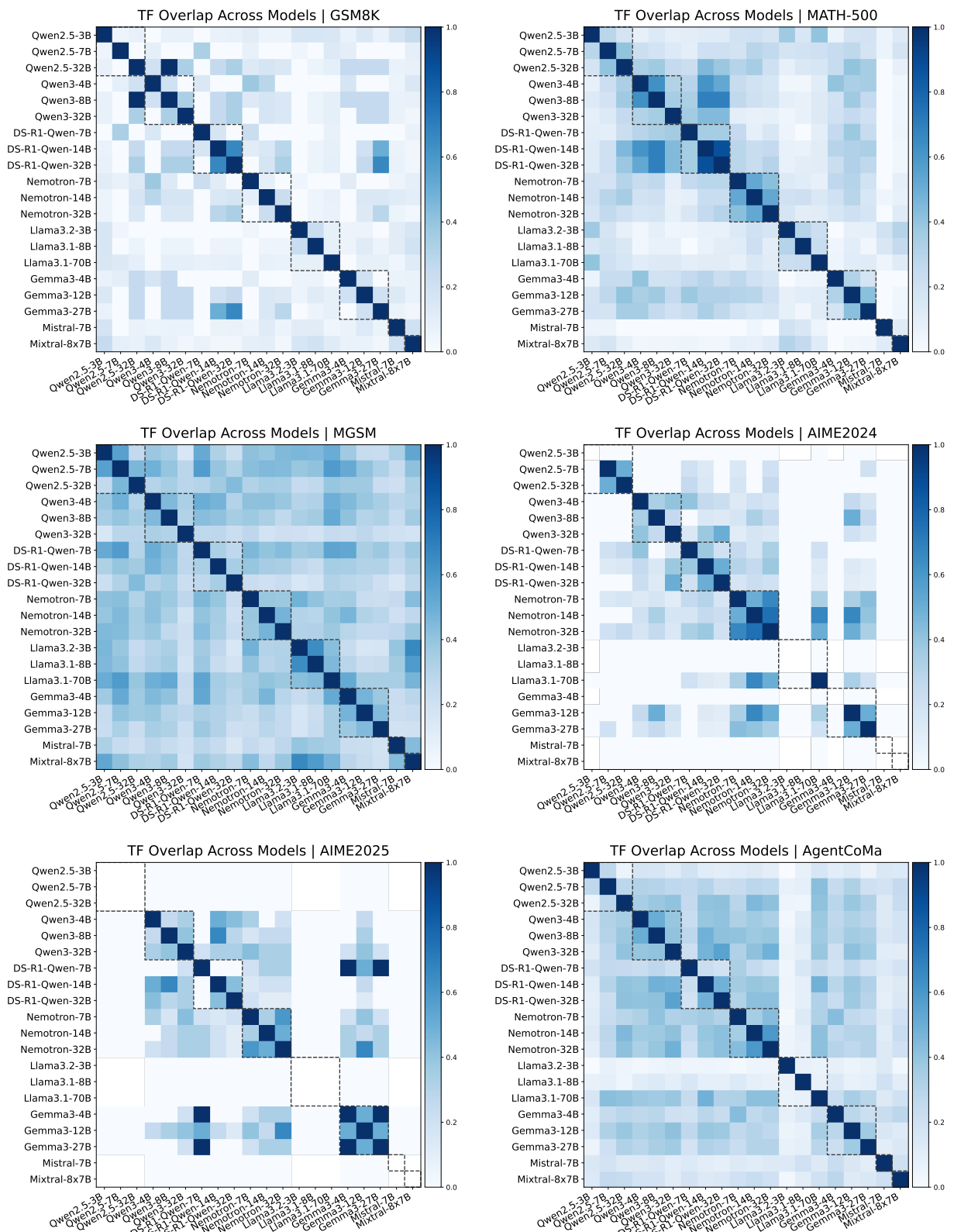


Figure 9: Complete TF-overlap heatmaps across all evaluated datasets. From left to right, top to bottom: GSM8K, MATH-500, MGSM, AIME2024, AIME2025, and AgentCoMa. Each cell represents the overlap ratio between the TF-transition sets of two models. Darker colors indicate stronger agreement in the reversed problems that induce failures.