

Conformalized Large-Scale Selective Inference with Informative and Trustworthy Prediction Sets

Wangcheng Li¹, Guanlan Zhao², Xu Guo¹, and Wenguang Sun ^{*2}

¹School of Statistics, Beijing Normal University

²Center for Data Science, Zhejiang University

May 27, 2026

Abstract

In large-scale prediction problems, exhaustively following up on all test units is often impractical and inefficient, motivating a selective reporting strategy that fulfills the dual requirements of informativeness and trustworthiness. Within the InfoFCR (Informative prediction with False Coverage Rate control) framework, we propose SCIP (Selective Conformal Inference for Informative Predictions), a procedure built on three key components: (i) an *informative set constructor* that tailors prediction sets to individual test units according to user-specified informativeness constraints; (ii) a *trust score* that provides a principled quantification of the trustworthiness of candidate informative sets; and (iii) *generalized conformal p -values* that are used to perform FCR analysis for selecting the most promising candidates. We establish that SCIP guarantees finite-sample FCR control and is asymptotically anti-conservative, achieving higher statistical power than existing methods. The framework is highly versatile, accommodating a wide range of error metrics across both regression and classification tasks. Extensive numerical experiments on simulated and real data demonstrate the effectiveness of our approach.

Keywords: conformal selection, false coverage rate, false selection rate, generalized conformal p -value, selective prediction

*Email for correspondence: wgsun@zju.edu.cn

1 Introduction

In large-scale predictive inference, particularly in genomics and drug discovery, researchers routinely screen thousands of candidates, rendering exhaustive reporting and follow-up on every test unit impractical and inefficient. To extract meaningful insights from such massive datasets, an effective strategy is to selectively identify candidates that are both scientifically relevant and statistically reliable, ensuring that limited resources are efficiently devoted to actionable and high-impact candidates. This selective prediction paradigm has recently attracted considerable attention [Jin and Candès, 2023, Bao et al., 2024, Gazin et al., 2025, Jin and Ren, 2025]. Our objective is to develop conformal inference methods [Vovk et al., 2005] that jointly guarantee (i) scientific relevance, by imposing strict informativeness criteria on every reported prediction set, and (ii) statistical trustworthiness, by controlling the false coverage rate (FCR; Benjamini and Yekutieli, 2005) at a pre-specified level.

1.1 The InfoFCR framework

We first introduce the InfoFCR framework [Gazin et al., 2025], which formalizes FCR control under informativeness constraints. Consider a random pair $(X, Y) \in \mathbb{R}^d \times \mathcal{Y}$ drawn from an unknown distribution P_{XY} , where X is the feature vector and Y is the associated response. We set $\mathcal{Y} = \mathbb{R}$ for regression and $\mathcal{Y} = [K]$ with $K \geq 2$ for classification. The labeled data are split into a training set \mathcal{D}^{tr} and a calibration set $\{(X_i, Y_i)\}_{i=1}^n$. Our objective is to predict the unknown labels in a test set comprising m feature vectors $\{X_{n+j}\}_{j=1}^m$.

In large-scale studies, we employ a *selective prediction procedure*, formalized as

$$\mathcal{R} = \{\mathcal{C}_{n+j} : j \in \mathcal{S}\},$$

where $\mathcal{S} \subseteq [m]$ denotes the set of selected indices, and \mathcal{C}_{n+j} is a prediction set—an interval in regression or a subset of class indices in classification.

Under the InfoFCR framework, inference is guided by two key desiderata: scientific relevance and statistical trustworthiness. To ensure scientific relevance, every reported prediction set must satisfy a user-specified *informativeness constraint* as $\mathcal{C}_{n+j} \in \mathcal{I}$, where \mathcal{I} is a context-specific collection of admissible sets. Meanwhile, to guarantee statistical trustworthiness, we propose to control the FCR at a pre-specified level $\alpha \in (0, 1)$. The FCR is defined as the

expectation of the false coverage proportion (FCP):

$$\text{FCP}(\mathcal{S}) = \frac{\sum_{j \in \mathcal{S}} \mathbb{I}(Y_{n+j} \notin \mathcal{C}_{n+j})}{\max(1, |\mathcal{S}|)}, \quad \text{FCR} = \mathbb{E}[\text{FCP}(\mathcal{S})], \quad (1)$$

where $\mathbb{I}(\cdot)$ is the indicator function, and $|\mathcal{S}|$ denotes the cardinality of \mathcal{S} .

By integrating scientific relevance with statistical trustworthiness, InfoFCR provides a flexible and unified framework that encompasses diverse application scenarios and naturally recovers various error metrics as special cases. We illustrate this versatility with concrete examples in Section 2.

1.2 An illustrative example

Consider a classification task on the CIFAR-10 dataset, where the goal is to predict the labels of images belonging to three categories: Vehicle (‘1’), Aircraft (‘2’), and Bird (‘3’). Two desiderata in our InfoFCR analysis include: (a) *informativeness*, requiring that each reported prediction set contains at most two classes (since returning a trivial prediction set with all classes provides little insight for decision-making), and (b) *trustworthiness*, requiring that the FCR is controlled below 0.1. Implementation details are presented in Appendix E.1.

Figure 1(a) shows standard conformal prediction sets constructed to achieve 90% marginal coverage. Among the 30 prediction sets, 3 fail to cover the true responses, leading to an FCP level of 0.1¹. To ensure informativeness, 9 non-informative sets of size 3 are excluded, reducing the number of reported sets to 21. Unfortunately, this operation leads to an inflated FCP level of 0.143 (3 errors among 21 selections). To restore trustworthiness, we apply the JOMI method [Jin and Ren, 2025] to correct for selection bias [Figure 1(b)]. While this correction reduces the FCP below 0.1 (2 errors among 21 sets), 5 of the adjusted sets are no longer informative.

Panels (a) and (b) in Figure 1 collectively reveal a fundamental dilemma for the InfoFCR task: unadjusted selection preserves informativeness at the expense of trustworthiness, whereas adjusted selection ensures trustworthiness at the cost of informativeness. To address this dilemma, Gazin et al. [2025] proposed an innovative and principled approach, termed InfoSP, which simultaneously satisfies both desiderata. As shown in Figure 1(c), InfoSP produces 12 informative sets with 1 noncovering, resulting in an FCP of 0.083. Nevertheless, InfoSP is inherently conservative, reporting fewer informative sets than potentially

¹For visualization purposes, we use the FCP as a proxy for the FCR. The general trends and conclusions revealed here are rigorously corroborated by simulation results presented in Section 7.

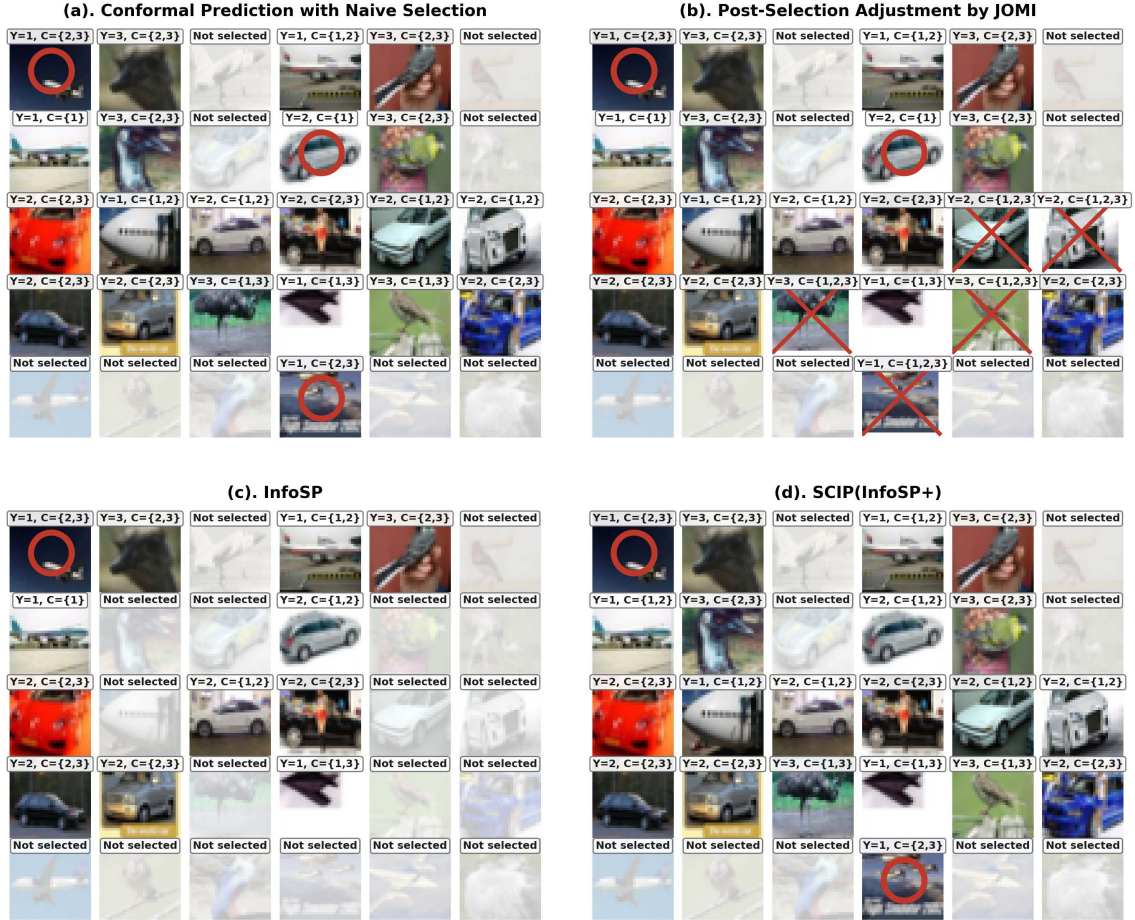


Figure 1: Three-class selective classification with size-two constraint. (a): standard conformal prediction with uninformative sets excluded. (b): JOMI adjustment. (c): InfoSP procedure. (d): InfoSP+, an instantiation of SCIP. Red circles (\odot) indicate noncoverage; red crosses (\otimes) indicate non-informative sets.

achievable.

This paper develops SCIP (Selective Conformal Inference for Informative Predictions, pronounced “skip”), a method designed to satisfy the dual requirements of informativeness and trustworthiness in selective predictions. As illustrated in Figure 1(d), SCIP reports 21 informative sets with 2 noncoverings. We establish the validity and anti-conservativeness of SCIP in Section 4 and demonstrate that InfoSP+, as a concrete instantiation of SCIP, improves InfoSP; this improvement is analyzed theoretically in Section 5.3 and confirmed empirically in Section 7.

1.3 Preview of SCIP and contributions

The SCIP method, presented in Section 3, comprises three main steps. First, an *informative set constructor* maps each test feature X_{n+j} to an informative prediction set \mathcal{C}_{n+j} admissible for reporting. Second, a *trust score* is computed for each \mathcal{C}_{n+j} to quantify its reliability, with higher scores indicating a greater likelihood of coverage. Finally, a *generalized conformal p -value* is computed for each \mathcal{C}_{n+j} , and the Benjamini–Hochberg (BH) procedure is applied to select informative sets. The theoretical properties of SCIP are investigated in Section 4. Section 5 illustrates SCIP instantiations across various tasks, including conformal selection, selective informative prediction, and diversified selection. Section 6 describes the derivation of task-specific trust scores, further enhancing the efficiency of SCIP. Finally, Section 7 presents numerical results evaluating the empirical performance of SCIP.

Our work makes several contributions to selective conformal inference. First, the SCIP framework provides an alternative perspective on the fundamental dilemma previously identified and addressed by InfoSP [Gazin et al., 2025]. We integrate the dual requirements of informativeness and trustworthiness into selective informative prediction through the new concepts of trust scores and generalized conformal p -values. This reframing leads to the SCIP method, which we show to guarantee finite-sample FCR control and to be asymptotically anti-conservative (Section 4).

Second, this new perspective complements and enhances existing works. In Section 5.3, we show that InfoSP+, a specific instantiation of SCIP, can be seen as an enhancement of the elegant InfoSP that enables more efficient use of the FCR budget. This analysis clarifies why the intrinsic conservativeness of InfoSP can be mitigated within the SCIP framework. Furthermore, Section 5.4 demonstrates how the SCIP framework strengthens the diversified selection theory [Wu et al., 2024] by achieving finite-sample guarantees.

Finally, the SCIP framework provides a flexible yet solid foundation for future methodological innovation. Our initial exploration in Sections 5 and 6 suggests that existing methods relying on fixed, pre-trained nonconformity scores can be improved within the SCIP framework by constructing data-adaptive informative sets and more powerful trust scores, thereby further enhancing the efficiency, reliability, and interpretability of selective inference in practice.

1.4 Related work

Our work connects several key lines of research, including FCR analysis [Benjamini and Yekutieli, 2005, Weinstein et al., 2013], conformal selection [Jin and Candès, 2023, 2025], outlier detection [Bates et al., 2023, Marandon et al., 2024], semi-supervised multiple testing [Mary and Roquain, 2022], selective classification [Rava et al., 2026, Zhao and Su, 2023], and selective conformal inference [Bao et al., 2024, Jin and Ren, 2025]. Due to page limitations, we briefly discuss related work in the main text and defer a detailed comparison to Appendix A.

2 Preliminaries: the InfoFCR Framework and Examples

The InfoFCR framework [Gazin et al., 2025] effectively integrates informativeness constraints with FCR control, providing a unified approach for large-scale selective inference and an important avenue for methodological innovation. To provide the necessary background for subsequent developments, we illustrate the versatility of this framework through several concrete examples, demonstrating how a range of classical error metrics naturally arise as special cases within this coherent formulation.

Example 1 (Outlier Detection, motivated by Guan and Tibshirani [2022]). Consider a classification setting with K null classes, where the objective is to simultaneously predict class labels and detect outliers. Let $(\delta_j)_{j=1}^m \in \{0, 1\}^m$ denote a decision rule, where $\delta_j = 0$ indicates assignment to a null class and $\delta_j = 1$ denotes outlier abstention (i.e., abstaining from assigning the test point to any null class). Two relevant error rates are the false discovery rate (FDR; Benjamini and Hochberg, 1995) and the false labeling rate (FLR; Guan and Tibshirani, 2022):

$$\text{FDR} = \mathbb{E} \left\{ \frac{\sum_{j=1}^m \mathbb{I}(Y_{n+j} \in [K], \delta_j = 1)}{1 \vee \sum_{j=1}^m \mathbb{I}(\delta_j = 1)} \right\}, \quad \text{FLR} = \mathbb{E} \left\{ \frac{\sum_{j=1}^m \mathbb{I}(Y_{n+j} \notin [K], \delta_j = 0)}{1 \vee \sum_{j=1}^m \mathbb{I}(\delta_j = 0)} \right\}. \quad (2)$$

Define $(\mathcal{C}_{n+j})_{j=1}^m \in \{\emptyset, [K]\}^m$, with $\mathcal{C}_{n+j} = [K]$ ($\mathcal{C}_{n+j} = \emptyset$) corresponding to assignment to null class (outlier). The InfoFCR framework accommodates both the FDR and FLR with suitable informativeness constraints.

- (a) Let $\mathcal{I} = \{\emptyset\}$. Output $\mathcal{C}_{n+j} = \emptyset$ if and only if (iff) $\delta_j = 1$, and define $\mathcal{S} := \{j \in [m] : \delta_j = 1\}$. Then, the FCR defined in (1) is equivalent to the FDR in (2).
- (b) Let $\mathcal{I} = \{[K]\}$ and output $\mathcal{C}_{n+j} = [K]$ iff $\delta_j = 0$. Define $\mathcal{S} := \{j \in [m] : \delta_j = 0\}$. Then, the FCR in (1) recovers the FLR in (2).

Example 2 (Conformal Selection, motivated by [Jin and Candès \[2023\]](#)). Consider a regression-based conformal selection task, where a test unit j is deemed “interesting” if its response Y_{n+j} lies outside a pre-specified indifference region. Two common forms of indifference regions are considered: $(-\infty, c_0]$ for one-sided alternatives and $[c_l, c_u]$ for two-sided alternatives. In practice, one-sided alternatives are typically used when interest focuses on extreme responses, such as identifying top-performing candidates in drug discovery [\[Laghuvarapu et al., 2023\]](#) and candidate screening [\[Shehu and Saeed, 2016\]](#). Two-sided alternatives are appropriate when deviations in either direction are relevant, for instance, detecting anomalies in both directions in demand prediction [\[Levitskaya, 2023\]](#).

For one-sided alternatives, the decision rule is $(\delta_j)_{j=1}^m \in \{0, 1\}^m$, where $\delta_j = 1$ indicates rejection of the null $(-\infty, c_0]$ and $\delta_j = 0$ otherwise. For two-sided alternatives, the directional rule extends to $(\delta_j^d)_{j=1}^m \in \{-1, 0, 1\}^m$, where $\delta_j^d = -1$ ($\delta_j^d = 1$) corresponds to a significantly negative (positive) effect, while $\delta_j^d = 0$ denotes absence of evidence for deviation from the indifference region.

Let $(\theta_j)_{j=1}^m \in \{-1, 0, 1\}^m$ denote the true states, with $\theta_j = -1$ if $Y_{n+j} < c_l$, $\theta_j = 1$ if $Y_{n+j} > c_u$, and $\theta_j = 0$ otherwise. To control decision errors, we adopt the FDR for one-sided tests and the directional FDR (dFDR; [Shaffer, 2002](#), [Benjamini and Yekutieli, 2005](#)) for two-sided tests:

$$\text{FDR} = \mathbb{E} \left\{ \frac{\sum_{j=1}^m \mathbb{I}(Y_{n+j} \leq c_0, \delta_j = 1)}{1 \vee \sum_{j=1}^m \mathbb{I}(\delta_j = 1)} \right\}, \text{dFDR} = \mathbb{E} \left\{ \frac{\sum_{j=1}^m \mathbb{I}(\delta_j^d \neq \theta_j, \delta_j^d \neq 0)}{1 \vee \sum_{j=1}^m \mathbb{I}(\delta_j^d \neq 0)} \right\}, \quad (3)$$

Within the InfoFCR framework:

- (a) Let $\mathcal{I} = \{(c_0, \infty)\}$, and set $\mathcal{C}_{n+j} = (c_0, \infty)$ iff $\delta_j = 1$. Define $\mathcal{S} = \{j \in [m] : \delta_j = 1\}$. Then, the resulting FCR reduces to the FDR in (3).
- (b) Let $\mathcal{I} = \{(-\infty, c_l), (c_u, \infty)\}$. Set $\mathcal{C}_{n+j} = (-\infty, c_l)$ iff $\delta_j^d = -1$ and $\mathcal{C}_{n+j} = (c_u, \infty)$ iff $\delta_j^d = 1$. Defining $\mathcal{S} = \{j \in [m] : \delta_j^d \neq 0\}$, the FCR recovers the dFDR in (3).

Example 3 (Selective Classification, motivated by [Gazin et al. \[2025\]](#)). Consider two closely related large-scale classification problems.

The first task involves identifying test units belonging to a pre-specified class $y_0 \in [K]$. For instance, in credit risk assessment, a bank may wish to identify applicants who are likely to default (class y_0) [\[Ahmed et al., 2016\]](#). The decision rule is $\{\widehat{Y}_{n+j} \in \{y_0, 0\} : j \in [m]\}$, where $\widehat{Y}_{n+j} = 0$ indicates classification abstention. To aggregate errors, the false selection

rate (FSR) is adopted [Rava et al., 2026]:

$$\text{FSR}(\{y_0\}) = \mathbb{E} \left\{ \frac{\sum_{j=1}^m \mathbb{I}(Y_{n+j} \neq y_0, \hat{Y}_{n+j} = y_0)}{1 \vee \sum_{j=1}^m \mathbb{I}(\hat{Y}_{n+j} = y_0)} \right\}. \quad (4)$$

The second, more general task extends selection to all K classes. For example, researchers may wish to determine the disease status of a patient and withhold a risky decision when the evidence is insufficient [Olsson et al., 2022]. The decision rule becomes $\{\hat{Y}_{n+j} \in \{0, 1, \dots, K\} : j \in [m]\}$, where $\hat{Y}_{n+j} = k \in [K]$ indicates that the patient is predicted to be status k , and $\hat{Y}_{n+j} = 0$ denotes that existing evidence fails to support a decision (for any status). The corresponding FSR is

$$\text{FSR}([K]) = \mathbb{E} \left\{ \frac{\sum_{j=1}^m \mathbb{I}(Y_{n+j} \neq \hat{Y}_{n+j}, \hat{Y}_{n+j} \neq 0)}{1 \vee \sum_{j=1}^m \mathbb{I}(\hat{Y}_{n+j} \neq 0)} \right\}. \quad (5)$$

We reformulate the above problems within the InfoFCR framework:

- (a) Let $\mathcal{I} = \{\{y_0\}\}$ and set $\mathcal{C}_{n+j} = \{y_0\}$ iff $\hat{Y}_{n+j} = y_0$. With $\mathcal{S} = \{j \in [m] : \hat{Y}_{n+j} = y_0\}$, the FCR reduces to $\text{FSR}(\{y_0\})$.
- (b) For selection across all classes, we set $\mathcal{I} = \{C \subset [K] : |C| = 1\}$, requiring each prediction set to be a singleton. Defining $\mathcal{C}_{n+j} = \{k\}$ iff $\hat{Y}_{n+j} = k$ for $k \in [K]$, and $\mathcal{S} = \{j \in [m] : \hat{Y}_{n+j} \neq 0\}$, the resulting FCR exactly recovers $\text{FSR}([K])$.

Finally, beyond the error metrics above, the InfoFCR framework accommodates a rich, more complex class of informativeness constraints. In regression, such constraints include: (a) length-restricted prediction intervals; (b) intervals that exclude uninteresting null values; (c) unions of pre-specified informative intervals. In classification, constraints may include: (a) prediction sets of bounded size; (b) sets that exclude scientifically irrelevant categories. The FCR control under such constraints falls outside the scope of standard error metrics yet arises naturally in many practical applications. We will revisit these scenarios in later methodology developments and numerical experiments.

3 The SCIP Procedure

We now introduce the SCIP procedure for the InfoFCR task. Before diving into the technical details, we provide an overview of the SCIP procedure, which relies on three innovative concepts:

- An *informative set constructor* (Section 3.1) that tailors user-specified informativeness constraints to generate adaptive, data-driven prediction sets for individual units.
- A *trust score* (Section 3.2) assigned to each informative set, quantifying its trustworthiness and serving as a building block for subsequent inference.
- *Generalized conformal p-values* (Section 3.3), computed from the trust scores, which are used to rank and select informative prediction sets.

3.1 Informative set constructor

The informative set constructor is a mapping $\mathcal{C}^{\mathcal{I}} : \mathcal{X} \rightarrow \mathcal{I}$ that assigns each feature vector to a prediction set admissible for reporting. We require this mapping to be *permutation-invariant* with respect to the combined sample $\{Z_i := (X_i, Y_i)\}_{i=1}^{n+m}$, as formally defined below.

Definition 1. Let G be a mapping indexed by $(Z_1, \dots, Z_{n+m}, \mathbb{D})$, where \mathbb{D} denotes auxiliary data (e.g., training or additional calibration data) used to construct G . Then G is said to be *permutation-invariant* with respect to $\{Z_i\}_{i=1}^{n+m}$ if: (a) for any fixed \mathbb{D} and any permutation ς on $[n+m]$,

$$G(\cdot; Z_1, \dots, Z_{n+m}, \mathbb{D}) = G(\cdot; Z_{\varsigma(1)}, \dots, Z_{\varsigma(n+m)}, \mathbb{D});$$

and (b) If the random variables $\{Z_i\}_{i=1}^{n+m}$ are exchangeable, they remain exchangeable conditional on \mathbb{D} .

The most natural approach to designing a valid $\mathcal{C}^{\mathcal{I}}$ is to pre-specify a constructor that directly reflects the inferential goal. For example, in one-sided conformal selection with an indifference region $(-\infty, c_0]$ (Example 2-a), one may take $\mathcal{C}^{\mathcal{I}}(X) = (c_0, \infty)$. Similarly, in selective classification aimed at identifying units from a target class y_0 (Example 3-a), one may set $\mathcal{C}^{\mathcal{I}}(X) = \{y_0\}$. Such pre-specified constructors clearly satisfy the permutation-invariance condition.

However, pre-specifying an informative set constructor can be inefficient or infeasible in many applications. In such cases, *data-driven* constructors can be designed to adapt to evidence in the test sample. Consider two-sided conformal selection (Example 2-b). Discarding directional information, the full set $(-\infty, c_l) \cup (c_u, \infty)$ does not fulfill the informativeness constraint $\mathcal{I} = \{(-\infty, c_l), (c_u, \infty)\}$. One could resort to a random guess to narrow down to

a single direction, but a more intuitive and effective approach is to tailor the informative set adaptively to each test unit based on its estimated signal direction. Specifically, let $\widehat{\text{pr}}$ denote the estimated probability of an event. We first form a *preliminary directional decision*

$$\delta_j = \text{sgn}\left(\widehat{\text{pr}}\{Y_{n+j} \in (c_u, \infty) \mid X_{n+j}\} - \widehat{\text{pr}}\{Y_{n+j} \in (-\infty, c_l) \mid X_{n+j}\}\right), \quad (6)$$

and then let $\mathcal{C}^{\mathcal{I}}(X_{n+j}) = (c_u, \infty)$ if $\delta_j = 1$ and $\mathcal{C}^{\mathcal{I}}(X_{n+j}) = (-\infty, c_l)$ if $\delta_j = -1$. This strategy similarly applies to selective classification under a size-one constraint (Example 3-a), where a natural data-driven constructor is given by $\mathcal{C}^{\mathcal{I}}(X) = \{\text{argmax}_k \widehat{\text{pr}}(Y = k \mid X)\}$, in line with the proposal of Zhao and Su [2023]. When the probability estimate is derived from an independent training dataset, both $\mathcal{C}^{\mathcal{I}}$ constructors satisfy the permutation-invariance condition.

The design of $\mathcal{C}^{\mathcal{I}}$ is context-specific and often depends on the complexity of \mathcal{I} . When \mathcal{I} is a singleton, the pre-specified approach suffices. For discrete \mathcal{I} with small cardinality, one may consider strategies based on estimated probabilities (cf. (6)). If \mathcal{I} is more complex (e.g. involving a large number of categories in classification or interval constraints in regression that cannot be easily reduced to a simple classification problem), one can adopt a general data-driven construction based on \mathcal{I} -adjusted p -values [Gazin et al., 2025]; we elaborate on this approach and discuss a concrete instantiation of SCIP in Section 5.3.

3.2 Trust score

The *trust score* is a mapping $T : \mathcal{X} \times \mathcal{I} \rightarrow \mathbb{R}^+$ that quantifies the reliability of an informative set associated with a given feature X . Higher trust scores indicate more trustworthy prediction sets (thus stronger candidates for selection). Similar to the informative set constructor, the trust score $T(\cdot, \mathcal{C}^{\mathcal{I}}(\cdot))$ is required to be permutation-invariant with respect to the combined sample $(Z_i)_{i=1}^{n+m}$ [c.f Definition 1]. We first present several illustrative examples, deferring the complex issue of optimal trust score selection to Section 6.

A simple way to construct a trust score (for a set \mathcal{C}) is to tailor a monotone non-conformity score $V(x, y)$ (for a value y). For example, in regression with one-sided indifference region $(-\infty, c_0]$ (Example 2-a, Jin and Candès, 2023), we take $\mathcal{C}^{\mathcal{I}}(X) = (c_0, \infty)$. If $V(x, y)$ is monotone, the trust score can be defined as $T(x, \mathcal{C}^{\mathcal{I}}) = \exp[\inf\{-V(x, y) : y \notin (c_0, \infty)\}] = \exp\{-V(x, c_0)\}$.

For data-driven constructors, this approach may not be applicable as a suitable non-conformity score may not exist. Consider two-sided conformal selection (Example 2-b).

Using the preliminary directional decision δ_j from (6), we define

$$T(X_{n+j}, \mathcal{C}^{\mathcal{I}}) = \begin{cases} \widehat{\text{pr}}\{Y_{n+j} \in (c_u, \infty) \mid X_{n+j}\}, & \delta_j = 1, \\ \widehat{\text{pr}}\{Y_{n+j} \in (-\infty, c_l) \mid X_{n+j}\}, & \delta_j = -1. \end{cases} \quad (7)$$

This trust score directly estimates the probability that Y_{n+j} falls within the informative set. Similarly, for selective classification under a size-one constraint (Example 3-a), where a suitable non-conformity score is also unavailable, the estimated probability serves as a natural trust score: $T(X_{n+j}, \mathcal{C}^{\mathcal{I}}) = \widehat{\text{pr}}(Y_{n+j} = \widehat{Y}_{n+j} \mid X_{n+j})$. For informative sets containing multiple classes, we define $T(X_{n+j}, \mathcal{C}_{n+j}^{\mathcal{I}}) = \sum_{k=1}^K \mathbb{I}(k \in \mathcal{C}_{n+j}^{\mathcal{I}}) \cdot \widehat{\text{pr}}(Y_{n+j} = k \mid X_{n+j})$. In all the above cases, when the monotone score or probability estimate is derived from an independent training set, the trust score is permutation-invariant with respect to $(Z_i)_{i=1}^{n+m}$.

Remark 1. The trust score differs from the non-conformity score in two fundamental respects: (a) A non-conformity score $V(x, y)$ measures the discrepancy between a hypothesized point (X_{n+j}, y) and the trend in the calibration data, effectively testing a simple null hypothesis of the form $Y_{n+j} = y$ [Angelopoulos et al., 2024]. In contrast, the trust score evaluates the reliability of an entire prediction set, targeting the composite null defined in (8). (b) The two scores differ in their benchmarks: the non-conformity score compares the test point against a fixed trend (calibrated from labeled data) that is independent of the test point. By construction, however, the trust score is a function of the informative set, which may depend explicitly on the test data. These two properties together make the trust score a more adaptive and suitable building block for informative selective prediction.

3.3 Generalized conformal p -value

We now turn to the problem of determining the selection set \mathcal{S} . A foundational tool for uncertainty quantification in conformal inference is the conformal p -value, which arises naturally from a hypothesis-testing perspective. Motivated by this idea, we consider a multiple-testing problem induced by the informative sets:

$$H_{0,j} : Y_{n+j} \notin \mathcal{C}^{\mathcal{I}}(X_{n+j}) \quad \text{versus} \quad H_{1,j} : Y_{n+j} \in \mathcal{C}^{\mathcal{I}}(X_{n+j}), \quad j \in [m]. \quad (8)$$

We emphasize that (8) is not a standard hypothesis-testing problem, in which the null hypothesis should be pre-specified before observing the data. Instead, the null hypotheses in (8) are adaptive, depending on both the informativeness constraints and the test

data. Nevertheless, this perspective provides a valuable conceptual device, inspiring a natural strategy: construct a quantity analogous to a conformal p -value using the trust scores $\{T_i := T(X_i, \mathcal{C}^{\mathcal{I}}(X_i)) : i \in [n+m]\}$, just as standard conformal inference builds p -values from non-conformity scores. Specifically, for $j \in [m]$, we define

$$p_j^{\text{GC}} = \frac{\sum_{i=1}^n \mathbb{I}(Y_i \notin \mathcal{C}_i^{\mathcal{I}}, T_i > T_{n+j}) + \{1 + \sum_{i=1}^n \mathbb{I}(Y_i \notin \mathcal{C}_i^{\mathcal{I}}, T_i = T_{n+j})\} \cdot U_j}{1+n}, \quad (9)$$

where $\{U_j\}_{j=1}^m$ are independent $\text{Unif}(0, 1)$ variables used to break ties. We refer to p_j^{GC} as a *generalized conformal p -value*, which is *not* a p -value in the classical sense because (a) the hypotheses in (8) are non-standard, and (b) p_j^{GC} does not generally follow a super-uniform distribution under the null. The theoretical properties of p_j^{GC} are established in Section 4.

Intuitively, if $\mathcal{C}^{\mathcal{I}}(X_{n+j})$ is trustworthy (i.e., associated with a high trust score), it receives a small generalized conformal p -value and is thus prioritized for selection. Consequently, the SCIP procedure selects those sets whose generalized p -values fall below a threshold determined by a *self-consistent* reformulation of the BH procedure [Blanchard and Roquain, 2009]; see Appendix C.1 for details. Specifically, let

$$\mathcal{S} = \{j \in [m] : p_j^{\text{GC}} \leq \hat{\alpha}\}, \quad \hat{\alpha} = \max \left\{ a \in [0, 1] : \frac{\alpha}{m} \sum_{j=1}^m \mathbb{I}(p_j^{\text{GC}} \leq a) \geq a \right\}, \quad (10)$$

with the convention $\max \emptyset = 0$. The final output of SCIP is $\mathcal{R}^{\mathcal{I}} = \{\mathcal{C}_{n+j}^{\mathcal{I}} : j \in \mathcal{S}\}$. The procedure is summarized in Algorithm S.2.

4 Theory

Our theoretical analysis first establishes key properties of the generalized conformal p -values (Section 4.1) and then provides theoretical guarantees for SCIP (Section 4.2).

4.1 Properties of generalized conformal p -values

We begin with a standard exchangeability condition in conformal inference.

Assumption 1. The data points in $\mathcal{D}^{\text{mix}} = \{(X_i, Y_i) : i \in [n+m]\}$ are exchangeable conditional on training data \mathcal{D}^{tr} .

Then, we establish the first key property of the generalized conformal p -values.

Proposition 1. Under Assumption 1, and assuming that both the informative set constructor

and the trust score function are permutation-invariant to $\{Z_i\}_{i=1}^{n+m}$ [c.f Definition 1], we have, for any prescribed level $\alpha \in (0, 1)$,

$$\text{pr}(H_{0,j}, p_j^{\text{GC}} \leq \alpha) \leq \alpha. \quad (11)$$

Remark 2. The property in (11) is known as *generalized super-uniformity* [Jin and Candès, 2023]. It is particularly appealing because it not only provides finite-sample guarantees for FCR control, but also adapts to unknown sparsity in the test data, allowing the nominal FCR level to be asymptotically exhausted.

The next proposition concerns the positive regression dependence on a subset (PRDS) property of the generalized conformal p -values [Benjamini and Yekutieli, 2001]; see Appendix D.3 for a formal definition. Establishing this property requires the notion of an oracle conformal p -value (so called because it depends on the unobserved label Y_{n+j}):

$$p_j^{\text{OC}} = \frac{\sum_{i=1}^n \mathbb{I}\{\delta_i T_i > \delta_{n+j} T_{n+j}\} + \left[1 + \sum_{i=1}^n \mathbb{I}\{\delta_i T_i = \delta_{n+j} T_{n+j}\}\right] \cdot U_j}{n+1}$$

for $j \in [m]$, where $\delta_i = \mathbb{I}(Y_i \notin \mathcal{C}_i^{\mathcal{I}})$ for $i \in [n+m]$.

Proposition 2. Let $\mathbf{p}_{j \rightarrow \text{OC}}^{\text{GC}}$ be the sequence obtained by replacing the j -th element of $\mathbf{p}^{\text{GC}} = (p_j^{\text{GC}}, j \in [m])$ with p_j^{OC} . If Assumption 1 holds and both the informative set constructor and the trust score function are permutation-invariant to $\{Z_i\}_{i=1}^{n+m}$, then $\mathbf{p}_{j \rightarrow \text{OC}}^{\text{GC}}$ is PRDS on $\{j\}$.

Given that $p_j^{\text{GC}} = p_j^{\text{OC}}$ under the null $H_{0,j}$, the PRDS property established in Proposition 2 enables the standard leave-one-out technique for proving the finite-sample validity of SCIP for FCR control.

4.2 Properties of the SCIP procedure

We first establish a finite-sample theoretical guarantee for the SCIP procedure.

Theorem 3. If Assumption 1 holds and both the informative set constructor and the trust score function are permutation-invariant to $\{Z_i\}_{i=1}^{n+m}$, then the FCR of SCIP satisfies $\text{FCR} \leq \alpha$.

We next investigate the anti-conservativeness of SCIP, which, to our knowledge, has not been studied in the context of FCR analysis. Let $\mathcal{H}_0 = \{j : Y_{n+j} \notin \mathcal{C}^{\mathcal{I}}(X_{n+j})\}$ and $\pi_0 = |\mathcal{H}_0|/m$. We consider the setting where $\mathcal{C}^{\mathcal{I}}$ is fixed or depends only on the training

data (which are treated as fixed in this subsection). Consider the multiple testing problem (8). Denote by $\pi_0^* = \mathbb{E}[\pi_0] = \text{pr}\{Y_{n+j} \notin \mathcal{C}^{\mathcal{I}}(X_{n+j})\}$ the expected proportion of “null hypotheses” in the test sample, where the expectation (probability) is taken over P_{XY} , the joint distribution of (X, Y) .

Assumption 2. (a) The indicators $\mathbb{I}\{Y_i \notin \mathcal{C}^{\mathcal{I}}(X_i)\}$, $i \in [n + m]$, are i.i.d. Bernoulli(π_0^*) variables. (b) The pre-specified FCR level α satisfies $\alpha < n\pi_0^*/(n + 1)$.

Remark 3. Condition (a) holds when the test data are i.i.d. and independent of $\mathcal{C}^{\mathcal{I}}(\cdot)$. Although the i.i.d. assumption is stronger than the exchangeability condition required for FCR control, it simplifies the theoretical analysis and is commonly adopted in the conformal literature (see, e.g., [Lei et al. \[2018\]](#) and [Jin and Candès \[2023\]](#)). Condition (b) is relatively mild when n is large, since in practice our choice of α (typically less than 0.5) should be significantly smaller than π_0^* (typically greater than 0.5, as null cases usually constitute the majority in multiple testing).

The next theorem establishes a lower bound for the FCR of SCIP, thereby mitigating the conservativeness issue in existing conformal selection methods, including those of [Jin and Candès \[2023\]](#) and [Gazin et al. \[2025\]](#).

Theorem 4. Suppose both the informative set constructor and the trust score function are permutation-invariant to $\{Z_i\}_{i=1}^{n+m}$. Under Assumptions 1–2, and assuming almost surely no ties among the trust scores, then

$$\text{FCR} \geq \alpha(1 - e^{-2n(n\pi_0^*/(n+1)-\alpha)^2 + \log m}) = \alpha - O(me^{-n}).$$

5 Instantiations and Extensions of SCIP

This section demonstrates the versatility of the SCIP framework through several concrete examples. By appropriately specifying (a) the informative set constructor and (b) the trust score, SCIP can address a diverse range of problems, including conformal selection (Section 5.1), selective classification (Section 5.2), selection with general informativeness constraints (Section 5.3), and diversified selection (Section 5.4).

5.1 The cfBH+ procedure for conformal selection

We begin with the conformal selection task introduced in Example 2, where two common forms of indifference regions arise: $(-\infty, c_0]$ for one-sided alternatives and $[c_l, c_u]$ for two-sided alternatives. The instantiation of SCIP for this problem is termed the cfBH+ procedure. The name reflects two key features: (a) it coincides with the cfBH method of Jin and Candès [2023] in the one-sided setting, and (b) it naturally accommodates two-sided alternatives, which lie beyond the scope of the original cfBH. To facilitate comparison with existing methods, throughout this subsection we employ the predictive function $\hat{\mu}(x)$ —assumed independent of the mixed data—to construct the trust score, following the setup in Jin and Candès [2023].

For the one-sided case with indifference region $(-\infty, c_0]$, cfBH+ sets $\mathcal{C}^{\mathcal{I}}(x) = (c_0, \infty)$ and $T(x, \mathcal{C}^{\mathcal{I}}) = \hat{\mu}(x)$. This simple choice yields an important connection to existing work. Jin and Candès [2023] showed, through insightful heuristics and asymptotic analyses, that equipping cfBH with the *clipped score*,

$$V_{\text{clip}}(x, y) = \hat{\mu}(x) - c_0 - 2M \cdot \mathbb{I}(y > c_0), \quad \text{with } M > \sup_x |\hat{\mu}(x)|,$$

makes cfBH asymptotically anti-conservative and yields strong empirical performance. As shown in Appendix C.2, cfBH with clipped scores coincides with cfBH+ described above. This equivalence highlights the effectiveness of our framework, which yields the same methodology from a generic, principled construction rather than problem-specific heuristics. Moreover, SCIP (cfBH+) offers two distinct advantages. First, it provides a systematic pathway to improve trust scores (Section 6), a flexibility not available in Jin and Candès [2023]. Second, while Jin and Candès [2023] provide heuristics for why cfBH is anti-conservative, our Theorem 4 and Corollary 5 below deliver an explicit lower bound that precisely quantifies the phenomenon, a theory not previously established in the literature.

For two-sided alternatives with indifference region $[c_l, c_u]$, cfBH+ adopts a data-driven informative set constructor that adapts to the estimated signal direction:

$$\mathcal{C}^{\mathcal{I}}(x) = (c_u, \infty) \text{ if } (c_l + c_u)/2 - \hat{\mu}(x) \leq 0, \text{ and } \mathcal{C}^{\mathcal{I}}(x) = (-\infty, c_l) \text{ otherwise.}$$

The corresponding trust score is $T(x, \mathcal{C}^{\mathcal{I}}(x)) = |(c_l + c_u)/2 - \hat{\mu}(x)|$. Critically, the original cfBH method of Jin and Candès [2023] cannot handle two-sided alternatives because it relies on a one-sided monotone score and lacks a rule to decide the direction of the effect. In contrast, cfBH+ naturally addresses two-sided alternatives through its flexible, data-driven

constructor.

Given that the predictive function $\hat{\mu}(x)$ is independent to the mixed sample, both the informative set constructor and the trust score are permutation-invariant. Thus, directly applying Theorems 3 and 4 yields the theoretical properties of cfBH+.

Corollary 5. Suppose that $\hat{\mu}$ is learned independently of the mixed sample. Under Assumption 1, cfBH+ for both one- and two-sided alternatives satisfies $\text{FCR} \leq \alpha$. Further if the data in \mathcal{D}^{mix} are i.i.d. and $\alpha < n\pi_0^*/(n+1)$, we have $\text{FCR} \geq \alpha - m\alpha e^{-2n(n\pi_0^*/(n+1)-\alpha)^2}$, where $\pi_0^* = \text{pr}\{Y \notin \mathcal{C}^{\mathcal{I}}(X) \mid \hat{\mu}\}$.

5.2 Application to selective classification

We now instantiate SCIP for the selective classification tasks given in Example 3.

The first task, *target-class identification*, is to identify test points belonging to a pre-specified class $y_0 \in [K]$. Here, the informative set constructor is simply $\mathcal{C}^{\mathcal{I}}(x) = \{y_0\}$, and a natural trust score is the estimated probability:

$$T(x, \mathcal{C}^{\mathcal{I}}) = \hat{\text{pr}}(Y = y_0 \mid X = x).$$

Remarkably, this instantiation of SCIP recovers the FASI procedure of Rava et al. [2026], originally developed via a different technical route involving mirror processes and counting knockoffs. We provide a proof of this equivalence in Appendix C.3. This connection further highlights the broad applicability of our framework. Moreover, while FASI and its theory are limited to binary settings ($K = 2$), SCIP readily extends to selective classification with general $K \geq 2$ classes.

In many applications—such as disease diagnosis—the goal is to identify a single class for each test unit, without restricting attention to a particular pre-specified category. This scenario, referred to as the *singleton identification*, corresponds to imposing the informativeness constraint $\mathcal{I} = \{\{1\}, \dots, \{K\}\}$. For this task, we adopt a data-driven constructor with a natural trust score:

$$\mathcal{C}^{\mathcal{I}}(x) = \{\text{argmax}_k \hat{\text{pr}}(Y = k \mid X = x)\}, \quad T(x, \mathcal{C}^{\mathcal{I}}(x)) = \hat{\text{pr}}(Y \in \mathcal{C}^{\mathcal{I}}(x) \mid X = x).$$

With these specifications, SCIP coincides with the selective classification procedure of Zhao and Su [2023], which has been shown to be optimal for this task under mild conditions. An equivalence proof is provided in Appendix C.3.

Both instantiations inherit the finite-sample validity of SCIP, provided the estimated probability function is permutation-invariant with respect to the mixed sample. For more complex informativeness constraints (e.g., requiring prediction sets of a fixed size $k_0 > 1$ or excluding scientifically irrelevant categories), the construction of both the informative set and the trust score becomes more involved; we address such issues in the next subsection.

5.3 Selection under general constraints: the InfoSP+ procedure

To handle more complex informativeness constraints, we develop a general instantiation of SCIP based on the notion of \mathcal{I} -adjusted p -values introduced by Gazin et al. [2025]. The resulting method, called the InfoSP+ procedure, inherits the flexibility of InfoSP while provably dominating it in asymptotic power. We first introduce the InfoSP+ procedure and then compare it with InfoSP.

We begin with the split conformal prediction framework [Lei et al., 2018]. Let $V(x, y) : \mathcal{X} \times \mathcal{Y} \rightarrow \mathbb{R}^+$ be a non-conformity score and \mathcal{D}^{cal} be a calibration set. For any level $q \in (0, 1)$, the conformal prediction set for feature x is

$$\mathcal{C}^{\text{CP},q}(x; \mathcal{D}^{\text{cal}}, V) = \left\{ y \in \mathcal{Y} : \frac{1 + \sum_{i \in \mathcal{D}^{\text{cal}}} \mathbb{I}\{V(X_i, Y_i) \geq V(x, y)\}}{|\mathcal{D}^{\text{cal}}| + 1} > q \right\}. \quad (12)$$

The \mathcal{I} -adjusted p -value is defined as the smallest q level such that the resulting conformal prediction set is informative, denoted by $\tilde{q}(x; \mathcal{D}^{\text{cal}}) = \inf \{q \in (0, 1] : \mathcal{C}^{\text{CP},q}(x; \mathcal{D}^{\text{cal}}) \in \mathcal{I}\}$ with the convention $\inf \emptyset = 1$. The following mild requirements on the shape of informativeness constraint ensure that \tilde{q} is well-defined.

Assumption 3 (Following Assumption 2 of Gazin et al. [2025]). (i) Monotonicity: for any $\mathcal{C}, \mathcal{C}' \subseteq \mathcal{Y}$ with $\mathcal{C}' \subseteq \mathcal{C}$, $\mathcal{C} \in \mathcal{I}$ implies $\mathcal{C}' \in \mathcal{I}$. (ii) Almost surely, the function $\nu \mapsto \mathbb{I}\{y : V(X, y) \leq \nu\} \in \mathcal{I}\}$ is right-continuous and non-increasing.

Unlike InfoSP that determines the selection set by applying BH procedure to \mathcal{I} -adjusted p -values, InfoSP+ builds on the *truncated \mathcal{I} -adjusted p -values*:

$$\tilde{q}^+(x, \tau; \mathcal{D}^{\text{cal}}) = \inf \{q \in [\tau, 1] : \mathcal{C}^{\text{CP},q}(x; \mathcal{D}^{\text{cal}}) \in \mathcal{I}\} = \max\{\tau, \tilde{q}(x; \mathcal{D}^{\text{cal}})\}, \quad (13)$$

where $\tau \in [0, \alpha]$ is a threshold that trades off trustworthiness and informativeness in constructing the prediction sets. Specifically, we employ a threshold $\hat{\tau}_{\text{bh}}^0$ that is computed using an independent calibration sample $\mathcal{D}_0^{\text{cal}}$: Compute $\tilde{q}_i^0 = \tilde{q}(X_i; \mathcal{D}_0^{\text{cal}})$ for all $i \in [n+m]$ and apply the α -level BH procedure to $\{\tilde{q}_i^0\}_{i=1}^{n+m}$ to obtain the threshold $\hat{\tau}_{\text{bh}}^0$. Then, to instantiate SCIP,

we set $\mathcal{C}_i^{\mathcal{I}} = \mathcal{C}^{\text{CP}, \tilde{q}_i^+}(X_i; \mathcal{D}_0^{\text{cal}})$ ² and $T_i = 1 - \tilde{q}_i^+$ for all $i \in [n + m]$, where $\tilde{q}_i^+ = \max\{\tilde{q}_i^0, \hat{\tau}_{\text{bh}}^0\}$ are the truncated \mathcal{I} -adjusted p -values. Finally, **InfoSP+** employs (10) at level α to selectively report the prediction sets. We summarize the procedure in Algorithm S.3.

Since the threshold output by **BH** is permutation-invariant with respect to the input p -values, the truncated function $\tilde{q}^+(x, \hat{\tau}_{\text{bh}}^0; \mathcal{D}_0^{\text{cal}})$ is also permutation-invariant with respect to the mixed data. The following corollary, which follows directly from Theorem 3, implies that **InfoSP+** provides finite-sample FCR control.

Corollary 6. Under Assumptions 1 and 3, all reported sets from **InfoSP+** are informative, with the FCR controlled at level α .

We now compare the powers of **InfoSP+** and **InfoSP**. To assess the two methods on equal footing, consider a modified **InfoSP** that uses the threshold $\hat{\tau}_{\text{bh}}^0$ derived from **InfoSP+** (cf. Algorithm S.3), denoted by $\mathcal{R}_{\text{mod}}^{\text{ISP}} = \{\mathcal{C}_{n+j}^{\text{CP}, \hat{\tau}_{\text{bh}}^0} : \tilde{q}_{n+j}^0 \leq \hat{\tau}_{\text{bh}}^0\}$. This modified procedure has improved stability and enjoys asymptotic FCR control. Meanwhile, we simplify **InfoSP+** by replacing the unit-specific tie-breaking variables U_j in (9) with a single shared variable U ; this variant still controls the FCR (see Appendix D.6.1). We denote the output of modified **InfoSP+** by $\mathcal{R}_{\text{mod}}^{\text{ISP+}}$.

Our asymptotic power analysis requires the following technical conditions.

Assumption 4. The data $\mathcal{D}_0^{\text{cal}} \cup \mathcal{D}^{\text{cal}} \cup \mathcal{D}^{\text{te}}$ consist of i.i.d. units and are independent of the training set \mathcal{D}^{tr} .

Assumption 5. Let $\tilde{\nu}(x) = \min\{\nu \geq 0 : \{y : V(x, y) \leq \nu\} \in \mathcal{I}\}$. One of the following conditions holds: (a) There exists ν^* such that $\text{pr}\{V(X, Y) > \nu^*\} > 0$ and $\text{pr}\{\tilde{\nu}(X) > \nu^*\} > \text{pr}\{V(X, Y) > \nu^*\}/\alpha$. (b) There exists a constant $\epsilon > 0$ such that $\text{pr}\{\tilde{\nu}(X) > \nu^*\} \leq \text{pr}\{V(X, Y) > \nu^*\}/\alpha - \epsilon$ for all $\nu \in \{\nu : \text{pr}\{V(X, Y) \geq \nu\} > 0\}$.

Remark 4. Assumption 4 is standard in power analyses of conformal methods [Marandon et al., 2024]. Assumption 5 imposes a mild condition on the distribution of $\tilde{\nu}(X_i)$, ensuring that $\hat{\tau}_{\text{bh}}^0$ is either asymptotically bounded below by a positive constant or converges to zero. Similar conditions are routinely adopted in the asymptotic analysis of multiple testing procedures. Both assumptions are only used for power analysis and not needed for FCR control.

²For the corner cases, $\tilde{q}_i^+ = 1$, we set $\mathcal{C}_i^{\mathcal{I}} = \emptyset$ and $T_i = 0$ and ignore them during the selection.

The next proposition establishes the asymptotic dominance of **InfoSP+** over **InfoSP**, which is corroborated by the empirical results in Section 7.

Proposition 7. Under Assumptions 3 to 5, $\lim_{|\mathcal{D}_0^{\text{cal}}|, n, m \rightarrow \infty} \text{pr}(\mathcal{R}_{\text{mod}}^{\text{ISP}} \subseteq \mathcal{R}_{\text{mod}}^{\text{ISP}+}) = 1$.

The improvement largely reflects that the generalized conformal p -value, built on trust scores, provides a more accurate measure of deviation from the “null hypothesis” of noncoverage in (8); see Appendix A.2 for further discussion.

5.4 Diversified selection

The SCIP framework extends beyond informativeness to a wider range of scenarios. We can incorporate a diversity criterion into selective prediction; the resulting SCIP method prevents fixating on narrow regions, enhances representativeness, and reduces information redundancy [Wu et al., 2024, Nair et al., 2025].

Given an informative set constructor $\mathcal{C}^{\mathcal{I}}(\cdot)$, we aim to select prediction sets with FCR control while maximizing diversity. Following Wu et al. [2024], we quantify diversity by employing a *similarity-aware trust score*. Let $\psi : \mathcal{X} \rightarrow [0, 1]$ be an estimate of $\text{pr}\{Y \notin \mathcal{C}^{\mathcal{I}}(X) \mid X = x\}$, and let $\Psi \in \mathbb{R}^{n+m}$ be a vector with entries $\psi_i = \psi(X_i)$. Define $\mathbb{A}_{\Psi} \in \mathbb{R}^{(n+m) \times (n+m)}$ as the similarity matrix whose (i, j) -th entry is given by $(1 - \psi_i)(1 - \psi_j)s(X_i, X_j)$, where $s : \mathcal{X} \times \mathcal{X} \rightarrow \mathbb{R}^+$ measures the similarity between two units.

Assume \mathbb{A}_{Ψ} is positive definite. Motivated by Wu et al. [2024], define

$$\mathbb{T} = (T_1, \dots, T_{n+m})^{\top} = \mathbb{A}_{\Psi}^{-1} \{(\alpha u_2 - u_1)\Psi + (u_2 - \alpha u_3)\mathbf{1}\}, \quad (14)$$

where $u_1 = \Psi^{\top} \mathbb{A}_{\Psi}^{-1} \Psi$, $u_2 = \Psi^{\top} \mathbb{A}_{\Psi}^{-1} \mathbf{1}$, $u_3 = \mathbf{1}^{\top} \mathbb{A}_{\Psi}^{-1} \mathbf{1}$, $\mathbf{1}$ denotes the $(n + m)$ -dimensional all-ones vector, and α is the target FCR level. This score captures the individual diversity while being permutation-invariant with respect to the mixed data. The following corollary, which directly follows from Theorem 3, strengthens the theory in Wu et al. [2024] by providing finite-sample guarantees. Moreover, the flexibility of informative set constructor generalizes the scope of Wu et al. [2024], accommodating a wide range of selective inference tasks (see Sections 5.1 to 5.3).

Corollary 8. Suppose that the informative set constructor is permutation-invariant. Under Assumption 1, SCIP equipped with scores in (14) controls FCR below α .

6 Strategies for Constructing Powerful Trust Scores

This section develops a general strategy for enhancing the efficiency of trust scores to further improve the power of SCIP. To facilitate a tractable optimality analysis, we introduce a surrogate error metric, the *marginal false coverage rate* (mFCR), defined as $\mathbb{E}(|\mathcal{S} \cap \mathcal{H}_0|)/\mathbb{E}(|\mathcal{S}|)$. Define the *counting power* as $\text{cPOW}(\mathcal{S}) = \mathbb{E}(|\mathcal{S}|)$. When all candidate prediction sets are informative, the goal is to maximize cPOW subject to $\text{mFCR} \leq \alpha$.

Remark 5. In many applications, different methods may construct distinct informative intervals for the same unit. Intuitively, for a given unit, a smaller prediction set is considered more powerful. Hence, the *resolution-adjusted power* (rPOW), given by $\mathbb{E}[\sum_{j \in \mathcal{S}} |\mathcal{C}_{n+j}|^{-1}]$ [Gazin et al., 2025], serves as an alternative criterion for comparing the efficacy of different methods. Our optimality theory is developed based on counting power. A theoretical characterization of optimality based on resolution-adjusted power remains an open problem and presents a promising direction for future research.

Motivated by the optimality theory based on the *local false discovery rate* (lfdr, Efron et al., 2001, Sun and Cai, 2007, Heller and Rosset, 2021), we define

$$T^{\text{ora}}(x, \mathcal{C}^{\mathcal{I}}) = \text{pr}\{Y \in \mathcal{C}^{\mathcal{I}}(X) \mid X = x\}$$

as the *oracle* trust score for a given informative set constructor $\mathcal{C}^{\mathcal{I}}$ when the distribution of (X, Y) is known. We start with a regularity condition, which holds if the test units are i.i.d. and the informative set constructor is learned on an independent sample.

Assumption 6. The random elements $\{(X_{n+j}, Y_{n+j}, \mathcal{C}^{\mathcal{I}}(X_{n+j})) : j \in [m]\}$ are i.i.d. conditional on \mathcal{D}^{tr} and \mathcal{D}^{cal} .

The next theorem provides a guiding principle for constructing trust scores.

Theorem 9. Consider a class of thresholding rules of the form $\mathcal{S}(T, t) = \{j : T(X_{n+j}) \geq t\}$. Let $t_\alpha^* \in [\alpha, 1)$ denote the threshold such that $\text{mFCR}(\mathcal{S}(T^{\text{ora}}, t_\alpha^*)) = \alpha$. Under Assumption 6, the counting power of $\mathcal{S}(T^{\text{ora}}, t_\alpha^*)$ is no less than that of any other selection rule $\mathcal{S}' = \mathcal{S}(T', t')$, where $T' : \mathcal{X} \rightarrow \mathbb{R}$ is an arbitrary trust score and t' satisfies $\text{mFCR}(\mathcal{S}') \leq \alpha$.

In practice, T^{ora} must be estimated from data. For classification problems,

$$T^{\text{ora}}(x, \mathcal{C}^{\mathcal{I}}) = \sum_{k=1}^K \mathbb{I}(k \in \mathcal{C}^{\mathcal{I}}(x)) \cdot \text{pr}(Y = k \mid X = x)$$

can be approximated by replacing pr with $\hat{\text{pr}}$, an estimated probability function that can be obtained directly from off-the-shelf classifiers. This construction coincides with the trust scores derived in Section 5.2. For the more complex size- k_0 constraint, this optimality-based strategy leads to an enhanced variant of **InfoSP+**, which we term **InfoSP++**. Numerical studies in Section 7.2 demonstrate that **InfoSP++** improves upon both **InfoSP** and **InfoSP+**.

For regression settings, where estimating the conditional distribution of $(Y \mid X)$ is challenging, we instead solve a binary classification problem to approximate T^{ora} . We present a split-conformal implementation for clarity; a more complicated method based on positive-unlabeled learning is given in Appendix B.

Suppose an independent training sample \mathcal{D}^{tr} is available. For a given informative set constructor $\mathcal{C}^{\mathcal{I}}$, define a binary label for each $i \in \mathcal{D}^{\text{tr}}$ as $A_i = 1$ if $Y_i \in \mathcal{C}^{\mathcal{I}}(X_i)$ and $A_i = -1$ otherwise. We train a classifier by minimizing the empirical risk

$$\hat{\mathcal{L}}(\mathcal{D}^{\text{tr}}; g, l) = \frac{1}{|\mathcal{D}^{\text{tr}}|} \sum_{i \in \mathcal{D}^{\text{tr}}} \left\{ \lambda \mathbb{I}(A_i = 1) \ell(1, g(X_i)) + \mathbb{I}(A_i = -1) \ell(-1, g(X_i)) \right\}, \quad (15)$$

where $\ell(u, v) = -\mathbb{I}(u = 1) \log(v) - \mathbb{I}(u = -1) \log(1 - v)$ is the cross-entropy loss, $\lambda > 0$ balances the cost of misclassifications, and $g : \mathcal{X} \rightarrow \mathbb{R}$ is a measurable function whose output is used for classification.

Let $\mathcal{L}(g, l) = \mathbb{E}[\hat{\mathcal{L}}(\mathcal{D}^{\text{tr}}; g, l)]$ and let g^* be its minimizer over all measurable functions. Following Lemma 4.3 of Marandon et al. [2024], g^* is a strictly increasing transformation of T^{ora} under mild conditions. As threshold-based selection is invariant under any strictly increasing transformation of the score, using a consistent estimate of g^* as the trust score achieves asymptotically optimal power. Hence, we can further improve **cfBH+** as follows. For the one-sided alternative, set $A_i = 1$ if $Y_i > c_0$ and $A_i = -1$ otherwise. For the two-sided alternative, set $A_i = 1$ if $\mathbb{I}\{Y_i \geq c_u, 2\hat{\mu}(X_i) \geq c_u + c_l\} + \mathbb{I}\{Y_i \leq c_l, 2\hat{\mu}(X_i) < c_u + c_l\} = 1$, and $A_i = -1$ otherwise. We then minimize the empirical risk in (15) over a specified function class to obtain \hat{g} , which serves as the trust score for **cfBH++**. We term this procedure **cfBH++** (as it employs the approximated oracle score).

Remark 6. The strategy of approximating the oracle score by training a binary classifier is motivated by Marandon et al. [2024]. A key distinction, however, is that our informative se-

lective conformal prediction framework has access to both null and non-null samples, whereas the novelty detection setting considered in Marandon et al. [2024] only has null samples.

7 Numerical Experiments

This section evaluates the proposed methods through numerical experiments. Sections 7.1 and 7.2 examine regression and classification tasks, respectively, using simulated data. The performance on real data is illustrated on two real datasets: the CIFAR-10 example discussed in Section 1.2 and Appendix E.1, and a drug discovery application presented in Section 7.3.

Under the InfoFCR framework (with general constraints), the only existing methods applicable are InfoSP and its variant InfoSCOP [Bao et al., 2024, Gazin et al., 2025]. The latter first screens out units for which informative prediction sets are unlikely to be constructed. In many settings, InfoSCOP can improve upon InfoSP when the screening step effectively narrows the focus. Nevertheless, no principled screening rule exists, nor are there theoretical guarantees for power improvement. Consequently, in simulation studies we adopt a screening strategy that tends to yield higher power (Section 7.1), while in the real-data analysis (Section 7.3) we examine the performance of InfoSCOP under varying screening parameters.

We evaluate performance using empirical FCR, counting power (cPOW), and resolution-adjusted power (rPOW); see the beginning of Section 6 for definitions of cPOW and rPOW. For procedures that require an additional calibration set (InfoSCOP and InfoSP+), we split the original calibration data into two equal halves. Reproducible code is available at github.com/wangchengLi6/SCIP.

7.1 Simulation in regression settings

Consider a regression task where the goal is to construct prediction intervals that only include positive values, i.e., $\mathcal{I} = \{[a, b] \subseteq \mathbb{R} : 0 < a \leq b < \infty\}$. In addition to InfoSP, InfoSCOP, and InfoSP+, we also consider a naive baseline that builds standard conformal prediction intervals and then retains only the informative ones. The simulated data obey

$$Y_i = \mu^*(X_i) + \epsilon_i, \quad X \sim N(0, 1), \quad \epsilon_i \sim N(0, 1/4), \quad \mu^*(x) = (2x^2 + 1)/6.$$

We use the non-conformity score $V(x, y) = |y - \hat{\mu}(x)|$, where $\hat{\mu}(x)$ is a predictive function trained on an independent dataset. To assess performance under model misspecification, we consider a family of predictive functions $\hat{\mu}(x; \eta) = \{(\eta + 2)x^2 + (1 - \eta^3)\}/6$, with $\eta \geq 0$ controlling the estimation bias ($\eta = 0$ corresponds to the error-free case). The target FCR

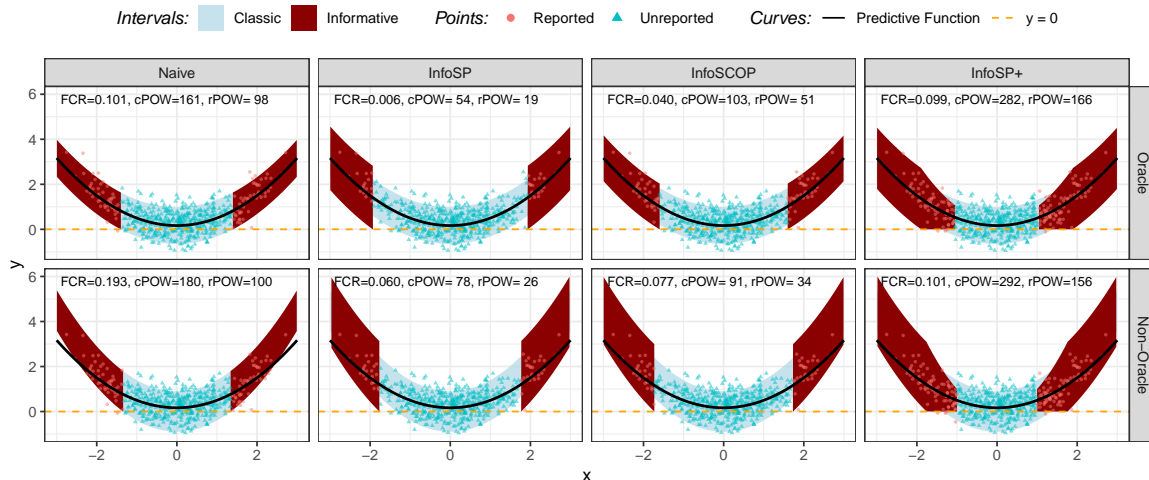


Figure 2: The lightblue region represents the split conformal prediction intervals with 90% coverage. The darkred region corresponds the selectively constructed intervals. The black curves correspond to the predictive functions $\hat{\mu}(x) = \mu^*(x)$ and $\hat{\mu}(x) = x^2/2$.

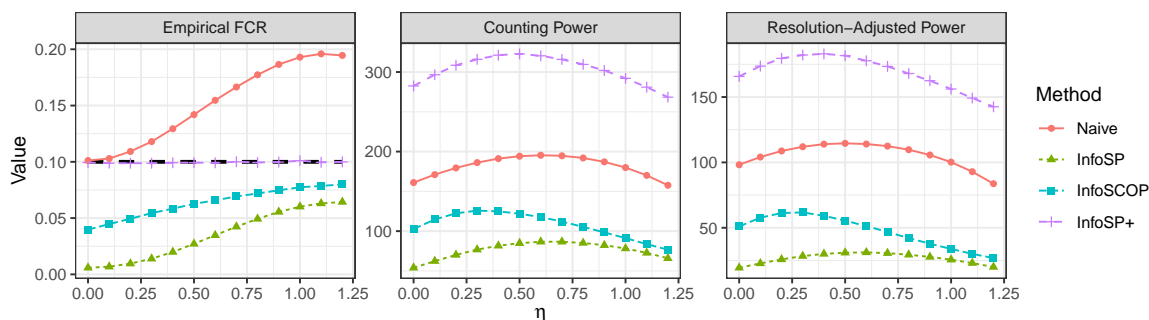


Figure 3: Comparison of the four methods across varies η . The reported FCR, cPOW, and rPOW are averaged over 1,000 independent repetitions.

level is $\alpha = 0.1$, and the sample sizes are $n = m = 1000$. For the screening step of **InfoSCOP**, we apply **cfBH** at level $\alpha' = \alpha/2 = 0.05$, testing the null $Y_{n+j} \leq 0$ (since an informative set never covers a unit with $Y \leq 0$). The simulation results for $\eta = 0$ and $\eta = 1$ are summarized in Figure 2. The data points shown in the figure are from a single representative replication, while the reported FCR, cPOW, and rPOW are averaged over 1,000 independent repetitions.

We further compare the four methods under a range of η values, which correspond to varying levels of estimation bias. The results are summarized in Figure 3.

Several important patterns can be observed. First, the naive method fails to control the FCR. In contrast, the other three methods—which inherit the model-free advantage of conformal inference—effectively control the FCR below the nominal level regardless of

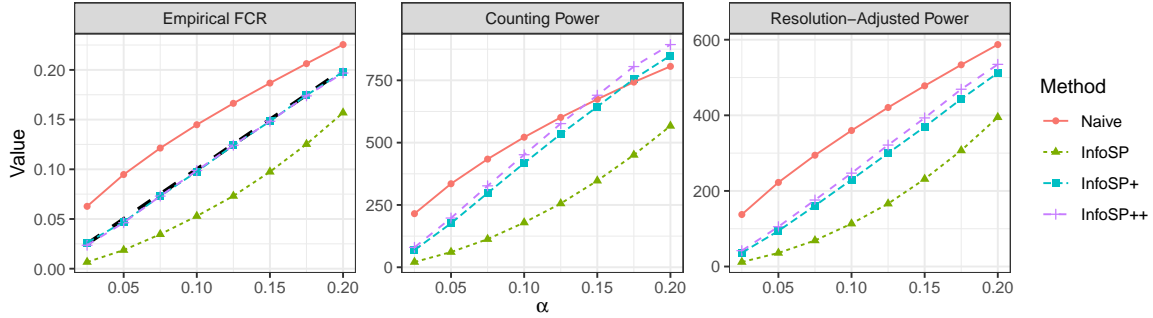


Figure 4: Comparison of the four methods across varies target FCR level α . The black dashed line represents the function $y = x$. All the metrics are computed over 1,000 repetitions.

the severity of model bias. Second, **InfoSP+** controls the FCR precisely at the nominal level and achieves the highest power, corroborating our theory of finite-sample validity and anti-conservativeness. Third, **InfoSCOP** improves upon **InfoSP**, yielding a less conservative FCR and higher power. We emphasize, however, that this observation, based on a limited set of simulation settings, does not hold universally. The performance of **InfoSCOP** depends on the effectiveness of the screening rule, and no theoretical guarantee exists that **InfoSCOP** always dominates **InfoSP**. This remains an interesting direction for future research.

7.2 Simulation in classification scenario

We consider a classification problem with four categories and the informativeness constraint $\mathcal{I} = \{\mathcal{C} \subseteq [4]: 0 < |\mathcal{C}| \leq 2\}$ (see Section 5.2). We compare **InfoSP+** with the naive method and **InfoSP**. Since no effective screening criterion is available, **InfoSCOP** is excluded from the comparison. Instead, we include **InfoSP++**, which constructs trust scores following the strategy outlined in Section 6. The data $\{(X_i, Y_i)\}_{i=1}^{n+m}$ are generated from the model:

$$\text{pr}(Y_i = k \mid X_i) = \frac{\exp\{X_i^\top \beta_k^*\}}{\sum_{k'=1}^4 \exp\{X_i^\top \beta_{k'}^*\}},$$

where $X_i = (X_{i1}, X_{i2})^\top$ with independent standard normal components, and the coefficient vectors are $\beta_1^* = (1, -1)^\top$, $\beta_2^* = (-1, 1)^\top$, $\beta_3^* = (1, 0.5)^\top$, $\beta_4^* = (0.5, 1)^\top$. We set $n = m = 1000$. The non-conformity score is $V(x, y) = 1 - \widehat{\text{pr}}(Y = y \mid X = x)$, where the conditional probability is estimated from an independent training set of size n . We evaluate the naive method, **InfoSP**, **InfoSP+** and **InfoSP++** at varying FCR levels and report the results in Figure 4.

The following patterns, similar to those observed in Section 7.1, can be noticed. First,

the naive method fails to control the FCR, whereas the other three methods remains valid, controlling the FCR below the target level. Second, `InfoSP` is less conservative here than in the regression setting. Third, `InfoSP+` controls the FCR precisely at the nominal level and achieves higher power than `InfoSP`. Finally, `InfoSP++`, which uses the same informative set constructor, also controls the FCR exactly at the nominal level while further improving the power of `InfoSP+` through more effective trust scores.

7.3 Real-world application: drug discovery

Machine learning is now widely integrated into drug discovery pipelines [Vamathevan et al., 2019]. A prominent example is virtual screening [Huang, 2007], which can substantially reduce the experimental burden compared to exhaustively evaluating all candidates via high-throughput screening (HTS). In a typical workflow, HTS is first performed on a subset of candidates to obtain labeled outcomes; a predictive model is then trained on these labeled data; finally, the model is used to screen promising candidates from the remaining unlabeled ones for follow-up studies.

This section considers a drug–target interaction (DTI) prediction task, where the response variable Y is the binding affinity of a drug–target pair and the feature object X encodes the molecular structure. We use a public dataset from Davis et al. [2011], which contains molecular structures and binding affinities for over 30,000 drug–target pairs. From this dataset, we extract a subset of $n_{\text{tot}} = 10,000$ units for our analysis. Our goal is to construct prediction intervals for pairs predicted to have high binding affinity. Since downstream validation is costly, it is also essential to provide error rate guarantees.

This problem fits naturally into the InfoFCR framework. The threshold for meaningful discovery is set to the median of Y in the extracted sample, $q_{0.5} = 6.13$, leading to the informativeness constraint $\mathcal{I} = \{[a, b] \subseteq \mathbb{R} : q_{0.5} \leq a \leq b < \infty\}$. We split the data into training, calibration, and test sets in a 2:2:6 ratio. The predictive model $\hat{\mu}$ is trained using the pipeline from the DeepPurpose repository [Huang et al., 2020], and the non-conformity score is $V(x, y) = |y - \hat{\mu}(x)|$. The target FCR level is $\alpha = 0.2$, and all metrics are computed over 100 random data partitions.

We now describe the methods included in the comparison. It is natural to consider the naive method and `InfoSP+` (as a special case of `SCIP`). The conformal selection method of Jin and Candès [2023] is excluded because it does not produce prediction intervals for the

selected units. Furthermore, informative sets cannot be constructed for more than half of the test units; consequently, **InfoSP** is not suitable due to its low power. Instead, we apply **InfoSCOP** by first filtering out unpromising units before constructing informative prediction intervals. A natural choice for the screening procedure is the **cfBH** method, which tests the m hypotheses $Y_{n+j} \leq q_{0.5}$, $j \in [m]$. As no established rule exists for choosing the screening threshold, we apply **cfBH** at three levels (0.2, 0.1, 0.05); the inclusion of multiple thresholds ensures a fair and comprehensive comparison.

The results are summarized in Table 1. The naive method exhibits an inflated FCR. While all three variants of **InfoSCOP** control the FCR, their power remains low. Moreover, the performance of **InfoSCOP** is sensitive to the screening cutoff, and a principled strategy for determining this cutoff remains an open problem. In contrast, the proposed **InfoSP+** method controls the FCR at the nominal level, ensures that all reported intervals satisfy the informativeness constraint, and achieves the highest power among all methods considered.

Table 1: Comparison of the three methods on the DTI data.

Method	FCR	cPOW	rPOW
Naive	0.350	352.3	144.9
InfoSCOP-0.20	0.007	5.3	1.8
InfoSCOP-0.10	0.053	31.1	11.2
InfoSCOP-0.05	0.007	6.0	2.3
InfoSP+	0.206	215.0	69.9

References

- M. Ahmed, A. N. Mahmood, and M. R. Islam. A survey of anomaly detection techniques in financial domain. *Future Generation Computer Systems*, 55:278–288, 2016.
- A. N. Angelopoulos, R. F. Barber, and S. Bates. Theoretical foundations of conformal prediction. *arXiv preprint arXiv:2411.11824*, 2024.
- Y. Bao, Y. Huo, H. Ren, and C. Zou. Selective conformal inference with false coverage-statement rate control. *Biometrika*, 111(3):727–742, 2024.
- R. F. Barber and E. Candès. A knockoff filter for high-dimensional selective inference. *The Annals of Statistics*, 47(5):2504 – 2537, 2019.
- S. Bates, E. Candès, L. Lei, Y. Romano, and M. Sesia. Testing for outliers with conformal p-values. *The Annals of Statistics*, 51(1):149–178, 2023.

- Y. Benjamini and Y. Hochberg. Controlling the false discovery rate: a practical and powerful approach to multiple testing. *Journal of the Royal Statistical Society, Series B*, 57(1):289–300, 1995.
- Y. Benjamini and D. Yekutieli. The control of the false discovery rate in multiple testing under dependency. *The Annals of Statistics*, 29(4):1165–1188, 2001.
- Y. Benjamini and D. Yekutieli. False discovery rate-adjusted multiple confidence intervals for selected parameters. *Journal of the American Statistical Association*, 100(469):71–81, 2005.
- G. Blanchard and E. Roquain. Adaptive false discovery rate control under independence and dependence. *Journal of Machine Learning Research*, 10:2837–2871, 2009.
- S. Boucheron, G. Lugosi, and P. Massart. *Concentration Inequalities: A Nonasymptotic Theory of Independence*. Oxford University Press, 2013.
- M. I. Davis, J. P. Hunt, S. Herrgard, P. Ciceri, L. M. Wodicka, G. Pallares, M. Hocker, D. K. Treiber, and P. P. Zarrinkar. Comprehensive analysis of kinase inhibitor selectivity. *Nature biotechnology*, 29(11):1046–1051, 2011.
- B. Efron, R. Tibshirani, J. D. Storey, and V. Tusher. Empirical bayes analysis of a microarray experiment. *Journal of the American Statistical Association*, 96(456):1151–1160, 2001.
- B. Gang and T. Banerjee. Large-scale multiple testing of composite null hypotheses under heteroskedasticity. *Biometrika*, 112(2):asaf007, 2025.
- U. Gazin, R. Heller, A. Marandon, and E. Roquain. Selecting informative conformal prediction sets with false coverage rate control. *Journal of the Royal Statistical Society, Series B*, 87(4):909–929, 2025.
- L. Guan and R. Tibshirani. Prediction and outlier detection in classification problems. *Journal of the Royal Statistical Society, Series B*, 84(2):524–546, 2022.
- Y. Gui, Y. Jin, and Z. Ren. Conformal alignment: Knowing when to trust foundation models with guarantees. *Advances in Neural Information Processing Systems*, 37:73884–73919, 2024.
- Y. Gui, Y. Jin, Y. Nair, and Z. Ren. Acs: An interactive framework for conformal selection. *arXiv preprint arXiv:2507.15825*, 2025.
- R. Heller and S. Rosset. Optimal control of false discovery criteria in the two-group model. *Journal of the Royal Statistical Society, Series B*, 83(1):133–155, 2021.
- K. Huang, T. Fu, L. M. Glass, M. Zitnik, C. Xiao, and J. Sun. Deeppurpose: a deep learning library for drug–target interaction prediction. *Bioinformatics*, 36(22–23):5545–5547, 2020.
- Z. Huang. *Drug discovery research: new frontiers in the post-genomic era*. John Wiley & Sons, 2007.
- Y. Jin and E. J. Candès. Selection by prediction with conformal p-values. *Journal of Machine Learning Research*, 24(244):1–41, 2023.
- Y. Jin and E. J. Candès. Model-free selective inference under covariate shift via weighted conformal p-values. *Biometrika*, 113(1):asaf066, 2025. doi: 10.1093/biomet/asaf066.

- Y. Jin and Z. Ren. Confidence on the focal: Conformal prediction with selection-conditional coverage. *Journal of the Royal Statistical Society, Series B*, 87(4):1239–1259, 2025.
- S. Laghuvarapu, Z. Lin, and J. Sun. Codrug: Conformal drug property prediction with density estimation under covariate shift. *Advances in Neural Information Processing Systems*, 36:37728–37747, 2023.
- J. Lei, M. G’Sell, A. Rinaldo, R. J. Tibshirani, and L. Wasserman. Distribution-free predictive inference for regression. *Journal of the American Statistical Association*, 113(523):1094–1111, 2018.
- V. Levitskaya. How to boost business decisions with conformal prediction and confidence. <https://redfield.ai/conformal-prediction-for-business/>, 2023. Accessed: 2023-10-01.
- Z. Liang, M. Sesia, and W. Sun. Integrative conformal p-values for out-of-distribution testing with labelled outliers. *Journal of the Royal Statistical Society, Series B*, 86(3):671–693, 2024.
- A. Marandon, L. Lei, D. Mary, and E. Roquain. Adaptive novelty detection with false discovery rate guarantee. *The Annals of Statistics*, 52(1):157–183, 2024.
- D. Mary and E. Roquain. Semi-supervised multiple testing. *Electronic Journal of Statistics*, 16(2):4926–4981, 2022.
- Y. Nair, Y. Jin, J. Yang, and E. Candes. Diversifying conformal selections. *arXiv preprint arXiv:2506.16229*, 2025.
- H. Olsson, K. Kartasalo, N. Mulliqi, M. Capuccini, P. Ruusuvuori, H. Samaratunga, B. Delahunt, C. Lindskog, E. A. Janssen, A. Blilie, et al. Estimating diagnostic uncertainty in artificial intelligence assisted pathology using conformal prediction. *Nature communications*, 13(1):7761, 2022.
- B. Rava, W. Sun, G. M. James, and X. Tong. A burden shared is a burden halved: A fairness-adjusted approach to classification. *Journal of the American Statistical Association*, 0(ja):1–24, 2026.
- J. P. Shaffer. Multiplicity, directional (type iii) errors, and the null hypothesis. *Psychological Methods*, 7(3):356–369, 2002.
- M. A. Shehu and F. Saeed. An adaptive personnel selection model for recruitment using domain-driven data mining. *Journal of Theoretical and Applied Information Technology*, 91(1):117–130, 2016.
- M. Stephens. False discovery rates: a new deal. *Biostatistics*, 18(2):275–294, 2017.
- W. Sun and T. T. Cai. Oracle and adaptive compound decision rules for false discovery rate control. *Journal of the American Statistical Association*, 102(479):901–912, 2007.
- W. Sun and A. C. McLain. Multiple testing of composite null hypotheses in heteroscedastic models. *Journal of the American Statistical Association*, 107(498):673–687, 2012.
- J. W. Tukey. The philosophy of multiple comparisons. *Statistical Science*, 6(1):100–116, 1991.

- J. Vamathevan, D. Clark, P. Czodrowski, I. Dunham, E. Ferran, G. Lee, et al. Applications of machine learning in drug discovery and development. *Nature reviews Drug discovery*, 18(6):463–477, 2019.
- V. Vovk, A. Gammerman, and G. Shafer. *Algorithmic learning in a random world*, volume 29. Springer, 2005.
- R. Wang. Elementary proofs of several results on false discovery rate. *arXiv preprint arXiv:2201.09350*, 2022.
- A. Weinstein and A. Ramdas. Online control of the false coverage rate and false sign rate. In *International Conference on Machine Learning*, pages 10193–10202. PMLR, 2020.
- A. Weinstein and D. Yekutieli. Selective sign-determining multiple confidence intervals with fcr control. *Statistica Sinica*, 30(1):531–555, 2020.
- A. Weinstein, W. Fithian, and Y. Benjamini. Selection adjusted confidence intervals with more power to determine the sign. *Journal of the American Statistical Association*, 108(501):165–176, 2013.
- A. Weinstein, R. Barber, and E. Candès. A power and prediction analysis for knockoffs with lasso statistics. *arXiv preprint arXiv:1712.06465*, 2017.
- X. Wu, Y. Huo, H. Ren, and C. Zou. Optimal subsampling via predictive inference. *Journal of the American Statistical Association*, 119(548):2844–2856, 2024.
- G. Zhao and Z. Su. Controlling fsr in selective classification. *arXiv preprint arXiv:2311.03811*, 2023.

Online Supplementary Material for “Conformalized Large-Scale Selective Inference with Informative and Trustworthy Prediction Sets”

The supplement contains a discussion of related work (Section A), additional methodological details (Section B), proofs of the equivalence of selective inference methods (Section C), proofs of the main theoretical results (Section D), and supplementary numerical results (Section E).

A Related Work

In the context of informative selective inference, the efficacy of a method can be assessed along four key dimensions: (a) finite-sample validity, which guarantees that selectively reported prediction sets are statistically trustworthy; (b) anti-conservativeness, which ensures the FCR budget is asymptotically fully utilized; (c) informativeness, which guarantees that all reported prediction sets are scientifically meaningful; and (d) score adaptivity, which enables full exploitation of the available data. Table S.1 provides a comparative summary of existing methods and our proposed SCIP framework along these dimensions.

Table S.1: Comparisons between SCIP and various related methods based on key properties. BY-FCR: procedure proposed by [Benjamini and Yekutieli \[2005\]](#); Naive: selectively reporting the informative prediction sets without adjustment; SCOP: adjusting the selected prediction sets using SCOP proposed by [Bao et al. \[2024\]](#); JOMI: adjusting the selected prediction sets using JOMI proposed by [Jin and Ren \[2025\]](#); InfoSP, InfoSCOP: procedures for informative prediction proposed by [Gazin et al. \[2025\]](#); cfBH: procedure for conformal selection proposed by [Jin and Candès \[2023\]](#); Zhao-Su: procedure for selective classification proposed by [Zhao and Su \[2023\]](#).

Method	Finite-Sample Validity	Anti-Conservativeness	Incorporating Informativeness		Score Adaptivity
			Regression	Classification	
BY-FCR	✓	✗	✗	✗	✗
Naive	✗	✗	✓	✓	✗
SCOP	✓	✓	✗	✗	✗
JOMI	✓	✓	✗	✗	✗
InfoSP	✓	✗	✓	✓	✗
InfoSCOP	✓	✗	✓	✓	✗
cfBH	✓	✗	Partially	✗	✓
Zhao-Su	✓	✓	✗	Partially	✓
★ SCIP	✓	✓	✓	✓	✓

The remainder of this section is organized as follows. Section [A.1](#) presents a literature review of related work. Section [A.2](#) provides a detailed comparison between SCIP and InfoSP, highlighting their differences and clarifying our contributions.

A.1 Literature review

First, the seminal work of [Benjamini and Yekutieli \[2005\]](#) introduced the concept of FCR and highlighted a potential contradiction in the selection-adjustment paradigm: parameters initially deemed “interesting” during selection may lose their significance after post-selection adjustment, as their confidence intervals may include “uninteresting” values. They addressed this issue by applying the BH procedure at selection stage and the BY-FCR procedure in adjusting the selected confidence intervals. This combination ensures both FCR control and consistency throughout the decision process. However, BY-FCR is shown to produce conservative empirical FCR levels (cf. [Weinstein et al., 2013](#)) and does not explicitly account for informativeness constraints.

Second, informativeness notion has been explored in classical selective inference. For example, multiple testing with composite nulls [[Sun and McLain, 2012](#), [Gang and Banerjee, 2025](#)] involves pre-specified indifference regions, where parameters within certain ranges are considered scientifically uninteresting, closely aligning with the concept of informativeness. Multiple testing with confident directions [[Tukey, 1991](#), [Stephens, 2017](#)], knockoff inference with directional FDR control [[Barber and Candès, 2019](#)], and sign-determining and localized selective confidence intervals [[Weinstein et al., 2013](#), [Weinstein and Yekutieli, 2020](#), [Weinstein and Ramdas, 2020](#)] all reflect the notion of informativeness, which explicitly requires reporting only non-null effects that are confidently positive or negative. However, these approaches are not directly applicable to modern conformal settings.

Third, our work advances the field of selective conformal prediction, which constructs prediction sets for selected test units. The SCOP method [[Bao et al., 2024](#)] introduced a post-selection calibration strategy to mitigate the conservativeness of BY-FCR, but it limits to threshold-based selection rules and cannot accommodate general informativeness constraints. The JOMI method [[Jin and Ren, 2025](#)] overcomes this limitation by building the post-selection calibration set via swapping technique. Despite its elegant framework, it still

faces the challenge that adjusted prediction sets may violate informativeness constraints (see the illustrative example in Section 1.2). The **InfoSP** method [Gazin et al., 2025] resolves this issue within the **BY-FCR** framework. Nevertheless, it suffers from the inefficiency in constructing the informative prediction sets and the conservativeness in controlling the FCR, yielding lower statistical power in practice. In contrast, **SCIP** offers a novel selection paradigm, directly excluding prediction sets that are either uninformative or prone to under-coverage. It ensures both informativeness and trustworthiness while exhibiting higher power relative to **InfoSP**.

Finally, the formulation of FCR control with informativeness constraints provides a unifying framework (cf. Section 2) that encompasses various selective inference tasks, including outlier detection [Bates et al., 2023, Marandon et al., 2024, Liang et al., 2024], selective classification [Rava et al., 2026, Zhao and Su, 2023], and conformal selection [Jin and Candès, 2023, 2025, Gui et al., 2024, 2025]. The **SCIP** framework thus offers a comprehensive solution to these previously fragmented problems. Particularly, while existing methods are often constrained by pre-specified intervals or categories, the data-driven informative set constructor and trust-score mechanism offers flexibility to deal with general informativeness requirements and be applicable to both classification and regression tasks. It recovers and frequently outperforms existing methods, as demonstrated through various examples in Section 5.

A.2 Detailed comparison with InfoSP

We first briefly introduce the **InfoSP** procedure and then compare it with our **SCIP** (i.e., **InfoSP+**) procedure.

Let $\tilde{q}_{n+j} = \tilde{q}(X_{n+j}; \mathcal{D}^{\text{cal}})$ denote the \mathcal{I} -adjusted p -values for $j \in [m]$. **InfoSP** uses these p -values to rank the test units for selection, with the threshold determined by the BH procedure:

$$\hat{k} = \max \left\{ k \in [m] : \sum_{j=1}^m \mathbb{I}(\tilde{q}_{n+j} \leq \alpha k/m) \geq k \right\}, \quad \hat{\tau}_{\text{bh}} = \alpha \hat{k}/m.$$

InfoSP reports the set of intervals $\{\mathcal{C}_{n+j}^{\text{CP}; \hat{\tau}_{\text{bh}}} : \tilde{q}_{n+j} \leq \hat{\tau}_{\text{bh}}\}$, which ensures both the informativeness constraint and FCR control simultaneously.

Both **InfoSP** and **InfoSP+** are designed to handle general informativeness constraints, but **InfoSP+** improves upon **InfoSP** in power. This power gain stems from two sources.

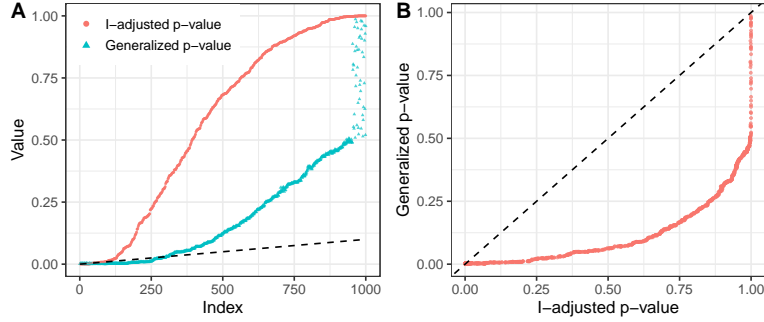


Figure S.1: Comparison of two p -values. The setting follows Figure 2 with $\eta = 1$. Black dashed lines in subplot-A and -B are $y = x\alpha/m$ and $y = x$, respectively.

First, SCIP fully utilizes the error budget (Theorem 4), overcoming the conservativeness of InfoSP. This advantage arises from the construction of the *generalized conformal p-value*, which is built upon a *trust score* that directly quantifies the likelihood of the non-covering event $\{Y \notin \mathcal{C}^{\mathcal{I}}(X)\}$. By directly targeting the event that defines a false coverage, the trust score provides a more accurate and adaptive measure for error control, enabling the FCR budget to be nearly exhausted. In contrast, the \mathcal{I} -adjusted p -values are derived by inverting the condition $\mathcal{C}^{\text{CP},q}(X) \in \mathcal{I}$ and therefore lack a direct probabilistic link to the event of non-coverage. Consequently, InfoSP tends to be more conservative and leaves a substantial portion of the FCR budget unused. This conservativeness of the \mathcal{I} -adjusted p -values is illustrated in Figure S.1.

Second, InfoSP assigns every reported prediction set the same marginal coverage level, $\alpha k/m$. In contrast, InfoSP+ constructs prediction sets with test-point-specific marginal coverage levels by leveraging the truncated \mathcal{I} -adjusted p -values. This adaptivity makes it possible to consider many candidate prediction sets that were previously excluded by InfoSP. Notably, many of these newly considered candidates exhibit high reliability, allowing them to be selected without inflating the FCR. Consequently, a substantially larger number of informative prediction sets can be reported, which is another key source of the power gain.

B Extension: Classifier on Positive Unlabeled Data

To fully leverage the available data (or when an independent training set is unavailable), we discuss a method that trains the classifier on the mixed sample using a *positive-unlabeled*

(*PU learning*) approach. Specifically, units in $\{i \in \mathcal{D}^{\text{cal}} : Y_i \in \mathcal{C}(X_i)\}$ are treated as the *positive sample* and assigned the label $\bar{A}_i = 1$, while the remaining units in the mixed sample are treated as the *unlabeled sample* and assigned $\bar{A}_i = -1$. We train the classifier via ERM with the objective function

$$\hat{\mathcal{L}}_{\text{pu}}(\mathcal{D}^{\text{mix}}; g, l) = \frac{1}{n+m} \sum_{i=1}^{n+m} \lambda \cdot \mathbb{I}(\bar{A}_i = 1) \cdot \ell(1, g(X_i)) + \mathbb{I}(\bar{A}_i = -1) \cdot \ell(-1, g(X_i)).$$

Let g_{pu}^* be the minimizer of the population objective function $\mathcal{L}_{\text{pu}}(g, l) = \mathbb{E}[\hat{\mathcal{L}}_{\text{pu}}(\mathcal{D}^{\text{mix}}; g, l)]$ over all measurable functions from \mathcal{X} to \mathbb{R} . Following Lemma 4.3 of [Marandon et al. \[2024\]](#), g_{pu}^* is a strictly increasing transformation of T^{ora} under mild conditions. In practice, we can minimize the empirical objective function to obtain \hat{g}_{pu} as the trust score.

The permutation-invariance condition in Definition 1 does not hold for \hat{g}_{pu} because the positive sample is extracted from the calibration data for training. Consequently, FCR control is not straightforward. The following proposition shows that the proposed algorithm maintains FCR control under a slightly stricter condition.

Proposition S.1. Suppose that Assumption 1 holds, the informative set constructor is permutation-invariant, and $\mathbb{I}\{Y_i \notin \mathcal{C}(X_i)\}$, $i \in [n+m]$, are independent Bernoulli variables with probability π_0^* . Then Algorithm S.2 with the PU-learned score \hat{g}_{pu} controls the FCR at level α .

C Equivalence Proofs

C.1 The self-consistent reformulation of the BH procedure

Let p_1, \dots, p_m be a set of p-values. Consider the following two procedures.

- Procedure 1 (BH, [Benjamini and Hochberg, 1995](#)):

$$\hat{k} = \max \left\{ i : p_{(i)} \leq \frac{i}{m} \alpha \right\}, \quad \mathcal{S}_1 = \{j \in [m] : p_j \leq p_{(\hat{k})}\},$$

where $p_{(1)} \leq \dots \leq p_{(m)}$ are the ordered p-values.

- Procedure 2 (self-consistent, [Blanchard and Roquain, 2009](#)):

$$\hat{\alpha} = \max \left\{ a \in [0, 1] : \frac{\alpha}{m} \sum_{j=1}^m \mathbb{I}(p_j \leq a) \geq a \right\}, \quad \mathcal{S}_2 = \{j \in [m] : p_j \leq \hat{\alpha}\}.$$

“Self-consistent” means that the threshold and the number of rejections it produces are in agreement: $\hat{\alpha} = (\alpha/m)r(\hat{\alpha})$.

We aim to show that $\mathcal{S}_1 = \mathcal{S}_2$.

Remark S.1. This result is well known and straightforward to establish, yet we could not locate a reference that rigorously documents the equivalence. We therefore include a proof here for completeness.

Proof of equivalence. Let $p_{(1)} \leq \dots \leq p_{(m)}$ be the ordered p-values and define $r(a) = \sum_{j=1}^m \mathbb{I}(p_j \leq a)$, the number of p-values that are less than or equal to a .

We first show that $\hat{\alpha} = \alpha\hat{k}/m$. Indeed, since $p_{(\hat{k})} \leq \alpha\hat{k}/m$, we have $r(\alpha\hat{k}/m) \geq \hat{k}$, and therefore $\alpha/m \times r(\alpha\hat{k}/m) \geq \alpha\hat{k}/m$. So $a = \alpha\hat{k}/m$ is feasible in the definition of $\hat{\alpha}$, which implies $\hat{\alpha} \geq \alpha\hat{k}/m$.

Conversely, let $a \in [0, 1]$ be any feasible value, and let $k = r(a)$. Then $p_{(k)} \leq a$, and feasibility gives $a \leq (\alpha/m)r(a) = (\alpha/m)k$. Hence $p_{(k)} \leq \alpha k/m$. so k satisfies the BH condition. By maximality of \hat{k} , we must have $k \leq \hat{k}$. Therefore, $a \leq (\alpha/m)k \leq \alpha\hat{k}/m$. Since this holds for every feasible a , it follows that $\hat{\alpha} \leq \alpha\hat{k}/m$. Combining the two inequalities yields $\hat{\alpha} = \alpha\hat{k}/m$.

It remains to compare the rejection sets. Since $p_{(\hat{k})} \leq \hat{\alpha}$, we have $\mathcal{S}_1 \subseteq \mathcal{S}_2$. On the other hand, $|\mathcal{S}_2| = r(\hat{\alpha}) \leq \hat{k}$ by the argument above applied to the feasible value $a = \hat{\alpha}$. Also, $|\mathcal{S}_1| = \hat{k}$. Hence $|\mathcal{S}_2| \leq |\mathcal{S}_1|$, and therefore $\mathcal{S}_1 = \mathcal{S}_2$. \square

C.2 Equivalence between SCIP and cfBH in one-sided conformal selection

Consider conformal selection with a one-sided null hypothesis $H_{0,j} : Y_{n+j} \leq 0$ [Jin and Candès, 2023]. Let $V^\downarrow(x, y)$ be a monotone score such that $V^\downarrow(x, y) \leq V^\downarrow(x, y')$ whenever $y > y'$. The generalized conformal p-values are defined as

$$p_j^{\text{jc}} = \frac{\sum_{i=1}^n \mathbb{I}(V_i^\downarrow > V^\downarrow(X_{n+j}, 0)) + \{1 + \sum_{i=1}^n \mathbb{I}(V_i^\downarrow = V^\downarrow(X_{n+j}, 0))\}U_j}{n+1}, \quad (\text{S.1})$$

for $j \in [m]$, where $U_j \sim \text{Unif}(0, 1)$ are independent tie-breaking variables and $V_i^\downarrow = V^\downarrow(X_i, Y_i)$ for $i \in [n]$. It can be verified that these p-values satisfy

$$\begin{aligned} \Pr(p_j^{\text{jc}} \leq \alpha, Y_{n+j} \leq 0) &\stackrel{(i)}{\leq} \Pr(p_j^{\text{CP}}(Y_{n+j}; V^\downarrow) \leq \alpha, Y_{n+j} \leq 0) \\ &\stackrel{(ii)}{\leq} \Pr(p_j^{\text{CP}}(Y_{n+j}; V^\downarrow) \leq \alpha) \stackrel{(iii)}{=} \alpha + O(1/n), \end{aligned} \quad (\text{S.2})$$

where step (i) follows from monotonicity, and step (iii) is a standard result of split conformal prediction [Angelopoulos et al., 2024]. The cfBH procedure, which applies BH to the generalized p -values, is summarized in Algorithm S.1.

Jin and Candès [2023] showed that equipping cfBH with the clipped score, $V_{\text{clp}}(x, y) = \hat{\mu}(x) - c_0 - 2M \times \mathbb{I}(y > c_0)$ (with $M \geq \sup_x |\hat{\mu}(x)|$ sufficiently large and $\hat{\mu}$ being learned independently), makes cfBH asymptotically anti-conservative.

The conformal p -value in (S.1) with the clipped score becomes

$$p_j^{\text{jc}} = \frac{\sum_{i=1}^n \mathbb{I}\{V(X_i, Y_i) > V(X_{n+j}, 0)\} + \{1 + \mathbb{I}\{V(X_i, Y_i) = V(X_{n+j}, 0)\}\} U_j}{n + 1}$$

$$\stackrel{(i)}{=} \frac{\sum_{i=1}^n \mathbb{I}(Y_i \leq 0) \mathbb{I}\{\hat{\mu}(X_i) > \hat{\mu}(X_{n+j})\} + \{1 + \mathbb{I}(Y_i \leq 0) \mathbb{I}\{\hat{\mu}(X_i) = \hat{\mu}(X_{n+j})\}\} U_j}{n + 1},$$

where step (i) follows because $V(X_i, Y_i) < V(X_{n+j}, 0)$ whenever $Y_i > 0$, provided $M \geq \sup_x |\hat{\mu}(x)|$.

Recall the generalized conformal p -value constructed from the trust score $T(x, \mathcal{C}^{\mathcal{I}}(x)) = \hat{\mu}(x)$, as defined in (9) of the main text:

$$p_j^{\text{GC}} = \frac{\sum_{i=1}^n \mathbb{I}(Y_i \notin \mathcal{C}_i^{\mathcal{I}}, T_i > T_{n+j}) + \{1 + \sum_{i=1}^n \mathbb{I}(Y_i \notin \mathcal{C}_i^{\mathcal{I}}, T_i = T_{n+j})\} \cdot U_j}{1 + n}.$$

One can verify that p_j^{jc} and p_j^{GC} coincide exactly, which establishes the equivalence. Notably, our construction follows a principled, generic strategy that uses a trust score to directly capture the non-covering event, in contrast to the less straightforward, clever but non-standard derivation in Jin and Candès [2023].

Algorithm S.1 cfBH proposed by [Jin and Candès, 2023].

Input: Calibration data $\mathcal{D}^{\text{cal}} = \{(X_i, Y_i), i \in [n]\}$; Test data $\mathcal{D}^{\text{te}} = \{X_{n+j}, j \in [m]\}$; Monotone non-conformity score $V^\downarrow(x, y)$; Target FDR level α .

- 1: Compute $V_i^\downarrow = V^\downarrow(X_i, Y_i)$ for $i \in [n]$ and $V_{n+j}^\downarrow = V^\downarrow(X_{n+j}, 0)$ for $j \in [m]$;
- 2: Calculate p -values p_j^{JC} as in (S.1) for $j \in [m]$;
- 3: Calculate $\hat{\alpha}$ by applying α -level BH procedure on $\{p_j^{\text{JC}}, j \in [m]\}$ as in (10);

Output: The selection set $\mathcal{S} = \{j: p_j^{\text{JC}} \leq \hat{\alpha}\}$.

C.3 Equivalence between SCIP and procedures in selective classification

In this subsection, we first connect the selection set produced by the BH procedure to that produced by the counting knockoff procedure [Weinstein et al., 2017], and then present the

equivalence between SCIP and the two procedures in the context of selective classification [Rava et al., 2026, Zhao and Su, 2023].

1. Connection between BH and the counting knockoff procedure.

Fix an informative set constructor $\mathcal{C}^{\mathcal{I}}$ and a trust score T . Let $\mathcal{C}_i^{\mathcal{I}} = \mathcal{C}^{\mathcal{I}}(X_i)$ and $T_i = T(X_i, \mathcal{C}_i^{\mathcal{I}})$ for $i \in [n + m]$. Consider the *deterministic* version of (9), obtained by setting $U_j \equiv 1$:

$$p_j^{\text{psdt}} = \frac{\sum_{i=1}^n \mathbb{I}(Y_i \notin \mathcal{C}_i^{\mathcal{I}}, T_i \geq T_{n+j}) + 1}{n + 1}.$$

Applying the BH procedure to $\{p_j^{\text{psdt}}\}_{j=1}^m$ yields

$$\hat{\alpha}^{\text{dt}} = \max \left\{ a \in [0, 1] : \frac{\alpha}{m} \sum_{j=1}^m \mathbb{I}(p_j^{\text{psdt}} \leq a) \geq a \right\},$$

and the selection set $\mathcal{S}^{\text{dt}} = \{j \in [m] : p_j^{\text{psdt}} \leq \hat{\alpha}^{\text{dt}}\}$, with reported prediction sets $\{\mathcal{C}_{n+j}^{\mathcal{I}} : j \in \mathcal{S}^{\text{dt}}\}$. Since the deterministic generalized conformal p -values are pointwise larger than the original randomized ones, this reporting rule still controls the FCR.

Now consider the counting knockoff procedure [Weinstein et al., 2017]:

$$\mathcal{S}^{\text{ck}} = \{j \in [m] : T_{n+j} \geq \hat{\tau}^{\text{ck}}\}, \text{ where}$$

$$\hat{\tau}^{\text{ck}} = \min \left\{ \tau \in \{T_{n+j}\}_{j=1}^m : \widehat{\text{FDP}}(\tau) \leq \alpha \right\}; \quad (\text{S.3})$$

$$\widehat{\text{FDP}}(\tau) = \frac{1 + \sum_{i=1}^n \mathbb{I}\{Y_i \notin \mathcal{C}_i^{\mathcal{I}}, T_i \geq \tau\}}{1 \vee \sum_{j=1}^m \mathbb{I}\{T_{n+j} \geq \tau\}} \cdot \frac{m}{n + 1}. \quad (\text{S.4})$$

The next lemma, adapted from Lemma 2.2 of Mary and Roquain [2022], establishes the equivalence of the two selection sets.

Lemma S.1. Fix the informative set constructor $\mathcal{C}^{\mathcal{I}}$ and the trust score T . Then the selection sets output by the BH procedure with deterministic p -values and by the counting knockoff procedure coincide: $\mathcal{S}^{\text{dt}} = \mathcal{S}^{\text{ck}}$.

2. Equivalence between SCIP and FASI.

We first describe a simplified version of FASI (without sensitive attributes), a procedure for selective classification [Rava et al., 2026]. FASI uses a score function $S^y(x)$ that estimates the probability of feature x belonging to class y . The goal is to select test units belonging to

a specific class $y_0 \in [K]$ via the following construction:

$$\widehat{Q}_j^{y_0} = \frac{1 + \sum_{i=1}^n \mathbb{I}\{Y_i \neq y_0, S^{y_0}(X_i) \geq S^{y_0}(X_{n+j})\}}{1 \vee \sum_{j'=1}^m \mathbb{I}\{S^{y_0}(X_{n+j'}) \geq S^{y_0}(X_{n+j})\}} \frac{m}{n+1}, \quad j \in [m]. \quad (\text{S.5})$$

A test unit j is selected iff $S^{y_0}(X_{n+j}) \geq \widehat{\tau}^{\text{FASI}}$, where

$$\widehat{\tau}^{\text{FASI}} = \min \{S^{y_0}(X_{n+j}) : \widehat{Q}_j^{y_0} \leq \alpha, j \in [m]\}. \quad (\text{S.6})$$

Denote $\mathcal{S}^{\text{FASI}} = \{j \in [m] : S^{y_0}(X_{n+j}) \geq \widehat{\tau}^{\text{FASI}}\}$. Within the SCIP framework, set $\mathcal{C}^{\mathcal{I}} = \{y_0\}$ and $T(x, \mathcal{C}^{\mathcal{I}}(x)) = S^{y_0}(x)$. Then $\widehat{Q}_j^{y_0} = \widehat{\text{FDP}}(S^{y_0}(X_{n+j}))$, and the operation defined in (S.5)–(S.6) is equivalent to that in (S.3). Consequently, $\mathcal{S}^{\text{FASI}} = \mathcal{S}^{\text{dt}}$, with selected units assigned to class y_0 .

3. Equivalence between SCIP and the method of Zhao and Su [2023].

The procedure proposed by Zhao and Su [2023] extends FASI to selection across all K classes. Suppose an estimated probability function $\widehat{\text{Pr}}$ is available. The procedure first computes a preliminary decision $\widehat{Y}_i = \arg \max_y \widehat{\text{Pr}}(Y = y \mid X = X_i)$ and a score $S_i = S(X_i) = \max_y \widehat{\text{Pr}}(Y = y \mid X = X_i)$ for each $i \in [n+m]$, where 0 denotes abstention. Then, for $j \in [m]$, define

$$\widehat{Q}_j^{\text{ZS}} = \frac{1 + \sum_{i=1}^n \mathbb{I}\{Y_i \neq \widehat{Y}_i, S(X_i) \geq S(X_{n+j})\}}{1 \vee \sum_{j'=1}^m \mathbb{I}\{S(X_{n+j'}) \geq S(X_{n+j})\}} \frac{m}{n+1}. \quad (\text{S.7})$$

The j -th test unit is assigned to class \widehat{Y}_{n+j} iff $S(X_{n+j}) \geq \widehat{\tau}^{\text{ZS}}$, where

$$\widehat{\tau}^{\text{ZS}} = \min \{S(X_{n+j}) : \widehat{Q}_j^{\text{ZS}} \leq \alpha, j \in [m]\}. \quad (\text{S.8})$$

The reported sets are $\{\widehat{Y}_{n+j} : j \in \mathcal{S}^{\text{ZS}}\}$ with $\mathcal{S}^{\text{ZS}} = \{j \in [m] : S(X_{n+j}) \geq \widehat{\tau}^{\text{ZS}}\}$.

Within the SCIP framework, set $\mathcal{C}^{\mathcal{I}}(x) = \{\arg \max_y \widehat{\text{Pr}}(Y = y \mid X = x)\}$ and $T(x, \mathcal{C}^{\mathcal{I}}(x)) = \max_y \widehat{\text{Pr}}(Y = y \mid X = x)$. Then $\widehat{Q}_j^{\text{ZS}} = \widehat{\text{FDP}}(S(X_{n+j}))$, and the operation in (S.7)–(S.8) is equivalent to that in (S.3). Consequently, $\mathcal{S}^{\text{ZS}} = \mathcal{S}^{\text{dt}}$, with the j -th unit assigned to class \widehat{Y}_{n+j} .

D Technical Proofs

D.1 Preliminaries

For a set or sequence of real values $\{a_1, \dots, a_n\}$, we denote by $\{a_1, \dots, a_n\}_\zeta$ the unordered multiset of these values (allowing duplicates), disregarding the original ordering. We assume that the training set is fixed.

Let $\{V_1, \dots, V_n, \dots, V_{n+m}\}$ is a sequence of score values. For $j \in [m]$, the conformal p -values are given by

$$\tilde{p}_j = \frac{\sum_{i=1}^n \mathbb{I}(V_i > V_{n+j}) + U_j \{1 + \sum_{i=1}^n \mathbb{I}(V_i = V_{n+j})\}}{n+1}, \quad (\text{S.9})$$

where $U_j \sim \text{Unif}(0, 1)$ are independent uniform variables to break ties. The following proposition generalizes Theorem A.1 in [Marandon et al. \[2024\]](#) by allowing ties.

Proposition S.2. Fix some $j \in [m]$. Suppose that $\{V_1, \dots, V_n, V_{n+j}\}$ is exchangeable conditionally on $\{V_{n+j'} : j' \in [m], j' \neq j\}$. Define an algebra

$$W_j = \left\{ \{V_1, \dots, V_n, V_{n+j}\}_\zeta, \{V_{n+j'} : j' \in [m], j' \neq j\}, \{U_{j'} : j' \in [m], j' \neq j\} \right\}.$$

We further denote $v_{(1)}^j > \dots > v_{(L^j)}^j$ to be the values without duplicate corresponding to $\{V_1, \dots, V_n, V_{n+j}\}_\zeta$, $s_l^j = |\{i \in [n] \cup \{n+j\} : V_i = v_{(l)}^j\}|$, $l \in [L^j]$, and $s_0^j = 0$. In scenarios without ties, we have $L^j = n+1$ and $s_l^j = 1$ for $l \in [L^j]$. Define l_j as the index such that $V_{n+j} = v_{(l_j)}^j$. Then, it follows that

- (1) \tilde{p}_j is measurable with respect to $\{U_j, l_j, W_j\}$;
- (2) \tilde{p}_j is independent of W_j and $\tilde{p}_j \sim \text{Unif}(0, 1)$;
- (3) The pair (U_j, l_j) is measurable with respect to $\{\tilde{p}_j, W_j\}$;
- (4) For $j' \neq j$, $\tilde{p}_{j'}$ is measurable with respect to $\{W_j, \tilde{p}_j\}$; In addition, given W_j , $\tilde{p}_{j'}$ is non-decreasing with respect to \tilde{p}_j .
- (5) For any non-decreasing set $D \subseteq [0, 1]^m$, the function $\text{pr}\{(\tilde{p}_1, \dots, \tilde{p}_m) \in D \mid \tilde{p}_j = t\}$ is non-decreasing with respect to t .

Proof of the proposition. For the simplicity of notation, we omit the superscript j on s_l^j , L^j , and $v_{(l)}^j$ in the subsequent proof.

Proof of (1): The conformal p -value \tilde{p}_j can be expressed as

$$\tilde{p}_j = \frac{\sum_{l=0}^{l_j-1} s_l + U_j s_{l_j}}{n+1}.$$

Since $\{s_l, l \in [L]\}$ is measurable with respect to W_j , the conformal p -value \tilde{p}_j is measurable with respect to $\{U_j, l_j, W_j\}$.

Proof of (2): As the elements in $\{V_1, \dots, V_n, V_{n+j}\}$ are exchangeable conditional on $\{V_{n+j'}, j' \in [m], j' \neq j\}$ and the uniform variables $\{U_{j'}, j' \in [m], j' \neq j\}$ are independent of the scores, it follows from the arguments in Proposition 2.2 of [Angelopoulos et al. \[2024\]](#) that

$$\text{pr}(l_j = l \mid W_j) = \frac{s_l}{n+1}, \quad \forall l \in [L]. \quad (\text{S.10})$$

For $t \in (0, 1)$, we define $l_t^* = \max\{l \in [L] \cup \{0\} : \sum_{l'=0}^l s_{l'} < (n+1)t\}$. By the definition of l_t^* , it follows that $\sum_{l=0}^{l_t^*} s_l < (n+1)t$ and $\sum_{l=0}^{l_t^*+1} s_l \geq (n+1)t$. Then, for any $t \in [0, 1]$ we have

$$\begin{aligned} \text{pr}\{\tilde{p}_j \leq t \mid W_j\} &= \text{pr}\{l_j \leq l_t^* \mid W_j\} + \text{pr}\{l_j = l_t^* + 1, s_{l_t^*+1} U_j \leq (n+1)t - \sum_{l=0}^{l_t^*} s_l \mid W_j\} \\ &= \frac{\sum_{l=0}^{l_t^*} s_l}{n+1} + \frac{(n+1)t - \sum_{l=0}^{l_t^*} s_l}{s_{l_t^*+1}} \times \frac{s_{l_t^*+1}}{n+1} = t, \end{aligned} \quad (\text{S.11})$$

which implies that $\tilde{p}_j \mid W_j \sim \text{Unif}(0, 1)$. Hence \tilde{p}_j is marginally uniform and independent of W_j .

Proof of (3): Since $U_j \in (0, 1)$, we can recover (l_j, U_j) from (W_j, \tilde{p}_j) by

$$\begin{aligned} l_j &= \max\{l \in [L] : \sum_{l'=0}^{l-1} s_{l'} < (n+1)\tilde{p}_j\}, \\ U_j &= \frac{(n+1)\tilde{p}_j - \sum_{l=0}^{l_j-1} s_l}{s_{l_j}}. \end{aligned}$$

In addition, the first equality implies that l_j is non-decreasing in \tilde{p}_j given W_j .

Proof of (4): For any $j' \neq j$, the conformal p -value $\tilde{p}_{j'}$ can be expressed as

$$\begin{aligned} (n+1)\tilde{p}_{j'} &= \sum_{v \in \{V_1, \dots, V_n, V_{n+j}\}_s} \left\{ \mathbb{I}(v > V_{n+j'}) + U_{j'} \cdot \mathbb{I}(v = V_{n+j'}) \right\} + U_{j'} \\ &\quad - \mathbb{I}(v_{(l_j)} > V_{n+j'}) - U_{j'} \cdot \mathbb{I}(v_{(l_j)} = V_{n+j'}). \end{aligned}$$

Thus, it is measurable with respect to $\{l_j, W_j\}$. Provided that l_j is measurable with respect to $\{W_j, \tilde{p}_j\}$, we have $\tilde{p}_{j'}$ is measurable with respect to $\{W_j, \tilde{p}_j\}$.

Furthermore, since

$$\mathbb{I}(v_{(l_j)} > V_{n+j'}) + U_{j'} \cdot \mathbb{I}(v_{(l_j)} = V_{n+j'}) = (1 - U_{j'})\mathbb{I}(v_{(l_j)} > V_{n+j'}) + U_{j'}\mathbb{I}(v_{(l_j)} \geq V_{n+j'})$$

is non-increasing in l_j , then $\tilde{p}_{j'}$ is non-decreasing in l_j given W_j . Since l_j is non-decreasing in \tilde{p}_j given W_j , we conclude that $\tilde{p}_{j'}$ is non-decreasing in \tilde{p}_j given W_j .

Proof of (5): We have established that $\tilde{p}_j \perp W_j$ in the second property, which implies that

$$\text{pr}\{(\tilde{p}_1, \dots, \tilde{p}_m) \in D \mid \tilde{p}_j = t\} = \mathbb{E}_{W_j} [\text{pr}\{(\tilde{p}_1, \dots, \tilde{p}_m) \in D \mid \tilde{p}_j = t, W_j\}].$$

Provided that for any $j' \in [m]$, $\tilde{p}_{j'}$ is measurable with respect to (W_j, \tilde{p}_j) and is non-decreasing with respect to \tilde{p}_j given W_j , it follows that $\text{pr}\{(\tilde{p}_1, \dots, \tilde{p}_m) \in D \mid \tilde{p}_j = t, W_j\}$ is non-decreasing in t . The proof is complete by integration. \square

We provide a lemma which characterizes the property of the oracle conformal p -values with exchangeable data and permutation-invariant score function. The first property was established in Lemma 3.2 of [Marandon et al. \[2024\]](#). The second property is a direct corollary of (2) in Proposition [S.2](#).

Lemma S.2. Let $V_i = V(X_i, Y_i)$ for $i \in [n + m]$. If Assumption [1](#) holds and the score V is permutation-invariant, it follows that (1) (V_1, \dots, V_{n+m}) is exchangeable conditionally on \mathcal{D}^{tr} ; (2) and the oracle conformal p -value $p_j^{\text{CP}}(Y_{n+j}; V) \sim \text{Unif}(0, 1)$.

D.2 Proof of Proposition [1](#)

Let $\tilde{T}(x, y) := \mathbb{I}\{y \notin \mathcal{C}^{\mathcal{I}}(x)\} \cdot T(x, \mathcal{C}^{\mathcal{I}}(x))$. Given that the trust score is always positive, the generalized conformal p -value, p_j^{GC} , equals $p_j^{\text{CP}}(Y_{n+j}; \tilde{T})$ conditionally on $H_{0,j}$ is true. Thus, we have

$$\text{pr}(p_j^{\text{GC}} \leq \alpha, H_{0,j}) = \text{pr}\{p_j^{\text{CP}}(Y_{n+j}; \tilde{T}) \leq \alpha, H_{0,j}\} \leq \text{pr}\{p_j^{\text{CP}}(Y_{n+j}; \tilde{T}) \leq \alpha\}. \quad (\text{S.12})$$

Provided that both $\mathcal{C}^{\mathcal{I}}$ and T are permutation-invariant, the composite function \tilde{T} is permutation-invariant as well. Thus, according to Lemma [S.2](#), we have $p_j^{\text{CP}}(Y_{n+j}; \tilde{T}) \sim \text{Unif}(0, 1)$. Com-

binning it with (S.12) yields that

$$\Pr(p_j^{\text{GC}} \leq \alpha, H_{0,j}) \leq \Pr\{p_j^{\text{CP}}(Y_{n+j}; \tilde{T}) \leq \alpha\} = \alpha,$$

which completes the proof.

D.3 Proof of Proposition 2

We first introduce the PRDS property [Benjamini and Yekutieli, 2001]:

Definition S.1. A sequence of random variables $\{x_j, j \in [m]\}$ is said to be PRDS on a subset $\mathcal{H} \subseteq [m]$ if, for any $j' \in \mathcal{H}$ and non-decreasing measurable set $D \subseteq [0, 1]^m$, the function $u : [0, 1] \rightarrow \Pr\{(x_j, j \in [m]) \in D \mid x_{j'} = u\}$ is non-decreasing. Here, we say a set non-decreasing if for any $x \in D$ and $x' \in [0, 1]^m$, $x' > x$ (in the coordinate sense) implies that $x' \in D$.

Here, we consider three variants of the PRDS property for the sequence of generalized conformal p -values. Notably, Proposition 2 corresponds to statement (b).

Lemma S.3. Let $\mathbf{p}^{\text{GC}} = (p_j^{\text{GC}}, j \in [m])$ be the sequence of generalized conformal p -values and $\mathbf{p}_{j \rightarrow \text{OC}}^{\text{GC}}$ be the sequence obtained by replacing the j -th element of \mathbf{p}^{GC} with the oracle one $p_j^{\text{OC}} = p_j^{\text{CP}}(Y_{n+j}; \tilde{T})$. Here, \tilde{T} is the score defined in the proof of Proposition 1. Let n_0 denote the number of “null units” in the calibration data. Under Assumptions 1 and assuming that both the informative set constructor and the trust score function are permutation-invariant to $\{Z_i\}_{i=1}^{n+m}$, it follows that

- (a) The sequence $\{p_j^{\text{CP}}(Y_{n+j}; \tilde{T}), j \in [m]\}$ is PRDS on set $\{1, \dots, m\}$.
- (b) The sequence $\mathbf{p}_{j \rightarrow \text{OC}}^{\text{GC}}$ is PRDS on $\{j\}$.
- (c) Conditional on $H_{0,j}$ is true and n_0 , the sequence \mathbf{p}^{GC} is PRDS on $\{j\}$.

Part (a) is an extension of Theorem 3.3 in Marandon et al. [2024] that allows for ties. Part (b) extends Lemma 5 of Jin and Candès [2023]. It characterizes the correlation structure within the sequence of generalized p -values under $H_{0,j}$, which facilitates the standard leave-one-out technique for establishing finite-sample FCR control. Part (c) is useful in the proof of Proposition S.1.

Proof of (a): The oracle conformal p -value $p_j^{\text{CP}}(Y_{n+j}; \tilde{T})$ coincides with the conformal p -value defined in (S.9) by setting $V_i = \tilde{T}(X_i, Y_i)$. As both $\mathcal{C}^{\mathcal{I}}$ and T are permutation-invariant, the composite function $\tilde{T}(x, y) = \mathbb{I}(y \notin \mathcal{C}^{\mathcal{I}}(x)) \times T(x, \mathcal{C}^{\mathcal{I}}(x))$ is permutation-invariant as well. According to Lemma S.2, it follows that $\{\tilde{T}(X_i, Y_i), i \in [n + m]\}$ is exchangeable. Thus, directly applying the fifth property of Proposition S.2 yields the result.

Proof of (b): The p -value sequence $\mathbf{p}_{j \rightarrow \text{OC}}^{\text{GC}}$ equals the sequence of conformal p -values built on score values $\{\tilde{T}_1, \dots, \tilde{T}_n, T_{n+1}, \dots, T_{n+j-1}, \tilde{T}_{n+j}, T_{n+j+1}, \dots, T_{n+m}\}$. As both \tilde{T} and T are permutation-invariant, $\{(T_i, \tilde{T}_i), i \in [n + m]\}$ is an exchangeable sequence. Consequently, we have

$$\{\tilde{T}_i, i \in [n] \cup \{n + j\}\} \text{ is exchangeable conditional on } \{T_{n+j'}, j' \in [m], j' \neq j\}.$$

Applying (5) of Proposition S.2, we conclude that

$$\text{pr}\{(p_1^{\text{GC}}, \dots, p_{j-1}^{\text{GC}}, p_j^{\text{CP}}(Y_{n+j}; \tilde{T}), p_{j+1}^{\text{CP}}, \dots, p_m^{\text{GC}}) \in D \mid p_j^{\text{CP}}(Y_{n+j}; \tilde{T}) = t\}$$

is non-decreasing in t .

Proof of (c): Define the algebra

$$\tilde{W}_j = \left\{ \{\tilde{T}_1, \dots, \tilde{T}_n, \tilde{T}_{n+j}\}_{\mathcal{S}}, \{T_{n+j'}, j' \in [m], j' \neq j\}, \{U_{n+j'}, j' \in [m], j' \neq j\} \right\}. \quad (\text{S.13})$$

Denote $v_{(1)}^j > \dots > v_{(L^j)}^j$ to be the values without duplicate corresponding to $\{\tilde{T}_1, \dots, \tilde{T}_n, \tilde{T}_{n+j}\}_{\mathcal{S}}$, $s_l^j = |\{i \in [n] \cup \{n+j\} : V_i = v_{(l)}^j\}|$, $l \in [L^j]$, and $s_0^j = 0$. By the definition of \tilde{T} , $\tilde{T}_i > 0$ if $Y_i \notin \mathcal{C}_i$ and $\tilde{T}_i = 0$ otherwise. Thus, it follows that $v_{(L)} = 0$ (when $\tilde{T}_i > 0$ for all $i \in [n] \cup \{n+j\}$, we retain $v_{(L)} = 0$ but setting $s_L = 0$). In addition, it follows that $\text{pr}(l_j = l \mid \tilde{W}_j) = s_l / (n + 1)$ as in (S.10).

According to the definition of \tilde{T} , the event $H_{0,j} = \{Y_{n+j} \notin \mathcal{C}_{n+j}\}$ is equivalent to $\{\tilde{T}_{n+j} > 0\}$. Thus, it follows that

$$\begin{aligned} \text{pr}\{l_j = l \mid \tilde{W}_j, H_{0,j}\} &= \text{pr}\{l_j = l \mid \tilde{W}_j, \tilde{T}_{n+j} > 0\} \\ &= \text{pr}\{l_j = l, \tilde{T}_{n+j} > 0 \mid \tilde{W}_j\} / \text{pr}\{\tilde{T}_{n+j} > 0 \mid \tilde{W}_j\} = \begin{cases} 0, & l = L \\ \frac{s_l}{n - s_L + 1}, & 0 < l < L \end{cases}. \end{aligned}$$

This result also implies that $p_j^{\text{CP}}(Y_{n+j}; \tilde{T}) < (n - s_L + 1) / (n + 1)$ conditional on $H_{0,j}$.

For $t \in (0, (n - s_L + 1)/(n + 1))$, define $l_t^* = \max\{l \in [L - 1] \cup \{0\} : \sum_{l'=0}^l s_{l'} < (n + 1)t\}$.

Then

$$\begin{aligned} \Pr\{p_j^{\text{GC}} \leq t \mid \widetilde{W}_j, H_{0,j}\} &= \Pr\{l_j \leq l_t^* \mid \widetilde{W}_j, H_{0,j}\} \\ &\quad + \Pr\{l_j = l_t^* + 1, s_{l_t^*+1} U_j \leq (n + 1)t - \sum_{l=0}^{l_t^*} s_l \mid \widetilde{W}_j, H_{0,j}\} \\ &= \frac{\sum_{l=0}^{l_t^*} s_l}{n - s_L + 1} + \frac{(n + 1)t - \sum_{l=0}^{l_t^*} s_l}{s_{l_t^*+1}} \times \frac{s_{l_t^*+1}}{n - s_L + 1} = \frac{n + 1}{n - s_L + 1} t. \end{aligned}$$

Note that $s_L = n_0$, it follows that

$$\forall t \in \left(0, \frac{n - n_0 + 1}{n + 1}\right), \quad \Pr(p_j^{\text{GC}} \leq t \mid \widetilde{W}_j, H_{0,j}, n_0) = \frac{n + 1}{n - n_0 + 1} t, \quad (\text{S.14})$$

Hence $p_j^{\text{GC}} \perp \widetilde{W}_j$ and $p_j^{\text{GC}} \sim U(0, (n - n_0 + 1)/(n + 1))$ conditional on $H_{0,j}$ and n_0 .

Then, following the arguments in the proof of Proposition S.2, we can see that $p_{j'}^{\text{GC}}, j' \in [m]$ is measurable with respect to $\{\widetilde{W}_j, p_j^{\text{GC}}\}$ given $\{H_{0,j}, n_0\}$ and is non-decreasing to p_j^{GC} .

Thus, we have

$$\begin{aligned} &\Pr\{(p_1^{\text{GC}}, \dots, p_m^{\text{GC}}) \in D \mid p_j^{\text{GC}} = t, H_{0,j}, n_0\} \\ &= \mathbb{E}_{\widetilde{W}_j \mid (H_{0,j}, n_0)} \left[\Pr\{(p_1^{\text{GC}}, \dots, p_m^{\text{GC}}) \in D \mid p_j^{\text{GC}} = t, H_{0,j}, n_0, \widetilde{W}_j\} \right]. \end{aligned}$$

By integration, it follows that $\Pr\{(p_1^{\text{GC}}, \dots, p_m^{\text{GC}}) \in D \mid p_j^{\text{GC}} = t, H_{0,j}, n_0\}$ is non-decreasing to t , which completes the proof.

D.4 Proof of Theorem 3

Let $\hat{k} = |\mathcal{S}|$ be the number of selected units. Then, FCR can be expressed as

$$\text{FCR} = \mathbb{E} \left\{ \frac{\sum_{j=1}^m \mathbb{I}(p_j^{\text{GC}} \leq \alpha \hat{k}/m, H_{0,j})}{\hat{k}} \right\} = \sum_{j=1}^m \mathbb{E} \left\{ \frac{\mathbb{I}(p_j^{\text{GC}} \leq \alpha \hat{k}/m, H_{0,j})}{\hat{k}} \right\}. \quad (\text{S.15})$$

Let $\kappa(p_1, \dots, p_m)$ be the cardinality of selection set obtained by applying BH procedure on p -value sequence (p_1, \dots, p_m) . Then, the selection number \hat{k} can be expressed as $\hat{k} = \kappa(\mathbf{p}^{\text{GC}})$

and

$$\begin{aligned}
\mathbb{E}\left\{\frac{\mathbb{I}(p_j^{\text{GC}} \leq \alpha \hat{k}/m, H_{0,j})}{\hat{k}}\right\} &= \sum_{k=1}^m \frac{1}{k} \times \text{pr}\{\hat{k} = k, p_j^{\text{GC}} \leq \alpha k/m, H_{0,j}\} \\
&\stackrel{(i)}{=} \sum_{k=1}^m \frac{1}{k} \times \text{pr}\{\kappa(\mathbf{p}_{j \rightarrow \text{OC}}^{\text{GC}}) = k, p_j^{\text{CP}}(Y_{n+j}; \tilde{T}) \leq \alpha k/m, H_{0,j}\} \\
&\leq \sum_{k=1}^m \frac{1}{k} \times \text{pr}\{\kappa(\mathbf{p}_{j \rightarrow \text{OC}}^{\text{GC}}) = k, p_j^{\text{CP}}(Y_{n+j}; \tilde{T}) \leq \alpha k/m\} \\
&\stackrel{(ii)}{=} \sum_{k=1}^m \frac{\alpha}{m} \times \text{pr}\{\kappa(\mathbf{p}_{j \rightarrow \text{OC}}^{\text{GC}}) = k \mid p_j^{\text{CP}}(Y_{n+j}; \tilde{T}) \leq \alpha k/m\},
\end{aligned} \tag{S.16}$$

where the step (i) follows that $p_j^{\text{GC}} = p_j^{\text{CP}}(Y_{n+j}; \tilde{T})$ conditionally on $H_{0,j}$, and the step (ii) is due to the uniform property of the oracle conformal p -value (Lemma S.2).

Proposition 2 shows that $\mathbf{p}_{j \rightarrow \text{OC}}^{\text{GC}}$ is PRDS on $\{j\}$. Using standard arguments in Benjamini and Yekutieli [2001] or Wang [2022], we can show that

$$\sum_{k=1}^m \text{pr}\{\kappa(\mathbf{p}_{j \rightarrow \text{OC}}^{\text{GC}}) = k \mid p_j^{\text{CP}}(Y_{n+j}; \tilde{T}) \leq \alpha k/m\} \leq 1. \tag{S.17}$$

Combining the results in (S.15), (S.16), and (S.17) yields that

$$\text{FCR} = \sum_{i=1}^m \mathbb{E}\left\{\frac{\mathbb{I}(p_j^{\text{GC}} \leq \alpha \hat{k}/m, H_{0,j})}{\hat{k}}\right\} \leq \alpha,$$

which completes the proof.

D.5 Proof of Theorem 4

We first present a useful lemma that characterizes the distribution of oracle conformal p -values under the alternatives. The proof of this lemma is deferred to Section D.9.1.

Lemma S.4. Let $\bar{\pi}_0^* = \pi_0^* \times n/(n+1)$. Under Assumptions 1 to 2, it follows that, for any $\alpha \leq \bar{\pi}_0^*$, $\text{pr}\{p_j^{\text{CP}}(Y_{n+j}; \tilde{T}) \leq \alpha, H_{1,j}\} \leq \alpha \times \exp\{-2n(\bar{\pi}_0^* - \alpha)^2\}$.

For a fixed $j \in \mathcal{H}_0$, define the algebra \tilde{W}_j as in (S.13). Conditional on $H_{0,j}$, the p -value sequence $\mathbf{p}^{\text{GC}} = \mathbf{p}_{j \rightarrow \text{OC}}^{\text{GC}}$ is measurable with respect to $\{\tilde{W}_j, l_j, U_j\}$. Thus, the number of selection $\hat{k} = \kappa(\mathbf{p}^{\text{GC}})$ is measurable with respect to $\{\tilde{W}_j, l_j, U_j\}$, conditional on $H_{0,j}$. Let $\mathbf{p}^{\text{GC}} = \mathbf{p}(\tilde{W}_j, l_j, U_j)$ and $\hat{k} = \kappa(\tilde{W}_j, l_j, U_j)$. Denote $\bar{\mathbf{p}}^{\text{GC}} = \mathbf{p}(\tilde{W}_j, 1, 0) = (\bar{p}_1^{\text{GC}}, \dots, \bar{p}_m^{\text{GC}})$.

When there is no tie, it can be verified that

$$\forall i \in [m], \begin{cases} \bar{p}_i^{\text{GC}} \leq p_i^{\text{GC}}, & \text{if } p_i^{\text{GC}} \leq p_j^{\text{GC}}, \\ \bar{p}_i^{\text{GC}} = p_i^{\text{GC}}, & \text{if } p_i^{\text{GC}} > p_j^{\text{GC}}. \end{cases}$$

Thus, applying Lemma D.6 in [Marandon et al. \[2024\]](#) yields that $\kappa(\widetilde{W}_j, 1, 0) = \kappa(\widetilde{W}_j, l_j, U_j) = \hat{k}$ conditional on $\{H_{0,j}, p_j^{\text{GC}} \leq \alpha \hat{k}/m\}$.

The expectation in (S.15) can be expressed as

$$\mathbb{E} \left\{ \frac{\mathbb{I}(p_j^{\text{GC}} \leq \alpha \hat{k}/m, H_{0,j})}{\hat{k}} \right\} = \mathbb{E}_{(\widetilde{W}_j, U_j)} \left[\mathbb{E} \left\{ \frac{\mathbb{I}(p_j^{\text{GC}} \leq \alpha \hat{k}/m, H_{0,j})}{\hat{k}} \mid \widetilde{W}_j, U_j \right\} \right].$$

As $\hat{k} = \kappa(\widetilde{W}_j, 1, 0)$ conditional on $\{H_{0,j}, p_j^{\text{GC}} \leq \alpha \hat{k}/m\}$, it follows that

$$\mathbb{E} \left\{ \frac{\mathbb{I}(p_j^{\text{GC}} \leq \alpha \hat{k}/m, H_{0,j})}{\hat{k}} \mid \widetilde{W}_j, U_j \right\} = \mathbb{E} \left\{ \frac{\mathbb{I}(p_j^{\text{GC}} \leq \alpha \kappa(\widetilde{W}_j, 1, 0)/m, H_{0,j})}{\kappa(\widetilde{W}_j, 1, 0)} \mid \widetilde{W}_j, U_j \right\}.$$

Since U_j is independent of \widetilde{W}_j , we have

$$\begin{aligned} & \mathbb{E}_{\widetilde{W}_j, U_j} \left[\mathbb{E} \left\{ \frac{\mathbb{I}(p_j^{\text{GC}} \leq \alpha \kappa(\widetilde{W}_j, 1, 0)/m, H_{0,j})}{\kappa(\widetilde{W}_j, 1, 0)} \mid \widetilde{W}_j, U_j \right\} \right] \\ &= \mathbb{E}_{\widetilde{W}_j} \left[\mathbb{E} \left\{ \frac{\mathbb{I}(p_j^{\text{CP}}(Y_{n+j}; \widetilde{T}) \leq \alpha \kappa(\widetilde{W}_j, 1, 0)/m, H_{0,j})}{\kappa(\widetilde{W}_j, 1, 0)} \mid \widetilde{W}_j \right\} \right] \\ &= \mathbb{E}_{\widetilde{W}_j} \left[\mathbb{E} \left\{ \frac{\mathbb{I}(p_j^{\text{CP}}(Y_{n+j}; \widetilde{T}) \leq \alpha \kappa(\widetilde{W}_j, 1, 0)/m)}{\kappa(\widetilde{W}_j, 1, 0)} \mid \widetilde{W}_j \right\} \right] \\ & \quad - \mathbb{E}_{\widetilde{W}_j} \left[\mathbb{E} \left\{ \frac{\mathbb{I}(p_j^{\text{CP}}(Y_{n+j}; \widetilde{T}) \leq \alpha \kappa(\widetilde{W}_j, 1, 0)/m, H_{1,j})}{\kappa(\widetilde{W}_j, 1, 0)} \mid \widetilde{W}_j \right\} \right]. \end{aligned} \tag{S.18}$$

Proposition S.2 shows that $p_j^{\text{CP}}(Y_{n+j}; \widetilde{T})$ is independent of \widetilde{W}_j , implying that

$$\begin{aligned} & \mathbb{E}_{\widetilde{W}_j} \left[\mathbb{E} \left\{ \frac{\mathbb{I}(p_j^{\text{CP}}(Y_{n+j}; \widetilde{T}) \leq \alpha \kappa(\widetilde{W}_j, 1, 0)/m)}{\kappa(\widetilde{W}_j, 1, 0)} \mid \widetilde{W}_j \right\} \right] \\ &= \mathbb{E}_{\widetilde{W}_j} \left[\frac{\text{pr}\{p_j^{\text{CP}}(Y_{n+j}; \widetilde{T}) \leq \alpha \kappa(\widetilde{W}_j, 1, 0)/m \mid \widetilde{W}_j\}}{\kappa(\widetilde{W}_j, 1, 0)} \right] = \frac{\alpha}{m}. \end{aligned} \tag{S.19}$$

Let $\bar{\pi}_0^* = \pi_0^* \times n/(n+1)$. Consider the second term in (S.18). We have

$$\begin{aligned} & \mathbb{E}_{\widetilde{W}_j} \left[\mathbb{E} \left\{ \frac{\mathbb{I}(p_j^{\text{CP}}(Y_{n+j}; \widetilde{T}) \leq \alpha \kappa(\widetilde{W}_j, 1, 0)/m, H_{1,j})}{\kappa(\widetilde{W}_j, 1, 0)} \mid \widetilde{W}_j \right\} \right] \\ & \leq \mathbb{E}_{\widetilde{W}_j} \left[\mathbb{E} \left\{ \mathbb{I}(p_j^{\text{CP}}(Y_{n+j}; \widetilde{T}) \leq \alpha, H_{1,j}) \mid \widetilde{W}_j \right\} \right] \\ & = \text{pr}(p_j^{\text{CP}}(Y_{n+j}; \widetilde{T}) \leq \alpha, H_{1,j}) \leq \alpha \times \exp\{-2n(\bar{\pi}_0^* - \alpha)^2\}, \end{aligned} \tag{S.20}$$

where the last inequality follows from Lemma S.4.

The proof is complete by combining the results in (S.18), (S.19), and (S.20):

$$\text{FCR} \geq \alpha - m\alpha \times \exp\{-2n(\bar{\pi}_0^* - \alpha)^2\}. \quad \square$$

D.6 Proof of Proposition 7

D.6.1 The validity of the modified InfoSP+

We refer to the proposed algorithm with $\{U_j, j \in [m]\}$ substituted by shared uniform variable $U \sim \text{Unif}(0, 1)$ as the *homogeneous* algorithm. The proposition below presents that the homogeneous algorithm is valid for FCR control.

Proposition S.3. Under Assumptions 1, and assuming that both the informative set constructor and the trust score function are permutation-invariant to $\{Z_i\}_{i=1}^{n+m}$, it follows that the homogeneous algorithm controls FCR at level α .

For $j \in [m]$, define

$$\begin{aligned} p_j^{\text{GC, hm}} &= \frac{\sum_{i=1}^n \mathbb{I}(Y_i \notin \mathcal{C}_i, T_i > T_{n+j}) + \{1 + \sum_{i=1}^n \mathbb{I}(Y_i \notin \mathcal{C}_i, T_i = T_{n+j})\} \cdot U}{1 + n}; \\ p_j^{\text{CP, hm}}(y; \tilde{T}) &= \frac{\sum_{i=1}^n \mathbb{I}\{\tilde{T}_i > \tilde{T}(X_{n+j}, y)\} + [1 + \sum_{i=1}^n \mathbb{I}\{\tilde{T}_i = \tilde{T}(X_{n+j}, y)\}] \cdot U}{1 + n} \end{aligned}$$

be the generalized p -values and conformal p -values in homogeneous setting, respectively. Let $\mathbf{p}^{\text{GC, hm}} = (p_1^{\text{GC, hm}}, \dots, p_m^{\text{GC, hm}})$. Denote $\mathbf{p}_{j \rightarrow \text{OC}}^{\text{GC, hm}}$ as the homogeneous generalized p -value sequence with the j -th element replaced by conformal p -value $p_j^{\text{CP, hm}}(Y_{n+j}; \tilde{T})$. The following lemma establishes the super-uniformity of the homogeneous conformal p -values and the PRDS property of $\mathbf{p}_{j \rightarrow \text{OC}}^{\text{GC, hm}}$.

Lemma S.5. Under Assumptions 1 and assuming that both the informative set constructor and the trust score function are permutation-invariant, it follows that $p_j^{\text{CP, hm}}(Y_{n+j}; \tilde{T}) \sim \text{Unif}(0, 1)$ and the sequence $\mathbf{p}_{j \rightarrow \text{OC}}^{\text{GC, hm}}$ is PRDS on $\{j\}$.

We defer its proof to Section D.9. It follows from Lemma S.5 that

$$\begin{aligned} \text{FCR} &= \sum_{j=1}^m \sum_{k=1}^m \frac{1}{k} \times \text{pr}\{\kappa(\mathbf{p}^{\text{GC,hm}}) = k, p_j^{\text{GC,hm}} \leq \alpha k/m, H_{0,j}\} \\ &= \sum_{j=1}^m \sum_{k=1}^m \frac{1}{k} \times \text{pr}\{\kappa(\mathbf{p}_{j \rightarrow \text{OC}}^{\text{GC,hm}}) = k, p_j^{\text{CP,hm}}(Y_{n+j}; \tilde{T}) \leq \alpha k/m, H_{0,j}\}. \end{aligned}$$

It further follows that

$$\begin{aligned} \text{FCR} &= \sum_{j=1}^m \sum_{k=1}^m \frac{1}{k} \times \text{pr}\{\kappa(\mathbf{p}_{j \rightarrow \text{OC}}^{\text{GC,hm}}) = k, p_j^{\text{CP,hm}}(Y_{n+j}; \tilde{T}) \leq \alpha k/m\} \\ &\leq \frac{\alpha}{m} \sum_{j=1}^m \sum_{k=1}^m \text{pr}\{\kappa(\mathbf{p}_{j \rightarrow \text{OC}}^{\text{GC,hm}}) = k \mid p_j^{\text{CP,hm}}(Y_{n+j}; \tilde{T}) \leq \alpha k/m\} \leq \alpha. \end{aligned} \quad \square$$

D.6.2 Reformulation of the modified InfoSP+

In this subsection, we present an equivalent formulation of the homogeneous version of Algorithm S.3, which is useful for the analysis. Let $p_{(1)}^{\text{GC,hm}} \leq \dots \leq p_{(m)}^{\text{GC,hm}}$ be the ordered p -values and $\{l_j\}_{j=1}^m$ be one of the possible permutation of $[M]$ such that $p_{l_j}^{\text{GC,hm}} = p_{(j)}^{\text{GC,hm}}$ for all $j \in [m]$.

Since the trust score is $T_i = 1 - \tilde{q}_i^+$, it follows that $\tilde{q}_{n+l_j}^+ = \tilde{q}_{n+(j)}^+$, where $\tilde{q}_{n+(j)}^+$ is obtained by ordering $\{\tilde{q}_{n+j}^+, j \in [m]\}$ as $\tilde{q}_{n+(1)}^+ \leq \dots \leq \tilde{q}_{n+(m)}^+$. By the definition, BH procedure selects $\{j: p_j^{\text{GC,hm}} \leq p_{(\hat{k})}^{\text{GC,hm}}\}$ where $\hat{k} = \max\{k \in [m]: p_{(k)}^{\text{GC,hm}} \leq \alpha k/m\}$. Let $\hat{\tau}^+ = \tilde{q}_{n+(\hat{k})}^+$. Then, the prediction sets reported by modified InfoSP+ is $\{\mathcal{C}_{n+j}^{\text{CP}, \tilde{q}_{n+j}^+} : \tilde{q}_{n+j}^+ \leq \hat{\tau}^+\}$.

Now, we introduce an equivalent form to BH procedure, which is motivated by counting knockoff [Weinstein et al., 2017]:

$$\hat{\tau}_{\text{ck}}^+ = \max \left\{ \tau \in \{\tilde{q}_{n+j}^+, j \in [m]\}_s : \widehat{\text{FDP}}(\tau) \leq \alpha \right\},$$

where

$$\widehat{\text{FDP}}(\tau) = \frac{\sum_{i=1}^n \mathbb{I}(Y_i \notin \mathcal{C}_i) \cdot \mathbb{I}(\tilde{q}_i^+ < \tau) + \{1 + \sum_{i=1}^n \mathbb{I}(Y_i \notin \mathcal{C}_i) \cdot \mathbb{I}(\tilde{q}_i^+ = \tau)\} \cdot U}{\sum_{j=1}^m \mathbb{I}(\tilde{q}_{n+j}^+ \leq \tau)} \times \frac{m}{n+1}. \quad (\text{S.21})$$

It follows from Lemma 2.2 in Mary and Roquain [2022] that $\hat{\tau}_{\text{ck}}^+ = \hat{\tau}^+$. \square

D.6.3 Proof of Proposition 7

We begin with a lemma that characterizes the asymptotic behavior of the threshold $\hat{\tau}_{\text{bh}}^0$. Its proof is deferred to Section D.9.3.

Lemma S.6. Suppose that Assumptions 3 and 4 hold. Then, under the first condition of Assumption 5, it follows that $\liminf \hat{\tau}_{\text{bh}}^0 > 0$ a.s.; Otherwise, under the second condition of Assumption 5, we have $\hat{\tau}_{\text{bh}}^0 \rightarrow 0$ a.s..

Recall that the output of modified InfoSP and InfoSP+ can be written as $\mathcal{R}_{\text{mod}}^{\text{ISP}} = \{\mathcal{C}_{n+j}^{\text{CP}, \hat{\tau}_{\text{bh}}^0} : \tilde{q}_{n+j}^0 \leq \hat{\tau}_{\text{bh}}^0\}$ and $\mathcal{R}_{\text{mod}}^{\text{ISP}+} = \{\mathcal{C}_{n+j}^{\text{CP}, \tilde{q}_{n+j}^+} : \tilde{q}_{n+j}^+ \leq \hat{\tau}^+\}$. Conditional on the event $\{\hat{\tau}^+ \geq \hat{\tau}_{\text{bh}}^0\}$, we have $\tilde{q}_i^+ = \max(\tilde{q}_i^0, \hat{\tau}_{\text{bh}}^0) \geq \hat{\tau}_{\text{bh}}^0$, implying $\{j : \tilde{q}_{n+j}^0 \leq \hat{\tau}_{\text{bh}}^0\} \subseteq \{j : \tilde{q}_{n+j}^+ \leq \hat{\tau}^+\}$. Moreover, for any unit reported by InfoSP, $\mathcal{C}_{n+j}^{\text{CP}, \hat{\tau}_{\text{bh}}^0} = \mathcal{C}_{n+j}^{\text{CP}, \tilde{q}_{n+j}^+}$. Thus, $\mathcal{R}_{\text{mod}}^{\text{ISP}} \subseteq \mathcal{R}_{\text{mod}}^{\text{ISP}+}$ with probability tending to 1 as long as

$$\lim_{|\mathcal{D}_0^{\text{cal}}|, n, m \rightarrow \infty} \text{pr}(\hat{\tau}^+ \geq \hat{\tau}_{\text{bh}}^0) = 1.$$

We present a proof for this result as follows.

According to Lemma S.6, it follows that $\hat{\tau}_{\text{bh}}^0 \rightarrow 0$ a.s. under the second condition of Assumption 5. Then, the result holds naturally. It remains to focus on the scenario where the first condition of Assumption 5 holds:

By the definition of $\hat{\tau}^+$ ($\hat{\tau}_{\text{ck}}^+$), it suffices to establish that $\lim_{n, m, |\mathcal{D}_0^{\text{cal}}| \rightarrow \infty} \text{pr}(\widehat{\text{FDP}}(\hat{\tau}_{\text{bh}}^0) \leq \alpha) = 1$, where $\widehat{\text{FDP}}(\cdot)$ is defined in (S.21). Since $\tilde{q}_i^+ = \max(\tilde{q}_i^0, \hat{\tau}_{\text{bh}}^0) \geq \hat{\tau}_{\text{bh}}^0$, $\widehat{\text{FDP}}(\hat{\tau}_{\text{bh}}^0)$ can be expressed as

$$\begin{aligned} \widehat{\text{FDP}}(\hat{\tau}_{\text{bh}}^0) &= \frac{(n+1)^{-1} [1 + \sum_{i=1}^n \mathbb{I}(\tilde{q}_i^+ = \hat{\tau}_{\text{bh}}^0) \mathbb{I}\{Y_i \notin \mathcal{C}^{\text{CP}, \hat{\tau}_{\text{bh}}^0}(X_i; \mathcal{D}_0^{\text{cal}})\}]}{m^{-1} \sum_{j=1}^m \mathbb{I}(\tilde{q}_{n+j}^+ = \hat{\tau}_{\text{bh}}^0)} \times U \\ &\leq \frac{(n+1)^{-1} [1 + \sum_{i=1}^n \mathbb{I}\{Y_i \notin \mathcal{C}^{\text{CP}, \hat{\tau}_{\text{bh}}^0}(X_i; \mathcal{D}_0^{\text{cal}})\}]}{m^{-1} \sum_{j=1}^m \mathbb{I}(\tilde{q}_{n+j}^+ = \hat{\tau}_{\text{bh}}^0)} \times U. \end{aligned}$$

It further follows that

$$\widehat{\text{FDP}}(\hat{\tau}_{\text{bh}}^0) \leq \frac{(n+1)^{-1} [1 + \sum_{i=1}^n \mathbb{I}\{Y_i \notin \mathcal{C}^{\text{CP}, \hat{\tau}_{\text{bh}}^0}(X_i; \mathcal{D}_0^{\text{cal}})\}]}{m^{-1} \sum_{j=1}^m \mathbb{I}(\tilde{q}_{n+j}^0 \leq \hat{\tau}_{\text{bh}}^0)} \times U := A_n \times U.$$

The dominator of A_n is equal to

$$\frac{\sum_{i=1}^{n+m} \mathbb{I}(\tilde{q}_i^0 \leq \hat{\tau}_{\text{bh}}^0)}{n+m} - \frac{\sum_{i=1}^{n+m} \mathbb{I}(\tilde{q}_i^0 \leq \hat{\tau}_{\text{bh}}^0)}{n+m} + \frac{\sum_{j=1}^m \mathbb{I}(\tilde{q}_{n+j}^0 \leq \hat{\tau}_{\text{bh}}^0)}{m} \geq o_{a.s.}(1) + \hat{\tau}_{\text{bh}}^0/\alpha, \quad (\text{S.22})$$

where the inequality follows from the definition of $\hat{\tau}_{\text{bh}}^0$ and the uniform convergence property of the empirical distribution function:

$$\sup_{t \in \mathbb{R}} \left| \frac{\sum_{j=1}^m \mathbb{I}(\tilde{q}_{n+j}^0 \leq t)}{m} - \frac{\sum_{i=1}^{n+m} \mathbb{I}(\tilde{q}_i^0 \leq t)}{n+m} \right| \xrightarrow{a.s.} 0.$$

Then, we focus on the numerator of A_n . First, by the definition of conformal prediction set given in (12), the event $\{Y_i \notin \mathcal{C}^{\text{CP}, \hat{\tau}_{\text{bh}}^0}(X_i; \mathcal{D}_0^{\text{cal}})\}$ is equivalent to $\{V(X_i, Y_i) > \hat{Q}\}$, where \hat{Q} is defined as

$$\hat{Q} = \min \left\{ \nu \in \{V(X_i, Y_i), i \in \mathcal{D}_0^{\text{cal}}\} : 1 + \sum_{i \in \mathcal{D}_0^{\text{cal}}} \mathbb{I}\{V(X_i, Y_i) > \nu\} \leq \hat{\tau}_{\text{bh}}^0 (|\mathcal{D}_0^{\text{cal}}| + 1) \right\}.$$

Consequently, the numerator of A_n equals

$$\begin{aligned} \frac{[1 + \sum_{i=1}^n \mathbb{I}\{V(X_i, Y_i) > \hat{Q}\}]}{n+1} &= \frac{[1 + \sum_{i \in \mathcal{D}_0^{\text{cal}}} \mathbb{I}\{V(X_i, Y_i) > \hat{Q}\}]}{|\mathcal{D}_0^{\text{cal}}| + 1} + \\ &\frac{[1 + \sum_{i=1}^n \mathbb{I}\{V(X_i, Y_i) > \hat{Q}\}]}{n+1} - \frac{[1 + \sum_{i \in \mathcal{D}_0^{\text{cal}}} \mathbb{I}\{V(X_i, Y_i) > \hat{Q}\}]}{|\mathcal{D}_0^{\text{cal}}| + 1}. \end{aligned} \quad (\text{S.23})$$

According to the definition of \hat{Q} , the first term of the right hand side in (S.23) is no greater than $\hat{\tau}_{\text{bh}}^0$. Meanwhile, using the uniform convergence property of the empirical distribution function, the second line of (S.23) is of order $o_{a.s.}(1)$. Thus, the numerator of A_n follows that

$$\frac{[1 + \sum_{i=1}^n \mathbb{I}\{V(X_i, Y_i) > \hat{Q}\}]}{n+1} \leq \hat{\tau}_{\text{bh}}^0 + o_{a.s.}(1).$$

Then, combining it with (S.22) yields that

$$A_n \leq \frac{\hat{\tau}_{\text{bh}}^0 + o_{a.s.}(1)}{\hat{\tau}_{\text{bh}}^0 / \alpha + o_{a.s.}(1)} = \alpha + o_{a.s.}(1), \quad (\text{S.24})$$

as Lemma S.6 suggests that $\liminf \hat{\tau}_{\text{bh}}^0 > 0$ under Assumption 5(a). Finally,

$$\begin{aligned} 1 &\geq \lim_{n \rightarrow \infty} \text{pr}\{\widehat{\text{FDP}}(\hat{\tau}_{\text{bh}}^0) \leq \alpha\} \geq \lim_{n \rightarrow \infty} \text{pr}(U \leq \alpha/A_n) \stackrel{(i)}{=} \lim_{n \rightarrow \infty} \mathbb{E}[(\alpha/A_n) \wedge 1] \\ &\stackrel{(ii)}{\geq} \mathbb{E}\left[\liminf_{n \rightarrow \infty} \{(\alpha/A_n) \wedge 1\}\right] = \mathbb{E}\left[1 \wedge \liminf_{n \rightarrow \infty} (\alpha/A_n)\right] \stackrel{(iii)}{=} 1, \end{aligned}$$

where step (i) follows because U is an independent uniform random variable, step (ii) uses Fatou's lemma, and step (iii) follows from the bound in (S.24). \square

D.7 Proof of Theorem 9

For any trust score $T : \mathcal{X} \rightarrow \mathbb{R}$, we denote $S(x) = 1 - T(x)$ and the selection set should be of the form $\{j : S(X_{n+j}) \leq \tau\}$ for some $\tau \in \mathbb{R}$. Similarly, we have $S^*(x) = 1 - T^{\text{ora}}(x, \mathcal{C}^{\mathcal{I}}(x)) = \text{pr}(Y \notin \mathcal{C}^{\mathcal{I}}(X) \mid X = x)$, $S'(x) = 1 - T'(x)$, $\tau_\alpha^* = 1 - t^*(\alpha)$, and $\tau' = 1 - t'$.

As the mFCR and cPOW are measurable with respect to the score function S and the threshold τ , we have

$$\begin{aligned} \text{mFCR}(S, \tau) &= \frac{\mathbb{E}[\mathbb{I}\{S(X) \leq \tau, Y \notin \mathcal{C}^{\mathcal{I}}(X)\}]}{\mathbb{E}[\mathbb{I}\{S(X) \leq \tau\}]} = \frac{\int \mathbb{I}\{S(x) \leq \tau\} S^*(x) d\mathbf{P}_X(x)}{\int \mathbb{I}\{S(x) \leq \tau\} d\mathbf{P}_X(x)}, \\ \text{cPOW}(S, \tau) &= m \times \mathbb{E}[\mathbb{I}\{S(X) \leq \tau, Y \in \mathcal{C}^{\mathcal{I}}(X)\}] = \int \mathbb{I}\{S(x) \leq \tau\} \{1 - S^*(x)\} d\mathbf{P}_X(x), \end{aligned}$$

where \mathbf{P}_X is the probability measurement for random variable X . Note that $\text{mFCR}(S^*, \tau_\alpha^*) = \alpha$ and $\text{mFCR}(S', \tau') \leq \alpha$, we have

$$\int \mathbb{I}\{S^*(x) \leq \tau_\alpha^*\} \{S^*(x) - \alpha\} d\mathbf{P}_X(x) = 0, \quad (\text{S.25})$$

$$\int \mathbb{I}\{S'(x) \leq \tau'\} \{S^*(x) - \alpha\} d\mathbf{P}_X(x) \leq 0. \quad (\text{S.26})$$

The first equality (S.25) implies that $\tau_\alpha^* \geq \alpha$ almost surely under \mathbf{P}_X .

Case I: $\tau_\alpha^* = \alpha$. If $\tau_\alpha^* = \alpha$, it follows that $\mathbf{P}_X(S^*(x) \geq \alpha) = 1$. Thus, the inequality (S.26) implies that $\mathbf{P}_X(S'(X) \leq \tau', S^*(X) > \alpha) = 0$. Then, by the definition of cPOW, we derive that

$$\begin{aligned} \text{cPOW}(S^*, \tau_\alpha^*) - \text{cPOW}(S', \tau') &= \int [\mathbb{I}\{S^*(x) \leq \tau_\alpha^*\} - \mathbb{I}\{S'(x) \leq \tau'\}] \{1 - S^*(x)\} d\mathbf{P}_X(x) \\ &\geq - \int_{S'(x) \leq \tau', S^*(x) > \tau_\alpha^*} \{1 - S^*(x)\} d\mathbf{P}_X(x) = 0. \end{aligned} \quad (\text{S.27})$$

Case II: $\tau_\alpha^* > \alpha$. Subtracting (S.26) from (S.25) yields that

$$\begin{aligned} 0 &\leq \int [\mathbb{I}\{S^*(x) \leq \tau_\alpha^*\} - \mathbb{I}\{S'(x) \leq \tau'\}] \{S^*(x) - \alpha\} d\mathbf{P}_X(x) \\ &= \int_{S^*(x) \leq \tau_\alpha^*, S'(x) > \tau'} \{S^*(x) - \alpha\} d\mathbf{P}_X(x) - \int_{S^*(x) > \tau_\alpha^*, S'(x) \leq \tau'} \{S^*(x) - \alpha\} d\mathbf{P}_X(x). \end{aligned}$$

Provided that $(u - \alpha)/(1 - u)$ is increasing with respect to u , it follows that

$$\frac{S^*(x) - \alpha}{1 - S^*(x)} \begin{cases} \leq \frac{\tau_\alpha^* - \alpha}{1 - \tau_\alpha^*}, & S^*(x) \leq \tau_\alpha^*, \\ > \frac{\tau_\alpha^* - \alpha}{1 - \tau_\alpha^*}, & S^*(x) > \tau_\alpha^*, \end{cases}$$

which further implies that (having accounted for those points where $S^*(x) = 1$):

$$\begin{aligned}
0 &\leq \int_{S^*(x) \leq \tau_\alpha^*, S'(x) > \tau'} \{S^*(x) - \alpha\} d\mathbf{P}_X(x) - \int_{S^*(x) > \tau_\alpha^*, S'(x) \leq \tau'} \{S^*(x) - \alpha\} d\mathbf{P}_X(x) \\
&\leq \frac{\tau_\alpha^* - \alpha}{1 - \tau_\alpha^*} \left[\int_{S^*(x) \leq \tau_\alpha^*, S'(x) > \tau'} \{1 - S^*(x)\} d\mathbf{P}_X(x) - \int_{S^*(x) > \tau_\alpha^*, S'(x) \leq \tau'} \{1 - S^*(x)\} d\mathbf{P}_X(x) \right] \\
&= \text{cPOW}(S^*, \tau_\alpha^*) - \text{cPOW}(S', \tau').
\end{aligned}$$

The desired result follows by combining the above with (S.27). \square

D.8 Proof of Proposition S.1

Let $\hat{k} = |\mathcal{S}|$ be the number of selected units. Then, FCR can be decomposed as $\text{FCR} = \sum_{j=1}^m \mathbb{E}\{\mathbb{I}(p_j^{\text{GC}} \leq \alpha \hat{k}/m, H_{0,j})/\hat{k}\}$, where the expectation follows that

$$\begin{aligned}
\mathbb{E}\left\{\frac{\mathbb{I}(p_j^{\text{GC}} \leq \alpha \hat{k}/m, H_{0,j})}{\hat{k}}\right\} &= \sum_{k=1}^m \frac{1}{k} \times \text{pr}\{\hat{k} = k, p_j^{\text{GC}} \leq \alpha k/m, H_{0,j}\} \\
&= \sum_{s=0}^n \sum_{k=1}^m \text{pr}\{\hat{k} = k, p_j^{\text{GC}} \leq \alpha k/m, H_{0,j}, s_L = s\} \\
&= \sum_{s=0}^n \sum_{k=1}^m \text{pr}\{\hat{k} = k \mid p_j^{\text{GC}} \leq \alpha k/m, H_{0,j}, s_L = s\} \times \\
&\quad \text{pr}\{p_j^{\text{GC}} \leq \alpha k/m \mid H_{0,j}, s_L = s\} \times \text{pr}\{H_{0,j}, s_L = s\},
\end{aligned} \tag{S.28}$$

where the notation s_L follows the definition in the proof of the third result of Lemma S.3 (Section D.3). Results in (S.14) establish that

$$\text{pr}\{p_j^{\text{GC}} \leq \alpha k/m \mid H_{0,j}, s_L = s\} \leq \frac{\alpha k}{m} \cdot \frac{n+1}{n-s+1}.$$

In addition, provided that the random variables $\mathbb{I}\{Y_i \notin \mathcal{C}(X_i)\}, i \in [n+m]$ are independent Bernoulli distribution $B(1, \pi_0^*)$, it follows that

$$\text{pr}\{H_{0,j}, s_L = s\} = \pi_0^* \times \binom{n}{s} \times (1 - \pi_0^*)^s (\pi_0^*)^{n-s} = \binom{n}{s} \times (1 - \pi_0^*)^s (\pi_0^*)^{n-s+1}.$$

Moreover, the third PRDS result in Lemma S.3 implies that

$$\sum_{k=1}^m \text{pr}\{\hat{k} = k \mid p_j^{\text{GC}} \leq \alpha k/m, H_{0,j}, s_L = s\} \leq 1.$$

Combining these three inequalities with (S.28) yields that

$$\mathbb{E}\left\{\frac{\mathbb{I}(p_j^{\text{GC}} \leq \alpha \hat{k}/m, H_{0,j})}{\hat{k}}\right\} \leq \frac{\alpha}{m} \sum_{s=0}^n \frac{n+1}{n-s+1} \times \binom{n}{s} \times (1-\pi_0^*)^s (\pi_0^*)^{n-s+1} \leq \frac{\alpha}{m}.$$

Hence $\text{FCR} = \sum_{j=1}^m \mathbb{E}\{\mathbb{I}(p_j^{\text{GC}} \leq \alpha \hat{k}/m, H_{0,j})/\hat{k}\} \leq \alpha$, completing the proof. \square

D.9 Proof of Auxiliary Lemmas

D.9.1 Proof of Lemma S.4

Conditional on $H_{1,j} = \{Y_{n+j} \in \mathcal{C}(X_{n+j})\}$, the oracle conformal p-value can be expressed as

$$p_j^{\text{CP}}(Y_{n+j}; \tilde{T}) \mid H_{1,j} = \frac{\sum_{i=1}^n \mathbb{I}(Y_i \notin \mathcal{C}_i) + U_j \{1 + \sum_{i=1}^n \mathbb{I}(Y_i \in \mathcal{C}_i)\}}{n+1}.$$

Consequently,

$$\text{pr}\{H_{1,j}, p_j^{\text{CP}}(Y_{n+j}; \tilde{T}) \leq \alpha\} = \text{pr}\left\{(1-U_j) \sum_{i=1}^n \mathbb{I}(Y_i \notin \mathcal{C}_i) \leq (\alpha - U_j)(n+1)\right\}.$$

As the count $\sum_{i=1}^n \mathbb{I}(Y_i \notin \mathcal{C}_i)$ is no less than 0, it suffices to analysis conditionally on $U_j \leq \alpha$:

$$\begin{aligned} & \text{pr}\{H_{1,j}, p_j^{\text{CP}}(Y_{n+j}; \tilde{T}) \leq \alpha\} \\ &= \text{pr}(U_j \leq \alpha) \times \text{pr}\left\{(1-U_j) \sum_{i=1}^n \mathbb{I}(Y_i \notin \mathcal{C}_i) \leq (\alpha - U_j)(n+1) \mid U_j \leq \alpha\right\}. \end{aligned}$$

Given that U_j is an independent uniform variable, it follows that

$$\begin{aligned} \text{pr}\{H_{1,j}, p_j^{\text{CP}}(Y_{n+j}; \tilde{T}) \leq \alpha\} &= \alpha \times \text{pr}\left\{\sum_{i=1}^n \mathbb{I}(Y_i \notin \mathcal{C}_i) \leq \frac{(\alpha - U_j)(n+1)}{(1-U_j)} \mid U_j \leq \alpha\right\} \\ &\leq \alpha \times \text{pr}\left\{\sum_{i=1}^n \mathbb{I}(Y_i \notin \mathcal{C}_i) \leq \alpha(n+1)\right\}. \end{aligned}$$

Since $n\pi_0^* \geq \alpha(n+1)$, we have

$$\begin{aligned} \text{pr}\left\{\sum_{i=1}^n \mathbb{I}(Y_i \notin \mathcal{C}_i) \leq \alpha(n+1)\right\} &= \text{pr}\left\{\sum_{i=1}^n \mathbb{I}(Y_i \notin \mathcal{C}_i) - n\pi_0^* \leq \alpha(n+1) - n\pi_0^*\right\} \\ &= \text{pr}\left\{n\pi_0^* - \sum_{i=1}^n \mathbb{I}(Y_i \notin \mathcal{C}_i) \geq n\pi_0^* - \alpha(n+1)\right\} \\ &\leq \exp\{-2n(\pi_0^* - \alpha)^2\}, \end{aligned}$$

where the last step is due to applying the Hoeffding inequality [Boucheron et al., 2013,

Theorem 2.8] to the i.i.d. Bernoulli variables $\mathbb{I}\{Y_i \notin \mathcal{C}(X_i)\}, i \in [n]$.

D.9.2 Proof of Lemma S.5

Similar to (S.13), we define the algebra

$$\widetilde{W}_j^{\text{hm}} = \left\{ \{\widetilde{T}_1, \dots, \widetilde{T}_n, \widetilde{T}_{n+j}\}_\varsigma, \{T_{n+j'}, j' \in [m], j' \neq j\} \right\}.$$

Due to the exchangeability, \widetilde{T}_{n+j} uniformly distributes over the unorded set $\{\widetilde{T}_1, \dots, \widetilde{T}_n, \widetilde{T}_{n+j}\}_\varsigma$ conditionally on $\widetilde{W}_j^{\text{hm}}$. Thus, we have $p_j^{\text{CP, hm}}(Y_{n+j}; \widetilde{T}) \sim \text{Unif}(0, 1)$ and $p_j^{\text{CP, hm}}(Y_{n+j}; \widetilde{T}) \perp \widetilde{W}_j^{\text{hm}}$.

Provided that the sequence $\mathbf{p}_{j \rightarrow \text{OC}}^{\text{GC, hm}}$ is measurable with respect to $\{p_j^{\text{CP}}(Y_{n+j}; \widetilde{T}), W_j, U\}$ and U is measurable with respect to $\{W_j, p_j^{\text{CP, hm}}(Y_{n+j}; \widetilde{T})\}$, it follows that $\mathbf{p}_{j \rightarrow \text{OC}}^{\text{GC, hm}}$ is measurable with respect to $\{p_j^{\text{CP}}(Y_{n+j}; \widetilde{T}), W_j\}$. Then, following the arguments in the proofs of fourth result in Proposition S.2, we yields that $\text{pr}\{\mathbf{p}_{j \rightarrow \text{OC}}^{\text{GC, hm}} \in D \mid p_j^{\text{CP, hm}}(Y_{n+j}; \widetilde{T}) = t, \widetilde{W}_j\}$ is non-decreasing with respect to t for any increasing set D . Consequently, the proof of fifth result in Proposition S.2 implies that $\text{pr}\{\mathbf{p}_{j \rightarrow \text{OC}}^{\text{GC, hm}} \in D \mid p_j^{\text{CP, hm}}(Y_{n+j}; \widetilde{T}) = t\}$ is non-decreasing with respect to t .

D.9.3 Proof of Lemma S.6

To begin with, we briefly introduce an alternative expression for $\hat{\tau}_{\text{bh}}^0$: Given the definition of $\nu(x)$, we have $\tilde{q}(x; \mathcal{D}_0^{\text{cal}}) = (|\mathcal{D}_0^{\text{cal}}| + 1)^{-1} [1 + \sum_{i \in \mathcal{D}_0^{\text{cal}}} \mathbb{I}\{V(X_i, Y_i) \geq \nu(x)\}]$. Then, for any $\tau \in [0, 1]$, there exists ν_τ such that $\{\tilde{q}(x; \mathcal{D}_0^{\text{cal}}) \leq \tau\} = \{\nu(x) > \nu_\tau\}$ and $\tau = (|\mathcal{D}_0^{\text{cal}}| + 1)^{-1} [1 + \sum_{i \in \mathcal{D}_0^{\text{cal}}} \mathbb{I}\{V(X_i, Y_i) > \nu_\tau\}]$. With the above notation, we define

$$\hat{\nu}_{\text{bh}}^0 = \min \left\{ \nu \in \{V(X_i, Y_i), i \in \mathcal{D}_0^{\text{cal}} \cup \mathcal{D}^{\text{cal}} \cup \mathcal{D}^{\text{te}}\} : \frac{\sum_{i=1}^{n+m} \mathbb{I}\{\tilde{\nu}(X_i) > \nu\}}{n+m} \geq \frac{\sum_{i \in \mathcal{D}_0^{\text{cal}}} \mathbb{I}\{V(X_i, Y_i) > \nu\} + 1}{|\mathcal{D}_0^{\text{cal}}| + 1} / \alpha \right\}.$$

It can be verified that

$$\hat{\tau}_{\text{bh}}^0 = \frac{\sum_{i \in \mathcal{D}_0^{\text{cal}}} \mathbb{I}\{V(X_i, Y_i) > \hat{\nu}_{\text{bh}}^0\} + 1}{|\mathcal{D}_0^{\text{cal}}| + 1}. \quad (\text{S.29})$$

Now we turn back to the proof of Lemma S.6. First, we introduce the uniformly conver-

gence property of empirical distributed function, which is given by

$$\begin{aligned} & \sup_{t \in \mathbb{R}} \left| \frac{1}{n+m} \sum_{i=1}^{n+m} \mathbb{I}\{\nu(X_i) > t\} - \text{pr}\{\nu(X_i) > t\} \right| \xrightarrow{a.s.} 0, \\ & \sup_{t \in \mathbb{R}} \left| \frac{1}{|\mathcal{D}_0^{\text{cal}}| + 1} \left[\sum_{i \in \mathcal{D}_0^{\text{cal}}} \mathbb{I}\{V(X_i, Y_i) > t\} + 1 \right] - \text{pr}\{V(X_i, Y_i) > t\} \right| \xrightarrow{a.s.} 0. \end{aligned} \quad (\text{S.30})$$

(a) **When the first condition of Assumption 5 holds**, the uniform convergence in (S.30)

implies that, there exists $N > 0$ such that $\forall n, m, |\mathcal{D}_0^{\text{cal}}| \geq N$, it follows that

$$\frac{\sum_{i=1}^{n+m} \mathbb{I}\{\nu(X_i) > v^*\}}{n+m} \geq \frac{\sum_{i \in \mathcal{D}_0^{\text{cal}}} \mathbb{I}\{V(X_i, Y_i) > v^*\} + 1}{|\mathcal{D}_0^{\text{cal}}| + 1} / \alpha$$

almost surely. Thus, we have $\limsup \hat{\nu}_{\text{bh}}^0 \leq \nu^*$, which implies that

$$\begin{aligned} \liminf_{n, m, |\mathcal{D}_0^{\text{cal}}| \rightarrow \infty} \hat{\tau}_{\text{bh}}^0 &= \liminf_{n, m, |\mathcal{D}_0^{\text{cal}}| \rightarrow \infty} \frac{\sum_{i \in \mathcal{D}_0^{\text{cal}}} \mathbb{I}\{V(X_i, Y_i) > \hat{\nu}_{\text{bh}}^0\} + 1}{|\mathcal{D}_0^{\text{cal}}| + 1} \\ &\geq \liminf_{n, m, |\mathcal{D}_0^{\text{cal}}| \rightarrow \infty} \frac{\sum_{i \in \mathcal{D}_0^{\text{cal}}} \mathbb{I}\{V(X_i, Y_i) > \nu^*\} + 1}{|\mathcal{D}_0^{\text{cal}}| + 1} \\ &= \text{pr}\{V(X_i, Y_i) > \nu^*\} > 0 \end{aligned}$$

holds almost surely. Here, the first equality is due to the equivalence shown in (S.29).

(b) **When the second condition of Assumption 5 holds**, the uniform convergence in (S.30) implies that, there exists $N > 0$ such that when $n, m, |\mathcal{D}_0^{\text{cal}}| \geq N$, it follows that

$$\frac{\sum_{i=1}^{n+m} \mathbb{I}\{\nu(X_i) > v^*\}}{n+m} \leq \frac{\sum_{i \in \mathcal{D}_0^{\text{cal}}} \mathbb{I}\{V(X_i, Y_i) > v^*\} + 1}{|\mathcal{D}_0^{\text{cal}}| + 1} / \alpha - \frac{\epsilon}{2} \quad (\text{S.31})$$

for any $\nu \in \{\nu : \text{pr}\{V(X, Y) \geq \nu\} > 0\}$ almost surely.

Let $\bar{\nu} = \sup\{\nu : \text{pr}\{V(X, Y) \geq \nu\} > 0\}$. Then, inequality (S.31) implies that $\hat{\nu}_{\text{bh}}^0 > \bar{\nu}$ when $n, m, |\mathcal{D}_0^{\text{cal}}| \geq N$ almost surely. Consequently, we have

$$\begin{aligned} \limsup_{n, m, |\mathcal{D}_0^{\text{cal}}| \rightarrow \infty} \hat{\tau}_{\text{bh}}^0 &= \limsup_{n, m, |\mathcal{D}_0^{\text{cal}}| \rightarrow \infty} \frac{\sum_{i \in \mathcal{D}_0^{\text{cal}}} \mathbb{I}\{V(X_i, Y_i) > \hat{\nu}_{\text{bh}}^0\} + 1}{|\mathcal{D}_0^{\text{cal}}| + 1} \\ &\leq \limsup_{n, m, |\mathcal{D}_0^{\text{cal}}| \rightarrow \infty} \frac{\sum_{i \in \mathcal{D}_0^{\text{cal}}} \mathbb{I}\{V(X_i, Y_i) > \bar{\nu}\} + 1}{|\mathcal{D}_0^{\text{cal}}| + 1} = 0 \end{aligned}$$

almost surely, completing the proof. \square

E Additional Details about Numerical Results

E.1 Implementation Details of the Illustrative Example

In this section, we provide implementation details and additional results for the illustrative example in Section 1.2.

Specifically, we consider an image classification task on the CIFAR-10 dataset with the goal of distinguishing among three classes: *Vehicle* ('1'), *Aircraft* ('2'), and *Bird* ('3'). Restricting to these three classes yields $n_{\text{tot}} = 15,000$ images, of which we randomly select 20% for training a lightweight convolutional neural network. The softmax scores are denoted $\hat{\mu}_k(x) = \hat{\text{pr}}(Y = k \mid X = x)$ for $k \in [K]$. We randomly sample $n = 6000$ images for calibration and $m = 30$ images for testing. Throughout this example, the target error rate is $\alpha = 0.1$.

For implementing the standard split conformal prediction method (cf. Angelopoulos et al., 2024), let $V(x, y) = 1 - \hat{\mu}_y(x)$ be the non-conformity score and $V_i = V(X_i, Y_i)$ for $i \in [n]$. Then, the conformal prediction set for the j -th test unit is given by

$$\mathcal{C}_{n+j}^{\text{CP}} := \mathcal{C}^{\text{CP}, \alpha}(X_{n+j}; \{(X_i, Y_i)\}_{i=1}^n, V) = \left\{ y \in [K] : \frac{1 + \sum_{i=1}^n \mathbb{I}\{V_i \geq V(X_{n+j}, y)\}}{n+1} \geq \alpha \right\}.$$

The JOMI procedure [Jin and Candès, 2023] can be used to correct selection bias using the *reference set*: Let $\mathcal{S} = \{j : |\mathcal{C}_{n+j}^{\text{CP}}| \leq 2\}$ be index set of units selected by naive strategy. For any selected unit $j \in \mathcal{S}$ and hypothesized value $y \in [3]$, the reference set collects the calibration units $i \in [n]$ that are selected after swapping with the hypothesized test point (X_{n+j}, y) . Formally, we define

$$\mathcal{D}^{\text{Ref}}(j, y) = \left\{ i \in n : |\mathcal{C}^{\text{CP}, \alpha}(X_i; \{(X_{i'}, Y_{i'})\}_{i' \neq i} \cup \{(X_{n+j}, y)\}, V) | \leq 2 \right\}.$$

Then, the adjusted prediction set for j -th test unit is given by

$$\mathcal{C}_{n+j}^{\text{JOMI}} = \left\{ y \in [K] : \frac{\sum_{i \in \mathcal{D}^{\text{Ref}}(j, y)} \mathbb{I}\{V_i \geq V(X_{n+j}, y)\}}{|\mathcal{D}^{\text{Ref}}(j, y)| + 1} \geq \alpha \right\}.$$

The InfoSP procedure [Gazin et al., 2025] first computes \mathcal{I} -adjusted p -value for each test

unit, denoted by

$$\begin{aligned} \tilde{q}_{n+j} &= \tilde{q}(X_{n+j}; \{(X_i, Y_i)\}_{i=1}^n) \\ &= \inf \{q \in (0, 1] : |\mathcal{C}^{\text{CP},q}(X_{n+j}; \{(X_i, Y_i)\}_{i=1}^n, V)| \leq 2\}, \end{aligned} \quad j \in [m].$$

We then apply α -level BH procedure to the sequence of \mathcal{I} -adjusted p -values to derive a threshold $\hat{\tau}_{\text{bh}}$. The prediction sets reported by **InfoSP** are given by $\{\mathcal{C}^{\text{CP},\hat{\tau}_{\text{bh}}}(X_{n+j}; \{(X_i, Y_i)\}_{i=1}^n, V) : j \in [m], \tilde{q}_{n+j} \leq \hat{\tau}_{\text{bh}}\}$.

Finally, we repeatedly resample the calibration and test sets and report the averages over 100 repetitions in Table S.2. The results are consistent with those shown in the introduction: the naive selection meets the informativeness constraint but yields an inflated error rate; **InfoSP** attains both informativeness and trustworthiness, yet exhibits lower statistical power than **InfoSP+**.

Table S.2: Comparison of naive selection, **InfoSP**, and **InfoSP+**. Average of two metrics over 100 iterations are reported. **cPOW** (counting power) is the number of reported prediction sets.

Method	FCR (%)	cPOW
Naive Selection	11.77	23.16
InfoSP	9.23	16.42
InfoSP+	9.54	22.86

E.2 Algorithm descriptions

We summarize **SCIP** and **InfoSP+** in Algorithms S.2 and S.3, respectively.

Algorithm S.2 **SCIP**: selective conformal inference with informative predictions

Input: Calibration data $\mathcal{D}^{\text{cal}} = \{(X_i, Y_i), i \in [n]\}$; Test data $\mathcal{D}^{\text{te}} = \{X_{n+j}, j \in [m]\}$; Informative set constructor $\mathcal{C}^{\mathcal{I}}(\cdot)$; Trust score $T(\cdot, \mathcal{C}^{\mathcal{I}}(\cdot))$; Target FCR level α .

- 1: Construct informative sets $\mathcal{C}_i^{\mathcal{I}} = \mathcal{C}^{\mathcal{I}}(X_i)$ for $i \in [n+m]$;
- 2: Calculate p -values p_j^{GC} as in (9) for $j \in [m]$;
- 3: Calculate threshold $\hat{\alpha}$ by applying BH procedure on $\{p_j^{\text{GC}}, j \in [m]\}$ as in (10);

Output: The reported sets $\mathcal{R} = \{\mathcal{C}_{n+j}^{\mathcal{I}} : j \in [m], p_j^{\text{GC}} \leq \hat{\alpha}\}$.

Algorithm S.3 InfoSP+: An instance of SCIP based on InfoSP.

Input: Non-conformity score $V(\cdot, \cdot)$; Calibration data \mathcal{D}^{cal} ; Test data \mathcal{D}^{te} ; Additional calibration data $\mathcal{D}_0^{\text{cal}}$; Target FCR level α .

- 1: Calculate the \mathcal{L} -adjusted p-values $\tilde{q}_i^0 = \tilde{q}(X_i; \mathcal{D}_0^{\text{cal}})$ for $i \in [n + m]$;
- 2: Calculate the threshold $\hat{\tau}_{\text{bh}}^0$ by applying α -level BH procedure to $\{\tilde{q}_i^0, i \in [n + m]\}$;
- 3: Calculate the truncated \mathcal{L} -adjusted p-values $\tilde{q}_i^+ = \max\{\hat{\tau}_{\text{bh}}^0, \tilde{q}_i^0\}$ for $i \in [n + m]$;
- 4: Construct the informative sets $\mathcal{C}_i^{\mathcal{I}} = \mathcal{C}^{\text{CP}, \tilde{q}_i^+}(X_i; \mathcal{D}_0^{\text{cal}}, V)$ for $i \in [n + m]$;
- 5: Calculate the trust scores $T_i = 1 - \tilde{q}_i^+$ for $i \in [n + m]$;
- 6: Calculate conformal p-values p_j^{GC} as in (9), for $j \in [m]$;
- 7: Calculate $\hat{\alpha}$ by applying α -level BH procedure to $\{p_j^{\text{GC}}, j \in [m]\}$ as in (10);

Output: The reported informative conformal prediction sets $\{\mathcal{C}_{n+j}^{\mathcal{I}} : p_j^{\text{GC}} \leq \hat{\alpha}\}$.
