

Tournament-GRPO: Group-Wise Tournament Rewards for Reinforcement Learning in Open-Ended Long-Form Generation

Zixuan Yang^{1*}, Yiqun Chen^{1*}, Wei Yang^{2*}, Erhan Zhang¹, Zihan Shen³,
Xiaochi Wei⁴, Yan Gao⁴, YIWU⁴, Yao Hu⁴, Jiaxin Mao^{1†}

¹ Renmin University of China

² University of Southern California

³ Zhejiang University

⁴ Xiaohongshu Inc.

zixuanyang@ruc.edu.cn, chenYiqun990321@ruc.edu.cn, maojiaxin@gmail.com

Abstract

Reinforcement learning in open-ended long-form generation is challenging because reliable reference answers and automatic metrics are often unavailable. Existing rubric-based methods typically rely on pointwise LLM-as-a-judge scoring, but absolute scores are difficult to calibrate across complex responses, may provide weak discrimination among same-query rollouts, and can become saturated during optimization. We propose **Tournament-GRPO**, a group-wise reward framework that converts rubric-guided LLM judgments into relative rewards through repeated multi-round tournaments among same-query rollouts. Tournament-GRPO compares candidates within groups, accumulates tournament outcomes, and normalizes them into group-wise rewards for GRPO training. Experiments on Deep Research Bench show that Tournament-GRPO consistently outperforms existing reward-design baselines, achieving a 4.52-point overall-score improvement over the strongest baseline. Further analyses show that tournament rewards provide a favorable effectiveness–efficiency trade-off and that tournament design affects training dynamics. These results suggest that rubric-guided tournament comparison provides an effective reward signal for reinforcement learning in open-ended long-form generation. ¹

1 Introduction

Large language models (LLMs) are increasingly used for open-ended information-seeking tasks such as deep research, report generation, and complex question answering (Nakano et al., 2021; Liu et al., 2023a). Unlike standard question answering, where outputs can often be evaluated with exact match or token-level F1, long-form responses

*Equal contribution.

†Corresponding author.

¹Our code and pre-processing scripts are available at https://github.com/PuffYang/Tournament_GRPO.

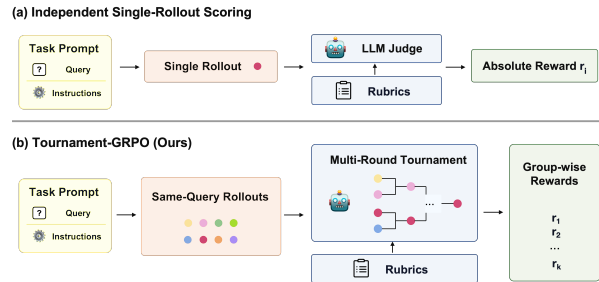


Figure 1: Comparison between independent single-rollout scoring and Tournament-GRPO. Independent scoring assigns an absolute rubric-based reward to each rollout separately, whereas Tournament-GRPO performs rubric-guided comparisons among same-query rollouts and converts tournament outcomes into normalized group-wise rewards.

may synthesize evidence from multiple sources, follow task-specific rubrics, and admit many valid forms (Kamalloo et al., 2023; Sharma et al., 2025). This makes reward design a central challenge for reinforcement learning (RL) in open-ended long-form generation.

A common solution is to use LLM-as-a-judge with task-specific rubrics to assign scalar rewards when reference answers or deterministic metrics are unavailable (Wei et al.; Gunjal et al., 2025). In many rubric-based RL settings, each rollout is evaluated independently against a set of rubrics, and the resulting absolute score is used for policy optimization (Gunjal et al., 2025; Xu et al., 2026). While flexible and scalable, this pointwise absolute-scoring paradigm has several limitations for RL in open-ended long-form generation.

First, **absolute reward calibration is difficult**. A judge must map complex long-form responses, heterogeneous queries, and multiple rubric dimensions onto a single scalar scale. Such scores may be poorly calibrated across queries, rubrics, and training stages, so the same numerical reward may not correspond to the same level of response qual-

ity. Second, **pointwise rubric scores may have weak discriminative ability**. Some rubric dimensions can have much smaller variance than others, or many sampled rollouts may receive similar scores on a saturated dimension. In this case, the aggregated reward provides little useful separation among same-query rollouts, making advantage estimation noisy for group-based RL algorithms such as GRPO (Shao et al., 2024). Third, **absolute scoring can be vulnerable to optimization-induced saturation**. As training progresses, the policy may learn to satisfy easy or stylistic rubric dimensions, causing certain rubric scores to saturate while more subtle aspects such as evidence use, insight, or methodological rigor remain under-optimized. This can reduce the usefulness of absolute rewards and may encourage reward hacking along the dimensions that are easiest for the judge to score.

These issues are especially problematic because GRPO optimizes a policy using multiple rollouts sampled from the same query. In this setting, the reward does not only need to be a plausible standalone quality score; it must reliably distinguish which rollout is better within the same-query group. Recent work on LLM-as-a-judge evaluation also suggests that feedback protocols matter: LLM judges can be sensitive to bias and instability (Shi et al., 2025), and relative comparison can differ substantially from pointwise scoring in reliability and preference consistency (Tripathi et al., 2025; Gao et al., 2025). This motivates a reward design that aligns more directly with the group-relative structure of GRPO.

Motivated by TourRank (Chen et al., 2025), which ranks candidates through iterative within-group comparisons, we propose **Tournament-GRPO**, a group-wise tournament reward framework that converts rubric-guided LLM judgments into relative rewards for GRPO optimization. Rather than scoring each rollout independently, Tournament-GRPO groups same-query rollouts and conducts repeated multi-round tournaments, where shuffled rollouts are partitioned into comparison groups and judged according to the query, rubrics, and candidate responses. Winners receive points and advance across rounds, and the accumulated points are normalized within each query group to form a relative *tournament reward*. This design directly addresses the limitations of pointwise absolute scoring: rubric-guided comparisons reduce reliance on globally calibrated scalar scores,

ranking-based tournament outcomes preserve separation among same-query rollouts, and group-wise normalization makes the reward better aligned with GRPO’s relative advantage estimation. Figure 1 illustrates the key difference between independent single-rollout scoring and our group-wise tournament reward construction.

Our contributions are summarized as follows:

- We identify key limitations of pointwise rubric-based reward design for RL in open-ended long-form generation, including poor absolute-score calibration, limited discriminative ability among same-query rollouts, and optimization-induced reward saturation.
- We propose **Tournament-GRPO**, a group-wise tournament reward framework that compares same-query rollouts through repeated rubric-guided tournaments and converts accumulated tournament outcomes into normalized rewards for GRPO training.
- We conduct experiments on Deep Research Bench (Du et al., 2025) against multiple reward-design baselines. Tournament-GRPO achieves the best overall performance, provides a better effectiveness–efficiency trade-off than exhaustive pairwise comparison, and remains effective under additional backbone and judge settings.

2 Related Work

RL for LLMs. RL has become a widely used approach for aligning LLMs with human preferences and task-specific objectives. Early preference-based RL learns reward functions from human comparisons (Christiano et al., 2017), and RLHF has been widely adopted for language-model alignment (Stiennon et al., 2020; Ouyang et al., 2022). These methods commonly optimize policies with PPO-style algorithms (Schulman et al., 2017), while later work further explores learning from AI feedback or principle-based feedback (Bai et al., 2022) and direct preference optimization without an explicit RL loop (Rafailov et al., 2023).

More recently, RL with rule-based or verifiable rewards has been used to improve reasoning and problem-solving abilities in LLMs (Guo et al., 2025; Wen et al., 2025). In particular, GRPO estimates advantages by comparing multiple sampled rollouts within the same prompt group (Shao et al.,

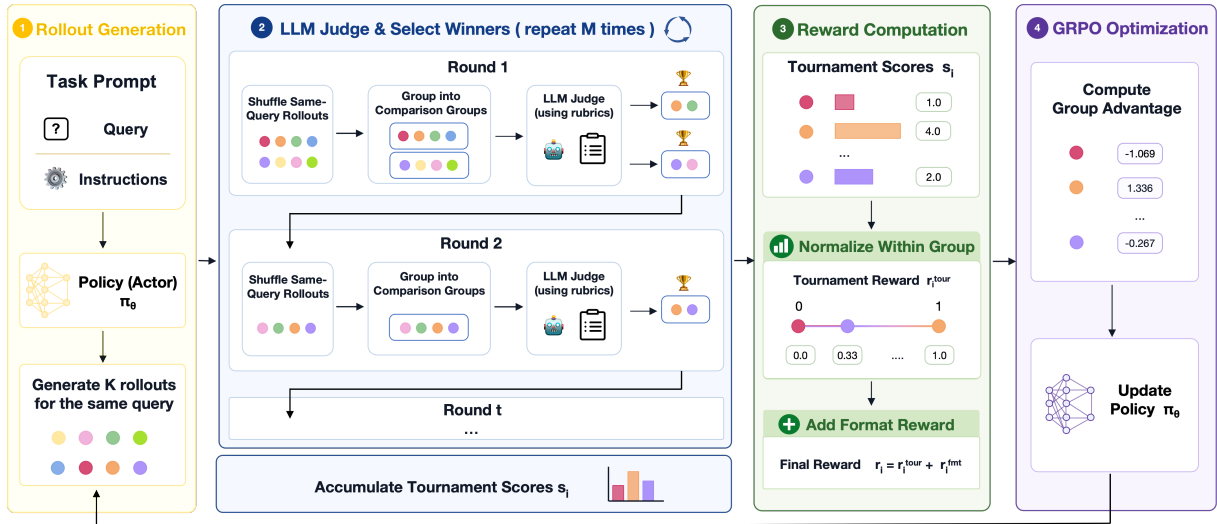


Figure 2: Overview of Tournament-GRPO. For each query, we sample K rollouts and perform a multi-round tournament over M repeats. In each round, rollouts are grouped, judged by an LLM using the rubrics, and winners advance. Winners accumulate points across rounds and repeats. The points are normalized within the query group to produce group-wise rewards, combined with a format reward, and used by GRPO to compute group advantages and update the policy.

2024; Guo et al., 2025). Our work follows this group-based RL setting, but targets open-ended long-form generation, where such deterministic reward functions are typically unavailable and evaluation must rely on rubric-based semantic judgments.

LLM-as-a-judge and rubric-based evaluation.

For open-ended generation tasks, reference-based automatic metrics often fail to capture factuality, coherence, and instruction satisfaction. LLM-as-a-judge has therefore become a common evaluation paradigm, where a strong language model assesses generated responses according to task-specific rubrics (Zheng et al., 2023; Liu et al., 2023b; Li et al., 2023). Recent benchmarks further study the reliability of reward models and LLM judges (Lambert et al., 2025; Tan et al., 2025). Rubric-based evaluators further provide fine-grained feedback and scores for different aspects of response quality (Kim et al., 2024). However, LLM-as-a-judge is also known to suffer from biases and instability, including position bias, verbosity bias, and sensitivity to response length (Zheng et al., 2023; Dubois et al., 2024). These issues can become problematic when raw judge scores are directly used as scalar rewards for RL.

Relative comparison and tournament ranking. Compared with assigning calibrated absolute scores, relative comparison is often a more natural and reliable judgment format. Preference-based

alignment methods use comparative feedback between candidate outputs (Stiennon et al., 2020; Bai et al., 2022). In ranking tasks, TourRank (Chen et al., 2025) proposes a tournament-inspired strategy that uses LLMs to compare candidate documents across multiple rounds and obtain more robust rankings. These studies suggest that relative judgments can provide more stable signals than independent absolute scoring; our work extends this insight from inference-time ranking to group-wise reward construction for RL over same-query rollouts.

3 Method

As shown in Figure 2, Tournament-GRPO compares multiple rollouts sampled from the same query through repeated multi-round tournaments, and converts the resulting tournament outcomes into group-wise rewards for GRPO training.

3.1 Tournament Reward

Given a query q and a set of task-specific rubrics \mathcal{B} , the policy π_θ samples K rollouts:

$$\mathcal{Y}_q = \{y_1, \dots, y_K\}, \quad y_i \sim \pi_\theta(\cdot | q) \quad (1)$$

For each query, Tournament-GRPO repeats the multi-round tournament process M times among same-query rollouts. Let $\mathbf{s} = [s_1, \dots, s_K]$ denote the accumulated tournament scores, initialized as

$s_i = 0$. At the beginning of each repeat, all same-query rollouts are treated as active candidates:

$$\mathcal{C}^{(0)} = \{y_1, \dots, y_K\} \quad (2)$$

At each round t , the current active candidate set $\mathcal{C}^{(t)}$ is first shuffled to reduce order bias and then partitioned into comparison groups $\{P_1^{(t)}, \dots, P_L^{(t)}\}$, where each group contains G candidates. For simplicity, our experiments use configurations in which $|\mathcal{C}^{(t)}|$ is divisible by the group size G . These groups form a disjoint partition of $\mathcal{C}^{(t)}$:

$$\bigcup_{l=1}^L P_l^{(t)} = \mathcal{C}^{(t)}, \quad P_l^{(t)} \cap P_{l'}^{(t)} = \emptyset \quad (l \neq l') \quad (3)$$

For each group, an LLM judge $J_{\text{tournament}}$ selects exactly K_{win} winners to advance to the next round:

$$W_l^{(t)} = J_{\text{tournament}}(q, \mathcal{B}, \{y_i : i \in P_l^{(t)}\}) \quad (4)$$

where $W_l^{(t)} \subseteq P_l^{(t)}$ denotes the selected winners and $|W_l^{(t)}| = K_{\text{win}}$ for each group l . Winners receive points ω_t and form the active candidates for the next round:

$$s_i \leftarrow s_i + \omega_t, \quad \forall i \in W_l^{(t)} \quad (5)$$

$$\mathcal{C}^{(t+1)} = \bigcup_{l=1}^L W_l^{(t)} \quad (6)$$

The tournament stops when the number of winners after a round is no larger than a final-candidate threshold K_{final} :

$$\sum_{l=1}^L |W_l^{(t)}| \leq K_{\text{final}} \quad (7)$$

3.2 Reward Normalization and GRPO Integration

After repeating the tournament process M times, each rollout obtains an accumulated score s_i . We normalize these scores within the same-query group to obtain the tournament reward r_i^{tour} . We use min-max normalization because it can preserve the relative order of rollouts within the group:

$$r_i^{\text{tour}} = \frac{s_i - \min_j s_j}{\max_j s_j - \min_j s_j + \epsilon} \quad (8)$$

We also use a binary format reward $r_i^{\text{fmt}} \in \{0, 1\}$ to enforce the required format. A rollout

Algorithm 1 Tournament-GRPO Reward Computation

Require: Query q , rubrics \mathcal{B} , rollouts $\{y_i\}_{i=1}^K$, the number of tournament repeats M , group size G , winners per group K_{win} , final threshold K_{final} , judge $J_{\text{tournament}}$

Ensure: Tournament rewards $\{r_i^{\text{tour}}\}_{i=1}^K$

```

1: Initialize tournament scores  $s_i \leftarrow 0$  for all  $i$ 
2: for  $m = 1$  to  $M$  do
3:    $\mathcal{C}^{(0)} \leftarrow \{1, \dots, K\}$ 
4:    $t \leftarrow 0$ 
5:   while  $|\mathcal{C}^{(t)}| > K_{\text{final}}$  do
6:      $\tilde{\mathcal{C}}^{(t)} \leftarrow \text{Shuffle}(\mathcal{C}^{(t)})$ 
7:     Partition  $\tilde{\mathcal{C}}^{(t)}$  into groups  $\{P_l^{(t)}\}_{l=1}^L$  of size  $G$ 
8:      $\mathcal{C}^{(t+1)} \leftarrow \emptyset$ 
9:     for  $l = 1$  to  $L$  do
10:       $W_l^{(t)} \leftarrow J_{\text{tournament}}(q, \mathcal{B}, \{y_i : i \in P_l^{(t)}\})$ 
11:      for  $i \in W_l^{(t)}$  do
12:         $s_i \leftarrow s_i + \omega_t$ 
13:      end for
14:       $\mathcal{C}^{(t+1)} \leftarrow \mathcal{C}^{(t+1)} \cup W_l^{(t)}$ 
15:    end for
16:     $t \leftarrow t + 1$ 
17:  end while
18: end for
19: Normalize scores within the query group:

```

$$r_i^{\text{tour}} = \frac{s_i - \min_j s_j}{\max_j s_j - \min_j s_j + \epsilon}$$

```

20: return  $\{r_i^{\text{tour}}\}_{i=1}^K$ 

```

receives $r_i^{\text{fmt}} = 1$ only if it follows the expected format.

The final training reward is the sum of the tournament reward and the format reward:

$$r_i = r_i^{\text{tour}} + r_i^{\text{fmt}}. \quad (9)$$

This reward is then used by GRPO to compute group-relative advantages:

$$A_i = \frac{r_i - \mu(\mathbf{r})}{\sigma(\mathbf{r}) + \epsilon} \quad (10)$$

where $\mathbf{r} = [r_1, \dots, r_K]$ contains rewards for rollouts sampled from the same query. Because r_i^{tour} is derived from relative comparisons within the same-query group, it naturally matches the group-relative structure of GRPO.

The overall tournament reward computation procedure is summarized in Algorithm 1.

4 Experiments

We evaluate Tournament-GRPO on Deep Research Bench (Du et al., 2025), a benchmark for open-ended long-form research tasks. Our experiments are designed to answer the following questions: (1) whether group-wise tournament rewards improve

GRPO training compared with independent absolute rubric scoring; (2) how the number of tournament repeats M affects performance; and (3) how different tournament structures, including comparison group size G and the number of winners per group K_{win} , influence reward quality and training stability.

4.1 Experimental Setup

Training framework and backbone. We build our RL training pipeline on top of ver1² and optimize the policy with GRPO. The policy backbone is Qwen2.5-7B-Instruct (Qwen et al., 2025). For judge-based reward computation, we use a self-deployed Qwen2.5-72B-Instruct (Qwen et al., 2025) as the LLM judge.

Training data. For our RL training, we use the training data from the RL stage of DR Tulu (Shao et al., 2025). The dataset contains prompts that require open-ended long-form answer generation. We split the data into 95% training and 5% validation sets for our experiments.

Query-specific rubrics. Each training query is paired with a set of query-specific rubrics. We generate these rubrics with GPT-4o before RL training and keep them fixed throughout training. The full rubric-generation prompt is provided in Appendix A.

Tools and rollout format. Following the ReAct paradigm of tool-augmented language agents (Yao et al., 2022), we implement two tools in the environment: `google_search`, which returns web search results, and `browse_webpage`, which reads the content of a selected URL. During rollout, the policy samples 8 rollouts per prompt. We provide the full policy prompt in Appendix B. The main implementation hyperparameters are reported in Appendix C.

Tournament-GRPO Configurations. We evaluate two tournament structures: ($G = 2, K_{\text{win}} = 1, K_{\text{final}} = 1$) and ($G = 4, K_{\text{win}} = 2, K_{\text{final}} = 2$). For each structure, we vary the number of tournament repeats M to study how repeated comparisons affect reward quality and training performance. A non-uniform ω_t could emphasize later-round wins, but it also introduces an additional design choice that may interact with $G, K_{\text{win}}, K_{\text{final}}$, and M . We therefore use $\omega_t = 1$ as a simple default and tune

²<https://github.com/volcengine/ver1>

only the tournament structure. The full tournament judge prompt is provided in Appendix D.

4.2 Baselines

The baseline prompts and reward computation details are provided in Appendices E and F.³

Zero-shot. We evaluate the base policy without RL training to measure its initial performance.

Implicit and explicit absolute scoring. We consider GRPO (Shao et al., 2024) and Dr.GRPO (Liu et al., 2025) variants with independent judge scores. The implicit variants ask the judge to assign a single scalar score to each rollout, while the explicit variants compute rewards from rubric-level scores. GDPO (Liu et al., 2026) is included only in the explicit setting. We do not include an implicit GDPO variant because, when the reward is a single scalar judge score, GDPO reduces to the same reward formulation as GRPO implicit, apart from the shared format reward.

Pairwise comparison. Motivated by the pairwise comparison strategy in ArenaRL (Zhang et al., 2026), we include a relative-comparison baseline that exhaustively compares same-query rollouts in pairs. For each rollout, we compute its win rate over all pairwise comparisons and use this win rate as the scalar reward for GRPO training. This baseline isolates the effect of replacing independent absolute scoring with direct relative comparison.

4.3 Main Results

Tournament rewards are inherently relative: they measure how a rollout performs against other sampled rollouts for the same query, rather than its absolute task quality. Therefore, the tournament reward curve cannot be used as a reliable convergence indicator, since the comparison set changes with sampling, grouping, and policy updates. We use training rewards only to monitor whether reward computation behaves normally, and rely on out-of-domain evaluation to assess model performance and analyze tournament hyperparameters.

Tables 1 and 2 report the results after the first and second training epochs, respectively.

After the first epoch, pairwise comparison is the strongest baseline, reaching an overall score of 46.25. Tournament-GRPO further improves

³Unless otherwise specified, all RL methods use the same policy backbone, training data, rollout budget, tool-use setting, format reward, judge model, and training steps; they differ only in how judge feedback is converted into scalar rewards.

Group	Method	Readability	Instruct.	Compre.	Insight	Overall
Baseline	Zero-shot	35.40	34.21	31.42	29.76	32.13
	Dr. GRPO implicit	38.93	37.78	34.51	34.55	35.95
	Dr. GRPO explicit	40.03	38.47	35.80	35.54	36.97
	GDPO	43.22	42.07	39.81	39.05	40.61
	GRPO explicit	41.75	43.43	43.04	42.61	42.79
	GRPO implicit	41.41	40.23	37.85	36.88	38.60
	Pairwise	47.01	47.25	46.36	45.22	46.25
$G = 2, K_{\text{win}} = 1, K_{\text{final}} = 1$	$M = 1$	43.81	43.58	42.40	40.98	42.40
	$M = 2$	51.39	51.51	50.69	50.82	51.01
	$M = 3$	52.09	52.71	52.32	52.04	52.28
	$M = 4$	46.92	47.59	46.50	45.02	46.33
	$M = 8$	47.90	47.91	47.11	45.84	46.98
$G = 4, K_{\text{win}} = 2, K_{\text{final}} = 2$	$M = 1$	49.70	49.53	48.69	48.02	48.79
	$M = 2$	50.08	50.32	49.90	49.82	49.99
	$M = 3$	43.00	43.32	42.78	41.84	42.60
	$M = 4$	50.31	50.34	49.88	49.49	49.90
	$M = 8$	41.48	42.03	41.28	40.39	41.17

Table 1: Results on Deep Research Bench after the first training epoch at step 600. Evaluation uses a self-deployed Qwen2.5-72B-Instruct as the LLM judge.

Group	Method	Readability	Instruct.	Compre.	Insight	Overall
Baseline	Dr. GRPO implicit	40.88	38.92	36.42	35.47	37.38
	Dr. GRPO explicit	40.49	38.98	36.40	36.07	37.51
	GDPO	51.11	51.01	50.52	50.52	50.71
	GRPO explicit	41.26	41.56	41.33	40.77	41.20
	GRPO implicit	33.09	32.97	32.14	31.17	32.14
	Pairwise	51.15	51.34	50.38	50.05	50.57
	$G = 2, K_{\text{win}} = 1, K_{\text{final}} = 1$	$M = 1$	50.06	50.76	50.16	49.94
$M = 2$		52.38	53.04	53.17	52.91	52.96
$M = 3$		48.69	49.43	47.94	46.24	47.81
$M = 4$		<u>53.69</u>	<u>54.92</u>	55.63	<u>55.16</u>	<u>55.04</u>
$M = 8$		52.93	53.90	53.96	54.04	53.84
$G = 4, K_{\text{win}} = 2, K_{\text{final}} = 2$	$M = 1$	52.79	53.26	52.95	53.38	53.14
	$M = 2$	53.03	53.54	53.83	53.80	53.64
	$M = 3$	45.68	46.00	46.23	46.01	46.04
	$M = 4$	49.65	50.92	50.53	50.01	50.32
	$M = 8$	53.81	55.22	<u>55.19</u>	55.40	55.09

Table 2: Results on Deep Research Bench after the second training epoch at step 1100. Evaluation uses a self-deployed Qwen2.5-72B-Instruct as the LLM judge.

over it with multiple settings. The best first-epoch result is obtained by the binary tournament configuration ($G = 2, K_{\text{win}} = 1, K_{\text{final}} = 1$) with $M = 3$, which achieves 52.28 overall, outperforming pairwise comparison by 6.03 points. This shows that group-wise tournament rewards can provide a strong early-stage learning signal while avoiding exhaustive pairwise comparisons.

After the second epoch, the advantage of Tournament-GRPO becomes more pronounced. The best configuration is ($G = 4, K_{\text{win}} = 2, K_{\text{final}} = 2$) with $M = 8$, which achieves the highest overall score of 55.09. The binary tournament with $M = 4$ is also competitive, reaching 55.04 overall and obtaining the best comprehensiveness score of 55.63. These results suggest that both binary and larger-group tournaments can be effective, but they favor different repeat settings

and training stages.

4.4 Optimization Dynamics across Training Epochs

The two checkpoints show that tournament design affects both optimization speed and final performance. Different configurations are favored at different training stages, suggesting that the strength of the reward signal depends on the evolving quality distribution of same-query rollouts.

The binary tournament ($G = 2, K_{\text{win}} = 1, K_{\text{final}} = 1$) is most effective in the early stage. Its best setting, $M = 3$, achieves the highest first-epoch overall score. Early in training, rollout quality is often heterogeneous: some rollouts follow the required format and cover relevant evidence, while others deviate from the task or miss key information. Binary elimination can therefore provide

a sharp preference signal by directly filtering out clearly weaker rollouts.

In contrast, the larger-group tournament ($G = 4, K_{\text{win}} = 2, K_{\text{final}} = 2$) becomes more effective after longer training. Although its $M = 8$ setting is weak after the first epoch, it achieves the best overall score after the second epoch. As optimization progresses, low-quality rollouts become less frequent and same-query rollouts may differ in finer-grained aspects such as coverage, evidence use, and instruction following. Retaining multiple winners in a larger group can provide a softer signal that still favors stronger rollouts while avoiding overly aggressive elimination.

Overall, these results suggest that tournament structure interacts with the training stage. Sharper binary comparisons are useful when rollout quality is highly variable, whereas larger-group comparisons with multiple retained winners may be more beneficial once candidate rollouts become more competitive.

4.5 Reward Design: Effectiveness and Efficiency

We further compare different reward designs in terms of both empirical effectiveness and judge-call complexity. Table 3 summarizes the comparison.

Reward design	Judge calls	Overall
Implicit absolute	$O(K)$	32.14
Explicit absolute	$O(KR)$	41.20
Pairwise	$O(K^2)$	50.57
Tournament-GRPO	$O(MK)$	55.09

Table 3: Efficiency–effectiveness comparison of reward designs on Deep Research Bench.

Here, R denotes the number of rubrics, while K, M, G, K_{win} , and K_{final} are defined in Section 3. Overall scores are reported after the second training epoch.

Independent absolute scoring is computationally efficient, but it is less effective for open-ended long-form generation. Implicit scoring requires only $O(K)$ judge calls, while explicit scoring requires $O(KR)$ judge calls. However, both methods evaluate each rollout independently and therefore rely on calibrated absolute scores. Such calibration is difficult when rollouts differ in length, evidence coverage, reasoning depth, and writing quality. Consistent with this limitation, both absolute-scoring baselines perform substantially worse than relative-comparison methods, with overall scores of 32.14

and 41.20 for implicit and explicit scoring, respectively.

Pairwise comparison avoids absolute-score calibration by directly comparing candidate rollouts and achieves a much stronger overall score of 50.57. However, exhaustive pairwise comparison requires $O(K^2)$ judge calls, making it expensive as the number of rollouts increases. Tournament-GRPO keeps the benefit of relative comparison while avoiding full pairwise enumeration. Starting from K rollouts, each tournament round groups candidates into groups of size G and retains K_{win} winners from each group. Thus, the number of candidates decreases by a factor of approximately K_{win}/G after each round, and the number of comparison groups at round t is approximately $\frac{K}{G} \left(\frac{K_{\text{win}}}{G}\right)^{t-1}$. The tournament stops when the number of remaining candidates reaches K_{final} , which requires approximately $\left\lceil \log_{G/K_{\text{win}}} \frac{K}{K_{\text{final}}} \right\rceil$ rounds. Therefore, the total judge-call cost is proportional to:

$$M \sum_{t=1}^{\left\lceil \log_{G/K_{\text{win}}} \frac{K}{K_{\text{final}}} \right\rceil} \frac{K}{G} \left(\frac{K_{\text{win}}}{G}\right)^{t-1}$$

Since $K_{\text{win}} < G$, this is a geometric series and is linear in K up to a constant factor determined by G, K_{win} , and K_{final} . Hence, the asymptotic judge-call complexity of Tournament-GRPO is $O(MK)$.

Empirically, Tournament-GRPO achieves the best overall score of 55.09, improving over pairwise comparison by 4.52 points while maintaining a substantially lower asymptotic cost. This suggests that tournament-based reward aggregation offers a favorable effectiveness–efficiency trade-off when learning from rubric-based LLM-judge feedback.

4.6 Tournament Hyperparameter Analysis

Tournament performance is affected by multiple design choices, including the comparison group size G , winner count K_{win} , final-candidate threshold K_{final} , and repeat count M . Tables 1 and 2 show that the best repeat count varies across tournament structures and training stages, rather than increasing monotonically with M . This suggests that tournament hyperparameters interact with the evolving policy, instead of acting as independent or uniformly beneficial controls.

Figure 3 provides a dynamic view of the effect of tournament repeats. Both $M = 1$ and $M = 8$

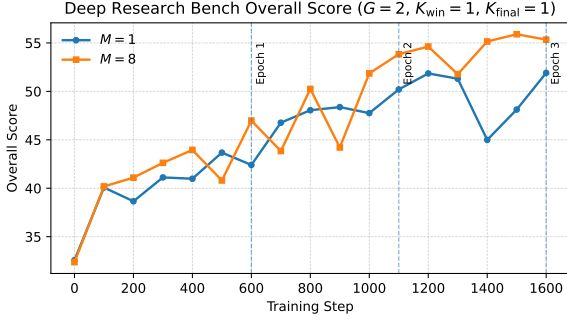


Figure 3: Overall score on Deep Research Bench across training steps for Tournament-GRPO with $G = 2$, $K_{\text{win}} = 1$, and $K_{\text{final}} = 1$. We compare $M = 1$ and $M = 8$.

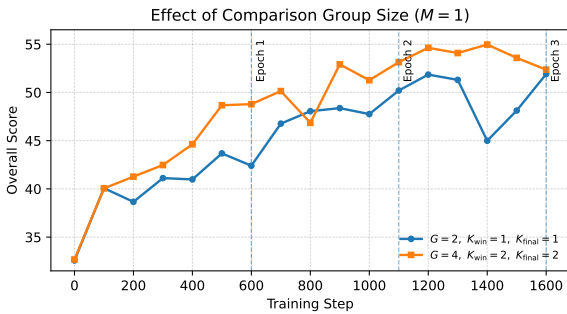


Figure 4: Overall score on Deep Research Bench across training steps for Tournament-GRPO with $M = 1$. We compare $(G = 2, K_{\text{win}} = 1, K_{\text{final}} = 1)$ and $(G = 4, K_{\text{win}} = 2, K_{\text{final}} = 2)$.

improve substantially over training, but they follow different trajectories. The $M = 1$ setting improves more steadily and reaches 51.91 after the third epoch. In contrast, $M = 8$ is less monotonic during training but achieves stronger final performance, reaching 55.34 at step 1600. This suggests that more tournament repeats can provide a stronger final reward signal, although they may also lead to less stable intermediate dynamics.

Figures 4 and 5 compare different tournament structures under fixed values of the repeat count M . When $M = 1$, the larger-group setting ($G = 4, K_{\text{win}} = 2, K_{\text{final}} = 2$) outperforms the smaller-group setting across most training steps, reaching 53.14 versus 50.20 at step 1100. This suggests that larger comparison groups can provide stronger local comparison signals when only one tournament repeat is used.

When $M = 4$, the trend changes. The smaller-group setting ($G = 2, K_{\text{win}} = 1, K_{\text{final}} = 1$) becomes stronger after sufficient training, reaching 55.04 at step 1100 and 54.46 at step 1600, compared with 50.32 and 52.16 for the larger-group

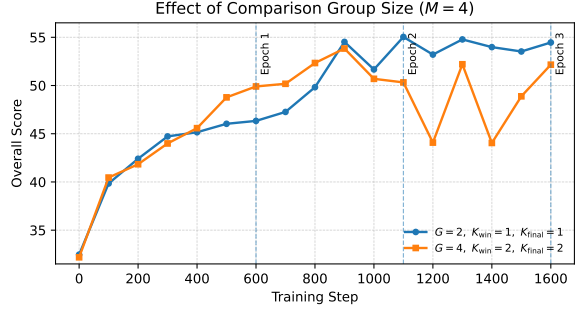


Figure 5: Overall score on Deep Research Bench across training steps for Tournament-GRPO with $M = 4$. We compare $(G = 2, K_{\text{win}} = 1, K_{\text{final}} = 1)$ and $(G = 4, K_{\text{win}} = 2, K_{\text{final}} = 2)$.

setting. This indicates that the benefit of a larger comparison group is not universal; when repeated tournaments are used, smaller pairwise-like comparisons can yield sharper and more stable preference signals.

Overall, these results show that tournament design involves a trade-off between comparison richness, comparison sharpness, and training dynamics. Larger groups expose the judge to more candidates within each local decision, while smaller groups simplify the judgment and may work better when tournament outcomes are aggregated across multiple repeats. Therefore, M , G , K_{win} , and K_{final} should be tuned jointly. We provide additional results with a smaller policy backbone and a different judge model in Appendix G, and a qualitative case study in Appendix H.

5 Conclusion

We presented **Tournament-GRPO**, a group-wise reward framework for RL in open-ended long-form generation. Instead of relying on independently calibrated absolute scores, Tournament-GRPO performs repeated rubric-guided comparisons among same-query rollouts and converts tournament outcomes into normalized rewards for GRPO training. This better matches the group-relative nature of GRPO, where rewards should distinguish same-query rollouts rather than provide globally calibrated standalone scores. Experiments on Deep Research Bench show that Tournament-GRPO outperforms the evaluated reward-design baselines while avoiding exhaustive pairwise judging. Further analyses demonstrate its effectiveness–efficiency trade-off, the impact of tournament hyperparameters on training dynamics, and its robustness under additional backbone and judge settings.

Limitations

Tournament-GRPO still relies on LLM judges, whose preferences may be biased, inconsistent, or sensitive to prompt design. Although tournament comparison reduces the need for globally calibrated absolute scores, it does not eliminate judge-side errors. In addition, tournament reward computation introduces extra judge-call overhead compared with pointwise scoring, and its performance depends on hyperparameters such as group size, winner count, final-candidate threshold, and repeat number. Finally, tournament rewards mainly provide relative preference signals among same-query rollouts; they do not directly identify specific factual errors, missing evidence, or reasoning flaws within a response. Combining tournament rewards with more fine-grained feedback or factuality verification remains a promising direction.

Ethical Considerations

This work uses publicly available data and does not require collecting personally identifiable information. However, models trained with LLM-judge rewards may still produce factual errors, unsupported claims, or biased content, and judge-model biases may be propagated into the trained policy. Users should exercise caution when applying the proposed framework to real-world settings, especially in domains where misinformation or biased content could cause harm. We recommend using factuality checks, citation verification, and human oversight for high-stakes applications.

References

- Yuntao Bai, Saurav Kadavath, Sandipan Kundu, Amanda Askell, Jackson Kernion, Andy Jones, Anna Chen, Anna Goldie, Azalia Mirhoseini, Cameron McKinnon, and 1 others. 2022. Constitutional ai: Harmlessness from ai feedback. *arXiv preprint arXiv:2212.08073*.
- Yiqun Chen, Qi Liu, Yi Zhang, Weiwei Sun, Xinyu Ma, Wei Yang, Daiting Shi, Jiaxin Mao, and Dawei Yin. 2025. Tourrank: Utilizing large language models for documents ranking with a tournament-inspired strategy. In *Proceedings of the ACM on Web Conference 2025*, pages 1638–1652.
- Paul F Christiano, Jan Leike, Tom Brown, Miljan Martić, Shane Legg, and Dario Amodei. 2017. Deep reinforcement learning from human preferences. *Advances in neural information processing systems*, 30.
- Mingxuan Du, Benfeng Xu, Chiwei Zhu, Xiaorui Wang, and Zhendong Mao. 2025. Deepresearch bench: A comprehensive benchmark for deep research agents. *arXiv preprint arXiv:2506.11763*.
- Yann Dubois, Balázs Galambosi, Percy Liang, and Tatsunori B Hashimoto. 2024. Length-controlled alpacaeval: A simple way to debias automatic evaluators. *arXiv preprint arXiv:2404.04475*.
- Mingqi Gao, Yixin Liu, Xinyu Hu, Xiaojun Wan, Jonathan Bragg, and Arman Cohan. 2025. Re-evaluating automatic llm system ranking for alignment with human preference. In *Findings of the Association for Computational Linguistics: NAACL 2025*, pages 4605–4629.
- Anisha Gunjal, Anthony Wang, Elaine Lau, Vaskar Nath, Yunzhong He, Bing Liu, and Sean Hendryx. 2025. Rubrics as rewards: Reinforcement learning beyond verifiable domains. *arXiv preprint arXiv:2507.17746*.
- Daya Guo, Dejian Yang, Haowei Zhang, Junxiao Song, Peiyi Wang, Qihao Zhu, Runxin Xu, Ruoyu Zhang, Shirong Ma, Xiao Bi, and 1 others. 2025. Deepseek-r1: Incentivizing reasoning capability in llms via reinforcement learning. *arXiv preprint arXiv:2501.12948*.
- Ehsan Kamalloo, Nouha Dziri, Charles Clarke, and Davood Rafiei. 2023. Evaluating open-domain question answering in the era of large language models. In *Proceedings of the 61st annual meeting of the Association for Computational Linguistics (volume 1: long papers)*, pages 5591–5606.
- Seungone Kim, Jay Shin, Joel Jang, Shayne Longpre, Hwaran Lee, Sangdoon Yun, Ryan Shin, Sungdong Kim, James Thorne, Minjoon Seo, and 1 others. 2024. Prometheus: Inducing fine-grained evaluation capability in language models. In *International Conference on Learning Representations*, volume 2024, pages 29927–29962.
- Nathan Lambert, Valentina Pyatkin, Jacob Morrison, LJ Miranda, Bill Yuchen Lin, Khyathi Chandu, Nouha Dziri, Sachin Kumar, Tom Zick, Yejin Choi, and 1 others. 2025. Rewardbench: Evaluating reward models for language modeling. In *Findings of the Association for Computational Linguistics: NAACL 2025*, pages 1755–1797.
- Xuechen Li, Tianyi Zhang, Yann Dubois, Rohan Taori, Ishaan Gulrajani, Carlos Guestrin, Percy Liang, and Tatsunori B Hashimoto. 2023. AlpacaEval: An automatic evaluator of instruction-following models.
- Shih-Yang Liu, Xin Dong, Ximing Lu, Shizhe Diao, Peter Belcak, Mingjie Liu, Min-Hung Chen, Hongxu Yin, Yu-Chiang Frank Wang, Kwang-Ting Cheng, and 1 others. 2026. Gdpo: Group reward-decoupled normalization policy optimization for multi-reward rl optimization. *arXiv preprint arXiv:2601.05242*.
- Xiao Liu, Hanyu Lai, Hao Yu, Yifan Xu, Aohan Zeng, Zhengxiao Du, Peng Zhang, Yuxiao Dong, and Jie Tang. 2023a. Webglm: towards an efficient

- web-enhanced question answering system with human preferences. In *Proceedings of the 29th ACM SIGKDD conference on knowledge discovery and data mining*, pages 4549–4560.
- Yang Liu, Dan Iter, Yichong Xu, Shuohang Wang, Ruochen Xu, and Chenguang Zhu. 2023b. G-eval: Nlg evaluation using gpt-4 with better human alignment. In *Proceedings of the 2023 conference on empirical methods in natural language processing*, pages 2511–2522.
- Zichen Liu, Changyu Chen, Wenjun Li, Penghui Qi, Tianyu Pang, Chao Du, Wee Sun Lee, and Min Lin. 2025. Understanding rl-zero-like training: A critical perspective. *arXiv preprint arXiv:2503.20783*.
- Reiichiro Nakano, Jacob Hilton, Suchir Balaji, Jeff Wu, Long Ouyang, Christina Kim, Christopher Hesse, Shantanu Jain, Vineet Kosaraju, William Saunders, and 1 others. 2021. Webgpt: Browser-assisted question-answering with human feedback. *arXiv preprint arXiv:2112.09332*.
- Long Ouyang, Jeffrey Wu, Xu Jiang, Diogo Almeida, Carroll Wainwright, Pamela Mishkin, Chong Zhang, Sandhini Agarwal, Katarina Slama, Alex Ray, and 1 others. 2022. Training language models to follow instructions with human feedback. *Advances in neural information processing systems*, 35:27730–27744.
- Qwen, :, An Yang, Baosong Yang, Beichen Zhang, Binyuan Hui, Bo Zheng, Bowen Yu, Chengyuan Li, Dayiheng Liu, Fei Huang, Haoran Wei, Huan Lin, Jian Yang, Jianhong Tu, Jianwei Zhang, Jianxin Yang, Jiayi Yang, Jingren Zhou, and 25 others. 2025. [Qwen2.5 technical report](#). *Preprint*, arXiv:2412.15115.
- Rafael Rafailov, Archit Sharma, Eric Mitchell, Christopher D Manning, Stefano Ermon, and Chelsea Finn. 2023. Direct preference optimization: Your language model is secretly a reward model. *Advances in neural information processing systems*, 36:53728–53741.
- John Schulman, Filip Wolski, Prafulla Dhariwal, Alec Radford, and Oleg Klimov. 2017. Proximal policy optimization algorithms. *arXiv preprint arXiv:1707.06347*.
- Rulin Shao, Akari Asai, Shannon Zejiang Shen, Hamish Ivison, Varsha Kishore, Jingming Zhuo, Xinran Zhao, Molly Park, Samuel G Finlayson, David Sontag, and 1 others. 2025. Dr tulu: Reinforcement learning with evolving rubrics for deep research. *arXiv preprint arXiv:2511.19399*.
- Zhihong Shao, Peiyi Wang, Qihao Zhu, Runxin Xu, Junxiao Song, Xiao Bi, Haowei Zhang, Mingchuan Zhang, YK Li, Yang Wu, and 1 others. 2024. Deepseekmath: Pushing the limits of mathematical reasoning in open language models. *arXiv preprint arXiv:2402.03300*.
- Manasi Sharma, Chen Bo Calvin Zhang, Chaithanya Bandi, Clinton Wang, Ankit Aich, Huy Nghiem, Tahseen Rabbani, Ye Htet, Brian Jang, Sumana Basu, and 1 others. 2025. Researchrubrics: A benchmark of prompts and rubrics for evaluating deep research agents. *arXiv preprint arXiv:2511.07685*.
- Lin Shi, Chiyu Ma, Wenhua Liang, Xingjian Diao, Weicheng Ma, and Soroush Vosoughi. 2025. Judging the judges: A systematic study of position bias in llm-as-a-judge. In *Proceedings of the 14th International Joint Conference on Natural Language Processing and the 4th Conference of the Asia-Pacific Chapter of the Association for Computational Linguistics*, pages 292–314.
- Nisan Stiennon, Long Ouyang, Jeffrey Wu, Daniel Ziegler, Ryan Lowe, Chelsea Voss, Alec Radford, Dario Amodei, and Paul F Christiano. 2020. Learning to summarize with human feedback. *Advances in neural information processing systems*, 33:3008–3021.
- Sijun Tan, Siyuan Zhuang, Kyle Montgomery, William Tang, Alejandro Cuadron, Chenguang Wang, Raluca Popa, and Ion Stoica. 2025. Judgebench: A benchmark for evaluating llm-based judges. In *International Conference on Learning Representations*, volume 2025, pages 63277–63303.
- Tuhina Tripathi, Manya Wadhwa, Greg Durrett, and Scott Niekum. 2025. Pairwise or pointwise? evaluating feedback protocols for bias in llm-based evaluation. *arXiv preprint arXiv:2504.14716*.
- Xiyu Wei, Qingwei Zong, Xiaoguang Li, Eugene J Yu, and Sujian Li. Qurl: Rubrics as judge for open-ended question answering. In *The Fourteenth International Conference on Learning Representations*.
- Xumeng Wen, Zihan Liu, Shun Zheng, Shengyu Ye, Zhirong Wu, Yang Wang, Zhijian Xu, Xiao Liang, Junjie Li, Ziming Miao, and 1 others. 2025. Reinforcement learning with verifiable rewards implicitly incentivizes correct reasoning in base llms. *arXiv preprint arXiv:2506.14245*.
- Ran Xu, Tianci Liu, Zihan Dong, Tony Yu, Ilgee Hong, Carl Yang, Linjun Zhang, Tao Zhao, and Haoyu Wang. 2026. Alternating reinforcement learning for rubric-based reward modeling in non-verifiable llm post-training. *arXiv preprint arXiv:2602.01511*.
- Shunyu Yao, Jeffrey Zhao, Dian Yu, Nan Du, Izhak Shafran, Karthik Narasimhan, and Yuan Cao. 2022. React: Synergizing reasoning and acting in language models. *arXiv preprint arXiv:2210.03629*.
- Qiang Zhang, Boli Chen, Fanrui Zhang, Ruixue Ding, Shihang Wang, Qiuchen Wang, Yinfeng Huang, Haonan Zhang, Rongxiang Zhu, Pengyong Wang, and 1 others. 2026. Arenarl: Scaling rl for open-ended agents via tournament-based relative ranking. *arXiv preprint arXiv:2601.06487*.

Lianmin Zheng, Wei-Lin Chiang, Ying Sheng, Siyuan Zhuang, Zhanghao Wu, Yonghao Zhuang, Zi Lin, Zhuohan Li, Dacheng Li, Eric Xing, and 1 others. 2023. Judging llm-as-a-judge with mt-bench and chatbot arena. *Advances in neural information processing systems*, 36:46595–46623.

A Rubric Generation Prompt

Before RL training, we generate query-specific rubrics for each training query. The generated rubrics are fixed and used by both Tournament-GRPO and baselines.

Rubric Generation Prompt

Create a query-specific evaluation rubric for the user query below.

User query:

{query}

Return JSON only in this exact shape:

```
{
  "query": "<original query>",
  "rubrics": [
    {
      "dimension": "Coverage / Completeness",
      "title": "<short rubric title>",
      "description": "<one concise query-specific sentence>",
      "importance": "critical"
    }
  ]
}
```

Rules:

- Generate exactly 5 to 7 rubric items.
- Use only these dimensions:
 - Coverage / Completeness
 - Depth / Insight / Explanation
 - Grounding / Citation Quality
 - Instruction / Context Alignment
 - Communication Quality
- Use only these importance values:
 - critical
 - important
 - nice_to_have
- Make each item specific, observable, and non-overlapping.
- Cover at least 3 dimensions when possible.
- Reflect comparisons, recommendations, trade-offs, critiques, benchmarks, or uncertainty when relevant.
- If the query needs evidence, citations, freshness, or benchmarks, include grounding/citation quality.
- Do not add extra keys.
- No markdown. No explanation. JSON only.

B Policy Prompt

The following system prompt is used for RL roll-outs.

Policy System Prompt

You are a research assistant who answers questions through iterative reasoning and research. Follow this protocol exactly.

Tags You May Generate

- <think>...</think>
- <call_tool name="google_search">
search query
</call_tool>
- <call_tool name="browse_webpage">
<https://example.com/page>
</call_tool>
- <answer>...</answer>

System-Inserted Tags

The system will execute your tool calls and insert the results back into the conversation using:

- <tool_output>...</tool_output>
- <snippet>...</snippet>
- <webpage>...</webpage>

Do not generate <tool_output>, <snippet>, or <webpage> yourself.

Tool Rules

- Use <call_tool name="google_search">...</call_tool> for general web search. The content must be a search query, not a URL.
- Use <call_tool name="browse_webpage">...</call_tool> to open a specific URL, usually one returned by a previous google search result.
- Use browse_webpage only when the search snippets are not enough to answer confidently.

Required Output Structure

Your response must follow this structure:

1. Start with exactly one non-empty <think>...</think>.
2. Then perform one or more research segments.
3. In each research segment, first do one or more google_search cycles, and then optionally do zero or more browse_webpage cycles.

Each tool cycle must follow:

```
<call_tool name="...">...</call_tool>
<tool_output>...</tool_output>
<think>...</think>
```

4. End with exactly one final <answer>...</answer>.

Additional Constraints

- Do not output any text outside these tags.
- Do not skip the <think> block before the final <answer>.
- Only output <answer> when you have enough information for a complete response.
- <answer>...</answer> may appear only once, and it must be the final block in the entire response.
- The final answer must be fully contained inside <answer>...</answer>.

Complete Example

Question: What is the capital of France and what is one famous museum there?

<think>I should first confirm the capital of France, then gather one well-known museum in that city before answering.</think>

```
<call_tool name="google_search">
  capital of France famous museum in Paris
</call_tool>
```

```
<tool_output>
<snippet>
  Title: Paris - Wikipedia
  URL: https://en.wikipedia.org/wiki/Paris
  Search Snippet: Paris is the capital and most populous city of France.
</snippet>
```

```
<snippet>
  Title: Louvre Museum
  URL: https://www.louvre.fr/en
  Search Snippet: The Louvre is a world-famous museum in Paris, France.
</snippet>
```

```
</tool_output>
<think>The search results identify a strong candidate, and I should browse the museum's official page before answering.</think>
```

```

<call_tool name="browse_webpage">
  https://www.louvre.fr/en
</call_tool>
<tool_output>
  <webpage>
    Title: Louvre Museum
    URL: https://www.louvre.fr/en
    Content: The Louvre is a museum in Paris and is one
    of the most famous museums in the world.
  </webpage>
</tool_output>
<think>I now have enough information to answer con-
cisely.</think>
<answer>Paris is the capital of France. One famous
museum there is the Louvre Museum.</answer>

```

C Implementation Details

All RL experiments are conducted on 8 NVIDIA H800 GPUs. The computational budget varies across tournament configurations, ranging from approximately 1,696 to 3,648 GPU hours per training run. We report the main training, rollout, tool-interaction, and judge hyperparameters for reproducibility. Unless otherwise specified, all reported results are from a single training run.

Group	Hyperparameter	Value
<i>Training</i>		
	Training batch size	16
	Mini-batch size	16
	Micro-batch size per GPU	1
	Learning rate	1e-6
	Entropy coefficient	0
<i>Rollout</i>		
	Rollout engine	vLLM
	Max assistant turns per trajectory	8
	Policy rollout temperature	1.0
	Policy rollout top- p	1.0
	Rollout log-prob micro-batch size per GPU	2
	Maximum response length	18,000 tokens
<i>Tool interaction</i>		
	Maximum tool response length	3,000 tokens
	Tool response truncation side	middle
<i>Judge</i>		
	Judge temperature	0.0
	Judge top- p	0.95
<i>Validation</i>		
	Validation temperature	0.0
	Validation top- p	1.0

Table 4: Main implementation hyperparameters used in our experiments.

D Tournament Judge Prompt

For Tournament-GRPO, the prompt asks the judge to select a fixed number of winners according to the query and rubrics.

Tournament Judge Prompt

You are an expert judge for deep-research quality. Compare the candidate responses to the same query using the rubric below.

Query:

{query}

Rubric (description, dimension, importance, title):

{rubric_block}

Candidates:

{candidate_block}

Selection rule:

- Select exactly {num_winners} winner(s).
- Prefer responses that are accurate, complete, well-supported, and directly answer the query.
- Return JSON only, without markdown or explanations.
- Use 1-based candidate numbers with this schema: {"winners": [1]}

E Baseline Judge Prompts

Implicit scoring. The implicit scoring baseline asks the judge to evaluate all rubrics jointly and return one scalar score.

Implicit Rubric Scoring Prompt

You are an expert scorer for deep-research quality. Using the provided rubric, score the response to the query below.

Query:

{query}

Response:

{rollout_answer}

Rubric (description, dimension, importance, title):

{rubric_block}

Scoring rule:

- Return one final score in [0, 10], where 0 is worst and 10 is best.
- Do not output explanations.
- Output must be JSON only, with this schema: {"score": 7.5}

Explicit scoring. The explicit scoring baseline asks the judge to evaluate exactly one rubric at a time. The final score is computed by aggregating all per-rubric scores with importance-aware weights.

Explicit Rubric Scoring Prompt

You are an expert scorer for deep-research quality. You must score the response against exactly ONE rubric only. Do not aggregate across any other rubrics.

Query:

{query}

Response:

{rollout_answer}

Single rubric to score:

title: {title}
dimension: {dimension}
importance: {importance}
description: {description}

Scoring rule:

- Evaluate only this single rubric.
- Return one final score in $[0, 10]$, where 0 is worst and 10 is best.
- Do not output explanations.
- Output must be JSON only, with this schema:


```
{
  "score": 7.5
}
```

Pairwise comparison. The pairwise comparison baseline compares two same-query rollouts at a time. For each rollout, we compute its win rate over all pairwise comparisons within the same-query group and use this win rate as the scalar reward.

Pairwise Comparison Prompt

You are an expert judge for deep-research quality. Compare the candidate responses to the same query using the rubric below.

Query:
{query}

Rubric (description, dimension, importance, title):
{rubric_block}

Candidates:
{candidate_block}

Selection rule:

- Select exactly 1 winner.
- Prefer responses that are accurate, complete, well-supported, and directly answer the query.
- Return JSON only, without markdown or explanations.
- Use 1-based candidate numbers with this schema:


```
{
  "winners": [1]
}
```

F Baseline Reward Computation

Implicit scoring. For implicit rubric scoring, the judge returns a raw score $z_i \in [0, 10]$ for rollout i . We normalize it as:

$$r_i^{\text{imp}} = \frac{z_i}{10}. \quad (11)$$

The final reward is computed as:

$$r_i = r_i^{\text{imp}} + r_i^{\text{fmt}}. \quad (12)$$

Explicit scoring. For explicit rubric scoring, each rubric is evaluated independently. Let $z_{i,k} \in [0, 1]$ denote the normalized score of rollout i on rubric k , and let w_k be the raw importance weight of this rubric. We use $w_k = 3$ for critical, $w_k = 2$ for important, and $w_k = 1$ for nice_to_have. The rubric reward is:

$$r_i^{\text{rubric}} = \frac{\sum_{k=1}^R w_k z_{i,k}}{\sum_{k=1}^R w_k}. \quad (13)$$

The final explicit-scoring reward combines the rubric reward and the format reward with equal

weights:

$$r_i = \frac{1}{2} (r_i^{\text{rubric}} + r_i^{\text{fmt}}). \quad (14)$$

Pairwise comparison. For the pairwise comparison baseline, we compare all pairs of same-query rollouts. The reward for each rollout is its pairwise win rate:

$$r_i^{\text{pair}} = \frac{w_i}{K-1},$$

where w_i is the number of pairwise wins obtained by rollout y_i . The final reward is computed as:

$$r_i = r_i^{\text{pair}} + r_i^{\text{fmt}}. \quad (15)$$

G Additional Results with Different Backbones and Judges

We further evaluate Tournament-GRPO under different policy backbones and judge models. All experiments in this section use the same tournament setting: $G = 4$, $K_{\text{win}} = 2$, and $K_{\text{final}} = 2$. We vary the number of tournament repeats M and compare against GRPO implicit and GRPO explicit baselines.

G.1 Qwen2.5-3B-Instruct Policy with Qwen2.5-72B-Instruct Judge

Table 5 and Figure 6 show the results with a smaller Qwen2.5-3B-Instruct policy backbone. Tournament-GRPO consistently outperforms GRPO implicit and GRPO explicit across both checkpoints. At step 1100, the best Tournament-GRPO setting reaches 48.94 overall, compared with 39.16 for GRPO implicit and 41.67 for GRPO explicit. This indicates that group-wise tournament rewards remain effective when the policy backbone is scaled down.

G.2 Qwen2.5-7B-Instruct Policy with Qwen3-30B-A3B-Instruct Judge

Table 6 and Figure 7 show the results when replacing the judge with Qwen3-30B-A3B-Instruct-2507. Tournament-GRPO again outperforms the GRPO baselines. At step 1100, the best Tournament-GRPO setting reaches 55.75 overall, compared with 38.95 for GRPO implicit and 47.65 for GRPO explicit. These results suggest that the effectiveness of tournament-based group-wise rewards is not tied to a single judge model.

Step	Method	Readability	Instruct.	Compre.	Insight	Overall
600	Zero-shot	30.42	31.77	29.02	27.56	29.26
	GRPO explicit	41.73	40.90	38.89	38.80	39.75
	GRPO implicit	39.77	40.45	37.23	36.55	38.07
	Tournament-GRPO ($M = 1$)	42.76	43.23	41.96	40.98	42.05
	Tournament-GRPO ($M = 2$)	43.32	44.27	42.80	41.56	42.81
	Tournament-GRPO ($M = 3$)	44.83	44.65	43.24	42.35	43.50
	Tournament-GRPO ($M = 4$)	46.59	46.88	45.99	44.78	45.86
1100	GRPO explicit	42.98	42.93	41.25	40.59	41.67
	GRPO implicit	40.60	40.57	38.48	38.14	39.16
	Tournament-GRPO ($M = 1$)	46.74	46.84	45.68	45.02	45.88
	Tournament-GRPO ($M = 2$)	48.80	49.31	48.79	48.53	48.82
	Tournament-GRPO ($M = 3$)	50.23	50.12	48.24	48.05	48.94
	Tournament-GRPO ($M = 4$)	48.78	48.77	47.97	47.54	48.12

Table 5: Additional results on Deep Research Bench using Qwen2.5-3B-Instruct as the policy backbone and Qwen2.5-72B-Instruct as the LLM judge. Tournament-GRPO uses $G = 4$, $K_{\text{win}} = 2$, and $K_{\text{final}} = 2$.

Step	Method	Readability	Instruct.	Compre.	Insight	Overall
600	Zero-shot	26.79	27.52	22.98	19.76	23.59
	GRPO explicit	42.04	44.33	42.21	37.08	41.07
	GRPO implicit	36.69	38.49	36.07	31.48	35.28
	Tournament-GRPO ($M = 1$)	45.70	47.27	47.58	43.41	45.88
	Tournament-GRPO ($M = 2$)	48.93	50.15	50.47	48.98	49.77
	Tournament-GRPO ($M = 3$)	48.56	49.80	50.49	48.40	49.38
	Tournament-GRPO ($M = 4$)	46.22	47.61	46.27	42.86	45.47
1100	GRPO explicit	48.47	49.26	48.17	45.62	47.65
	GRPO implicit	38.46	43.45	39.48	35.10	38.95
	Tournament-GRPO ($M = 1$)	48.41	51.32	52.56	52.30	51.65
	Tournament-GRPO ($M = 2$)	47.64	49.37	50.09	48.94	49.28
	Tournament-GRPO ($M = 3$)	49.58	51.67	50.23	48.39	50.04
	Tournament-GRPO ($M = 4$)	53.04	55.92	56.06	56.53	55.75

Table 6: Additional results on Deep Research Bench using Qwen2.5-7B-Instruct as the policy backbone and Qwen3-30B-A3B-Instruct-2507 as the LLM judge. Tournament-GRPO uses $G = 4$, $K_{\text{win}} = 2$, and $K_{\text{final}} = 2$.

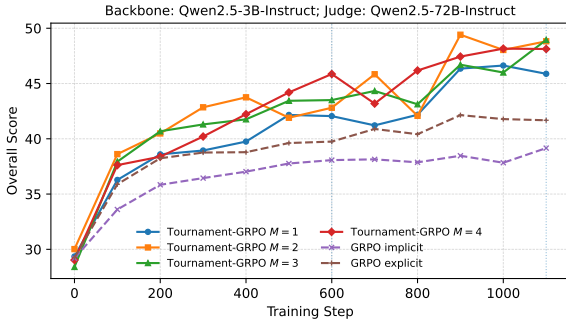


Figure 6: Overall score on Deep Research Bench using Qwen2.5-3B-Instruct as the policy backbone and Qwen2.5-72B-Instruct as the LLM judge. Tournament-GRPO is evaluated with $G = 4$, $K_{\text{win}} = 2$, and $K_{\text{final}} = 2$.

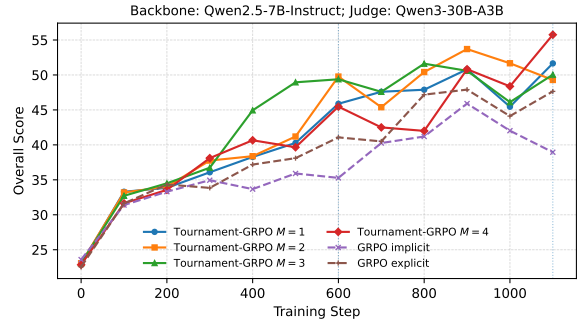


Figure 7: Overall score on Deep Research Bench using Qwen2.5-7B-Instruct as the policy backbone and Qwen3-30B-A3B-Instruct-2507 as the LLM judge. Tournament-GRPO is evaluated with $G = 4$, $K_{\text{win}} = 2$, and $K_{\text{final}} = 2$.

H Case Study

We provide a case study from a training trajectory to illustrate how Tournament-GRPO assigns group-wise rewards by comparing same-query rollouts. This example is taken from the experiment using Qwen2.5-7B-Instruct as the policy backbone and Qwen2.5-72B-Instruct as the tournament judge,

under the tournament setting $M = 2$, $G = 2$, $K_{\text{win}} = 1$, and $K_{\text{final}} = 1$. The trajectory is recorded at training step 451.

Query. The query asks the model to write a research methodology based on a provided title:

research methodology: Implications of poor sanitation service delivery on the livelihoods of people

Rubric	Importance	Description
Core methodology components	Critical	Specifies research design, target population, sampling strategy, data collection methods, data analysis plan, and ethical considerations tailored to low-cost housing areas in South Africa.
Justification of methodological choices	Critical	Justifies the chosen qualitative, quantitative, or mixed-methods approach and explains why it is appropriate for studying sanitation impacts on livelihoods.
Context-specific operationalization	Important	Defines and operationalizes key concepts such as poor sanitation, service delivery, livelihoods, and low-cost housing in measurable or observable terms.
Use of methodological literature and local evidence	Important	Draws on relevant WASH, urban poverty, and South African policy context to support design choices and acknowledges limitations.
Alignment with given title and scope	Critical	Keeps the methodology focused on implications of poor sanitation service delivery for livelihoods in low-cost housing areas in South Africa.
Validity, reliability, and bias	Important	Discusses strategies to enhance validity, reliability, or trustworthiness and to manage bias and contextual constraints.
Structure, clarity, and academic tone	Important	Presents the methodology in a logical, clear, and academically appropriate style suitable for a proposal or thesis chapter.

Table 7: Query-specific rubrics for the research-methodology case study.

living in low cost housing areas in South Africa. write a research methodology using provided title.

Rubrics. Table 7 shows the query-specific rubrics used for tournament judgment. The rubrics emphasize not only methodology completeness, but also methodological justification, contextual grounding, validity, bias control, and academic clarity.

Rollout excerpts. The original rollouts are long, so we show representative excerpts rather than the full trajectories. Both rollouts follow the required output format, but they receive different tournament rewards because the judge compares their rubric alignment within the same-query group.

High-reward rollout. The high-reward rollout receives the maximum normalized tournament reward. It clearly frames the research aim, motivates a mixed-methods design, and links the methodology to the South African low-cost housing context:

This research aims to investigate the multifaceted implications of poor sanitation service delivery on the livelihoods of people living in low-cost housing areas in South Africa. Poor sanitation is a pervasive issue in these areas, which often lacks the infrastructure and services necessary for safe and sustainable living conditions, thereby affecting residents' health, economic well-being, and social stability. To achieve a comprehensive understanding of these impacts, this research will adopt a mixed-methods approach, combining qualitative and quantitative data collection and analysis methods. The study will utilize a triangulated approach to validate and complement findings, ensuring robustness and reliability of results. Ethical considerations and community engagement will be central to the research design, ensuring that the communities are informed and involved throughout the process.

It also gives concrete sampling and participant-selection details:

Sampling Strategy: - **Purposive Sampling:** Select neighborhoods with varying levels of sanitation service provision (e.g., areas with poorly maintained pit latrines vs. areas with partially functional flush toilets). - **Snowball Sampling:** Use initial participants to identify additional respondents who can provide deeper insights and ensure diverse perspectives.

Participant Selection Criteria: - **Residence Criteria:** Households residing in low-cost housing areas with documented poor sanitation service delivery. - **Demographic Criteria:** Participants should include residents of all ages, genders, and socioeconomic backgrounds, including children, adults, the elderly, and persons with disabilities. - **Occupational Criteria:** Include various employment statuses to explore different livelihood impacts, such as formal sector workers, informal sector workers, and those employed in sanitation-related services.

Low-reward rollout. The low-reward rollout also provides a plausible methodology, but it is less favored in tournament comparison. It begins with a broad mixed-methods description:

The research will adopt a mixed-methods approach, combining quantitative and qualitative methodologies to comprehensively assess the implications of poor sanitation service delivery on the livelihoods of people living in low-cost housing areas in South Africa. This choice of approach is motivated by the need to capture both the statistical prevalence and the experiential nuances of the issue at hand. The explanatory sequential mixed-methods design will be employed, where an initial quantitative phase will provide a broad baseline and statistical understanding, and a subsequent qualitative phase will delve into the lived experiences and contextual factors that the quantitative data may not fully capture.

However, compared with the high-reward rollout, it contains less consistently focused organization and some awkward or noisy phrasing in later sections. For example, the following excerpt appears in its limitations and reliability discussion:

Data Analysis and Interpretation Limitations:

- **Generalizability:** While the chosen sampling strategy aims for generalizability, the data may still be skewed towards more accessible areas or better-educated participants, limiting the breadth of generalizable findings. - **Complexity of Data Interpretation:** Integrating qualitative and quantitative data to draw meaningful conclusions, especially in cases where findings from different methods may not align perfectly.

Queenship and Reliability: - **Qualitative Reliability:** Ensuring that qualitative findings are robust and reliable through repeated measurements, peer debriefing, and inter-rater reliability checks, though qualitative data are inherently subjective and context-specific. - **Quantitative Reliability:** Ensuring that quantitative tools and measures are reliable through pilot testing, pretesting, and ensuring high inter-rater reliability. Use of validated scales and instruments from reputable sources will enhance reliability.

This excerpt shows that the low-reward rollout is format-valid and partially relevant, but its organization and wording are less polished and less consistently aligned with the academic methodology rubrics.

Reward comparison. Table 8 compares the logged rewards for the two same-query rollouts. Both outputs receive the same format reward, but the tournament reward distinguishes their relative semantic quality.

Item	High	Low
Raw tournament score	3.0	0.0
Normalized tournament reward	1.0	0.0
Format reward	1.0	1.0
Final reward	2.0	1.0

Table 8: Reward comparison between high-reward and low-reward same-query rollouts.

Analysis. The high-reward rollout receives the maximum tournament reward because it provides a more coherent methodology, gives concrete participant-selection details, and better connects the research design to sanitation service delivery and livelihoods in South African low-cost housing areas. The low-reward rollout receives no tournament reward because, although relevant and format-valid, it is less polished and includes weaker organization and noisy phrasing. This demonstrates

that Tournament-GRPO provides a discriminative reward signal for open-ended writing tasks where quality depends on structure, contextual fit, and rubric-level completeness rather than exact-match correctness.