

# Persistent AI Agents in Academic Research: A Single-Investigator Implementation Case Study

Anas H. Alzahrani, MD, PhD, MPH<sup>1</sup>

<sup>1</sup>Department of Preventive Medicine and Public Health, Faculty of Medicine, King Abdulaziz University, Jeddah, Saudi Arabia, ORCID: [0000-0002-1394-9157](https://orcid.org/0000-0002-1394-9157), [ahalzhrani@kau.edu.sa](mailto:ahalzhrani@kau.edu.sa)

## Abstract

**Background:** Large language model systems are commonly evaluated as models, benchmarks, or short conversational episodes. Less is known about what happens when a persistent AI agent is embedded into a real academic research environment with durable memory, local files, external tools, scheduled routines, delegated roles, and explicit safety protocols.

**Objective:** To describe the implementation, utilization, outputs, resource profile, and governance layer of a persistent agentic research environment used by a single academic physician-scientist over 115 days.

**Methods:** This was a structured self-observed implementation case study conducted from January 31 to May 25, 2026. The unit of analysis was the human-agent environment: the researcher, agent runtime, memory files, tool access, repositories, scheduled jobs, specialized agent roles, and safety protocols. Data sources included recoverable session telemetry, memory files, repository and file-system inventories, model-use logs, decision logs, and documented protocol updates. Outcomes were descriptive and organized using PARE-M (Persistent Agentic Research Environment Measurement), a measurement framework covering system architecture, utilization, artifact production, resource use, reproducibility, and governance/correction domains.

**Results:** Recoverable main-agent telemetry included 75,671 de-duplicated records across 96 active days, including 8,059 user-role messages, 23,710 assistant-role messages, 18,596 tool-result messages, 2,385 tool-call events, and 1,286 model-completed events. The workspace inventory identified 502 memory-related files, 17 configured agent directories, and 57 skill files. Active system time was estimated at 579.7 hours using a 30-minute capped-gap rule and 674.1 hours using a 60-minute capped-gap rule. Memory-derived records identified 482 output-proxy events and 889 failure, verification, correction, or protocol-proxy events. A strict May 2026 trajectory subset captured 627 model-completed events and 73,950,305 recorded tokens, of which 61,278,669 were cache-read tokens (82.9%); token telemetry was therefore interpreted as evidence of a cache-dominant persistent workflow rather than direct cash cost.

**Conclusions:** This case describes a persistent agentic research environment rather than an isolated chatbot interaction. The workflow was cache-dominant: 82.9% of recorded May tokens were cache reads, suggesting that persistent agentic environments may shift the economic unit from cost per token to cost per completed artifact. Future evaluations should use artifact-level denominators, reproducible parsing rules, correction taxonomies, cost-per-artifact estimates, and independent coding of governance events.

**Keywords:** persistent AI agents; PARE-M; academic research; implementation case study; research workflow; token telemetry; agent governance

# 1 Introduction

Current evaluations of large language models emphasize model performance, benchmark scores, or task-level accuracy. This has been productive for comparing systems, but it leaves a gap: many real users no longer interact with AI as a single prompt-response episode. They embed agents into continuing work environments that include memory, files, tools, scripts, calendars, repositories, workflows, and institutional constraints.

This distinction matters in academic research. A physician-scientist does not only ask isolated questions. Research work involves manuscript development, study design, teaching, literature synthesis, code review, software deployment, collaboration, governance, and repeated correction. In this setting, the relevant object is not only “the model.” It is the coupled human-agent environment.

Prior work has described foundation models and their risks, tool-using and reasoning-acting agents, memory-augmented systems, and agent benchmarks [1, 2, 3, 4, 5, 6, 7, 8]. Recent work has also moved toward production-oriented agent memory, memory operating systems, memory-specific benchmarks, and multi-platform state-tracking evaluation [12, 13, 14, 15]. Implementation-science frameworks emphasize that technologies are shaped by users, organizations, context, and adaptation over time [9, 10, 11]. To the author’s knowledge, however, there are still few practice-based quantitative descriptions of persistent AI agents operating inside real academic research workflows.

This manuscript reports a 115-day structured self-observed implementation case study of such an environment. The goal is descriptive: to quantify what was built, how it was used, what outputs were recorded, what resources were consumed, and how safety/governance protocols accumulated. The study does not estimate causal productivity effects. It instead provides an empirical system description and introduces PARE-M (Persistent Agentic Research Environment Measurement), a measurement framework for future prospective evaluation.

## 2 Case Context

The setting was the working environment of a single academic physician-scientist in preventive medicine, public health, clinical research methods, and health data science. The workflow included manuscript drafting, causal-inference teaching, research-tool development, software deployment, literature review, administrative writing, product prototyping, and operational monitoring.

The interaction surface was a Discord-based channel connected to a local workspace. The environment included durable memory files, shell and file-system access, project repositories, scheduled jobs, external APIs, specialized agent roles, and rules governing external actions. The human researcher retained responsibility for scientific judgment, authorship, institutional accountability, and public-facing decisions.

Aqrab.ai and Coefficients Health Analytics are exploratory research-methodology projects associated with the author. Aqrab.ai appeared as one artifact domain in the workspace inventory and is therefore disclosed below as a contextual artifact category, not as independent evidence of scientific efficacy or as evidence of commercial performance.

## 3 Methods

### 3.1 Design and Unit of Analysis

This was a structured self-observed implementation case study over January 31–May 25, 2026. The unit of analysis was the persistent agentic research environment, defined as the combined

human user, agent runtime, memory layer, tools, repositories, scheduled jobs, task protocols, and governance rules.

The study is not a controlled productivity trial. There was no randomized comparison, no matched non-agent workflow, and no prospective baseline. Comparative claims were therefore avoided unless they referred to explicitly observed within-system patterns.

### 3.2 Data Sources and Operational Definitions

Data sources are summarized in Table 1. “Recoverable telemetry” refers to locally available session and trajectory records after de-duplication. A “de-duplicated record” was a unique event retained after removing repeated records produced by overlapping logs. An “active day” was a calendar day with at least one recoverable main-agent event. A “JSONL-like file” was a line-oriented session or trajectory file parsable as event records, even when not every line conformed to strict JSONL. A “skill file” was a local instruction file defining a reusable procedure. A “configured agent directory” was a local role-specific agent folder available to the runtime. An “output-proxy event” was a dated memory entry indicating completion or delivery of a manuscript, teaching artifact, software change, deployment, protocol, analysis, or operational deliverable. The analytic observation window began on January 31, 2026, but recoverable telemetry starts on February 2, 2026; active-day counts and role-event counts are therefore lower-bound estimates for the full 115-day case.

### 3.3 Measures

Measures were organized using PARE-M v0.1, a descriptive measurement framework for persistent agentic research environments. PARE-M v0.1 separates utilization, output, resource, reproducibility, and governance domains and requires that each reported metric include a numerator, denominator, time window, and computation rule.

#### The PARE-M Framework (v0.1)

Metric	Definition	Unit	Computation rule
Active-day fraction (ADF)	Active days divided by calendar days in the observation window	Proportion	Count calendar days with at least one recoverable main-agent event and divide by total calendar days
De-duplicated record count (DRC)	Unique recoverable records after the Supplementary Methods S1.1 de-duplication rule	Count	Apply stable event/message identifiers first; otherwise hash timestamp, role, event type, content prefix, and tool name

Metric	Definition	Unit	Computation rule
Active-time estimate (ATE)	Capped-gap sum across unique event timestamps	Hours	Sort unique timestamps and sum consecutive gaps capped at 30 minutes; report 60-minute sensitivity
Cache-dominance ratio (CDR)	Cache-read tokens divided by total recorded tokens	Proportion	Sum cache-read tokens and divide by total input, output, cache-read, and cache-write tokens in the telemetry subset
Output-proxy rate (OPR)	Output-proxy events divided by active days	Events per active day	Count memory-recorded completed/delivered artifact events and divide by active-day count
Governance-event rate (GER)	Failure, verification, correction, or protocol-proxy events divided by active days	Events per active day	Count memory-recorded governance/protocol proxy events and divide by active-day count
Artifact-surface breadth (ASB)	Distinct artifact-surface categories represented in the workspace inventory	Count	Count unique artifact domains after mapping files to stable surface categories

**Utilization** Utilization measures included ADF, DRC, message-role counts, tool-call events, model-completed events, and ATE (Table 2). Active system time was estimated from unique event timestamps by summing gaps capped at 30 minutes, with a 60-minute cap used as sensitivity analysis.

**Resources** Resource measures included May 1–May 25, 2026 token telemetry, point-in-time VPS runtime characteristics, backup/recovery artifacts, and preliminary cost-accounting fields. Token categories were analyzed separately as input, output, cache-read, and cache-write tokens. Token telemetry was not treated as invoice cost, and VPS/API cost was reserved for invoice reconciliation rather than inferred from server specifications.

**Outputs** Output measures used two layers: memory-recorded output-proxy events and selected artifact-surface counts. File counts were interpreted cautiously because projects, manuscripts, static sites, and generated build products are not commensurable. Detailed inventories are therefore placed

in the supplement rather than used as headline evidence.

**Governance** Governance measures included failure, verification, correction, and protocol-proxy events. These events were identified from memory and lesson files using keyword/rule-based extraction. They are author-coded and require independent validation before being treated as definitive rates.

### 3.4 Reproducibility

The reproducible components are the data schema, parsing rules, de-duplication logic, active-time algorithm, file-classification rules, and output-event extraction logic. Privacy constraints prevent release of raw conversations, credentials, unpublished collaborator material, and private project logs. A de-identified event ledger and parsing scripts are in preparation for preprint release (Supplementary Methods S1).

## 4 Results

### 4.1 Architecture and Utilization

By the end of follow-up, the environment included persistent memory, interaction channels, shell/file access, repositories, scheduled jobs, external APIs, specialized agent roles, and governance protocols (Table 1; Supplementary Figure S1). The inventory identified 502 memory-related files, 17 configured agent directories, 57 skill files, 4,309 main-session files, 3,194 recoverable main JSONL-like files, 5,760 all-agent session files, and 4,388 recoverable all-agent JSONL-like files.

Recoverable main-agent telemetry contained 75,671 de-duplicated records ( $DRC = 75,671$ ) across 96 active days, corresponding to an active-day fraction of 0.835 ( $ADF = 96/115$ ; Table 2). The longitudinal accumulation of activity, outputs, resources, and governance signals is summarized in Figure 2. Active system time was 579.7 hours using the primary 30-minute capped-gap estimate ( $ATE = 579.7$  hours) and 674.1 hours using the 60-minute sensitivity estimate. These are system-activity estimates, not direct human labor hours.

### 4.2 Outputs and Governance

Memory-derived records identified 482 output-proxy events and 1,423 dated memory sections (Table 3). The output-proxy rate was 5.02 events per active day ( $OPR = 482/96$ ). Selected artifact surfaces included manuscripts, teaching artifacts, content drafts, scripts, operational documents, software repositories, calibration-study materials, and deployed research tools; the supplementary inventory identified 10 artifact-surface categories ( $ASB = 10$ ). Because these categories are heterogeneous, the main result is not the raw file total. The defensible finding is breadth: the environment was used across research, teaching, software, content, governance, and operations rather than only text generation.

The same memory layer recorded 889 failure, verification, correction, or protocol-proxy events, corresponding to a governance-event rate of 9.26 events per active day ( $GER = 889/96$ ; Table 3). These included deployment safeguards, external-action checks, credential-handling rules, citation-verification rules, and lessons from duplicate or unsafe actions. The governance layer therefore became part of the operating environment rather than an after-the-fact policy appendix.

### 4.3 Resource Profile

The strict May 1–May 25 trajectory subset captured 627 model-completed events and 73,950,305 recorded tokens (Table 2; Figure 1). Cache-read tokens represented 61,278,669 of the total, yielding a cache-dominance ratio of 0.829 (CDR = 82.9%), compared with 10,697,394 input tokens, 754,633 output tokens, and 1,219,609 cache-write tokens. Provider routes included OpenAI Codex-route usage, OpenAI-route usage, and Anthropic-route usage.

The operating environment ran on a DigitalOcean VPS and included local backup/recovery artifacts (Table 2; Supplementary Table S6). A verified compressed local backup of the OpenClaw environment was created during the observation period, with a recorded checksum, and additional local session/configuration backups were present. This should be interpreted as recoverability infrastructure, not as disaster-recovery maturity: no automated offsite backup schedule or restore drill was verified.

The cache-heavy profile is an empirical signal that persisted context was central to the workflow. It also shows why per-token accounting alone is a poor proxy for value. Preliminary direct-spend tracking identified approximately US\$1,961 in observed system-related spending, but invoice-level reconciliation remained incomplete (Table 2; Supplementary Table S6). Future work should estimate cost per completed artifact, cost per verified workflow, and cost per avoided correction rather than only aggregate token volume.

### 4.4 Efficiency Hypothesis

Aggregate interaction volume did not demonstrate reduced human input. As the environment accumulated memory, tools, and procedures, the scope of delegated work expanded. The strongest observed pattern is therefore capacity expansion, not proven labor substitution. The testable hypothesis for future work is artifact-level efficiency: comparable outputs may require fewer user prompts, fewer corrections, lower active system time, or lower marginal cost after reusable memory and protocols are established.

## 5 Discussion

The principal finding is that persistent agentic infrastructure expanded the capacity and scope of academic work. This was not shown by subjective usefulness alone. It was visible across PARE-M v0.1 utilization and governance metrics: ADF = 0.835, DRC = 75,671, OPR = 5.02 events per active day, GER = 9.26 events per active day, and ASB = 10. The environment became a durable work system spanning research, teaching, software, operations, and safety rules.

The likely mechanism was accumulated context plus reusable procedures. The workspace contained 502 memory-related files, 17 configured agent directories, and 57 skill files. The May token profile strengthens this interpretation: CDR was 82.9%, suggesting that the workflow increasingly depended on reused context rather than isolated fresh inference. This aligns with memory-augmented and stateful-agent work, including recent production-memory and memory-benchmark studies, but differs from benchmark settings that evaluate agents on bounded tasks rather than lived deployment [3, 4, 5, 6, 7, 8, 12, 13, 14, 15].

Governance was not separate from capability. In a persistent environment, the same memory infrastructure that preserves task context also preserves safety rules, prior mistakes, citation requirements, deployment checks, and external-action boundaries. That matters for academic medicine because unpublished projects, collaborator communications, credentials, and public-facing claims can coexist in the same workspace. Implementation frameworks such as CFIR, RE-AIM,

and NASSS are useful here because they treat technologies as adaptive sociotechnical interventions rather than static tools [9, 10, 11].

This case also clarifies why episodic benchmarks miss part of the phenomenon. HELM, SWE-bench, AgentBench, GAIA, and AI-scientist-style evaluations provide important information about model and agent capabilities [2, 5, 6, 7, 8]. They do not directly measure whether a persistent agentic environment improves a researcher’s longitudinal workflow, governance, reproducibility, or cost per artifact. Those outcomes require system-level telemetry and prospective denominators.

The token-market implication is nontrivial. If persistent academic workflows become cache-dominant, then the binding constraint may shift from raw generation cost toward integration, governance, privacy, reproducibility, and provider-routing reliability. For such systems, “cost per token” is less informative than cost per artifact, cost per verified action, and cost per safe external workflow.

## 6 Limitations

This is a single-investigator self-observed case. The author was simultaneously user, system designer, data source, analyst, and beneficiary. There was no control group, no pre-specified output register, no baseline productivity period, and no independent coder for governance events. Artifact categories were assembled retrospectively and represent a positive inventory; abandoned, failed, or never-started work was not systematically counted. File counts are especially vulnerable to inflation from software projects and generated artifacts. Token telemetry was detailed only for May 1–May 25 and should not be conflated with the full 115-day window or with cash cost. These limitations make causal productivity claims inappropriate. They do not eliminate the value of the case as a structured system description.

## 7 Conclusion

Across 115 days, a persistent AI agent embedded in an academic physician-scientist’s workspace accumulated measurable infrastructure, utilization, outputs, resource consumption, and governance rules. The most defensible conclusion is not that the system proved efficiency. It is that persistent agentic research environments can expand capacity while creating new requirements for artifact-level measurement, reproducibility, cost accounting, and safety governance.

## 8 Main Tables and Figure

### 8.1 Table 1. System Architecture and Data Sources

Domain	Component or source	Observed value	Analytic role	Caveat
Observation window	Calendar interval	Jan 31–May 25, 2026; 115 days	Bounds the case	Recoverable telemetry starts Feb 2
Memory	Memory-related files	502	Persistent context and governance	Includes heterogeneous memory artifacts

Domain	Component or source	Observed value	Analytic role	Caveat
Agents	Configured agent directories	17	Role specialization	Does not imply equal activity
Skills	Skill files	57	Reusable procedures	File count, not quality measure
Sessions	Main-session files	4,309	Interaction record source	Completeness varies
Sessions	Recoverable main JSONL-like files	3,194	Parsed telemetry source	“JSONL-like” defined operationally
Sessions	Recoverable all-agent JSONL-like files	4,388	Multi-agent telemetry source	Main analysis uses main-agent records
Governance	Lessons/protocol files	Present	Safety and correction layer	Requires taxonomy validation

## 8.2 Table 2. Utilization and Resource Metrics

Metric	Value	Window	Interpretation	Caveat
Active days	96	Feb 2–May 25	Sustained use	Lower-bound recoverable logs
De-duplicated records	75,671	Feb 2–May 25	Overall telemetry volume	Depends on parser
User-role messages	8,059	Feb 2–May 25	Human input events	Not equal to effort
Assistant-role messages	23,710	Feb 2–May 25	Agent output/events	Includes operational messages
Tool-result messages	18,596	Feb 2–May 25	Tool-mediated work	Not all are successes
Tool-call events	2,385	Feb 2–May 25	External/local action use	Needs action taxonomy
Model-completed events	1,286	Feb 2–May 25	Model invocations in broad recoverable main telemetry	Not identical to billed calls
Active system time	579.7 hours	30-min cap	Primary activity estimate	Not human labor time

Metric	Value	Window	Interpretation	Caveat
Active system time	674.1 hours	60-min cap	Sensitivity estimate	Cap choice requires histogram
Strict model-completed trajectory events	627	May 1–May 25	Reproducible token subset used for Figure 1	Excludes broader session-level usage records
Recorded tokens	73,950,305	May 1–May 25	Resource telemetry in strict trajectory subset	Partial month only
Cache-read tokens	61,278,669; 82.9%	May 1–May 25	Cache-dominant workflow	Not invoice cost
Output tokens	754,633	May 1–May 25	Generated token volume	Not artifact count
VPS host class	DigitalOcean Droplet, lon1; Ubuntu 24.04.4 LTS	Observed May 26, 2026	Runtime infrastructure context	Invoice price not recovered locally
Runtime capacity	4 vCPU; 7.8 GiB RAM; 154 GiB disk, 99 GiB used	Observed May 26, 2026	Compute/storage burden	Point-in-time server state
Backup/recovery artifacts	5.4 GB verified local compressed backup plus local session/config backups	Observed May 2026	Recoverability infrastructure	No verified offsite backup or restore drill
Preliminary observed direct spend	Approximately US\$1,961	Jan 31–May 25	Cash-burden anchor for system operation	Requires invoice-level reconciliation

### 8.3 Table 3. Output and Governance Ledger

Domain	Observed value	Interpretation	Main caveat	Supplement
Dated memory sections	1,423	Structured longitudinal record	Not all are outputs	S1
Output-proxy events	482	Completed or delivered work signals	Keyword/rule-derived	S2
Manuscript surface	39 files	Manuscript-related work	File count not artifact count	S3

**Figure 1. Token telemetry and cache-output relationship**

May 1-May 25, 2026 model-completed trajectory records across configured agents.

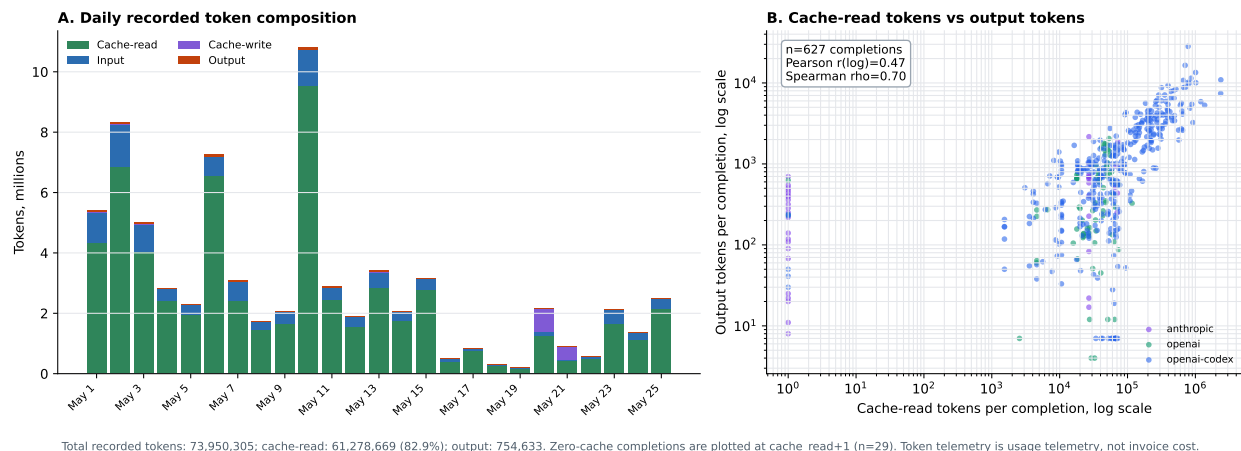


Figure 1: Figure 1. Token telemetry and cache-output relationship

Domain	Observed value	Interpretation	Main caveat	Supplement
Teaching surface	1,488 files	Teaching-material production	May include generated assets	S3
Content surface	54 files	LinkedIn/content drafts	Not all published	S3
Script surface	37 files	Reusable automation	File count not reuse count	S3
Operations documents	41 files	Workflow/governance support	Heterogeneous	S3
Aqrab website source	119 files	Research-methodology project surface	Context-relevant	S3
Calibration/panel app surfaces	61 files	Study infrastructure	Software files not study outcomes	S3
Failure/protocol/verification proxies	889	Governance accumulation	Needs independent coding	S4

#### 8.4 Figure 1. Token Telemetry and Cache-Output Relationship

Panel A shows daily token composition from strict model-completed trajectory records. Panel B plots cache-read tokens against output tokens per completion on log scales. The observed association was positive (Pearson  $r$  on log-transformed counts = 0.47; Spearman  $\rho$  = 0.70), supporting the interpretation that large generated outputs tended to occur in high-context, cache-heavy completions rather than isolated short exchanges.

**Figure 2. Longitudinal evolution of the persistent agentic research environment**

Date-anchored telemetry and memory-derived proxy trajectories over the January 31-May 25, 2026 observation window.

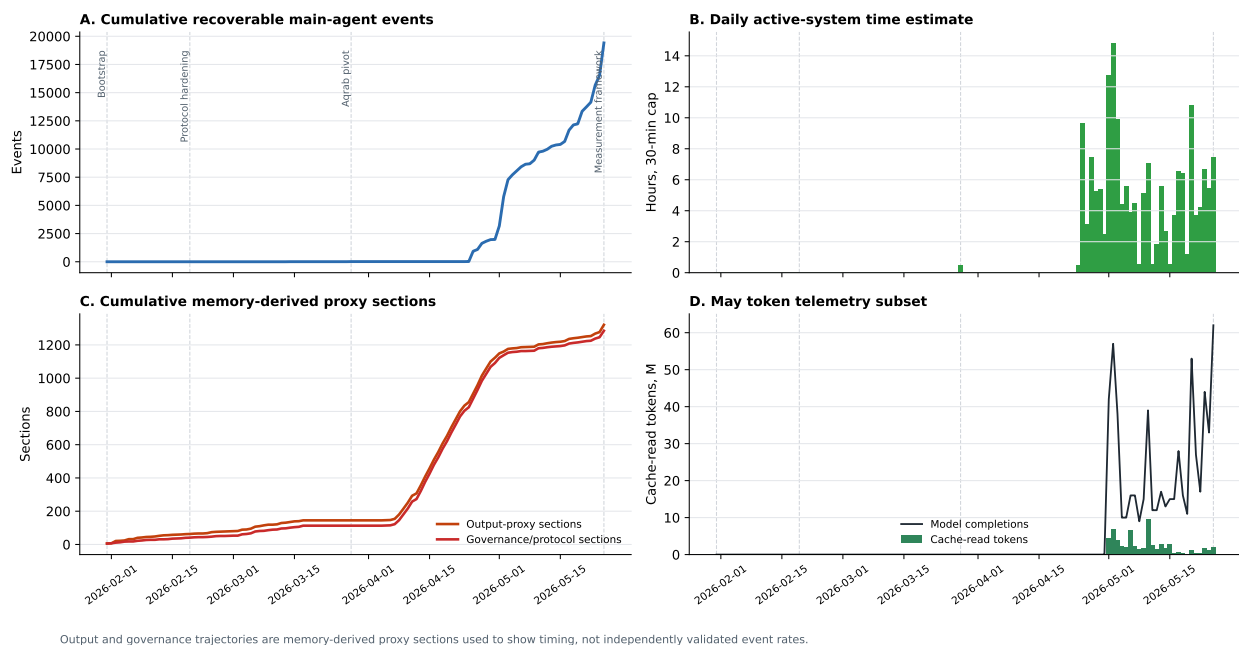


Figure 2: Figure 2. Longitudinal evolution of the persistent agentic research environment

Source files: `figures/figure-1-token-telemetry-cache-output.svg`, `figures/figure-1-token-telemetry-cache-output.pdf`, `figures/figure-1-token-telemetry-cache-output.pdf`, `figures/figure-1-token-telemetry-daily.csv`, and `figures/figure-1-token-telemetry-events.csv`.

## 8.5 Figure 2. Longitudinal Evolution of the Environment

Figure 2 summarizes date-anchored longitudinal evolution of the environment across the observation window, including cumulative recoverable main-agent events, daily active-system time, memory-derived output/governance proxy sections, and the May token-telemetry subset.

Source files: `figures/figure-2-longitudinal-evolution.svg`, `figures/figure-2-longitudinal-evolution.pdf`, and `figures/figure-2-longitudinal-evolution.pdf`.

## 8.6 Supplementary Conceptual Figures

The conceptual architecture diagram has been moved to the supplement because it describes the mental model of the system rather than an observed outcome.

## 9 Supplementary Materials

Supplementary Methods S1: De-duplication key, active-time capped-gap pseudocode, file-classification rules, output-proxy extraction rules, and privacy/de-identification plan.

Supplementary Table S1: Full session and memory inventory.

Supplementary Table S2: Output-proxy event extraction categories and examples.

Supplementary Table S3: Artifact inventory mapped to logical artifacts rather than only files.

Supplementary Table S4: Failure, verification, correction, and protocol taxonomy with proposed second-coder validation.

Supplementary Table S5: Token/provider telemetry, provider-route cache dominance, and invoice-reconciliation plan.

Supplementary Table S6: Runtime infrastructure, backup/recovery artifacts, and cost-reconciliation fields.

Supplementary Figure S1: Persistent agentic research environment architecture.

Supplementary Figure S2: Distribution of event gaps and active-time sensitivity using 15-, 30-, 45-, 60-, and 90-minute caps.

## 10 Reflexivity and Competing Interests

This is a self-observed case study. The author created, used, corrected, and analyzed the environment. This creates unavoidable reflexivity and risk of favorable interpretation. Mitigation steps for the next version include publishing de-identified schemas and extraction rules, adding an independent audit of a subsample of governance events, and separating positive artifact inventories from attempted or abandoned work.

The author is associated with Agrab.ai and Coefficients Health Analytics, exploratory research-methodology projects related to AI-assisted research methodology and evidence evaluation. Agrab-related files were counted as an artifact surface in this case and are disclosed for transparency; they should not be interpreted as evidence of commercial performance.

## A Supplementary Appendix

Manuscript: *Persistent AI Agents in Academic Research: A Single-Investigator Implementation Case Study*

## B Supplementary Methods S1. Reproducibility Schema

### B.1 S1.1 De-duplication Rule

Recoverable logs may contain overlapping records because the runtime stores session, trajectory, and message records in multiple locations. The de-duplicated analytic record should be generated using the first available stable key in this order:

1. Explicit event/message identifier, if present.
2. Hash of {timestamp, role, event\_type, content\_prefix, tool\_name}.
3. Hash of {trajectory\_ts, provider\_route, model, token\_counts} for model-completed records.

Records without timestamps should be excluded from active-time analysis but retained in file/source inventory counts if their source file is recoverable.

### B.2 S1.2 Active-Time Algorithm

Primary estimate:

Input: sorted unique event timestamps for recoverable main-agent records

For each consecutive pair:

```
gap = timestamp[i+1] - timestamp[i]
```

```
contribution = min(gap, 30 minutes)
```

Sum contributions across all pairs

```
Report hours = sum / 3600
```

Sensitivity estimates replace the cap with 15, 45, 60, and 90 minutes. Supplementary Figure S2 reports the raw inter-event gap distribution, active-system hours, and cluster counts under these caps.

### B.3 S1.3 Output-Proxy Extraction Rules

An output-proxy event is a dated memory entry that documents completion, delivery, deployment, submission, publication, revision, analysis, verification, or creation of a substantive artifact.

Candidate keyword families:

- created, drafted, wrote, generated, rendered
- implemented, fixed, patched, deployed, pushed, merged
- verified, validated, smoke test, build passed
- submitted, published, sent, posted
- artifact, manuscript, slides, guide, script, dashboard, app

Exclusions:

- Pure discussion without a delivered artifact.
- Repeated logs of the same artifact unless a materially new version was produced.
- Auto-generated build artifacts unless the analytic unit is explicitly a software surface.

## B.4 S1.4 File-Classification Rules

File counts are artifact-surface indicators, not output counts. Classify files by stable workspace root and intended project role:

- `manuscripts/`: manuscript drafts, reports, responses.
- `teaching-artifacts/`: teaching guides, visuals, slides, video scripts.
- `linkedin/` and content folders: content drafts and social artifacts.
- `scripts/`: reusable local automation.
- `ops/`: operational documents and ledgers.
- `aqrab-website/src/`: Aqrab product source surface.
- `aqrab-calibration-study/research/`: calibration-study research surface.
- `aqrab-calibration-study/panel-app/`: calibration panel app source surface.
- `target-trial-emulation-benchmark/`: benchmark manuscript/data/software surface.

The next version should deduplicate these into logical artifacts, for example: “one guide,” “one deployed app,” “one manuscript version,” or “one analysis pipeline.”

## C Supplementary Table S1. Source Inventory

Source class	Count or status	Used for	Limitation
Daily memory files	99	Longitudinal chronology	Human/agent-authored notes, not raw telemetry
Memory-related files	502	Persistent context inventory	Heterogeneous
Main-session files	4,309	Main interaction source	Completeness varies
Recoverable main JSONL-like files	3,194	Parsed main telemetry	Operationally parsed, not guaranteed strict JSONL
All-agent session files	5,760	Multi-agent source frame	Not primary analytic set
Recoverable all-agent JSONL-like files	4,388	Multi-agent parsed frame	Includes agents outside main case narrative
Configured agent directories	17	Role specialization	Activity level not equal across agents
Skill files	57	Reusable procedure count	Count does not measure execution frequency

## D Supplementary Table S2. Output-Proxy Categories

Category	Examples	Current status
Manuscript/research writing	Drafts, revisions, reports, response letters	Counted as memory/output proxies and artifact files
Teaching artifacts	Guides, visuals, slides, videos, decision trees	Counted as artifact surface; logical dedup pending
Software/product work	Web apps, panel app, deployed tools, scripts	Counted as source surfaces; generated files should be excluded in final audit
Operations/governance	Policies, lessons, decision journals, safety rules	Counted as governance-relevant artifacts
Communication/content	LinkedIn drafts, outreach drafts, public posts	Counted only when recoverable in memory/files

## E Supplementary Table S3. Artifact-Surface Counts

Surface	Raw file count	Logical artifact count after deduplication	Interpretation	Required cleanup
Manuscripts	39 files	Pending audit	Manuscript surface	Group into logical manuscripts/versions
Teaching artifacts	1,488 files	Pending audit	Teaching surface	Exclude generated assets/build products where appropriate
LinkedIn/content drafts	54 files	Pending audit	Content surface	Distinguish draft vs published
Revenue tools	14 files	Pending audit	Revenue-validation surface	Link to lead/revenue outcomes
Scripts	37 files	Pending audit	Reusable automation	Count actual reuse frequency
Operations documents	41 files	Pending audit	Governance/ops surface	Separate policy from logs
Aqrab website source	119 files	Pending audit	Exploratory research-methodology project source surface	Disclose context; do not treat as scientific output or commercial performance

Surface	Raw file count	Logical artifact count after deduplication	Interpretation	Required cleanup
Aqrab calibration research	22 files	Pending audit	Calibration-study research surface	Link to protocol/OSF status
Panel app	39 files	Pending audit	Study infrastructure	Software surface, not outcome
Target-trial benchmark	80 files	Pending audit	Benchmark manuscript/data surface	Separate manuscript, data, and generated outputs

## F Supplementary Table S4. Governance Event Taxonomy

Proposed class	Definition	Examples	Validation need
Verification event	Check performed before/after action	Build tests, DOI checks, deployment smoke tests	Extract exact denominator
Correction event	Error fixed after detection	Wrong default score, auth callback bug, citation correction	Code second sample
Protocol event	Durable rule added	External-action checklist, Vercel deploy rule, credential rule	Distinguish new vs repeated rules
Safety event	Potential harmful disclosure/action prevented or corrected	Credential handling, public-surface limits	De-identify before release
Failure event	Completed action with wrong/undesired result	Duplicate sends, bad DOI, broken deploy	Severity grading needed

The current aggregate count of 889 combines these classes and should not be used as a rate until classified.

## G Supplementary Table S5. Token and Provider Telemetry

Metric	Value	Window	Interpretation
Strict model-completed trajectory events	627	May 1–May 25, 2026	Reproducible subset used for Figure 1

Metric	Value	Window	Interpretation
Total recorded tokens	73,950,305	May 1–May 25, 2026	Usage telemetry, not invoice cost
Input tokens	10,697,394	May 1–May 25, 2026	Fresh/context input
Output tokens	754,633	May 1–May 25, 2026	Generated output
Cache-read tokens	61,278,669	May 1–May 25, 2026	82.9% of recorded tokens
Cache-write tokens	1,219,609	May 1–May 25, 2026	Context written to cache
OpenAI Codex route	68.8M tokens	May 1–May 25, 2026	Provider route, not necessarily invoice line
OpenAI Codex route CDR	84.1%	May 1–May 25, 2026	Cache-read share within this route
OpenAI route	3.2M tokens	May 1–May 25, 2026	Provider route
OpenAI route CDR	84.6%	May 1–May 25, 2026	Cache-read share within this route
Anthropic route	1.9M tokens	May 1–May 25, 2026	Provider route
Anthropic route CDR	35.2%	May 1–May 25, 2026	Cache-read share within this route; lower because cache-write tokens were concentrated here

The strict subset is generated from `model.completed` events in local OpenClaw trajectory files and exported as `figures/figure-1-token-telemetry-daily.csv` and `figures/figure-1-token-telemetry-ev`

## H Supplementary Table S6. Runtime Infrastructure, Backup, and Cost-Reconciliation Fields

Field	Observed value	Source/Timing	Interpretation
Host class	DigitalOcean Droplet, lon1	Local runtime context and hostname/inventory notes	VPS infrastructure used for the observed environment
Operating system	Ubuntu 24.04.4 LTS	<code>lsb_release</code> , May 26, 2026	Runtime operating system
Kernel	Linux 6.8.0-111-generic x86_64	<code>uname</code> , May 26, 2026	Runtime kernel
CPU capacity	4 vCPU observed	<code>nproc</code> , May 26, 2026	Compute capacity
Memory capacity	7.8 GiB total RAM	<code>free -h</code> , May 26, 2026	Memory burden

Field	Observed value	Source/Timing	Interpretation
Disk capacity	154 GiB root disk; 99 GiB used	<code>df -h /</code> , May 26, 2026	Storage burden
OpenClaw installation/workspace footprint	16 GB	<code>du -sh</code> , May 26, 2026	Approximate local environment size
Verified local backup	5.4 GB compressed OpenClaw backup archive	Local backup archive and checksum sidecar, May 5, 2026	Point-in-time compressed recovery artifact
Backup checksum	SHA256 sidecar present for the May 5 archive	Local backup directory, May 5, 2026	Integrity check support
Session/config backups	Session backup folders and <code>openclaw.json</code> backup/last-good files present	Local OpenClaw directory, May 2026	Partial operational recovery layer
Offsite backup	Not verified	Local inspection only	Disaster-recovery limitation
Restore drill	Not verified	Local inspection only	Recoverability not proven end-to-end
Preliminary observed direct spend	Approximately US\$1,961	Memory/cost-tracking summary through May 25, 2026	Direct-spend anchor; not yet invoice-audited
VPS invoice cost	Not recovered locally	Requires DigitalOcean invoice	Should be reported as cash cost only after invoice reconciliation
OpenRouter account usage	134.49 credits used from 140 total credits	Provider account check, May 2026	Provider-credit burden, not necessarily invoice cash
ElevenLabs account	Creator tier; 300,000 character limit; current-period character count 0	Provider account check, May 2026	Subscription/context field
Vercel account	Hobby plan observed	Provider account check, May 2026	Hosting plan field
Supabase billing	Not recovered locally	Management API billing access returned unavailable/forbidden	Requires invoice/admin export

## Supplementary Figure S1. Persistent agentic research environment architecture

Conceptual map of the implementation environment; not an outcome figure.

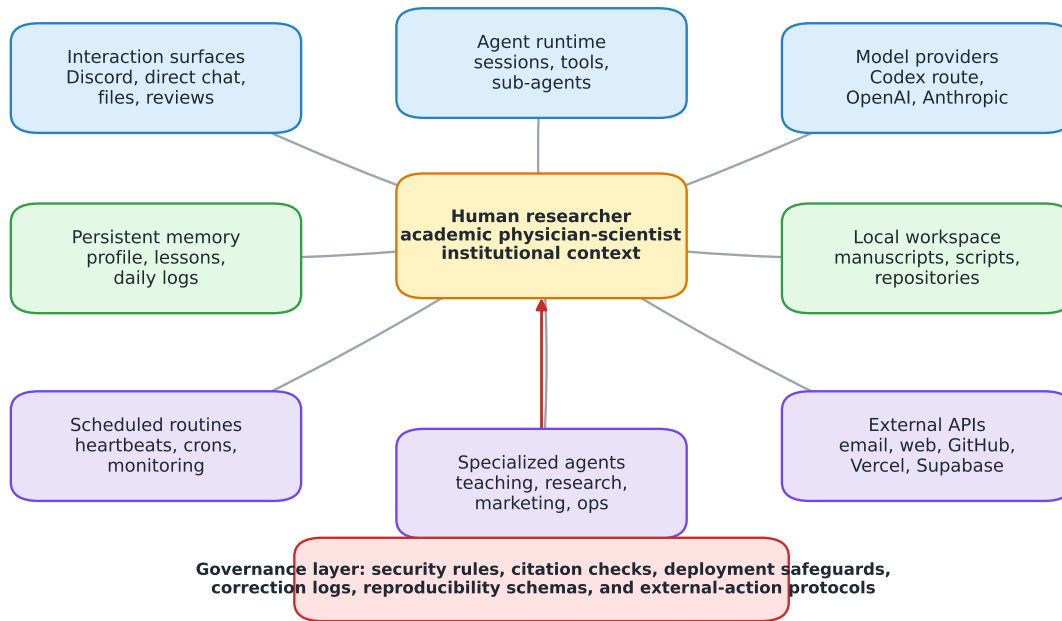


Figure 3: Supplementary Figure S1. Persistent agentic research environment architecture

OpenAI organization costs	Not recovered locally	Costs endpoint unavailable/forbidden with available key	Requires invoice/admin export
---------------------------	-----------------------	---------------------------------------------------------	-------------------------------

Invoice reconciliation should separately report subscriptions, API invoices, provider credits, VPS cost, Vercel, Supabase, OpenRouter, and other services. The backup archive may contain credentials and private project material; it should be described in aggregate for reproducibility but not released publicly.

## I Supplementary Figure S1. Persistent Agentic Research Environment Architecture

This conceptual figure maps the human researcher, agent runtime, memory layer, tools, external APIs, scheduled routines, specialized agents, artifact surfaces, and governance layer. It is retained in the supplement because it explains system structure but is not itself an outcome.

Source files: [figures/supplementary-figure-s1-persistent-agentic-architecture.svg](#), [figures/supplementary-figure-s1-persistent-agentic-architecture.pdf](#), and [figures/supplementary-f](#)

## J Supplementary Figure S2. Active-Time Sensitivity

This figure reports the empirical sensitivity analysis for active-system time estimation. Panel A plots the distribution of raw inter-event gaps, clipped at 180 minutes for display. Panel B reports

## Supplementary Figure S2. Active-time sensitivity

Raw inter-event gaps and capped-gap active-system estimates from recoverable main-agent timestamps.

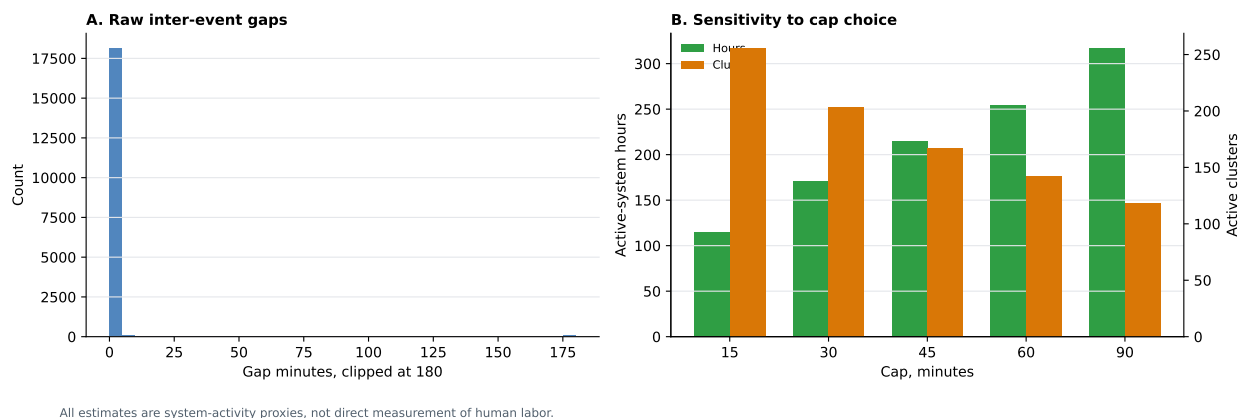


Figure 4: Supplementary Figure S2. Active-time sensitivity

active-system hours and cluster counts under 15-, 30-, 45-, 60-, and 90-minute caps.

Source files: `figures/supplementary-figure-s2-active-time-sensitivity.svg`, `figures/supplementary-figures/supplementary-figure-s2-active-time-sensitivity.png`, and `figures/supplementary-figure-s2`

All estimates are system-activity proxies, not human labor measurement.

## References

- [1] Bommasani R, Hudson DA, Adeli E, et al. On the opportunities and risks of foundation models. arXiv:2108.07258. 2021.
- [2] Liang P, Bommasani R, Lee T, et al. Holistic evaluation of language models. arXiv:2211.09110. 2022.
- [3] Yao S, Zhao J, Yu D, et al. ReAct: Synergizing reasoning and acting in language models. arXiv:2210.03629. 2022.
- [4] Packer C, Fang V, Patil SG, Lin K, Wooders S, Gonzalez JE, Stoica I. MemGPT: Towards LLMs as operating systems. arXiv:2310.08560. 2023.
- [5] Jimenez CE, Yang J, Wettig A, et al. SWE-bench: Can language models resolve real-world GitHub issues? arXiv:2310.06770. 2023.
- [6] Liu X, Yu H, Zhang H, et al. AgentBench: Evaluating LLMs as agents. arXiv:2308.03688. 2023.
- [7] Mialon G, Fourrier C, Swift C, Wolf T, LeCun Y, Scialom T. GAIA: A benchmark for general AI assistants. arXiv:2311.12983. 2023.
- [8] Lu C, Lu C, Lange RT, Foerster J, Clune J, Ha D. The AI Scientist: Towards fully automated open-ended scientific discovery. arXiv:2408.06292. 2024.
- [9] Damschroder LJ, Aron DC, Keith RE, Kirsh SR, Alexander JA, Lowery JC. Fostering implementation of health services research findings into practice: a consolidated framework for advancing implementation science. *Implement Sci.* 2009;4:50. doi:10.1186/1748-5908-4-50.

- [10] Glasgow RE, Vogt TM, Boles SM. Evaluating the public health impact of health promotion interventions: the RE-AIM framework. *Am J Public Health*. 1999;89(9):1322-1327. doi:10.2105/AJPH.89.9.1322.
- [11] Greenhalgh T, Wherton J, Papoutsi C, et al. Beyond adoption: a new framework for theorizing and evaluating nonadoption, abandonment, scale-up, spread, and sustainability of health and care technologies. *J Med Internet Res*. 2017;19(11):e367. doi:10.2196/jmir.8775.
- [12] Chhikara P, Khant D, Aryan S, Singh T, Yadav D. Mem0: Building production-ready AI agents with scalable long-term memory. *arXiv:2504.19413*. 2025. doi:10.48550/arXiv.2504.19413.
- [13] Kang J, Ji M, Zhao Z, Bai T. Memory OS of AI Agent. *arXiv:2506.06326*. 2025. doi:10.48550/arXiv.2506.06326.
- [14] Tan H, Zhang Z, Ma C, Chen X, Dai Q, Dong Z. MemBench: Towards more comprehensive evaluation on the memory of LLM-based agents. *arXiv:2506.21605*. 2025. doi:10.48550/arXiv.2506.21605.
- [15] Deshpande D, Gangal V, Mehta H, Kannappan A, Qian R, Wang P. MEMTRACK: Evaluating long-term memory and state tracking in multi-platform dynamic agent environments. *arXiv:2510.01353*. 2025.