

The Sensation Modulating Network: Haltability as the architectural ground for object-directed phenomenology

G. Nagarjuna*

Indian Institute of Science Education and Research (IISER) Pune, India

Durgaprasad Karnam†

Centre for Educational Technology (CET), Indian Institute of Technology Bombay, India

Abstract

Cognitive science remains split between cognitivism — which accounts for recursion and language but cannot ground formal symbols in meaning — and 4E approaches — which ground cognition in the body but rarely specify the body’s architecture in enough detail to support generativity. We argue the impasse stems from an incomplete account of the embodied agent’s architecture, and propose one: the *Sensation Modulating Network* (SMN), the cognitive agent conceived as the whole body, organized at every anatomical scale by *opponent* dynamics, built from *Sensation Modulators* that sense and act through one substrate, paired into *Coordinated Action Zones* routed by a body-wide broadcast network. Three architectural commitments give the SMN its purchase. *Haltability* — the active recruitment of antagonistic affordance into co-activated equilibrium — provides the architectural locus that object-directed phenomenology, in Husserl’s sense, requires: opponency makes co-activation available, co-activation makes halt possible, halt makes attention possible, attention makes intentional directedness possible, with no module added on top. The *dual-signal property* of self-modulatable action patterns (SMAPs) renders the self/world distinction a structural feature of the wiring rather than a category the agent applies. And the four-level action-pattern hierarchy — Basal, Haltability, Negotiability, Transactional — gives a single architectural trajectory from autonomic regularity to public conventionalization, with the conditions for grammar-grounded generativity locatable as architectural transitions. The SMN’s position on the cognitivism–4E debate is reconciliatory: recursion lives in the modifiable modular dynamics of Negotiable Action Patterns; embodiment lives in the opponent substrate that supports them.

The architecture is presented in descriptive form across the body of the paper. Its formal counterpart — component definitions, single-zone dynamics, the multi-zone network, and eight predicted registers (seven testable, one explicitly hypothetical: inter-body shared intentionality) together with reference simulations realizing each register — is stated in an appendix. The registers are concrete discriminators that controller–plant decompositions, hierarchical generative models, and unstructured-substrate accounts cannot reproduce without further commitments; each is also a fingerprint of a dispositional state of the agent, providing a read of the architecture as a substrate for phenomenology rather than only for behavior.

Keywords: embodied AI, cognitive architecture, haltability, opponency, sensation modulator, phenomenology

*Email: nagarjuna@iiserpune.ac.in; ORCID: <https://orcid.org/0000-0001-6773-8454>

†Email: karnampdurga@gmail.com; ORCID: <https://orcid.org/0000-0002-7620-0223>

1 Introduction

On reading this paper

This paper asks what an embodied cognitive agent must structurally be, and proposes one architectural answer. We ask the reader to entertain four questions. *What if embodiment is not the situation of the brain in the body, but of the brain as one organ within a body that is itself the unit of cognition? What if the muscular system is not the body’s organ for implementing behavior, but its primary organ for sensing space? What if action is, before it is anything else, the means by which an organism computes its location? What if intentional cognition requires, above all, the architectural capacity to halt — to hold an attentional state actively still against ongoing dynamics?* Grant us the alternative architecture these questions suggest, and a number of phenomena fall into place: the boundary between self and world, the directedness of attention, the gap between affordance and action, the layered evolutionary history of motor competence. The objective of this paper is not to demonstrate that this alternative is correct, but that it is *possible* — that an architecture answering all four questions in the affirmative can be specified coherently, formalized in part, and made to do the explanatory work that earlier programs have struggled with. What follows is the specification.

The problem

What is the relationship between a body and a mind? The question is ancient, but the answers available to cognitive science remain unsatisfying. The field is marked by a long-standing tension between two dominant programs. On one side, cognitivism — rooted in a nativist, information-processing paradigm — explains language and reasoning through amodal representations and computational rules, often assumed to reside in the brain (Chomsky, 1957; Fodor, 1975; Pinker, 1994). On the other, 4E approaches (embodied, embedded, enactive, extended) ground cognition in the dynamic, situated action of the whole body within its environment (Varela et al., 1991; Maturana and Varela, 1980; Noë, 2004; Clark, 1997; Thompson, 2007). Both perspectives recognize the evolutionary and biological basis of cognition, but they part ways on the role of the body: whether it is merely an implement for brain-based processes or a constitutive ground of mental life.

The disagreement has persisted for a reason. Cognitivism can account for the compositionality and generativity of language but cannot explain how formal symbols acquire meaning — the symbol-grounding problem (Harnad, 1990). 4E approaches can explain how perception and action are coupled but have struggled to account for the recursive, compositional structure that cognitivism rightly identifies as central to human cognition. Neither tradition has produced a unified account that explains both the grounded, embodied character of animal cognition and the generative, symbolic character of human language and culture. We argue that the impasse stems from an incomplete understanding of the evolved biological architecture of the cognitive agent. Cognitivism treats the body as peripheral input/output hardware; 4E approaches invoke it as constitutive but rarely specify its architecture in sufficient detail to explain generativity. This paper offers an architectural model — one that takes the whole body, not just the brain, as the unit of cognitive analysis.

The proposal

We propose the *Sensation Modulating Network* (SMN): the cognitive agent conceived as the entire body, organized as a network of *Coordinated Action Zones* (CAZs) whose elementary operation is the modulation of sensation through action. Every joint and every muscle pair is organized through Sensation Modulators that simultaneously sense and act, while sensory surfaces participate as transducers (read-only sense organs) coupled into the same sensation-modulating network. The nervous system is not the cognitive engine but the plastic communication backbone that routes signals among these distributed processing elements.

A central architectural assumption is that action does not require initiation from a central or distributed command. Organisms without nervous systems already exhibit movement; isolated cardiac tissue continues to beat rhythmically (Llinás, 2001; Levin, 2014, 2023; Marder and Calabrese, 1996). The capacity for action is intrinsic to living cells. Unless redirected by internal or external affordances, action patterns persist. The nervous system’s primary cognitive role is therefore not to generate action but to indispensably participate in modulating dynamics by routing signals that alter them and to hold a shareable state-space in the network. Cognitive science has tended to treat the body as peripheral: an effector for the controller, a sensor array for the brain, a scaffolding for embodied cognition. But biological bodies are not peripheral. They are

organized at every anatomical scale by *opponent* dynamics, and those opponent dynamics are where feeling and knowing meet (Damasio, 1999, 2010, 2021). Sympathetic and parasympathetic balance the autonomic state. Flexor and extensor balance every joint. Left and right axial musculature balance posture against gravity. Excitation and inhibition balance every cortical and subcortical computation.

The SMN architecture is organized around a hierarchy of action patterns with increasing degrees of modulatory freedom: Basal Action Patterns (BAPs) — self-sustaining, environmentally coupled routines that consume metabolic energy but not attention; Halttable Action Patterns (HAPs) — action patterns that can be paused, redirected, and recomposed, the pivot point of the hierarchy; Negotiable Action Patterns (NAPs) — HAPs rephased and recombined under perceptual predicates, enabling context-sensitive coordination; and Transactional Action Patterns (TAPs) — NAPs that leave durable public traces (gestures, marks, vocalizations), entering the inter-subjective domain. The transition from BAP to TAP is the cognitive trajectory of the organism: from a body immersed in a habitat to a body that participates in conventionalization, language, and culture. The full development of the typology and its formal treatment occupies §7; in this paper we develop the architectural conditions under which the BAP–HAP levels are stable and the NAP layer becomes reachable. The TAP extension — and through it, the architectural grounding of generative grammar and symbol use — is the subject of companion work.

Specification and phenomenology

What the embodied-cognition tradition — from Merleau-Ponty’s lived body (Merleau-Ponty, 2013) through Piaget’s developmental schemas (Piaget, 1952, 1971), Maturana and Varela’s autopoiesis (Maturana and Varela, 1980; Varela et al., 1991), Dreyfus’s critique of representationalism (Dreyfus, 1972, 1992; Dreyfus and Dreyfus, 1986), and Noë’s sensorimotor enactivism (Noë, 2004) — has generally not provided is an architectural specification: a tractable engineering description of what an embodied cognitive agent must structurally be. This paper offers such a specification, biologically inspired but not biologically constrained, intended as a design specification for cognitive agents (artificial, robotic, or animal), grounded in the evolutionary–developmental biology of animal body plans (Carroll, 2005; Nielsen, 2012). A consequence of taking opponency seriously is that an SMN’s default state is *self-modulation*: heart contracts, modulating intrathoracic pressure, modulating diaphragm activity, modulating posture, modulating vestibular input, modulating ocular reflexes that stabilize gaze, and so on without pause. Every persistent input to the SMN is, by default, embedded in a coordinated pattern of self-modulation that we call a Self-Modulatable Action Pattern (SMAP). SMAPs have the structural property that *both ends* of any modulation relation are within the SMN, with efferent access on both. An external object, by contrast, has no efferent stream the SMN can read. The architectural distinction between self-modulation and world-contact is therefore the difference between two efferent streams jointly parameterizing a sensory channel and one efferent stream alone — a fact about the wiring, not a category the agent applies.

The architectural payoff that motivates the paper concerns *phenomenology*. What does an embodied system need in order to support object-directed phenomenology in Husserl’s sense (Husserl, 1900–1901, 1913)? The answer this paper develops is: *haltability*. Without gaps in action — without the architectural ability to halt and attend — there is no agent capacity to hold something as available, interruptible, and resumable, and therefore as aboutable. The claim is structural rather than metaphysical: haltability provides the architectural locus the phenomenological tradition’s notion of intentional directedness needs, not that haltability *produces* phenomenology. The chain runs through the architecture — opponency makes co-activation available; co-activation makes halt possible; halt makes attention possible; attention makes intentional directedness possible — not through any module added on top. The eight registers we catalogue in §8 are behavioral fingerprints of this dispositional architecture, providing a read of the architecture as a substrate for phenomenology rather than only for behavior.

Plan of the paper

§2 introduces the SMN as a layered opponency-grounded architecture in evolutionary–developmental context, and explains why this view of the substrate differs from the more standard treatment of the body as either an effector for a central controller or as an unstructured reservoir whose dynamics happen to be useful. §3 states the six architectural commitments the rest of the paper develops. §§4–8 present the architecture in descriptive terms: zones and the Sensation Modulator, the Coordinated Action Zone with its haltability operator, transducers and the reafference principle, self-modulatable action patterns and the dual-signal

property, the phase-oscillator description of CAZ networks, and the multi-CAZ broadcast network specified as a hybrid graph-dynamical system. The formal counterpart of each architectural section — the equations, the parameter dependencies, the SMN tuple, the eight predicted registers, and the reference-simulation realizations — lives in Appendix 1, cross-referenced at each architectural commitment. The body is written for readers who want to follow the architectural argument from question to register without parsing equations; the appendix is written for readers who need the mathematical statement. §9 situates the architecture in relation to existing accounts in cognitive science, philosophy of mind, and cognitive robotics — a comparison placed after the architectural development so that affinities and substantive differences can be stated against structural commitments rather than against forward-pointers. §10 concludes with what the paper has delivered, why it might warrant consideration, and what is deferred to the companion program.

Two appendices follow the conclusion. Appendix 1 (*Tentative Formalism and Results of Simulations*) is the formal counterpart to the main body, with the architectural dynamics stated as equations, the reference-simulation outputs reported register-by-register, and the implementation-design choices that realize the architecture in code. Appendix 2 is a pointer to the open-source code repository *SMN-Hydrogen* (<https://github.com/gnowgi/SMN-Hydrogen>), which releases the reference simulation code under GPL v3 with a short note on the repository’s name and on what the code does and does not exhibit.

2 The Sensation Modulating Network in evolutionary–developmental context

This section introduces the SMN architecture from first principles. The aim is to show that each architectural commitment we will formalize in §§4–8 is biologically motivated rather than stipulated, and that the SMAP-default of §6.7 follows from the architecture rather than being imposed on it.

2.1 Opponency at every scale of organization

The biological body is organized by opponent dynamics at every scale at which it is organized. We list the principal layers without attempting completeness.

The biochemical and homeostatic layer. Below the autonomic, every cell maintains itself through opponent metabolic dynamics. Anabolic and catabolic pathways oppose each other: protein synthesis against proteolysis, glycogen storage against glycogenolysis, lipogenesis against lipolysis, bone deposition against resorption. Endocrine regulation is a tissue of opponent dyads: insulin against glucagon, parathyroid hormone against calcitonin, thyroid hormone against its peripheral attenuation. Ionic homeostasis runs on opponent transporters maintaining Na^+/K^+ , Ca^{2+} , and pH gradients across membranes. In each case the metabolic, hormonal, or ionic set point is the dynamic balance of opponent processes — not a value computed centrally and imposed. The autonomic balance discussed below is the system-level expression of a principle that already operates in the chemistry of every cell.

The autonomic layer. Sympathetic and parasympathetic divisions of the autonomic nervous system continuously balance arousal, heart rate, respiratory drive, digestion, and pupillary diameter. The opposition is not optional or occasional: it is the operating mode of the system, with homeostatic set points emerging from the dynamic balance rather than being computed and imposed (Damasio, 1999, 2010). Damasio’s “feeling of what happens” is grounded in this layer: feeling is the dynamic state of opponent autonomic balance, available to the organism as a primary mode of self-knowledge prior to any representational claim.

The motor layer. Sherrington’s law of reciprocal innervation (Sherrington, 1906, 1905) established that every voluntary movement involves coordinated activation of an agonist and relaxation of its antagonist, so that flexor and extensor at any joint are jointly modulated rather than independently controlled. The dynamic balance of opponent motor units is what produces a stable joint posture; modulation of that balance is what produces movement. Equilibrium-point control (Feldman, 1986, 2015) formalizes one consequence of this organization: the controlled variable is the equilibrium of the opponent pair, not the activation of either pole alone.

The bilateral and segmental layer. Locomotion in tetrapods, segmental swimming in fish, peristalsis in molluscs and worms, undulation in lampreys all exhibit alternating left–right opponency at the trunk level (Grillner, 2006; Grillner and Manira, 2020; Marder and Bucher, 2001; Marder and Calabrese, 1996). Central pattern generators implement this opponency through reciprocal inhibition between bilateral half-centers; the resulting dynamics produce travelling waves or alternating gaits without external timing signals. The same architectural principle scales: the segmental body plan of bilateria is itself a layered opponency, with each segment’s dynamics coupled to its neighbours through anti-phase coordination.

The neural layer. Excitation–inhibition balance is a defining operating feature of cortical and subcortical circuits, not a homeostatic by-product (Marder and Bucher, 2001; Marder, 2011, 2022). Perturbations of the balance produce specific behavioral and clinical signatures. The simple “every circuit is E/I balanced” picture is increasingly refined by recent accounts of inhibitory diversity and hetero-cellular sub-types: the architectural commitment is to opponent dynamics at the layer, not to a uniform two-population implementation of them, and finer-grained accounts in which subtypes of interneurons enter into specific opponent relations with each other and with pyramidal cells remain compatible with the SMN’s layer-level commitment.

The pattern is the same at every layer: the architectural primitive is an opponent pair whose dynamics produce a balance state, and the agent’s behavior and feeling emerge from modulation of that balance. We take this convergence across layers as the substantive empirical observation that grounds the SMN architecture.

2.2 The Sensation Modulator as the smallest unit of opponency

Each end of an opponent pair must both *sense* (register the state of the pair as a whole, in order to maintain or modulate balance) and *act* (contribute to the dynamics that produce the state). This is true at every layer of §2.1. The flexor’s gamma-motor-neurone-mediated spindle reading registers the joint angle that the flexor and extensor jointly produce; a sympathetic ganglion’s afferent feedback registers the cardiopulmonary state that sympathetic and parasympathetic activity jointly produce.

We formalize this dual function as a *Sensation Modulator* (SM): the smallest structural unit of the SMN. Each SM has a *mechanical interface*, through which it engages the body’s geometry (a configuration variable and an associated force), and a *messaging interface*, through which it participates in the SMN’s network of communication (an efferent activation it receives and an afferent stream it emits). The SM is not a modeling choice; it is what biological tissue *does* at every layer where opponency is the operating principle: the same tissue that produces displacement also senses what the displacement did to the sensory field — it modulates sensation through action. The formal specification is given in §4, and the network composed of these elementary modulators is the eponymous *Sensation Modulating Network*.

A note on terminology. We use the communication-engineering phrase “messaging interface” (or, where the channel-like character is salient, “messaging channel”) rather than “neural pathway”. The architecture is implementation-neutral: an artificial SMN realization could use any signaling substrate (electrical, hormonal, optical, software). Using “messaging” keeps the architectural role primary and avoids the implication that neurons are required for the architecture to work — a matter we return to in §2.5. We avoid “port” deliberately, since it carries fixed prior connotations in port-Hamiltonian systems theory and in electrical/sonar “dual-port transducer” usage that do not match the SMN’s architectural meaning of *interface to a domain*.

2.3 Each CAZ is a balance with a messaging beam

A *Coordinated Action Zone* (CAZ) is a pair of Sensation Modulators in antagonistic relationship — two zones Z_+ and Z_- whose forces oppose along a shared configuration variable (a joint angle, a cardiac cycle phase, a breathing volume, a postural sway angle, a phonatory aperture) — together with a small computational substrate, the *communication board* B , that routes messages between them. The CAZ is the smallest scale at which opponency produces a coherent body-state variable that the agent can both sense and modulate.

The image to hold in mind is a balance scale. A balance has two pans whose positions are coupled inversely through a rigid beam: when one pan rises, the other falls, and the equilibrium of the system is the configuration in which the pans’ loads are matched. A CAZ behaves dynamically like a balance: forces from Z_+ and Z_- oppose along the shared variable; the system’s equilibrium is the configuration in which the two are matched; modulating one end displaces the equilibrium predictably. The instrument-like calibration that physical balances exhibit — their sensitivity, their reliability, the inverse-functional relationship that makes

them well-behaved measurement devices — is recovered for the CAZ because of the same opponent inverse coupling.

There is one consequential disanalogy. A balance’s beam is a rigid mechanical object; the inverse coupling of the pans is implemented in the physical geometry of the beam. A CAZ has no such mechanical beam. Even when Z_+ and Z_- are anatomically adjacent — the flexor and extensor of the same finger, sharing the same forearm — they are not mechanically coupled the way the pans of a balance are. Their dynamic balance is not produced by their proximity but by the board B , which routes the message each zone emits to its opponent partner, supplying the reciprocal activation that each zone receives. **The board is the beam of the CAZ-balance, but the beam is informational rather than physical.**

This is the architectural point that distinguishes the SMN from a literal mechanical model. The CAZ generalizes the balance principle to systems whose opponent coupling is mediated through messages rather than through rigid geometry. This generalization is what makes the architecture *cognitive* rather than merely mechanical: an informational beam can be re-routed, re-weighted, gated, or modulated in ways a rigid beam cannot. A physical balance’s beam cannot rewire itself; the SMN’s board can. This is where learning, adaptation, and context-sensitivity enter the architecture — not as additional machinery added to a mechanical substrate, but as the natural operating mode of a balance whose beam is a messaging substrate.

We will see later (§5.3) that haltability — the active holding-still that distinguishes coordinated stopping from passive relaxation — is a function of the antagonism between Z_+ and Z_- . The board does not generate haltability; antagonism does, by making available a state of co-active equilibrium in which forces cancel. The board’s role is to recruit this affordance: to put the system into the co-activated state, maintain it against perturbation, and release it when appropriate. The structural fact that opponent zones afford active equilibrium is the precondition; the board exploits the affordance.

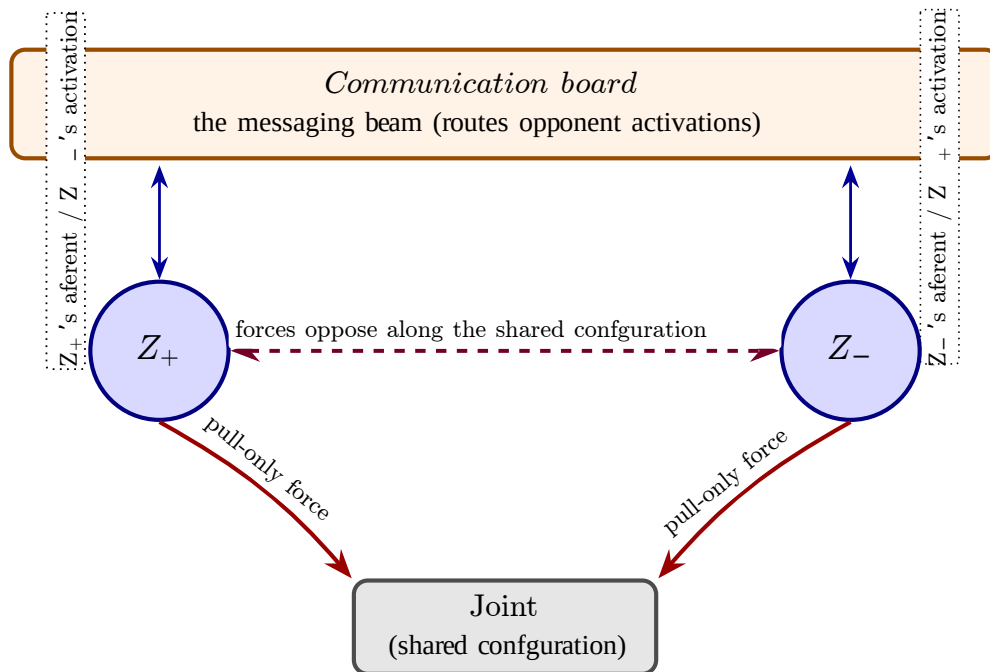


Figure 1. The CAZ as a balance with a messaging beam. The two opponent zones Z_+ and Z_- are the pans: they exert pull-only forces along the shared configuration of the joint (the fulcrum at the bottom). The communication board (the messaging beam at the top) routes each zone’s afferent signal to its opponent partner as the reciprocal activation — the same message channel carries Z_+ ’s afferent upward and Z_- ’s activation downward, and symmetrically on the other side. The board is not a rigid mechanical link — the two zones are not mechanically coupled — but an *informational* beam: it weights, gates, and releases the routing as the task and the haltability operator demand (§§5–5.3). The misanalogy with a physical balance is exactly this: a physical balance’s beam is rigid; a CAZ’s beam is messaging.

2.4 Muscles as the substrate of spatial cognition

A consequence of the Sensation Modulator’s structure that we want to register before describing the network is the following. The Sensation Modulator is the only element of the SMN that produces *displacement* — physical change of geometric configuration in the body’s reference frame and, through mechanical contact, in the world’s geometry. A transducer can register that something is happening, but it cannot by itself register *where* anything is, because “where” is constituted by displacement relative to a body-anchored frame, and only the Sensation Modulator’s mechanical interface participates in that frame.

The architectural consequence is that Sensation Modulators — muscles in vertebrate parlance, with their analogues at non-motor layers (cardiac contraction displacing blood, peristalsis displacing luminal contents, ciliary motion displacing fluid) — are the necessary substrate of spatial cognition. Without differential displacement, the sensory flow has no spatial structure to extract; with it, spatial relations become derivable from the joint history of efferent activations and their reafferent consequences. The relationship is closely analogous to how the Global Positioning System derives position from differential phase of signals at a moving receiver: in both cases, differential change rather than the isolated signal carries the geometric information.

A thought experiment makes the claim concrete. Consider an organism with photoreceptors, chemoreceptors, mechanoreceptors, gravity receptors, and a rich interoceptive sensory apparatus, but without Sensation Modulators of any kind. A plant is the natural biological example. The plant receives an enormous quantity of sensory data and integrates it for slow growth responses (tropisms), but on the SMN account plants lack the kind of moment-to-moment body-centered spatial cognition generated by SM-driven displacement, even though they may possess slower forms of growth-mediated spatial responsiveness. Tropisms reorient the plant’s geometry over hours or days, but they do not constitute moment-to-moment displacement in a body-centered reference frame; they do not yield a spatial *view* of the kind the SMN architecture constructs. The point is not that plants have less rich sensory data than animals, but that no amount of sensory richness can substitute for the Sensation Modulator’s contribution to body-centered spatial construction.

The connection to the broader cognitive-science literature is substantial. [Berthoz \(2000\)](#) argues that movement is constitutive of perception, not parallel to it — “the brain’s sense of movement” is the basis on which perception’s spatial content is built. [O’Regan and Noë \(2001\)](#), already engaged in §9.1, make the related constitutive claim that vision *is* a particular kind of action and that perception in general is mastery of how sensory input changes under one’s own action. The active-sensing literature in vibrissal whisking ([Mehta et al., 2007](#)), saccadic vision ([Rucci and Victor, 2015](#)), and echolocation ([Moss and Surlykke, 2010](#)) all instantiate the same principle in specific modalities: structured motion is what makes spatial structure available to the modality. The SMN account locates the mechanism shared across these cases in the Sensation Modulator and makes the structural prediction that a body without Sensation Modulators lacks the SMN-specific mechanism for constructing body-centered space through active displacement.

This argument also clarifies why transducers alone cannot ground a self/world distinction (the question §6.7 takes up). Without Sensation Modulators, there is no body-frame to anchor “self” against; without a body-frame, “world” cannot be the differentiable other. The body discovers itself before it discovers objects, in the architectural sense that the SMN’s internal spatial structure is constructed from the same SM-driven displacement mechanism that will later support its external spatial structure.

2.5 The SMN as a sensory–motor network

The SMN is the network of all CAZs in the agent’s body. Its structure is most cleanly described in graph-theoretic terms. Three kinds of nodes participate:

- **Motor tissue** — the muscle–tendon–receptor complexes that constitute Sensation Modulators at the motor layer.
- **Sensors**, including the receptors embedded in motor tissue (spindles, Golgi tendon organs, joint receptors, baroreceptors, chemoreceptors; [Tuthill and Azim, 2018](#)) and the transducers at the body’s exterior (mechano-, photo-, chemo-, thermoreceptors of the skin, retina, cochlea, olfactory and gustatory epithelia).
- **Neurons**, which are the routing and processing elements of the boards B within each CAZ and of the broadcast substrate that connects CAZs across the body.

One kind of edge: **synapses**, in the broad sense of information-bearing channels between adjacent nodes — chemical synapses between neurons, neuromuscular junctions between neurons and motor tissue, sensory-afferent terminals from receptors onto neurons, and gap junctions where present. Edges are directional in the sense that messages flow along them; the network as a whole is densely cyclic.

Of the three node types, motor tissue is architecturally distinguished as the sole spatial substrate: only motor-tissue nodes have mechanical interfaces through which displacement enters the body’s geometry (§2.4). Sensors and neurons do their work informationally, on signals already in the network; motor tissue does its work geometrically, on the body itself.

The acronym “SMN” admits two readings, both useful. Structurally, the SMN is a *Sensory–Motor Network* — the graph of sensors, motor tissue, and neurons connected by synaptic edges. Functionally, the SMN is a *Sensation Modulating Network* — what the structural graph *does*, namely modulate the agent’s sensations through coordinated action across opponent zones. The structural reading describes the substrate; the functional reading describes its operating principle. The two readings refer to the same architecture seen from different angles, and in what follows we use “SMN” for both, allowing context to disambiguate.

Common coding as architectural assumption

A foundational architectural assumption underlies the SMN’s design. All signals routed through the SMN — efferent activations, proprioceptive afferents, exteroceptive inputs from transducers, and broadcast contents — must be *mutually translatable within a common operational code* at the level of board and broadcast processing. The commitment is not to a single neurophysiological encoding scheme; peripheral coding differs across receptors, pathways, and timescales. The commitment is only that whatever encodings are present must compose into a common operational code by the time they participate in board-level computation. This follows the common-coding tradition (Prinz, 1990; Hommel et al., 2001) in treating action and perception as sharing a substrate, and Llinás (Llinás, 2001) in identifying that substrate, in vertebrates, with action-potential dynamics.

The architectural reason is direct: if sensory streams were preformatted into modality-specific symbols at the time of broadcast, there would be no architectural role for a modulator to play. The modulator’s function is to construct, through patterned action, the structure that distinguishes one stream from another and renders each interpretable by the CAZ that consumes it. Information lives in the *pattern* of actions, not in the actions themselves — a commitment that the dual-signal property (§6.7), the active-perception filter (§8.2), and the externalization of NAP traces as TAPs (§7) all presuppose.

Coupling among CAZs: mechanical and through broadcast

CAZs are coupled to one another in two ways. First, through the body’s geometry: pairs of CAZs that share mechanical contact (hand and torso, foot and ground, lips and tongue) are mechanically coupled, with each CAZ’s configuration entering the other’s mechanical interface through the body’s kinematic and dynamic relations. Second, through a broadcast substrate: pairs of CAZs that do not share mechanical contact but co-modulate common body-state variables (cardiac and respiratory CAZs co-modulating intrathoracic pressure; postural and ocular CAZs co-modulating gaze stability) are coupled through neuronal pathways that broadcast each CAZ’s state to the others. Broadcast is not a different kind of edge from the synapses within a CAZ’s board; it is the same kind of edge at a different spatial scale — many-to-many synaptic communication through neuronal routers.

Figure 2 shows the layered organization schematically.

Command is not necessary for control

The received view in much of motor neuroscience reads efferent direction as command: the brain decides, signals descend, muscles execute. The SMN takes a different view, on parsimony grounds. Contractile and signaling capacities of cells precede neurons in evolution and persist without them: cardiac tissue in a Petri dish beats without neural input (Marder, 2011); ciliary arrays coordinate without central direction; bioelectric signaling operates across cellular collectives without the involvement of neurons, both as a molecular substrate (Levin, 2014) and as a network phenomenon (Levin, 2012; Levin and Pezzulo, 2016); the brain’s intrinsic dynamics are the precondition rather than the product of perceptual engagement (Llinás, 2001). Motor tissue is therefore not a passive effector awaiting commands; the cells of an opponent pair already *afford* active equilibrium and do not need to be told to.

The CNS in the SMN architecture has two roles, both essential, neither of them generative:

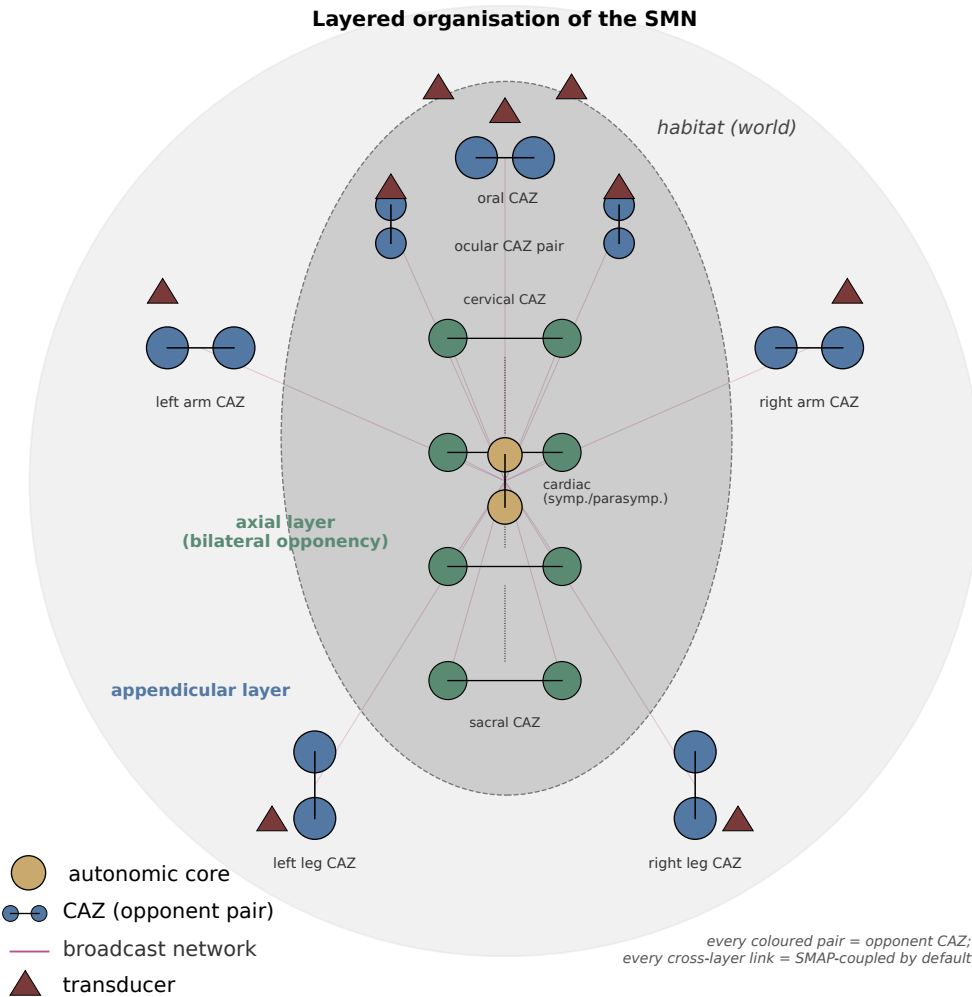


Figure 2. Layered organization of the SMN. The autonomic layer (visceral CAZs running cardiac, respiratory, digestive cycles) sits at the metabolic core. The axial layer (postural and locomotor CAZs along the trunk) is bilaterally opponent and coupled to the autonomic layer through interoceptive broadcast. The appendicular layer (limb, oral, ocular CAZs) operates with selectable coupling to the axial layer, allowing dexterous decoupling for manipulation. Transducers (sense organs) deliver world-side input through the appendicular and oral layers. Every colored connection within the SMN is opponent (mechanical or messaging) and dual-signal by default; the only sensory streams that lack a second efferent counterpart within the SMN are those arriving from the habitat through the transducer interface.

1. *Broadcaster:* it provides the messaging substrate through which CAZs share state. Without broadcast the body would be a colony of locally competent zones; with it, the body becomes a single agent (Damasio, 2010, 2021).
2. *State-space estimate:* it maintains an ongoing, integrated estimate of where the body is and what it is doing, available to every CAZ's board as context for local decisions — allowing local opponent dynamics to be informed by global structure without surrendering local autonomy.

Decentralization is therefore not in tension with the CNS but supported by it. This is consistent with self-organization accounts of motor coordination (Kelso, 1995; Marder and Bucher, 2001; Grillner and Manira, 2020), and goes further by specifying what role the CNS does play once command is no longer assumed. The relationship with active inference and other predictive frameworks is taken up in §9.2.

2.6 The asymmetries that organize the body

A uniform substrate cannot construct geometry. A perfectly symmetric body — a sphere with isotropic opponent pairs — would have no coordinate system, because no axis would be distinguished from any other. Coordinate systems require axes, and axes require asymmetry. The body’s specific asymmetries are therefore not incidental anatomical facts but the substrate from which geometric construction becomes possible.

Five asymmetries do this work, established progressively through the evolutionary–developmental history of multicellular animals:

Polarity (anterior–posterior)

The most ancient asymmetry, present already in cnidarians. It establishes the head–tail axis and the feeding-end / waste-end distinction — the preferred axis along which locomotion and behavior are oriented.

Tubularity (oral–aboral; inside–outside)

The body has an interior tube running through it from mouth to anus. This creates the autonomic-core / appendicular-periphery distinction we used in §2.1, and it makes interoception and exteroception architecturally distinct categories.

Segmentation (rostral–caudal repetition)

The body is laid down as a series of segments along the polarity axis, with each segment having its own opponent organization coupled to its neighbours through anti-phase coordination. Hox genes pattern the segments (McGinnis and Krumlauf, 1992; Carroll, 2005). Segmentation is what allows locomotion to be a wave rather than a single jump, and what allows the body’s metric to be additive along the rostral-caudal axis.

Bilaterality (left–right)

The body is mirror-symmetric across a sagittal plane, with left-right opponent pairs at every segment. This is the symmetry that makes the central nervous system a paired organ and that underwrites the bilateral CAZs of §2.3. Bilaterality is what allows the body’s frame to have a left-right axis, and what enables the differential left-right reception that grounds direction-of-arrival for many sensory modalities.

Dorso-ventrality (dorsal–ventral)

The body has a top and a bottom, with the dorsal side typically housing the central nervous system and the ventral side typically housing the digestive tract. This creates a gravity-aligned axis at the body level. Dorso-ventrality is what allows the body to have an architectural “up” that aligns with the gravitational field, and what makes posture a coherent body-level variable.

The architectural claim is that these five asymmetries are the *constitutive substrate* of spatial cognition, in the same way that Sensation Modulators (§2.4) are the constitutive substrate of displacement. The Sensation Modulator makes displacement available; the body’s asymmetries provide the axes against which displacement is meaningful. Without asymmetry, displacement has no orientation; without orientation, no geometry. Together, Sensation Modulators displacing along axes established by body asymmetries are what allow the SMN to construct a geometric model of the body and the world.

Asymmetry and opponency. This view also clarifies the relationship between asymmetry and the opponency of §2.1. Opponency is meaningful only *along an axis*: left–right opponency requires a sagittal plane; flexor–extensor opponency requires a joint axis; sympathetic–parasympathetic opponency requires the autonomic-core axis. The body’s asymmetries are what make opponency a coherent organizing principle, by providing the axes along which opponent pairs can be defined. Opponency at the principal anatomical layers of §2.1 should therefore be read as opponency *along the principal anatomical axes* established by the body’s asymmetries. This is what we mean when we say the body is not a uniform substrate populated with opponent pairs but a substrate with definite asymmetries that establish the axes along which opponency is meaningful.

The architectural payoff. Taken together, §2.4 and the present subsection specify what the SMN architecture is fundamentally for: it constructs a body-anchored geometric model of the world, and places things

and events in that geometry. Cognition, on this account, is not the manipulation of representations but the construction and maintenance of a spatial model whose substrate is the Sensation Modulator and whose axes are the body’s asymmetries. Concepts, language, and reasoning are built on top of this spatial construction; they are not the foundation of it. The remainder of the paper develops the network of CAZs that realizes this construction.

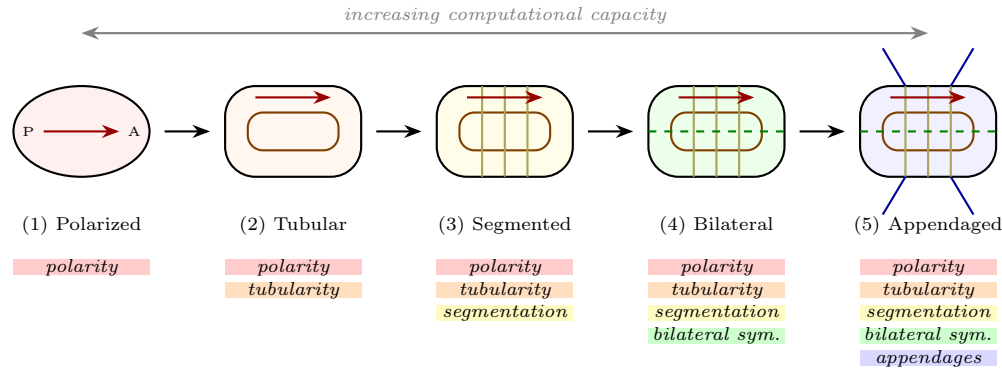


Figure 3. The morphogenetic progression that scaffolds the SMN. Each feature, once gained, persists through all subsequent stages (shown by the cumulative colored bars beneath each diagram). (1) Polarity establishes a directional axis. (2) Tubularity creates a through-gut with haltable peristaltic flow. (3) Segmentation distributes CAZs along the axis. (4) Bilateral symmetry creates matched left–right zones. (5) Paired appendages add independently controllable effectors. Each step adds computational capacity while retaining all prior features. The progression complements the five asymmetries listed in this section: polarity, tubularity, segmentation, and bilaterality appear in both; the figure’s fifth stage (appendages) is best read as a downstream consequence of bilaterality rather than as a separate axis of asymmetry, while the section’s fifth axis (dorso-ventrality) is what aligns the appendaged body to gravity.

Evolutionary–developmental sequencing. The asymmetries are established progressively through evolution. Cnidarians have polarity and dorso-ventrality but lack bilaterality and segmentation. Bilaterians add segmentation and bilaterality, conserved across the protostome–deuterostome split and elaborated in vertebrates into the dorsal–ventral and rostral–caudal axes that organize the spinal cord and brainstem. Each evolutionary addition makes more spatial structure available to the architecture: polarity gives forward; tubularity gives inside–outside; segmentation gives metric along the body axis; bilaterality gives left–right; dorso-ventrality gives up–down. By the time a vertebrate body plan is in place, the substrate has the full set of axes needed for three-dimensional spatial construction in a gravitational field.

This evolutionary–developmental fact has architectural consequences that distinguish the biological substrate from generic dynamical systems. The body is a *structured* substrate whose layered opponency is itself the result of hundreds of millions of years of evolutionary entrenchment, and whose asymmetries provide the geometric axes along which that opponency becomes meaningful. The structure is specific: definite topology (which left goes with which right, which flexor with which extensor), definite scaling across layers (autonomic core, axial trunk, appendicular periphery), and definite developmental sequencing (heartbeat before breathing, breathing before locomotion, locomotion before fine manipulation).

Form-as-known-from-within. A consequence of the evolutionary–developmental view is that each organism’s SMN runs on *its* specific body — not a generic body but this body’s specific opponent partnerships, geometric coupling, and broadcast topology. A bipedal vertebrate’s SMN is not the same as a cephalopod’s; their respective SMAP repertoires make different things detectable as world-residue. This is identity formation in the structural sense: not a representational claim about a self-concept, but the architectural claim that each organism’s form-as-known-from-within is encoded in the dual-signal pattern of its specific SMAP repertoire. This connects to the lived-body literature (Merleau-Ponty, 2013; Gallagher, 2005; Thompson, 2007) and supplies a mechanistic substrate for the body schema as an equilibrium of pairwise SMAP relations among CAZs.

2.7 Open architectural questions

The architectural commitments of the preceding subsections raise several questions that this preprint does not resolve. We gather them here so that the body of the paper can move on without repeated in-line caveats.

- Q1. *Spatial cognition without Sensation Modulators* (§2.4). If body-centered spatial cognition requires SM-driven displacement, what is the architectural status of plant tropisms and other slower spatial responsiveness in organisms lacking Sensation Modulators? The SMN architecture identifies the moment-to-moment displacement-grounded mode but does not adjudicate whether other modes of spatial responsiveness deserve the term “spatial cognition” in some weaker sense.
- Q2. *Partial loss of the SM substrate* (§2.4). What does the architecture predict for embodiments where the SM substrate is partial or impaired — locked-in syndrome, complete spinal cord injury, advanced neuromuscular disease? Is body-centered space gradually lost, replaced by inferred space from preserved transducer channels, or maintained through residual SM pathways at deeper anatomical layers?
- Q3. *Biological scope of opponency* (§§2.1, 2.6). Are there biological layers or anatomical regions where the opponency principle does not hold, or holds only weakly? The architecture commits to opponency along the principal anatomical axes, not to a literal universalism on which every micro-anatomical structure participates in opponent dynamics. The empirical scope of the commitment is open.
- Q4. *The metabolic interpretation of E_R* (§5.3). If E_R is a real metabolic quantity, what does the architecture predict about the energetic cost of attention-driven coordination, and how would this be distinguished empirically from the metabolic cost of motor execution itself? The architecture commits to maintaining co-activation being energetically expensive in a specific way; controlled experiments on antagonist tone in primed-but-not-acting muscle groups are the place to test it.
- Q5. *Subjectivity and the grounding of objectivity* (§6.7). The SMN’s architectural priority of self-modulation places body-anchored construction at the foundation of cognition and treats the discovery of the world as a developmental achievement built on that foundation (§10, items 1–2). Whether this view is compatible with realist philosophical commitments or requires a more constructivist reading is a question for downstream philosophical work.

2.8 Glossary of architectural terms

The architecture’s terminology accumulates across the paper. Table 1 below gives the architectural objects (the “things” the SMN is made of) as a single-place reference; the formal operators and symbols (the variables and functions that appear in the equations) are tabulated separately in Table 2 of Appendix 1.

Table 1. Architectural objects.

Term	Short definition	Note	Section
SMN	Sensation Modulating Network.	The whole-body cognitive agent: a network of CAZs across anatomical scales, coupled by a broadcast substrate.	§2.5
CAZ	Coordinated Action Zone.	Smallest unit of opponent coordination: antagonistic pair of zones plus a communication board. A balance with a messaging beam.	§5
SM	Sensation Modulator.	Tissue complex that senses and acts through one substrate, with a mechanical interface (engaging body geometry) and a messaging interface (engaging the SMN’s network).	§4.2
Zone	Sense-and-act tissue complex.	A flexor, extensor, or analogue: any tissue that senses and acts at one site in opponent relation to a partner.	§4.1
Board	Communication board within a CAZ.	Reads afferents, applies the halt gate, writes activations subject to alert-energy modulation.	§5, §8
Transducer	Read-only sense organ.	Converts an environmental field into a neural signal; unlike an SM, does not write back into mechanical state.	§6
Broadcast	Cross-CAZ communication substrate.	Channel by which each CAZ’s state contributes to and reads from a shared body-state estimate; mediated by II.	§2.5, §8.2
SMAP	Self-Modulatable Action Pattern.	Coordinated activation in which both modulation ends are within the SMN. The default operating mode: every persistent input is a SMAP.	§6.7
BAP	Basal Action Pattern.	Self-sustaining, environmentally coupled routine consuming metabolic energy but not attention (heartbeat, breathing, postural sway).	§1, §8
HAP	Haltable Action Pattern.	Action pattern that can be paused, redirected, and recomposed; the pivot of the architecture’s action hierarchy.	§1, §8
NAP	Negotiable Action Pattern.	A HAP rephased and recombined under perceptual predicates; modifiable modular primitive (see §10, item 3).	§1, §7
TAP	Transactional Action Pattern.	A NAP whose phase-reset events leave a public trace (gestures, vocalizations, marks); locus of inter-subjective generativity.	§1, §7

3 Architecture by commitments

Before we work through the architecture in detail, we want to state plainly what it commits to. The Sensation Modulating Network is specified primarily by six architectural commitments (C1–C6 below); the formal apparatus that realizes them is in Appendix 1. A reader who wants to see what the architecture is and why it has the shape it does need not parse the equations; the commitments carry the substantive content. A reader who wants the dynamics formalized, the variables defined, and the reference simulations reported can find all of that in Appendix 1, which is internally complete and cross-referenced to the sections of the main body it formalizes.

3.1 Six commitments of the architecture

We state the six commitments below in order, numbered so that subsequent sections and the registers can refer back to them directly.

Commitment C1 (opponency at every scale of organization)

The body is organized by opponent dynamics at every scale at which it is organized: biochemical/metabolic, autonomic, motor, bilateral/segmental, neural, and perceptual (§§2.1, 2.6). The architectural primitive at every scale is an opponent pair whose dynamics produce a balance state. This is not a parsimonious modeling choice; it is the substantive empirical observation that grounds the architecture.

Commitment C2 (Sensation Modulators everywhere)

The smallest structural element of the SMN is the Sensation Modulator (SM): a single tissue complex that both senses and acts through one substrate, with a mechanical interface engaging body geometry and a messaging interface engaging the SMN's network (§4). The architecture is implementation-neutral about what carries the messages, but commits to the structural fact that sensing and acting share a substrate.

Commitment C3 (decentralized coordination through broadcast)

The architecture is decentralized: each CAZ runs its own balance computation locally, using its own SM afferents and the broadcast it reads from the rest of the body. Coordination is a property of the network, not a function the network computes (§2.5). The CNS, on this account, supports decentralization by maintaining shared state-space rather than overriding it.

Commitment C4 (active-perception filtering: drop if not acted upon)

Each CAZ's communication board attends only to sensor streams currently coupled to that CAZ's modulation. Streams whose variation is not predicted by the local reafference predictor as a consequence of current efferent activity are dropped from the board's predictive computation. This is a parsimony commitment: with a body producing far more sensory data than any local computation can attend to, the architecture's solution is to filter at ingress, admitting only what is currently acted upon. The filter α is not total blindness: streams not in α remain under low-cost peripheral monitoring whose role is to register signal-level changes that may warrant promotion to board-level attention. The architecture distinguishes two stages: peripheral monitoring (always running on every stream, low cost, no predictive computation) and board-level admission (the gated subset α that enters the board's predictive computation). The filter is stated formally in §7 as the active-perception filter α in the SMN tuple, in consonance with active-perception accounts (Bajcsy, 1988; O'Regan and Noë, 2001).

Commitment C5 (habituation: drop the predictable)

Streams that are coupled to current modulation but whose variation is fully predicted by an ongoing BAP — heart beating, breathing, postural sway — drop out of attended status not because they are uncoupled but because their coupling is fully predicted. This is a complementary commitment to active-perception filtering: C4 drops uncoupled streams; C5 drops coupled-but-predicted streams. Both reduce computational load by restricting attention to streams that carry information the predictor has not already absorbed.

Commitment C6 (spatial cognition through differential displacement)

Spatial structure is constructible only from the differential displacement that Sensation Modulators produce, registered against the axes established by the body's developmental asymmetries (§§2.4, 2.6). The SMN is fundamentally a geometric architecture: what it constructs is a body-anchored spatial model of itself and of the world.

These six commitments (C1–C6) are not all of the same kind, and the distinction matters for any reader trying to test or refute the architecture. Two are *empirical generalizations* the architecture takes on board (C1 on opponency, C6 on spatial cognition) — substantive empirical observations that ground the architecture and that would be falsified by sustained evidence against them. Two are *structural commitments about elementary units* (C2 on the Sensation Modulator, C3 on decentralized coordination through broadcast) — architectural moves that fix what the smallest elements of the SMN are and how they cohere. Two are *design commitments* or parsimony moves (C4 on active-perception filtering, C5 on habituation) — choices made when the architecture is instantiated, defensible by parsimony arguments rather than by empirical inevitability.

These six commitments are what the SMN architecture commits to. The remainder of the paper employs these commitments to specify the architecture, to develop its formalism (in Appendix 1), and to derive the empirical registers that follow from them.

What kind of specification this is. The architecture is rigorous in some places and acknowledged as schematic in others. Architectural definitions — components, relations, input/output signatures — are fully specified for every element we name. Single-CAZ dynamics are specified as a closed system of differential equations with explicit dynamical laws and named parameters, rigorous as a toy model and serviceable as a reference implementation design; the formal statement is in Appendix 1. Multi-CAZ network dynamics — stability, controllability, observability, convergence — are specified architecturally, but their analytical theory is *deferred* to future work. We do not claim a completed mathematical theory of SMN networks; we claim a specification of the architectural object whose theory is to be developed. Reference simulations (§8, with details in Appendix 1) function as existence proofs that the specified equations can generate the predicted contrasts; they are not claimed as biological validation. Appendix 1 states this classification in full, alongside a map of how the formalism’s sub-systems fit together.

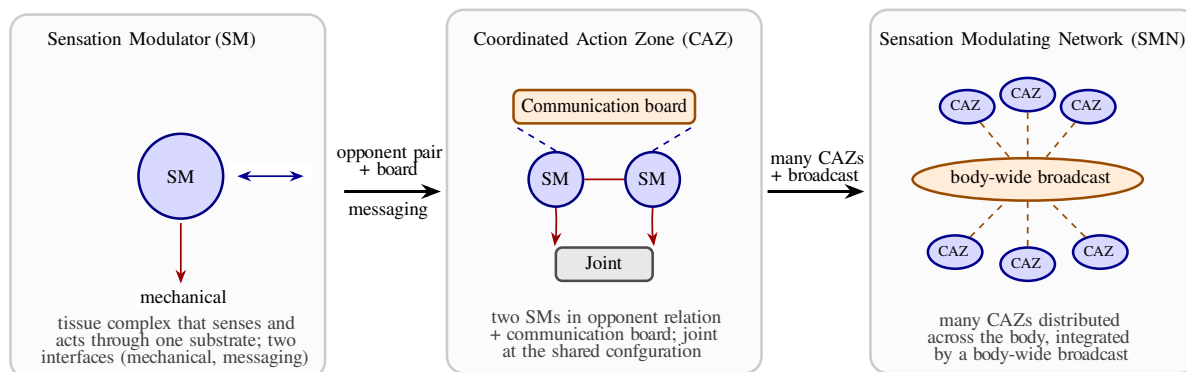


Figure 4. Anatomy of the SMN architecture, at three nested scales. *Left:* the Sensation Modulator (SM) — the elementary unit, a tissue complex that senses and acts through one substrate, with a mechanical interface engaging body geometry (red, downward) and a messaging interface engaging the SMN’s network (blue, sideways). *Middle:* the Coordinated Action Zone (CAZ) — two opponent SMs (the pans), a communication board above (the messaging beam) that routes each zone’s afferent to its opponent partner, and the joint below (the shared configuration the two zones pull on). *Right:* the Sensation Modulating Network (SMN) — many CAZs distributed across the body, integrated by a body-wide broadcast (dashed orange) so that every CAZ contributes to and reads from a shared state-space. Each level is composed from the previous by opponent pairing and broadcast.

4 Zones and the Sensation Modulator

This section describes the smallest structural elements of the SMN — the *zone* and the *Sensation Modulator*. The formal statement of the dynamics is in §3.

4.1 The zone

A *zone* is one tissue complex that participates as a member of an opponent pair. Paradigmatically a zone is a muscle–tendon–receptor bundle (the flexor of an elbow, the extensor of a finger, the diaphragm, the sympathetic ganglion of a cardiac segment), but the architectural notion is more general: any tissue complex that both senses and acts at one anatomical site, and stands in opponent relationship to a partner zone, qualifies.

A zone engages the rest of the architecture through two distinct *interfaces* — one mechanical, one informational.

The *mechanical interface* is where the zone engages the body’s geometry. It is described by two coupled variables: a *configuration* — where the zone is along its axis of operation (a length, a joint angle, a chamber

volume, an aperture diameter) — and a *force*, the pull the zone applies along that axis. Both are determined jointly by the zone’s internal state and by what the body is currently doing.

The *messaging interface* is where the zone participates in the SMN’s network of communication. It carries two messages in opposite directions: an *efferent activation* that the zone *receives* from the rest of the SMN, telling it how strongly to engage; and an *afferent signal* that the zone *emits* from its embedded receptors, reporting its mechanical state to the rest of the SMN.

The terminology “messaging interface” rather than “neural pathway” was introduced in §2.2. We add only that “interface” is the architectural noun the paper wants here: each interface is a domain of contribution — mechanical body geometry on one side, messaging on the other — through which the zone interacts with the rest of the architecture.

A subtle but consequential point about which messages are *generated* where. The afferent signal is generated within the zone, by its embedded receptors reading its own mechanical state. The efferent activation is *not* generated within the zone — but neither is it generated by the board. The efferent activation that a zone receives originates in its *opponent partner*: zone Z_+ receives, as its efferent, the message that Z_- is emitting; Z_- receives, as its efferent, the message that Z_+ is emitting. The board of the CAZ *routes* those opponent-to-opponent messages — weighting, gating, releasing them — but it does not generate them.

This completes the balance analogy. A balance’s beam transmits force from one pan to the other; it does not lift either pan. The CAZ’s board transmits messaging between the opponent zones; it does not originate either zone’s activation. The opponent pair *is* the coupling, and the board is the medium through which the coupling propagates. The zone is therefore a sensing-and-acting tissue complex, not a self-deciding one; decisions about how strongly to activate are made by the antagonist partner, and the zone executes them.

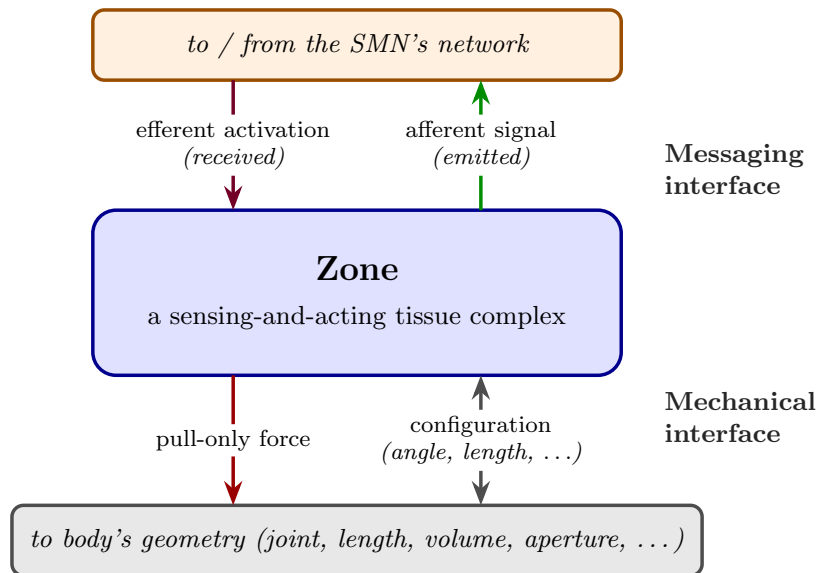


Figure 5. The two interfaces of a zone. *Messaging interface (top)*: the zone receives an efferent activation from the rest of the SMN — a message generated by the opponent zone and routed through the communication board — and emits an afferent signal from its embedded receptors. *Mechanical interface (bottom)*: the zone exerts a pull-only force on the body’s geometry (a joint, a chamber wall, an aperture) and shares a configuration variable (angle, length, volume, . . .) with that geometry. Both interfaces carry two signals each; the four signals are jointly parameterized by the zone’s internal state and by what the body is currently doing. When the zone is realized as a Sensation Modulator (§4.2), the two interfaces are coupled by a *single* dynamical law — the same tissue that produces the displacement also senses what that displacement did to the sensory field.

4.2 The Sensation Modulator

A *Sensation Modulator* (SM) is the minimum structural realization of a zone: a tissue complex in which the two interfaces are coupled by a *single* dynamical law, not by two separate transduction stages composed end-

to-end. The name is chosen functionally: the unit’s architectural role is to modulate sensation through action — the same tissue that produces displacement also senses what that displacement did to the sensory field. Pairs of SMs in opponent relation form Coordinated Action Zones (§5); networks of CAZs distributed across anatomical scales form the Sensation Modulating Network, which inherits its name from this elementary unit.

The architectural intuition has three load-bearing pieces.

First, the force the zone produces is a *joint* function of two inputs: the activation it receives and its current configuration (position and velocity). The same activation produces different force depending on how the zone is currently configured — biologically, on how stretched or shortened the muscle is. This jointness is what allows the same tissue to produce force-following-activation in some regimes and tone-following-load in others. The force is also *pull-only*: the zone can pull along its axis, but it cannot push. This reflects the biological fact that muscle, and most analogous tissues, can pull but not push; pushing is what the antagonist partner provides (Eq. (1) in §3).

Second, the afferent signal the zone emits is read out from the same tissue whose deformation produces the force. The receptors are embedded in the contracting tissue itself, not stationed at a separate site. The same configuration variable that determines the force also determines the afferent signal (Eq. (2) in §3).

Third — and this is the defining structural commitment — there is no internal boundary separating “the sensor” from “the actuator”. The tissue acts and senses through the same substrate. This is a substantive empirical claim about muscle–tendon biology, supported by the literature on muscle spindle, Golgi tendon organ, and joint receptor placement (Proske and Gandevia, 2012; Tuthill and Azim, 2018), and the architecture rests on it: the SM’s “knowing” of its state is realized in the same tissue whose deformation produces the body’s mechanical configuration.

And one piece easily missed. When a zone acts, the sensation it modulates is not only its own embedded receptors. Action at a zone modulates sensors throughout the body. A turn of the neck modulates the visual field, the vestibular signal, and the proprioception of the trunk; a contraction of the diaphragm modulates the postural receptors of the abdominal wall and the pressure receptors of the cardiovascular tree. The SM’s defining function — *modulating sensation through action* — therefore reaches into the network of single-interface sensory transducers across the body, not only the receptors embedded in the acting zone itself. Action at any zone generates sensorimotor contingencies in the network, and the consistent way a given action modulates sensors elsewhere in the body is the structural fact a competent agent has implicitly learned. We develop this in §6 (and formally in §5, to appear).

Structural commitments versus implementation design

The architectural commitments are about the *structure* of the force law and the afferent readout, not their parametric form. Two structural requirements are non-negotiable. The force law must be pull-only and depend jointly on activation and configuration. The afferent readout must report a configuration variable the next stage of the SMN can read. Specific functional forms — which configuration variables are reported, what scaling, what nonlinearities — are matters of *implementation design*: choices made when the architecture is instantiated for a particular kind of biological tissue or engineered actuator.

Implementation designs that satisfy these structural commitments differ across substrates. Vertebrate skeletal muscle is naturally described by a Hill-type force–length–velocity relation; invertebrate muscle, cardiac muscle, smooth muscle, and various artificial actuators (pneumatic muscles, dielectric elastomers, McKibben actuators, shape-memory alloys) admit other functional forms. Each is an admissible implementation design, not a privileged one, and the architecture’s claims downstream of this section survive substitution. This independence from any particular implementation design is what makes the SMN a specification of an *architecture* rather than of any one biological model. The implementation design used to obtain the registers reported in §8 is described in §3.

Remark. *The structural point is that the SM’s single-substrate coupling violates the controller–plant decomposition in a specific way: the SM’s “knowing” of its state is realized in the same tissue whose deformation produces the body’s mechanical configuration, so any controller that operates on the afferent and writes the activation is intervening in a closed loop that the body itself maintains. This is what we mean by saying the body does cognition rather than supports it.*

5 The Coordinated Action Zone

A *Coordinated Action Zone* (CAZ) is the smallest unit of opponent coordination in the SMN: an antagonistic pair of zones Z_+ and Z_- together with a *communication board* B that routes messages between them. Following §2.3, the CAZ is structurally a balance with a messaging beam: the two zones are the pans, opposed along a shared configuration variable; the board is the beam, mediating the coupling that determines where the balance settles. The formal counterpart of this section — joint dynamics, communication board, and the haltability operator with its alert-energy state variable — is in §4, with the alert-energy specification at §4.

Three structural properties

Three properties make the structure a CAZ rather than merely two co-located tissue complexes.

First, pull-only antagonism. Each zone generates only non-negative force along the shared axis. A single zone cannot stably hold a configuration; stable configurations require both zones to be active against one another. This is the antagonism that *affords* haltability (§5.3); the board does not generate haltability, the antagonism does.

Second, no direct mechanical coupling between the zones. The two zones interact only through (a) the body’s geometry at their mechanical interfaces (the joint, or analogous geometric structure they share), and (b) the board B at their messaging interfaces. There is no mechanical linkage that allows one zone to drive the other directly. This is the misanalogy with a physical balance: the pans of a real balance are linked by a rigid beam; the zones of a CAZ are linked only through the body’s geometry and through messages.

Third, board-mediated message routing. The activation each zone receives is the message its opponent emits, routed through the board. Z_+ receives the message Z_- is currently emitting; Z_- receives the message Z_+ is currently emitting. The board does not originate these messages; it routes them, and in routing it may weight, gate, or release them. Two additional inputs reach the board from outside the CAZ: a goal signal from the broader SMN that biases the pair toward a desired equilibrium configuration, and the haltability operator’s gate and bias. These do not originate the opponent messaging; they modulate its routing.

The minimal CAZ is therefore a four-piece object: the two zones, the board, and the haltability operator.

5.1 Joint dynamics

At the mechanical interface, the two zones jointly produce movement of the configuration variable that they share. When Z_+ generates more force than Z_- , the joint accelerates in one direction; when Z_- dominates, it accelerates in the other; when the forces balance, the joint holds. This is the operating mode of a physical balance, with the joint’s inertia and damping as additional terms set by the body’s geometry. The architectural point in the main body is that the activations the two zones receive are not independent commands sent by some external controller — they emerge from the board’s routing as described next.

5.2 The communication board

The communication board does three things. It *reads* the afferent signal each zone emits. It *routes* that signal to the partner zone, supplying each zone with the reciprocal activation it needs. And it *applies modulation*: a halt gate, an equilibrium-configuration bias from the broader SMN, and an alert-energy bias from the haltability operator.

The simplest routing is passive: each zone’s afferent becomes part of the opponent’s activation, implementing the inverse coupling that makes the two zones behave like the pans of a balance. This is the routing’s default mode; it is what the board would do if nothing else were going on. Two further inputs modulate the default. When the agent has a task — a desired equilibrium configuration that the joint should settle at — a *drive* signal biases the active zone’s activation toward the side that closes the gap between the current and the desired configuration. When the haltability operator is engaged, the *halt gate* suspends the drive (both zones go to a baseline co-contraction), and the *alert-energy bias* amplifies the previously alert zone’s drive when activity resumes.

Three states the board produces, then, are: *passive routing* (default, no drive, no halt), *driven engagement* (drive applied, no halt), and *halt* (drive suspended, both zones held at baseline co-contraction). The formal statement of the gating, drive, and routing rules is in §4.

Remark. *This makes precise what we have been describing verbally as “active equilibrium”: the inactive zone is not silent but tonically engaged, with engagement scaling in load and in recruited alert energy. The*

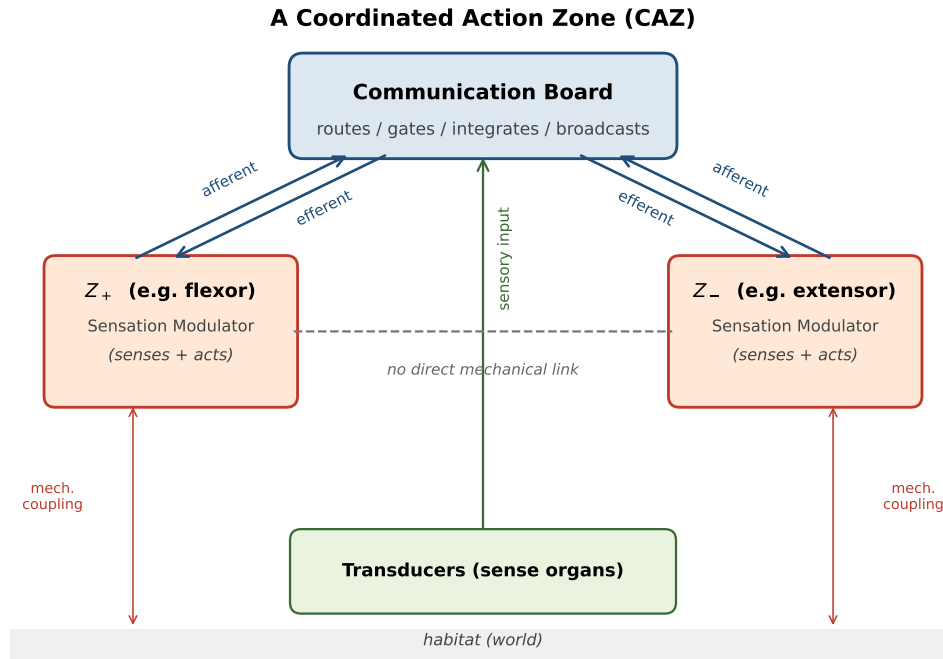


Figure 6. The Coordinated Action Zone. Two zones Z_+ and Z_- (realized as Sensation Modulators) are coupled to a joint through pull-only mechanical contact with the habitat (red double-arrows). The communication board B reads the afferent signal each zone emits at its messaging interface and routes it to the opponent zone as the reciprocal activation; there is no direct mechanical link between Z_+ and Z_- . Transducers deliver world-side sensory input to the board (developed in §6). The haltability operator H recruits the antagonistic affordance of (Z_+, Z_-) to hold the configuration actively still; its description is in §5.3.

alert state is metabolically expensive — consistent with what biology delivers — and produces measurable signatures absent in any controller–plant account that treats the antagonist as a passive partner.

5.3 The haltability operator and alert energy

Haltability is the architectural ability to actively hold a configuration still, distinct from passive relaxation and from classical inhibition. It is a function of the antagonism between Z_+ and Z_- ; it is not generated by the board.

The dynamical-systems language for what is going on is *affordance* in the precise sense. Antagonism is the structural condition that makes the haltable state *available*. Two pull-only zones whose forces oppose along a shared variable admit a state of co-active equilibrium in which the forces cancel and the configuration is held still without motion. This state is not produced by anything; it exists because the structural coupling of the zones makes it exist, in the same way that the gravitational coupling of a constrained mass makes a pendulum’s stable attractor exist. The board does not generate the haltable state any more than gravity generates the pendulum’s attractor. What the board does is *recruit* the affordance: read the afferents, supply activations that put both zones into co-activation, and maintain that state against perturbation.

We capture this with an operator H whose architectural job is exactly recruitment, triggering, maintenance, and release of the antagonistic affordance. The state variable of H is the *alert energy* E_R : a non-negative scalar that measures the metabolic cost of maintaining the recruited co-activation. Its dynamics are simple to state in words. Alert energy accumulates while the system is actively driving a zone, in proportion to the load that zone carries. It decays passively when not being driven. And when the halt is released, the load-driven build-up resumes. Maintaining co-activation against the body’s antagonistic affordance is real metabolic work — the recruitment is expensive, even though the affordance it recruits is structural.

Three architectural consequences. *First, alert energy is treated as a real metabolic quantity, not a free parameter.* It is bounded, dimensionful, and decays passively. The architectural prediction is that E_R corresponds to the metabolic cost of maintaining the partner in a primed state, and that it should in principle be measurable as the difference in metabolic rate between the engaged-but-not-active zone and the same zone at full rest. Operationally, the most accessible empirical handle is the antagonist’s tonic activation during sustained isometric tasks: the architecture predicts that antagonist EMG should track agonist load with a tonic load-coupling that exceeds what classical reciprocal-inhibition models would predict, and should decay over a timescale of seconds to tens of seconds after agonist release rather than vanishing immediately. Equilibrium-point and referent-control studies (Feldman, 1986, 2015; Latash, 2008) report co-activation patterns broadly consistent with this picture without having tested the specific load-scaling and post-release decay predictions the SMN makes; combined EMG and metabolic measurement (NIRS, ^{31}P -MRS) in sustained-load tasks would be the cleanest empirical test. Whether biological tissue actually exhibits a quantity with these dynamics, and how to identify it across particular muscle groups, remains an open empirical question.

Second, the active-engagement claim is recovered as a special case. When the active zone is loaded, alert energy grows until the build rate is matched by the decay; the resulting steady state is the load-scaled co-activation we have been calling “active equilibrium”. The inactive zone is tonically engaged in proportion to the active zone’s load.

Third, the architectural distinction from classical inhibition is sharp. Classical inhibition has no alert energy: the inactive zone is at baseline tone or silenced, and there is no recruited affordance to maintain. The dynamics of E_R are what the SMN claims biological tissue does and classical inhibition does not. Three empirical signatures follow — tonic-load coupling, post-halt resumption advantage, and antagonist-dependent posture stability — detailed as Registers 1–3 in §8, and demonstrated by reference simulations reported in §9.

6 The transducer and the reafference principle

The CAZ of §5 is the *action* half of the sensation-modulating network. It does not yet include *transducers* — the read-only sense organs that, together with the Sensation Modulators, make the architecture *sensation-modulating* in the strong sense of the framework. This section completes the specification by introducing the transducer, the architectural status of the reafference principle, and the integration that makes *surprise* a measurable quantity. The same integration unifies haltability and attention: the alert energy that distinguishes SMN haltability from classical inhibition (§5.3) is also the substrate of attention-grabbing by unpredicted sensation. The formal statement of the reafference architecture and its predictor is in §5.

6.1 The transducer

A *transducer* (the classical sense organ) converts a physical perturbation in the agent’s environment into a neural signal. The transducer is *read-only*: unlike the Sensation Modulator of §4.2, it does not write back into the mechanical state of the body. This is the classical sense organ of textbook physiology (Kandel et al., 2013; Purves et al., 2018), and the SMN framework retains it without alteration. The architectural contrast we want is precisely that the SM participates in two domains — mechanical body geometry and messaging — while the transducer participates in one (messaging only).

The transducer’s reading depends on the agent’s geometric configuration relative to the source. A receptor’s response is a function jointly of the stimulus state and the agent’s current pose: the same external event produces a different reading at a different agent configuration. The specific functional form — a Gaussian receptive field for orientation tuning, a place field for spatial position, a sigmoidal concentration curve for chemoreception — is a matter of implementation design; the structural commitment is the joint dependence on agent configuration and world state.

6.2 The reafference principle

Joint dependence on agent and world raises the central problem of the sensation-modulating architecture. Any change in the transducer’s reading is ambiguous between two causes. It may have arisen because the agent acted, modulated the body, and brought the receptor into a different relation to the world — a *reafferent* change. Or it may have arisen because the world acted, the stimulus moved, and the receptor’s signal changed without any modulation by the agent — an *exafferent* change.

This is the problem von Holst and Mittelstaedt (von Holst and Mittelstaedt, 1950) addressed with their *Reafferenzprinzip*: the nervous system must distinguish self-generated from world-generated changes in the sensory field, and the only way it can do so is by maintaining an internal prediction of what its own actions will do to that field. The biological mechanism is corollary discharge: motor commands are broadcast to sensory regions, where they form the substrate for predicted reafferent inputs that are subtracted from incoming signals, preserving sensitivity to exafference (Crapse and Sommer, 2008; Sommer and Wurtz, 2008; Cullen et al., 2009; Cullen, 2019). Jékely and colleagues (Jékely et al., 2021) argue this is primordial: early nervous systems may have been organized *primarily* to track the consequences of their own movement, with exafferent sensitivity as a derivative capacity.

The architecture’s commitment is therefore not optional: every sensory signal in an SMN must be accompanied by a prediction of what that signal would have been *absent any world change*, so that the residual carries information about the world independent of the agent’s own action.

6.3 The reafference predictor

We add a *reafference predictor* as a sub-component of the communication board. The predictor receives the agent’s proprioceptive estimate of its own configuration (which the modulators deliver veridically through their embedded receptors) and the agent’s internal estimate of the world state. From these it produces a predicted sensor reading. The architecture’s central scalar quantity is the *reafference residual* — the difference between the actual sensor reading and the predicted one. The residual is what the world has done that the agent’s model did not anticipate.

Remark. *A subtle but essential point. The predictor uses the actual configuration, not a prediction of it. The reason: the agent’s own configuration is directly observable through proprioception via the Sensation Modulators of its CAZs. What the agent cannot directly observe is the world: it has only an estimate, updated from history. This split puts the prediction error precisely where the architecture says it should be — in the world model, not in the body model.*

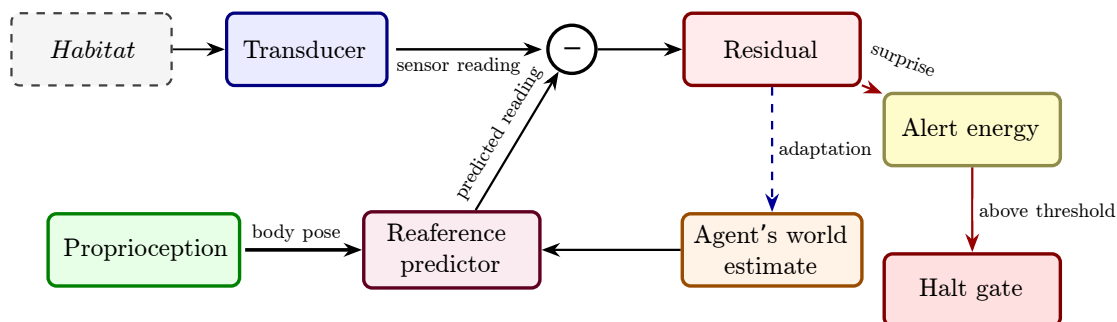


Figure 7. The reafference architecture as a closed information loop. The transducer converts the world stimulus into a sensor reading. The predictor combines the agent’s body pose (from proprioception) and its current world estimate to produce a predicted reading. The comparator subtracts prediction from actual sensor reading, yielding the residual — what the world has done that the agent’s model did not anticipate. The residual drives two downstream pathways: it builds alert energy, which when above threshold engages the halt gate (red; §§5.3, 6.4); and it adapts the world estimate (dashed blue, §6.6), turning prediction error into world-model improvement. The Habitat (gray dashed) is the only piece outside the SMN.

Reference simulations realize the von Holst principle as a quantitative architectural signature. In two epochs of the same magnitude of sensor change, where the first is generated by the agent moving through a static world and the second by the world’s stimulus moving through the receptive field of a still agent, the residual stays at the noise floor in the first and rises to a large value in the second, with no adaptation in either epoch. This is Register 3 (§8); the simulation realization is in §9.

6.4 Surprise as attention

The residual is a measurable surprise signal. The architecture’s next move is to couple it back into the haltability operator. The alert-energy dynamics of §5.3 are extended so that two sources now build alert

energy: the load on the active zone (as before), and the magnitude of the refference residual.

The two-source structure is the architectural claim, not a modeling convenience. The same scalar that tracks “I am holding something hard” now also tracks “the world has done something I did not expect”. These are not separate quantities the architecture has to combine after the fact; they are two routes to the same metabolic state. The unity matters. The architecture treats effort and surprise as one substrate because the body’s response to either is the same: maintain the configuration, hold it against perturbation, and be ready to act when something shifts. The recruited halt is what the agent does whether the perturbation is mechanical or epistemic.

This single extension realizes Bateson’s principle that “the differentiation of difference is the valid condition for cognitive awareness” (Bateson, 2000) in mechanistic form. The same alert energy that distinguishes SMN haltability from classical inhibition is now also the substrate of attention. Large unexpected sensory change builds alert energy and, when alert energy exceeds an architectural threshold, the board gates the active drive. The agent halts what it was doing because something unexpected happened to its sensations.

What the gating amounts to mechanistically is worth being precise about. The halt is not a kill of activity. Both zones remain co-activated; the configuration is held in place; what is suspended is the active drive’s authority to move on from this configuration. The body arrests at the boundary of the surprise with its full metabolic engagement intact. Attention here is not selection from a buffer of pre-formed contents but a configurational arrest under metabolic load — driven by the very thing the world surprised the agent with. Whatever caused the residual now has the agent’s recruited engagement. That is the architectural form of attentional capture: the body’s metabolic budget reorganizing around what surprised it, while the surprised configuration is held available for inspection rather than abandoned.

The mechanism is graded, not all-or-nothing. Because E_R is a continuous scalar and the threshold sits in a continuous landscape, sub-threshold residuals modulate the active drive without halting it, near-threshold residuals slow it, and over-threshold residuals halt it. The architecture predicts a smooth attentional gradient rather than a discrete switch, with the strength of attentional capture continuously tied to the size of the prediction error. Sustained small surprises accumulate into halts on a slower timescale than abrupt large ones; both routes terminate in the same recruited halt, just with different latencies.

Two architectural elements are jointly at work here. Commitment C1’s opponency is what makes the recruited halt available as a state at all — without it, E_R would have no substrate to accumulate in, and surprise would have nowhere metabolically meaningful to land. The refference principle developed in §6.2 is what makes the residual *mean something* — without the predictor’s separation of self-caused from world-caused sensor change, every saccade would look like an event in the world and the halt mechanism would be useless. Opponency builds the halt; refference identifies what to halt over. Their combination is what makes “surprise as attention” a real mechanism rather than a metaphor.

Reference simulations show this in operation: an agent reaching toward a target encounters an unexpected world event mid-reach; the residual immediately crosses the halt threshold; alert energy ramps up; the board gates the active drive within one integration step. A control agent with auto-halt disabled continues toward the original target. This is Register 6 (§8); the simulation realization is in §9.

6.5 From halt to directedness: what the architecture earns

The mechanism just developed delivers an interruption story: surprise gates ongoing action. But the central thesis of this paper claims something stronger — that haltability is the architectural condition that *object-directed* phenomenology requires. A purely interruption-based mechanism explains why an agent switches focus; it does not explain why an agent is focused on anything in the first place. The step from surprise as attention to architectural directedness needs the development this subsection provides.

The architectural ground is the recruited halt of §5.3. Active equilibrium is not stillness; it is the maintained co-activation of two opponent zones around a specific configuration, held in place against perturbation, with alert energy accumulating at a level scaled to the load. The agent is investing metabolically in keeping that configuration available. The held configuration is not arbitrary: it corresponds to a specific perceptual predicate the refference predictor is monitoring. Three structural features of this state are jointly the architectural form of intentional directedness.

The configuration is held available, not produced. A motor program that generates an output does not have an object. A held configuration does — the state the recruited halt maintains. The architecture is structurally a stance *toward* that configuration, not a generator of it. This is the difference between a pump

that delivers a flow rate and a balance that maintains a relation.

The configuration is held interruptibly. The halt is gated by an alert-energy threshold (§6.4); it can be released by the world. This is the architectural ground of what the introduction called the “available, interruptible, resumable” character of the intentional relation. A thermostat also maintains a configuration, but cannot be surprised; the recruited halt can be. The difference is precisely the alert-energy substrate the thermostat lacks — and that the SMN, by Commitment C1’s opponency, supplies for free.

The configuration is held under prediction. The refference predictor continuously tests the held configuration against what the world is doing. The residual measures deviation from what was anticipated *about this thing*. The agent’s world estimate is what the agent is currently directed at; the residual is the architecture saying “what I am directed at is not behaving as expected.” This is the structural form of *consciousness of X*: the agent is oriented toward a specific intentional object, with the capacity to register that object’s deviation from expectation.

The combination — recruited stance, metabolic investment, interruptibility, prediction — is what we will call *architectural directedness*. Architectural directedness is not phenomenology. The architecture offers the structural condition that any first-person directedness must rest on; whether and how that condition is occupied by phenomenal character is the unfinished work of consciousness studies, and the architecture is not asked to settle it. What the paper claims is what the architecture earns: a body whose recruited halts, maintained against load and tested against prediction, *has the structural form of being directed at something*. The directedness is real; the phenomenal character that may accompany it is a separate question.

6.6 Sensorimotor contingencies and world-model adaptation

The architecture so far is reactive: surprise builds alert and may halt action, but the agent does not learn from the surprise. To capture O’Regan and Noë’s *sensorimotor contingencies* (O’Regan and Noë, 2001; Noë, 2004) — the idea that perception is constituted by mastery of how sensory inputs change under action — the predictor must adapt its world model.

A simple gradient-style update suffices. Where the agent’s receptive field is informative about the world state, the residual carries usable information about how to revise the agent’s estimate; where the receptive field is uninformative, no update occurs.

When the learning rate is positive, the agent’s world model adapts. Mastery of a sensorimotor contingency is then quantified as the rate of decay of the residual following a world change: a well-mastered contingency means the agent’s estimate tracks the world within a bounded latency.

Remark. *This is the minimum required to capture mastery as a measurable process. It is not Bayesian active inference; it is not a complete theory of perceptual learning. The connection to active inference is addressed separately. Our claim here is that the SMN architecture, even with minimal world-model adaptation, generates a residual trajectory whose decay rate is the empirical signature of mastery.*

Reference simulations contrast a non-learning agent (residual stays high after world changes) with a learning agent (residual decays within seconds). This is Register 4 (§8); the simulation realization is in §9.

6.7 Self-modulatable action patterns

The architecture so far has treated single-CAZ refference. We now make explicit a structural property that the multi-CAZ body has *by default*: most sensory channels of an SMN are, at any given moment, embedded in a self-modulatable action pattern. The property is architecturally pervasive, not occasional, and it is the basis on which the SMN admits a structural distinction between sensory streams that have a counterpart efferent signal within the SMN and those that do not. We introduce this distinction here as a structural fact about the SMN’s wiring. The criteria the architecture supplies for the self/world distinction — the dual-signal property, broadcast membership, trajectory closure — are the foundational conditions for the first epistemic transition. They are established in this paper. The developmental story by which the agent comes to detect that the dual-signal closure has failed — the architectural condition for that detection is the residual’s structured persistence under the predictor’s broadcast-internal reconstruction (§6.6); the developmental trajectory that turns that condition into discriminatory capacity — is the work of companion work (§10, item 1).

The default state of the SMN is a SMAP-running body. Consider what the SMN does when the agent is doing “nothing”. Heart contracts; the contraction modulates intrathoracic pressure; the diaphragm responds; respiration modulates posture; postural adjustments modulate vestibular receptors; vestibular signals modulate ocular reflexes that stabilize gaze; and so on. None of these is voluntary, all of them are running, and each of them has the same architectural form: one CAZ acts, another CAZ’s transducers register the consequence, and the modulation follows the body’s own geometry. The body’s interior is a perpetually active web of such couplings.

We call these *self-modulatable action patterns* (SMAPs). The set is broad and includes cardiac and respiratory couplings (heartbeat to baroreceptors; breathing to proprioception and tactile streams), postural and vestibular couplings (trunk and limb CAZs modulating vestibular and proprioceptive signals against gravity), self-contact (hand-on-hand, hand-on-face, tongue-on-palate, limb-on-limb), oculomotor micro-movements (saccades and smooth-pursuit modulating retinal input), and cross-zone broadcast couplings within the SMN. All are SMAPs in the strong sense once the sensorimotor loops they participate in are recognized as two-way: each vertebrate eye is controlled by multiple pairs of CAZ in its orbit — the six extraocular muscles organized as three antagonist pairs, a particularly instructive multi-pair CAZ configuration — and the trunk and limbs are similarly organized as postural systems with their own multi-pair CAZ structure.

The dual-signal structure. What unites these examples is a structural property of the sensory consequences of self-modulation. When one CAZ acts on another through the body’s geometry, *two* efferent streams are both within the SMN: the activation sent to the acting zone, and the activation of the contacted zone (which may be co-active, antagonistically active, or merely tonically engaged). Both are accessible to the architecture as efference copies. Both zones have transducers that report afferent streams. The four signals are jointly parameterized by the same body geometry.

The architectural fact is that the predictor, in a dual-signal configuration, has *two* converging veridical estimates of the sensory outcome rather than one veridical and one hidden-and-must-be-inferred. Both arguments to the receptive field are known; the residual stays at the noise floor without any adaptation. The formal definition of the dual-signal property — shared sensitivity, both efference copies in broadcast, haltability, and trajectory closure within the SMN graph — is stated as conditions (DS-1) through (DS-4) in §5.

The strengthening matters and is empirically operational, not merely a formal stipulation. Shared sensitivity alone is too weak: two externally coupled sensors — a thermometer and a shadow-length detector, both responsive to the sun’s position — could satisfy the weakest condition without being SMAP-coupled to one another, because neither has access to the other’s efferent. What the strengthening to (DS-2) and (DS-4) adds is a check the architecture can actually run: a candidate coupling is dual-signal-positive only if the predictor, given the broadcast variables alone (no externally inferred state), can reconstruct one sensor’s trajectory from the other’s — and only if the coupled trajectory stays within the SMN’s own message graph for the duration of the trajectory. The discrimination is therefore between couplings whose structure is recoverable from internal broadcast variables alone (dual-signal-positive) and couplings whose structure can only be recovered by inferring external state (common-cause coupling, or contact with a non-SMN object). With all four conditions, dual-signal-positive trajectories are architecturally identifiable, not merely correlationally similar to within-body coupling.

Dual-signal SMAPs are the architectural norm: thumb-sucking, clapping, breathing, swallowing, postural sway against gravity all satisfy the conditions for at least one configuration parameter during the trajectory.

Reference simulations show this concretely: two CAZs of one body in self-contact (a reaching CAZ and a tracking CAZ whose transducer reads the reaching CAZ’s configuration) produce a residual essentially perfectly explained by the partner-as-stimulus signal in the crossing condition; the decoupled condition, with comparable residual magnitude, yields a much lower fit. This is Register 5 (intra-body case, §8); the simulation realization is in §9.

Three configurations of contact. The dual-signal property distinguishes three structural cases of contact.

In *self-contact*, both efferent streams are inside the agent’s own SMN. The internal broadcast delivers both configurations to the predictor; both arguments to the receptive field are known; the residual stays at the noise floor without adaptation.

In *world-contact*, the acting CAZ produces its efferent activation, but the thing it touches has no second efferent stream within the SMN. The afferent stream of the agent’s transducer carries information about the contact, but the second efferent stream that would jointly parameterize the contact is missing. The dual-signal shortcut is unavailable; the residual structure cannot be reduced to a second-stream prediction. If the external dynamics are learnable, the agent’s world model adapts through the residual-driven update of §6.6; if they are not learnable, the residual stays informative but unstructured.

In *inter-subjective contact* (contact with another agent’s SMN), the second efferent stream exists but lives in the *partner’s* SMN, not the agent’s own. The partner’s actions modulate the agent’s afferent stream in a structured way — because the partner has its own opponent architecture — but the agent has no broadcast access to the partner’s configuration. The contact is partly SMAP-like (the partner’s actions produce a structured afferent stream that is not random) and partly object-like (the partner’s efference is not on the agent’s own broadcast network).

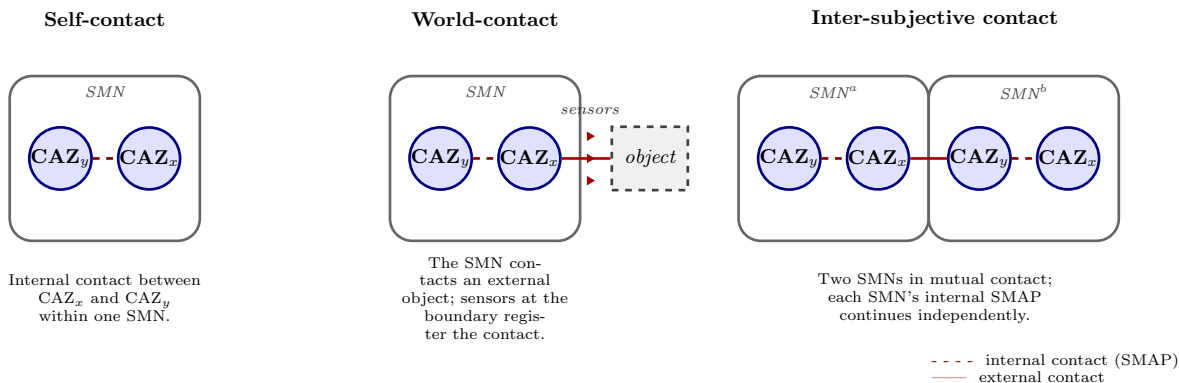


Figure 8. The three configurations of contact the dual-signal property identifies, with the same CAZ_x and CAZ_y retained across panels. *Self-contact* (left): both CAZs sit in the same SMN, and both efferent streams live in one broadcast; the predictor has access to both veridical configurations and the residual stays at the noise floor without adaptation. *World-contact* (centre): CAZ_x contacts an external object that has no efferent stream within the SMN; the contact is read by single-interface sensors (red triangles — touch, vision, audition, etc.) rather than by a partner CAZ. CAZ_y continues to run its SMAP in the background, illustrating that self-modulation is the architecture’s default state regardless of external contact pattern. If the world dynamics are learnable, the predictor adapts the world-state estimate from the residual (§6.6). *Inter-subjective contact* (right): the partner CAZ_y lives in another SMN with its own broadcast; the partner’s structured modulation can be partially recovered through residual-driven adaptation, but through a different route than world-contact. The three Dual-Signal Indices (§5) give the architectural geometry of contact: broadcast-internal access (left), inferred world state (centre), and inferred partner modulation (right).

Remark. We are careful to phrase this in architectural terms rather than epistemic ones. The dual-signal property is a fact about the wiring of the SMN, not a category the agent applies. The agent does not need to “judge” that the second stream is absent; the absence is a structural feature of the input. The dual-signal property, broadcast membership, and trajectory closure together establish the foundational architectural conditions for the first epistemic transition — the developmental discovery of the world as something other than the body — and the same conditions carry forward into the second transition, where another SMN’s structured modulation is distinguished from world dynamics, and into the later transitions that build on these. We present them here as the architectural conditions on which the later transitions build. How the agent comes to detect and act on the distinction, and how the criteria are deployed across developmental and social timescales, is developed in companion work (§10, items 1–2).

In the earliest operating regime of the architecture, every persistent sensory regularity is first available through self-modulating loops: by default, every persistent input is coupled to a second efferent stream within the SMN, so every persistent input has the form of a SMAP. Externality becomes detectable as these loops fail to close under dual-signal prediction. What changes through development is not the architectural conditions themselves but the agent’s growing capacity to detect and act on the structural difference between SMAPs

and their failures.

The three configurations admit a quantitative metric that is well-defined in simulation, in robotics, and in suitably designed electrophysiological experiments — a *Dual-Signal Index* with three contrasting forms (internal, external, and cross-SMN), one for each configuration of contact. Together they give the architectural geometry of contact: which efferent stream lives where, and how recoverable the partner’s modulation is by what means. The formal definitions of the three indices, and the characteristic value patterns produced by reference simulations of the three configurations, are in §5 and §9 (Register 8).

6.8 Shared intentionality as inter-body extension of SMAPs (hypothesis)

The architecture above characterizes the dual-signal property as a structural fact about wiring within an SMN. It is worth stating, as a separate hypothesis, what happens when two SMNs are in mutual contact through the inter-subjective configuration.

The hypothesis. When two agents engage in repeated mutual contact through refference-driven CAZs, each agent’s predictor is in the inter-subjective configuration with respect to the other: the partner’s actions modulate the agent’s afferent stream in a structured way, but the agent has no broadcast access to the partner’s configuration. The agent must extract the partner’s state from residual history (the world-model update of §6.6). When both agents are extracting, and both are acting in ways that the other can extract, the mutual residual decays as both world-models converge on each other.

We hypothesize that this is the architectural substrate of *shared intentionality* as Tomasello and colleagues describe it (Tomasello et al., 2005; Tomasello, 1999, 2022). The behavioral phenomena Tomasello identifies — joint attention, joint commitment, the “we”-mode of two children rolling a ball, two adults clapping in time, two strangers sharing a high-five — all have the structural form of inter-body SMAP extension: each participant is acting in ways that modulate the other’s afferents in a partner-specific manner, and each is extracting the other’s contribution from residuals.

The mechanism is the same residual-driven world-model update that underwrites single-agent contingency mastery (§6.6); the symmetry of mutual adaptation produces the symmetric joint-residual decay that is the empirical signature of shared intentionality (Register 7, §8; the simulation realization is in §9).

Scope of the claim. The hypothesis is that the SMN architecture admits a mechanism for inter-body co-adaptation with the structural form of shared intentionality, that the mechanism is the same as the one that underwrites intra-body SMAPs (extended across the body boundary), and that the mechanism produces a measurable empirical signature distinguishing it from asymmetric coordination. We do *not* claim that the mechanism resolves what is distinctive about human (vs. great ape) shared intentionality (the mechanism is generic across taxa; what is uniquely human may be downstream consequences of trust at the TAP-level rather than of the mechanism itself), that it is sufficient for joint-commitment phenomena depending on language and convention (those require TAP-level conventionalization, §10), or that it dispenses with phenomenological analyses of joint action and we-intentionality — the architectural claim provides a substrate, not a replacement.

Joint action and the second person. The mechanism’s relation to existing accounts of joint action is direct. Sebanz, Bekkering, and Knoblich (Sebanz et al., 2006) catalogue four cognitive capacities that joint action requires — joint attention, action observation, task sharing, and action coordination — and characterize the empirical work as documenting that these capacities operate online during shared activity, faster than reflective inference would permit. The SMN account of joint action explains *how* this on-lineness is structurally possible: when both participants’ refference predictors are in the inter-subjective configuration with respect to each other, partner-driven residual is a primary signal at the same architectural level as world-driven residual, available without an intervening representational step. Joint action coordination, on this view, is not the application of an inference machinery to social input; it is the same residual-driven adaptation that underwrites intra-body coordination, extended across the body boundary.

The we-mode and the embodied second person. The we-mode tradition argues that joint intentionality is a primitive structural mode of being-with rather than a derived combination of individual intentionalities (Gallagher, 2021, 2017). The SMN inherits this commitment by structural means: there is no architectural fact about an isolated agent that yields the inter-subjective configuration; the configuration emerges only when two SMNs are in mutual contact and both predictors are pursuing the symmetric residual decay. Inter-subjective directedness is therefore not built from individual directedness plus a “we” operator but is a separate architectural configuration the body affords once another body is present and reciprocally engaged. This is the architectural form of the second-person claim that intersubjectivity is not derivative — not because the architecture argues phenomenologically for it, but because it does not afford the alternative reconstruction from individual states.

7 Networks of CAZs: the phase-oscillator description

The single-CAZ analysis of §5 captures what one CAZ does. Multi-CAZ behavior — gait, coordinated reaching, respiratory–postural integration, the timing relations among the body’s many CAZs — requires a network-scale dynamical description. The continuous picture the framework adopts is that of *coupled phase oscillators* in the Kuramoto tradition, extended with the architectural elements of §§5 and 6: each CAZ contributes its own intrinsic frequency, the body’s anatomy supplies the coupling structure between neighbouring CAZs, and the haltability operator supplies the modulatory input that breaks pure rhythm into goal-directed action. The complementary question of an explicit discrete-event formalization — mapping the continuous-time trace to an event skeleton via Petri nets, hybrid automata, or category-theoretic compositional formalisms — is deferred to future work (§10). The formal statement of the phase-oscillator description is in §6.

7.1 The phase-oscillator description

A chain of segmental CAZs — spinal CAZs in locomotion, oral CAZs in chewing or swallowing, axial CAZs in respiration — can be described as a set of coupled phase oscillators with intrinsic rhythm, neighbour-to-neighbour coupling that pulls phases toward a target relative timing, and a per-CAZ modulatory input. The modulatory input is not stipulated externally: it is the haltability-gated drive emitted by each CAZ’s communication board, reflecting both the local affordance signal and the broadcast state of the network. This is what converts the phase-oscillator description from an illustrative gesture into a specification. The modulatory input is *computed by the architecture*, and its computation is the haltability operator of §5.3.

Four regimes of action. Once the modulatory input is identified with the haltability operator’s output, four regimes of action-pattern behavior fall out of the phase-oscillator description.

Basal Action Patterns (BAPs). The modulatory input is absent; the chain runs purely on intrinsic frequency and coupling. A stable limit cycle. Heartbeat, peristalsis, breathing at rest — the body’s autonomic rhythms.

Haltable Action Patterns (HAPs). The modulatory input is a phase-reset pulse that gates the oscillator to a halt value with the haltability operator of §5.3 active. Alert energy governs the cost of maintaining the halt; release returns the oscillator to its prior trajectory or to a new one. Active holding, postural freeze, the architectural form of stopping.

Negotiable Action Patterns (NAPs). The modulatory input continuously rephases or reweights the inter-CAZ couplings in response to perceptual predicates. A NAP is structurally what a HAP becomes when the halt is no longer absolute and the resumption is no longer a simple return: the same architectural machinery that admits stopping admits *adapted* resumption, with rephased timing and reweighted coupling fitted to the affordance currently in play. Where HAPs are stoppable or redirectable, NAPs are *modifiable* primitives: assemblies of oscillators and synergies that can be reweighted, rephased, and recombined on the fly through what amounts to assimilation and accommodation in the developmental sense (Kelso, 1995; Haken et al., 1985; Bizzzi and Cheung, 2013). Stabilized NAPs provide modular units that ground schematic aspects of skilled behavior while preserving their dynamical character: gait adaptation to terrain irregularities, bimanual task coordination, and speech-articulation adjustments are all NAP-level phenomena. Negotiation with the habitat — selecting which affordance to act on, adjusting an action mid-execution to fit a changing situation — is NAP-level activity. The ability to develop tool use through dexterity, prominent in human anatomy and progressively elaborated in the appendicular layer (§2.1), is a NAP-driven capacity.

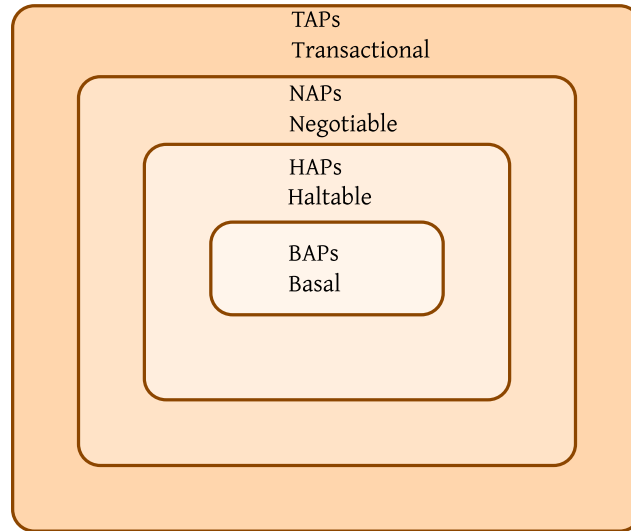


Figure 9. The four action-pattern regimes, nested from Basal (innermost) to Transactional (outermost). Each outer layer presupposes the inner ones: TAPs build on NAPs, NAPs on HAPs, HAPs on BAPs. The architecture’s default is the autonomic backdrop of BAPs; halting, negotiating, and externalizing are the architectural moves that successively wrap that backdrop.

Transactional Action Patterns (TAPs). NAPs whose phase-reset events are externalized — the halt pulse leaves a public trace recoverable by other agents. This is a property of the agent–environment–other coupling, not of the phase-oscillator description alone. TAPs are how NAP traces — gestures, vocalizations, marks on a surface, footprints, inscriptions — become available across body boundaries and so available to other agents.

Architectural conditions for the HAP → NAP → TAP path. NAPs and TAPs are named here to mark the architectural path opened by haltability. The four-regime picture above identifies *where* in the action-pattern hierarchy the recursive generativity of human cognition becomes architecturally reachable; the architectural conditions for the HAP → NAP transition (the haltability operator with rephasing and coupling-reweighting capacity) and for the NAP → TAP transition (the externalizability of the phase-reset trace) are both established in this paper. They are foundational architectural conditions on which later development builds. How recursion, composition, and externalization arise from the regime transitions in detail is developed in companion work (§10, item 3).

7.2 What the phase-oscillator picture adds

The phase-oscillator description allows the architecture to make claims that the single-CAZ dynamics of §5 alone could not support.

Dissociations under affordance perturbation. If two tasks are identical at the goal level — same target configuration, same haltability conditions — but differ in substrate properties (rigid vs. compliant tool, fresh vs. fatigued muscle, intact vs. partially deafferented limb), the higher-level event description is identical but the dynamics differ. The architecture predicts performance dissociations even with task-level matching, because the same goal can be reached through different phase trajectories.

Guarded composition is not symbolic composition. A NAP is not a sequence of symbols but a sequence of guard-conditioned phase trajectories. Two NAPs sharing the same goal-level description can have radically different behavioral signatures depending on the phase dynamics they instantiate.

Transactional emancipation has a formal locus. The transition from HAP to TAP — the gateway to language and convention — corresponds, in the phase-oscillator description, to the emergence of *publicly recoverable* halt events: phase-reset events whose timing and location are inferrable by an external observer from the trace they leave. This is what turns a phase reset into a token.

The architectural condition that makes a phase reset publicly recoverable is that the reset must leave a trace beyond the acting CAZ’s own messaging interface — a trace another agent’s transducers can read. This condition is satisfied by at least three classes of physical event the architecture admits: (a) *motor babbling*, where the halt is realized by an appendicular CAZ whose visible configuration change is registered by another agent’s visual transducers; (b) *vocalization*, where the halt is realized by an oral or laryngeal CAZ whose phase-reset event projects acoustic structure into a medium shared with other agents; and (c) *manipulative marks*, where the halt is realized by a CAZ whose mechanical interface deforms a substrate that persists after the action ends. Each class is a different way of putting the reset event outside the agent’s own body — in the agent’s geometry, in the medium, or in the environment. The paper takes no position on which class is developmentally primary; the present claim is the weaker one that the architecture admits each class through the same mechanism (an externalizable phase-reset event) rather than requiring a separate apparatus for each. The elaboration of that condition into a theory of token emergence, and the empirical question of developmental ordering, are in companion work (§10, item 3).

8 From a board to a network: multi-CAZ communication

The single-CAZ description of §5 treats the communication board as a small element: read the afferents, apply the halt gate, route the activations between the opponent zones. For a single CAZ that is sufficient. As soon as we move to a body with many CAZs operating concurrently across multiple anatomical scales, three architectural facts force a generalization: the board scales into a *network of boards*, with a specific structural role. The formal statement of the SMN tuple, the broadcast operator Π , and the active-perception filter α is in §7.

8.1 Three reasons the board must scale

(i) The BAP backdrop is a SMAP backdrop. BAPs — heartbeat, respiration, peristalsis, locomotor gait, postural sway against gravity — are continuously running CAZs whose dynamics never halt. They establish a continuous temporal background — a self-modulating prediction field that the body runs without interruption — against which HAPs are perceived as contextual deviations. Crucially (§6.7), every BAP is a SMAP in the strong sense: each BAP couples two or more CAZs within the same SMN through the body’s geometry, and both ends of the coupling have efferent streams accessible to the architecture. The body is therefore born running a continuously self-modulating prediction field with no external referents required. The board for any HAP-level CAZ is not just routing between its two zones; it is reading a continuous broadcast field of BAP phases that is itself dual-signal-positive throughout. This is a many-to-one read with temporal coherence requirements that no single board can satisfy.

(ii) Axial vs. appendicular: alternating and synchronous coordination. The axial CAZs (along the spine, the trunk) and the appendicular CAZs (limbs) operate under different coordination regimes. Axial CAZs are typically synchronously coupled bilaterally for locomotion (left–right alternation in tetrapods, segmental travelling waves in fish). Appendicular CAZs can decouple from this background and operate independently — that is the entire point of dexterous manipulation. The board(s) that mediate these regimes need to *select* between phase-locked and decoupled modes depending on context. This is something a switching network does, not a fixed board.

(iii) Cross-zone broadcast and the dual-signal substrate. The framework makes the strong claim that the central nervous system broadcasts integrated body state across all CAZs, and that this broadcast is what makes the body a single agent rather than a colony of locally competent zones. The architectural condition — formalized below as *network closure* — is that every CAZ contributes to and reads from the broadcast state. A static board cannot do this. What is required is a network that integrates many local signals — afferents, forces, alert energies — into a shared state and broadcasts a function of that shared state back to every CAZ. The broadcast is the substrate that makes intra-body SMAPs (§6.7) dual-signal-accessible: it is the channel through which the veridical configuration of one CAZ becomes available to another’s predictor, so that the dual-signal property is satisfiable in practice and not merely in principle. Without this broadcast, each CAZ would be a quasi-agent inferring the rest of the body solipsistically through

residuals alone — a configuration analogous to (but architecturally distinct from) the inter-subjective case of §6.7, since here the “partner” lives in the same body whose broadcast is unavailable rather than in a different SMN with its own broadcast. With the broadcast in place, the body’s many SMAPs become a single coherent dual-signal field, and the body becomes a single agent rather than a colony.

8.2 The SMN as a hybrid graph-dynamical system

We accordingly generalize the communication board into a *broadcast network* and define the SMN as a *hybrid graph-dynamical system*. Architecturally, an SMN has three groups of components: a *routing graph* over CAZ nodes (which CAZ can route messages to which other CAZ); the *local operators* attached at each CAZ (its communication board and its haltability operator, both defined in §§5–5.3); and the *network-level operators* that act across CAZs — the *broadcast operator*, which maps the full network state into a body-wide broadcast available to every CAZ’s board, and the *active-perception filter*, which gates which sensor streams enter each board’s predictive computation.

Two architectural commitments live inside this generalization, and they are substantive — not merely notational.

Network closure. The broadcast operator is *non-degenerate* on every CAZ’s contribution and reading: every CAZ in the SMN must contribute to the broadcast state, and every CAZ must read from it. We use this non-degeneracy as the definition of *network closure*. The condition is graph- and operator-theoretic and can be checked on a candidate implementation. The specific functional form of the broadcast operator — linear with delays, attention-weighted integration, multi-frequency broadcast layers, neural-tissue routing — is not committed to here; what matters architecturally is that every CAZ is on the network, both as contributor and as reader.

Two-stage gating. The active-perception filter realizes Commitment C4 (§3.1): a sensor stream enters a board’s predictive computation only if its current variation is predicted by that board’s refference predictor as a non-trivial consequence of the board’s current efferent activity. Two operational consequences follow. First, *habituation composes with the filter*: a stream admitted to the filter whose variation is fully predicted by an ongoing BAP contributes no decision-relevant information, so the architecture’s two filters — the active-perception filter as ingress gate and the refference predictor as expectation-canceller — compose to admit only residuals that are neither uncoupled nor predicted. Second, *surprise drives gate-passing*: a stream not currently in the filter that begins to correlate with current efferent activity passes the gate at the next update, recovering Register 6 as a graph-state transition. This requires that streams outside the filter remain under low-cost peripheral monitoring — raw variation, cross-correlation with efferent activity — without the full predictive computation that board-level admission demands.

Network dynamics. With the tuple in place, the network dynamics are specified component-wise: each CAZ evolves under the single-CAZ dynamics of §5 (joint dynamics, board, haltability), parameterized by the broadcast state and the currently attended sensor streams. This is a coupled differential-equation system on a graph; its analytical treatment for arbitrary network topologies is deferred to future work (§1). What we have here is a specification of the architectural object, not its dynamical theory.

Anatomical regimes as parameter patterns. Each board, beyond its own afferents, receives two further inputs from outside the CAZ: the BAP backdrop (a low-dimensional projection of the phases of the continuously running CAZs) and the broadcast state. Different anatomical regimes correspond to different weightings of these two inputs at the local board. Synchronous-bilateral axial locomotion has left and right axial CAZs sharing strong coupling to a common gait BAP and a small broadcast contribution. Decoupled appendicular manipulation has limb CAZs transiently uncoupled from the gait backdrop and a large broadcast contribution driven by current task state. Postural-manipulatory integration has both contributions non-trivial: the trunk maintains gait-like stability while the hand performs a halted, negotiated action.

8.3 What kind of network the SMN is

A clarification is essential here. The architecture distinguishes two related but distinct objects: a *communication board* — the per-CAZ router defined in §5 — and a *broadcast network* — the cross-CAZ substrate

through which each CAZ’s state contributes to and reads from the body-wide broadcast state. We use these two terms consistently in the remainder of the paper. The third phrase that recurs in earlier sections, “communication network,” is a loose cover term for the two together; where this paper said it earlier, the broadcast network is what is intended.

By *broadcast network* we do *not* mean a feedforward function approximator in the machine-learning sense. It is a *routing, gating, and broadcast substrate* with several architectural properties.

It does not *generate* signals; the signals come from CAZs. The network amplifies, dampens, integrates, and routes them. This recovers the three node types of §2.5 — sensors, motor tissue, and neurons — now seen through their dynamic roles: sensors and motor tissue generate signals, neurons route them. The neuronal network is not a source.

Its computation is *state-maintenance*: holding the broadcast state in a configuration that reflects recent history and current engagement, with the appropriate timescale for the level it serves.

It is plastic but not feedforward-trained: connections strengthen and weaken via Hebbian-style coupling driven by co-activation patterns of the CAZs it serves. This is the formal locus of the broader framework’s “Fire Together, Wire Together” (FTWT) principle.

It is *layered*: the same architectural pattern recurs at multiple scales (spinal cord, brainstem, midbrain, cortical), each serving a different region of the body and a different temporal horizon. The sensor–motor–neuron triad is the unit; the multi-scale network is its multiplication.

We use the term *broadcast network* rather than *neural net* to avoid importing assumptions from deep learning. The substrate is implemented in neural tissue, but its architectural commitments are routing, gating, and broadcast — not function approximation.

8.4 Why the layered network is required, not optional

A reader might object that we could in principle stack many single-CAZ boards without making the multi-board network do new computational work. The objection misses the architectural point. A simple stack of independent boards cannot:

- maintain a coherent global posture under perturbation, because no node has access to the global state;
- select between alternating and synchronous modes for axial CAZs without a switching layer;
- generate the BAP backdrop that lower CAZs require;
- implement the broadcast that the architecture identifies as the basis of bodily identity;
- support the cross-CAZ learning rules (FTWT) that turn recurrently co-active CAZs into stabilized NAPs.

The broadcast network is the formal locus of all five capacities. Without it the architecture does not scale beyond a single joint.

8.5 What an implementation must commit to

For readers approaching this paper as a specification — cognitive roboticists, computational modelers, embodied-AI researchers — it is worth listing what the architecture requires of an implementation and what it leaves open. The architecture imposes four design decisions, each constrained but not fixed by the body of the paper.

- (i) *Opponent topology*. A specific body plan whose CAZs realize opponency along the principal anatomical axes (Commitments C1, C6). The architecture commits to opponency at every scale but not to a specific anatomy: the implementer chooses how many CAZs, which pairs are opponent, and how they are geometrically coupled. The choice is constrained by the body’s asymmetries (§2.6).
- (ii) *The board’s modulation form*. How each communication board B maps its afferent inputs and broadcast contents to its active drive. The architecture requires only that the mapping accept the alert-energy gate of §5.3 and produce co-activation when the local zone is loaded. The functional form (linear gain, sigmoidal, learned mapping) is the implementer’s choice. Reference statement: §4.

- (iii) *The refference predictor’s update rule.* How the residual maps to a world-model update. The architecture commits to the two-pathway dynamics (build alert energy *and* adapt the world estimate) and to body-pose entering as observed rather than predicted (§6.2), but not to a specific update rule. Kalman-style filtering, gradient descent on a parametric model, or symbolic update over a discrete world representation are all admissible. Reference statement: §5.
- (iv) *Broadcast and active-perception policies.* What the broadcast operator Π carries body-wide, and what the active-perception filter α admits to board-level computation (Commitments C3, C4, C5). These are parsimony commitments rather than empirical necessities; the implementer chooses contents and gating policies subject to the constraint that streams not currently coupled to local modulation must be under peripheral monitoring rather than fully discarded. Reference statement: §7.

Implementations are free in all four. The empirical signatures of §8 are insensitive to the specific choices: any instantiation that satisfies the four constraints should exhibit the same eight registers, which is what makes them an architectural fingerprint rather than a parameter-fit. Where the paper’s formalism is most exposed — the alert-energy dynamics, the refference comparator, the broadcast tuple — the appendix sections cross-referenced above give the equations an implementer needs.

9 Where the SMN sits in the cognitive-science landscape

Now that the architectural specification is in place we can state how the SMN architecture relates to existing accounts in cognitive science, philosophy of mind, and cognitive robotics. The discussion is deliberately reconciliatory rather than oppositional: each tradition surveyed here has identified a true and important property of cognitive systems; the SMN’s contribution is to specify what kind of architecture admits these properties together. Where a tradition has been right about *what* cognitive systems exhibit, the SMN typically supplies the *how* as a structural commitment. Where a tradition has over-extended (claiming that what it identified explains all of cognition), the SMN preserves what was correctly identified without preserving the over-extension.

The architectural commitment that anchors the comparisons is *opponent haltability dynamics*: opponency at every anatomical layer producing a balance-state substrate, with haltability as the active recruitment of antagonistic affordance into co-activated equilibrium. Other architectures could implement the phenomena that traditions in this section have identified — attention, prediction, affordance selection, registration — by different means, including centralized gating or top-down command. The SMN’s choice is opponency, and once opponency is granted, parsimony arguments apply. Many phenomena that other traditions postulate centralized mechanisms for fall out as consequences of opponent haltability dynamics with broadcast. Opponency, on this account, is the root of autonomy in the SMN: local antagonism produces locally available haltability, and broadcast supplies the integrative principle that makes the body behave as one agent without postulating a central computation on top.

9.1 Sensorimotor enactivism

The sensorimotor and enactivist tradition was the first sustained breakthrough that gave embodied cognition theoretical traction and empirical grounding. O’Regan and Noë’s sensorimotor account (O’Regan and Noë, 2001; Noë, 2004) argues that perception is constituted by mastery of how sensory inputs change under action. The SMN is consonant with this constitutive claim and supplies one mechanism for it: the refference predictor of §6 formalizes sensorimotor mastery as model adaptation, and Register 4 measures it directly.

The further question of how the agent comes to distinguish self-modulated contingencies from world-modulated ones has been treated variously: as the output of a forward model (Miall and Wolpert, 1996; Blakemore et al., 1998), as a two-stage judgement (Synofzik et al., 2008), as precision-weighted prediction error (§9.2). Each captures a real phenomenon; the SMN does not contest them at the level of phenomena. What the SMN offers is a different distribution of explanatory load: rather than postulating a specialized self/world discriminator, the architecture treats the distinction as a structural fact about the wiring — the dual-signal property (§6.7) and the three indices $DSI^{\text{int/ext/cross}}$ (§5) handle self, world, and other in a single family.

The broader enactive tradition (Varela et al., 1991; Maturana and Varela, 1980; Thompson, 2007; Di Paolo, 2005; Froese and Paolo, 2011) shares the SMN’s commitment to engaged coupling as constitutive

of cognition. The disanalogy is one of pitch: enactive theorizing typically operates at a level where “the agent” and “the environment” are primitives, while the SMN takes the within-agent organization seriously enough to formalize it. Perceptual crossing (Froese and Di Paolo, 2011) is recovered, on the SMN account, as the inter-body limit of an intra-body mechanism that is the architectural default (§6.7, §6.8). The radical enactivists are right that cognition is not symbol manipulation over disembodied tokens; what they do not get right is that an internal model is dispensable. The SMN admits a broadcast state-space estimate (§2.5) as architectural necessity, with the constitutive embodiment claim preserved by anchoring that estimate to the body’s opponent dynamics rather than to a representational module.

9.2 Active inference and predictive processing

The free-energy / active-inference program (Friston, 2010, 2011; Adams et al., 2013; Allen and Friston, 2018; Clark, 1997, 2008) proposes that biological systems minimize prediction error through a hierarchical generative model that drives both perception and action. The relationship between active inference and the SMN is substantially more reconcilable than an oppositional reading would suggest. The mathematical apparatus is shared — the residual $r = s - \hat{s}$ of equation (12) is structurally a prediction error, equation (13) couples residual to alert energy so that surprise drives attention and (via equation (14)) auto-halt, and Register 3 (reafference) and Register 6 (surprise-driven attention) are exactly the kinds of empirical contrast active inference also predicts. Both architectures are hierarchical: the SMN is layered at autonomic, motor, bilateral, neural, and perceptual levels (§2.1), with CAZs nested at each level (a joint CAZ contains multiple muscle-fiber CAZs at the next level down; a limb CAZ contains multiple joint CAZs; a postural CAZ contains multiple limb CAZs) — the full nested specification is left for the companion program (§10). And both architectures have an integrative principle that makes the body behave as a unit: active inference posits a global free-energy quantity to be minimized, the SMN posits the broadcast operator Π integrating local CAZ states into a shared state-space estimate available to every CAZ’s board (§8.2).

The activated SMN as a Markov blanket

A particularly productive reading of the relationship is that the activated area of the SMN at any time — the subset of CAZs currently coupled through haltability and broadcast for a given task — can be read as a Markov blanket in the active-inference sense. On this reading, active inference describes the conditional-independence structure of the SMN’s nested architecture mathematically, while the SMN describes the same structure architecturally; the two are dual descriptions of one object rather than competing accounts of two.

Apparent differences and the open question

The architectures appear to differ in two respects, both of which we suspect turn on parsimony rather than substance. First, on foundational principle: active inference is in part a normative theory (agents are taken to minimize free energy, and the architecture is whatever minimizes it), whereas the SMN is constructive (the architecture is specified first — opponent zones, Sensation Modulators, broadcast, haltability — and prediction-error dynamics fall out as a consequence). The SMN does not require a global free-energy quantity in order to produce attention, prediction, surprise-driven gating, or any of the other phenomena active inference predicts. Second, on centralization: active inference in its standard formulations locates the generative model in a single hierarchical structure with a global quantity to optimize; the SMN locates the generative work in many local opponent balances coordinated by broadcast, with no single quantity that the network as a whole minimizes. We flag the *formal-equivalence question* — whether the variational principle, suitably interpreted, reduces to the integrative property that broadcast realizes in opponent substrate, or whether the SMN’s distributed coordination admits a global free-energy reading under a suitable mapping — as a productive direction for future work, without claiming the architectures are equivalent or that they are not. What the SMN adds to the predictive-processing tradition under either resolution is *parsimony of architectural commitment*: opponent haltability dynamics with broadcast suffice as the substrate from which prediction-error dynamics emerge.

This is also the affinity through which we engage Damasio (Damasio, 1994, 1999, 2010, 2021, 2001): the “feeling of what happens” that Damasio identifies with the homeostatic and somatic-marker layers is, on the SMN account, the broadcast of opponent-pair states across the network — felt because it is the actual state of the body, known because it is the substrate of every prediction the architecture makes. The broadcast operator Π of §8.2 is, in this sense, where Damasio’s somatic markers acquire a structural specification.

Global Workspace Theory. Global Workspace Theory (Baars, 1988, 2005; Dehaene, 2014) treats conscious access as broadcast of specialized-processor content into a shared workspace. The broadcast operator Π is structurally a global-workspace mechanism — it makes local CAZ states available across the network — but with two SMN-specific specifications. First, the substrate: the broadcast carries opponent-pair states, not arbitrary contents; what gets broadcast is the integrated state of the body’s opponent dynamics, which is what Damasio’s somatic markers point to. Second, the gating: the active-perception filter α and the dual-signal property together determine what enters the workspace as self, world, or other. How the body’s snapshot of itself is constructed serially through HAP-indexed broadcast is the subject of companion work (§10, item 3).

9.3 Affordance competition and morphological computation

Two traditions in cognitive science and robotics have located, in slightly different forms, the same architectural need: a body whose structure does cognitive work that an unstructured controller would otherwise have to learn or perform. Cisek and colleagues (Cisek, 2007, 2010; Cisek and Kalaska, 2010; Pezzulo and Cisek, 2016) identify the need at the action-selection level (parallel preparation of competing affordances, action and decision integrated rather than separated), while Pfeifer, Tani and colleagues (Pfeifer and Bongard, 2007; Pfeifer et al., 2007; Hauser et al., 2011, 2008; Tani, 2016) identify it at the substrate level (morphological computation, body dynamics as inductive bias). Both are right about *what* is needed; neither has supplied an architectural specification of *which* structures, distributed *how*.

The SMN supplies both. For affordance competition: every CAZ in an SMN is continuously prepared to act and continuously sampling broadcast state for affordance-relevant information; the haltability operator (§5.3) gates which CAZ’s drive is currently active, and the active-perception filter α (§8.2) gates which sensors enter which CAZ’s predictive computation. The competitive dynamics that affordance-competition theory locates in a centralized decision substrate become, on the SMN account, distributed across the network of haltability gates and broadcast couplings. The deeper engagement with affordance dynamics happens at the NAP layer (§7): NAPs are modifiable primitives that can be reweighted, rephased, and recombined to fit current affordances. A Cisek reader will recognize the parallel-preparation intuition as preserved and sharpened by the SMN’s explicit commitment to distributed gating rather than centralized arbitration.

For morphological computation: the structures the SMN commits to — opponency along anatomical axes (§2.1, §2.6), Sensation Modulators everywhere (§4.2), broadcast topology (§8.2), spatial cognition through differential displacement (§2.4) — are the specific commitments that turn “any morphology computes” into “these commitments make a morphology cognitively tractable.” A morphological-computation researcher gains a substrate specification rather than a methodological principle.

A computational-cost consequence is worth flagging. The body exploits gravity as a strong prior: postural CAZs are organized around a vertical axis defined by gravity, bilateral opponency is calibrated against gravitational moments, locomotor central pattern generators exploit the pendulum dynamics of limbs falling in a gravitational field (Grillner and Manira, 2020). None of this has to be *computed* in the sense an unstructured substrate would have to learn it; the morphology already incorporates the prior. The result, at the level of total system cost, is that a human body computes and maintains itself at room temperature — many orders of magnitude less power than equivalent computational tasks in silicon. The hypothesis is that the SMN architecture reduces computational cost by recruiting environmental affordances that opponent substrates make available; this is a target for quantitative work in cognitive robotics, not a result of this paper.

9.4 Gibson on affordances and ecological information

Gibson’s ecological psychology (Gibson, 1979) holds that the structure of the environment is directly available to a mobile observer through the patterned flow of sensory information induced by the observer’s motion, and that what is made available is not raw sense-data but *affordances* — possibilities for action specified by the relation between the environment and the body. The SMN is fully compatible with this view, and supplies the mechanism that Gibson left as a constitutive claim.

The mechanism is the Sensation Modulator (§2.4). On the SMN account, ecological information is available because the differential sensory variation that Gibson identified as the specifying signal is what Sensation Modulators produce. Gibson’s “optic array of a moving observer specifies the layout of the environment” is recovered as: the Sensation Modulator produces the differential displacement that turns the

otherwise-ambiguous sensory flow into a body-anchored geometric specification. Without Sensation Modulators, no flow; without flow, no information; with both, the information Gibson identified as ecological is architecturally available.

The notion of affordance is recovered similarly. An affordance, in Gibson’s sense, is a potentiality of the environment specified by the observer’s body. The SMN architecture supplies the substrate: a CAZ’s haltability is the architectural realization of an affordance for active stillness; a SMAP-coupled trajectory is the architectural realization of an affordance for self-modulation; a transducer’s reading constrained by current efferent state is the architectural realization of an affordance for contingent perception. The SMN is offered as one possible mechanistic articulation of Gibson’s framework, not as a displacement of it: each architectural commitment maps onto a relational property Gibson identified, and where the architecture adds content (the SM substrate, the broadcast operator Π , the haltability operator H) the addition is a specification, not a correction. The relational reading we adopt here is consonant with the post-Gibsonian elaboration in Chemero (2003) (affordances as relations between abilities and environmental features); the SMN supplies the structural substrate on which such relations are realized. Heidegger’s *Zuhandenheit* (Heidegger, 1962; Wheeler, 2011) reads in the same architectural register: readiness-to-hand is dispositional posture, and the SMN’s eight registers are the architectural fingerprints of dispositional states the body maintains.

Affordance is mutual. A subtlety worth surfacing here: the SMN specifies the agent-side architecture for affordance registration, but affordance is a relational property of the agent–world system, not a property of either alone. World-articulation and agent-anatomy must mutually structure cognition. A highly differentiated world yields no cognition for an undifferentiated agent; a highly differentiated agent yields no cognition in an undifferentiated world. If the world can perturb the agent and the agent cannot recover, that world is not habitable for the agent; autopoiesis is a coupled process in which the agent and the world co-structure each other (Maturana and Varela, 1980; Varela et al., 1991). The reason different animals construct different world models in the same physical world is anatomical: differences in the SMN’s structural commitments at the body layer translate into different sets of affordances becoming registrable. The reason animals can co-habit a shared world is similarity in their action-pattern repertoires across species and within a population.

This mutuality has a sharp predictive consequence for cognitive robotics: two robots with similar anatomy should construct similar world models, even when their other implementation details differ; two robots with very different anatomy should construct different world models, even in the same environment. Recent work on world-model construction in machine learning (LeCun, 2022; Ha and Schmidhuber, 2018) can be read as pursuing exactly this question, and the SMN provides one architectural specification for what a world model must structurally be: not a learned representation of an external world, but the agent’s body-anchored construction of which affordances are registrable given its anatomy and which modulations its substrate makes available.

9.5 Smith on registration

The closest philosophical precedent for what the SMN architecture delivers is Brian Cantwell Smith’s account of registration in *On the Origin of Objects* (Smith, 1996). Smith argues that “objectness” is not a pre-given category that the world supplies and the mind detects, but an achievement of *registration* through engaged participation. A registering system makes structural facts about the world available to itself through its own engagement; what counts as an object for that system depends on what its engagement makes available. Smith’s view rejects both naive realism (objects are out there independent of any registering system) and constructivism (objects are mental projections); it locates objectness in the dynamic relation between the registering system and the world it engages.

The SMN architecture cashes Smith’s frame out in mechanism. The dual-signal property of §6.7 is a registration mechanism: it makes the structural fact “this stream lacks a second efferent counterpart in my SMN” available to the architecture itself, in the form of a measurable contrast between SMAP-coupled, externally-coupled, and inter-subjectively-coupled sensory streams. The three indices of §5 (DSI^{int} , DSI^{ext} , DSI^{cross}) are Smith’s registration distinctions in numerical form. Smith does not commit to a specific mechanism — his account is pitched at a level of abstraction where the registering system could be any sufficiently engaged agent — and the SMN supplies one such mechanism, grounded in biomechanical wiring and evolutionary–developmental layering.

There are two notable disanalogies. First, Smith’s registration account is concerned with how an object becomes *objective* for a registering system, which involves a richer notion of stability, coherence, and inter-subjective re-identifiability than the SMN delivers in this paper. The SMN here stops at making external entities *architecturally available* as the kind of thing that registers as “not-SMAP-coupled”; the further work of registering something as a particular object that persists, that other agents can co-register, that supports calibrated functional relations to other objects, is the subject of the second epistemic transition (§10, item 2). Second, Smith’s framework is non-committal about biological substrate; the SMN is explicit that the registering mechanism is layered opponency in a multicellular body, with all the structural specificity that comes with biological evolution.

We use “register” rather than “signature” as our term for the empirical patterns the architecture delivers, in deliberate acknowledgement of this affinity with Smith.

9.6 Cognitivism and the 4E debate

A position-staking note on the longest-running debate in the cognitive sciences. The SMN does not oppose cognitivism, nor 4E. It reconciles each tradition with the other by preserving what each got right and locating what each got wrong.

What 4E (embodied, embedded, enactive, extended) gets right is that phenomenology is grounded in body, perception is action, and cognition is constitutively embodied. The SMN supplies the mechanism — haltability admitting attention, Sensation Modulators producing displacement, broadcast supporting shared state-space — that 4E theorizing has sought without specifying. What 4E (in its radical-enactivist forms) does not get right is that representations are dispensable. The SMN admits the broadcast state-space estimate as architectural necessity, while keeping the constitutive embodiment claim by anchoring that estimate to opponent dynamics rather than to a disembodied representational module.

What cognitivism gets right is that there is recursive generative capacity in human cognition, that this capacity is biologically given (phylogenetically obtained, not learned afresh by every individual), and that it has the form of generative grammar (Chomsky, 1957). What cognitivism gets wrong is that this capacity is disembodied symbol-manipulation. On the SMN account, the recursive generative capacity is supplied by the Negotiable Action Pattern (NAP) layer (§7): NAPs are modifiable modular primitives, recombinable on the fly, whose traces (gestures, vocalizations, marks) become Transactional Action Patterns (TAPs) — patterns externalized so that they cross body boundaries and become available to other agents. TAPs are where generative grammar becomes architecturally tractable, by way of the recursive recombining that NAP modularity admits. The cognitivist’s substantive intuition — that generative recursion is real and biologically grounded — is preserved; the cognitivist’s mistake of locating recursion in disembodied symbols is replaced with the SMN’s localization of recursion in body-anchored modular dynamics. The full architectural treatment is the subject of the third epistemic transition (§10, item 3).

9.7 Contemporary AI and the SMN

Modern AI based on transformer architectures (Vaswani et al., 2017; Brown et al., 2020; LeCun et al., 2015) has identified a structural fact worth attending to: a stochastic substrate stabilized by training, perturbed by context, releases a stream of tokens that simulate how humans speak. The SMN account says: the structural intuition is right, but the substrate’s stability and the context’s structure must be body-anchored. The SMN substrate is the dynamically created, stochastically stabilized state-space of Basal Action Patterns (BAPs) and Halttable Action Patterns (HAPs); the perturbing stream is NAP-driven; the resulting context-dependent meaning is an architectural property of body-anchored construction, not of the trained network alone. The position the SMN account takes on the difference between natural and artificial intelligence is the following: the difference is not that one is biological and the other silicon-based; it is that the substrate of natural intelligence is dynamically constructed and updated through opponent dynamics in a body, while the substrate of contemporary artificial intelligence is a frozen training-time snapshot whose context-perturbation dynamics simulate the surface form of body-anchored cognition without its substrate.

Whether the gap can be closed by adding embodiment to existing architectures, or only by reconstructing AI on opponent-substrate principles from the start, is an open question that this position allows to be asked precisely. The full development of this account, including the formal treatment of snapshots and streams, is the subject of an upcoming paper (§10, item 3).

10 Conclusion

What the paper offers

The paper’s central thesis is that *haltability* — the architectural ability of an opponent substrate to enter and hold an actively co-activated equilibrium — is what generates the dispositional structure that object-directed phenomenology requires (Husserl, 1900–1901, 1913). The chain runs through the architecture: opponency makes co-activation available; co-activation makes halt possible; halt makes attention possible; attention makes intentional directedness possible. No module added on top.

The architectural specification delivering this thesis is built up across the body of the paper: zones and Sensation Modulators (§4), the Coordinated Action Zone with its joint dynamics, communication board, and haltability operator (§5), the transducer and refference machinery together with the SMAP layer (§6), the phase-oscillator description of multi-CAZ chains (§7), and the hybrid graph-dynamical specification of the SMN as a whole (§8). The formal apparatus realizing these architectural commitments, the eight empirical registers they entail, and the reference- simulation realizations that serve as existence proofs are in Appendix 1. §9 situates the architecture in the cognitive- science landscape: supplying mechanism to 4E theorizing’s constitutive claims, locating prediction-error dynamics in opponent substrate rather than in a variational principle, distributing affordance competition across haltability gates, supplying the structural specificity that morphological computation has sought, and cashing out registration in three Dual-Signal Indices. The position the architecture takes on the cognitivism-versus-4E debate is reconciliatory: recursion lives in the modifiable modular dynamics of NAPs (§7); embodiment lives in the opponent substrate that supports them.

Returning to the introductory promise

The introduction set out a small contract: dissolve the cognitivism-versus-4E impasse and the symbol-grounding problem by giving an architectural specification of the embodied cognitive agent in which both traditions’ insights can hold. Five threads in particular were promised; we name what was done against each.

Whole body, not brain, as the unit of cognitive analysis. Delivered as the SMN itself. The central nervous system is the modulating substrate of the architecture but not the source of action — isolated cardiac tissue beats, single-celled organisms move, and the nervous system’s cognitive contribution is the routing and gating of ongoing dynamics, not their generation.

Opponency at every scale of organization. Stated as C1 (Commitment C1) and developed through the architecture from the biochemical and homeostatic layer through the autonomic, motor, bilateral/segmental, neural, and perceptual scales. The Sensation Modulator is the architectural primitive that closes the controller–plant decomposition into one tissue that senses and acts; the Coordinated Action Zone is the smallest opponent unit; the broadcast network makes the body’s many opponent pairs cohere into a single agent.

Self-modulation as the default; the self/world distinction as structural. By the multi-CAZ network, every persistent input is, by construction, embedded in a self-modulatable action pattern. An external object has no second efferent stream within the SMN; an inter-subjective contact has a second efferent stream in a *different* SMN. The three configurations — internal, external, cross-SMN — fall out of the wiring, not out of any category the agent applies. This is the architectural answer to one half of the symbol-grounding problem: meaning need not be conferred on formal symbols by external semantics if the structure that distinguishes self from world is already in the body’s wiring.

Haltability as the architectural locus for intentional directedness. The chain promised in the introduction — opponency → co-activation → halt → attention → intentional directedness — is realized by the haltability operator, with alert energy as the metabolic substrate. The same alert energy that distinguishes haltability from classical inhibition becomes, once refference is added, the substrate of attention. The phenomenology payoff is structural, not metaphysical: haltability is the architectural condition aboutness requires, not its sufficient producer.

The BAP–HAP–NAP–TAP cognitive trajectory. The four-level hierarchy promised as the cognitive trajectory of the organism is delivered through the phase-oscillator description. The architectural conditions for each transition are stated here: BAP → HAP via the haltability operator, HAP → NAP via rephasing and coupling-reweighting under perceptual predicates, NAP → TAP via the externalizability of phase-reset traces as the architectural condition for tokenization, language, and convention. The developmental and

conventionalization trajectories that build on these conditions are the work of the companion program; the conditions themselves are established here.

Why this might matter

The architectural specification is offered as one candidate foundation for a cognitive science that takes embodiment, opponency, and haltability seriously. Three modest claims about why the approach might warrant consideration:

For cognitive science — the SMN supplies a structural specification at a level the field has generally treated only philosophically or methodologically. A specification of this kind makes architectural commitments precise enough to be tested, to be distinguished from competing accounts, and to support cumulative theoretical work in companion papers. The paper’s eight registers are concrete falsifiers: any biological or artificial system claiming SMN-compatibility should reproduce them, and any system that does not is by that fact a different architecture.

For cognitive robotics — the structural commitments are implementable. Opponency along principal anatomical axes, Sensation Modulators producing differential displacement, broadcast maintaining shared state-space, haltability gating local action, the active-perception filter α admitting only sensors currently coupled to action: these are constraints a roboticist can build to. The paper raises but does *not* demonstrate the hypothesis that structured opponent substrate reduces computational cost relative to unstructured-reservoir embodiments (§9.3); whether the SMN architecture supports an energetically tractable route to embodied AI is a quantitative target for downstream work, not a result of this preprint.

For grounding AI — the SMN account holds (§9.7) that natural intelligence’s substrate is dynamically constructed by opponent dynamics in a body, while contemporary AI’s substrate is a frozen training-time snapshot. Whether the gap can be closed by adding embodiment to existing architectures, or only by reconstructing AI on opponent-substrate principles from the start, is the open question the SMN framework lets us ask precisely.

The status of the claim

A clarification is owed about what kind of claim the architecture makes. The empirical findings on which cognitive and motor neuroscience rest — the architecture of cortical circuits, the descending control of motor units, the encoding of sensory signals, the localization of functions across brain regions — are supported by decades of careful experimental work. The SMN account proposes alternate readings of those findings: the nervous system as broadcaster and shared state-space rather than commander, motor tissue as cognitive substrate rather than peripheral effector. The question naturally arises whether adopting the SMN architecture requires re-interpreting what is already empirically established about the nervous system and the motor apparatus.

This paper does not undertake that comparative work. It presents the SMN as a coherent and possible alternative cognitive model — biologically inspired in its commitments and mathematically specified in its single-CAZ dynamics — without claiming that this is how cognition is in fact rooted in the living organism. We are, at this stage, neutral on that claim. The engagement with the established empirical literature — identifying where the alternate reading is supported, where it is contradicted, and where the empirical question is open — is a substantive undertaking of paper length in its own right, and will be carried out as a follow-up article.

Deferred questions

This paper establishes foundational architectural conditions — the dual-signal property, broadcast membership and closure, trajectory closure within the SMN graph, the haltability operator, and the externalizability of phase-reset traces — that subsequent transitions in the companion program build on. Several substantive questions sit outside the present scope and are deliberately deferred. We separate the deferrals that are internal to the formalism (open work on the specification itself) from those that are downstream of it (programs built on top of the specification).

Architectural deferrals (open within the formalism). The full multi-CAZ network analysis — stability, controllability, observability, convergence — is open. The neural implementation of the communication network is treated schematically. The precise relation to equilibrium-point control (Feldman, 1986) is left

for a focused comparison, as are discrete-event and compositional refinements: Petri-net (Peterson, 1977) reformulations, hybrid-automata treatments of the halt operator, and category-theoretic descriptions of the broadcast operator II. These are flagged in context throughout (see especially §1 and §8.2).

Downstream theoretical questions (companion program). The architectural specification opens onto a research program whose components are addressed in companion papers, each taking the present specification as its starting point. We list them together so that the reader can locate the deferred discussions without chasing scattered in-text caveats:

1. *The first epistemic transition* — the developmental story by which the agent comes to detect and use the self/world distinction made architecturally available here.
2. *The second epistemic transition* — the discovery of particulars and object-permanence: how individual world-objects come to be re-identifiable across time and contact-events.
3. *The third epistemic transition (snapshots and streams)* — the conventionalization processes by which NAP-level traces become TAP-level public marks, and through which generative grammar becomes architecturally tractable on an opponent substrate.
4. *The trust-conditions thesis* — how calibrated functional relations among objects ground a substantive notion of objectivity, given the architectural priority of self-modulation established in this paper.

Where the body of the paper refers to “companion work” or to “upcoming papers in this sequence,” it is one of these four strands that is intended; the in-text caveat is shorthand for an entry in this list rather than an additional commitment.

Cognitive science has long had the choice between treating the body as peripheral or invoking it as constitutive without a precise architecture. This paper offers a third option: a tractable specification of the embodied cognitive agent in which the body is neither peripheral nor merely invoked, but architecturally specified. Opponency, Sensation Modulators, Coordinated Action Zones, the broadcast network, the haltability operator, the dual-signal property, and the BAP-to-TAP cognitive trajectory are the architectural conditions on which the developmental, social, and conventionalization programs of the companion papers build. The paper’s modesty is deliberate. What is established here — the architectural conditions under which the agent can come to have external objects, the self/world distinction, and the inter-subjective configuration — is the ground from which the work of those programs proceeds.

Appendix 1 Tentative Formalism and Results of Simulations

This appendix is the formal counterpart to the main body’s descriptive treatment of the SMN architecture. It is internally complete: each subsection states the dynamics of the corresponding main-body section and cross-references it. The appendix is intended for readers who need the mathematical statement of the architecture — typically cognitive roboticists, biophysicists, computational neuroscientists, and anyone implementing the architecture — and is organized so that it can be read as a standalone formal specification.

1 What kind of formalism this is

The formal apparatus in this appendix has four levels.

Architectural definitions

What components the system has, what relations hold between them, what their input–output signatures are. Fully specified for: zones, Sensation Modulators, transducers, the Coordinated Action Zone with its haltability operator, the refference predictor, and the residual.

Single-CAZ dynamics

How the variables of a single CAZ evolve in time. Specified as a closed system of differential equations with named parameters and explicit dynamical laws. The single-CAZ formalism is rigorous as a toy model and serviceable as a reference implementation; it is not intended as a complete physiological model of any specific biological CAZ.

Multi-CAZ network specification

The architectural structure of the network of CAZs that constitutes an SMN. Specified as a hybrid graph-dynamical system with a stated tuple of components and their input–output signatures. The full analytical treatment of network dynamics — stability, controllability, observability, convergence properties — is *deferred* to future work. We do not claim a completed mathematical theory of multi-CAZ SMN networks; we claim a specification of the architectural object whose theory is to be developed.

Empirical registers

Operational targets that the architecture predicts. Specified in the main body (§8) as quantitative measurement protocols, demonstrated by reference simulations as existence proofs that the specified equations can generate the predicted contrasts. Biological validation is not claimed in this paper; the registers are falsifiers that any SMN-compatible biological or artificial embodiment should satisfy.

A reader who reads the formalism through this classification will not, we hope, mistake an architectural definition for a complete dynamical theory or a simulation existence proof for biological validation. The honest position is that the paper offers an architectural specification with reference simulations, and that the architectural specification’s mathematical analysis at the network level is open work.

2 A map of the formalism

Figure 10 is a map of where the equations go. The formalism in this appendix can be read as five interlocking sub-systems: a Sensation Modulator and joint (**A**), a communication board (**B**), a haltability operator (**C**), the reafference machinery (**D**), and the network operators that integrate across CAZs (**E**). The diagram shows which equations live in which sub-system, and which variables flow between them. Symbol definitions are in Table 2; the diagram is for navigation, the table for lookup.

3 The Sensation Modulator

The Sensation Modulator described in §4.2 of the main body is specified by two coupled relations:

$$F = \Phi(a, q, \dot{q}), \quad F \geq 0 \text{ (pull-only)} \quad (1)$$

$$s = \Psi(q, \dot{q}, F). \quad (2)$$

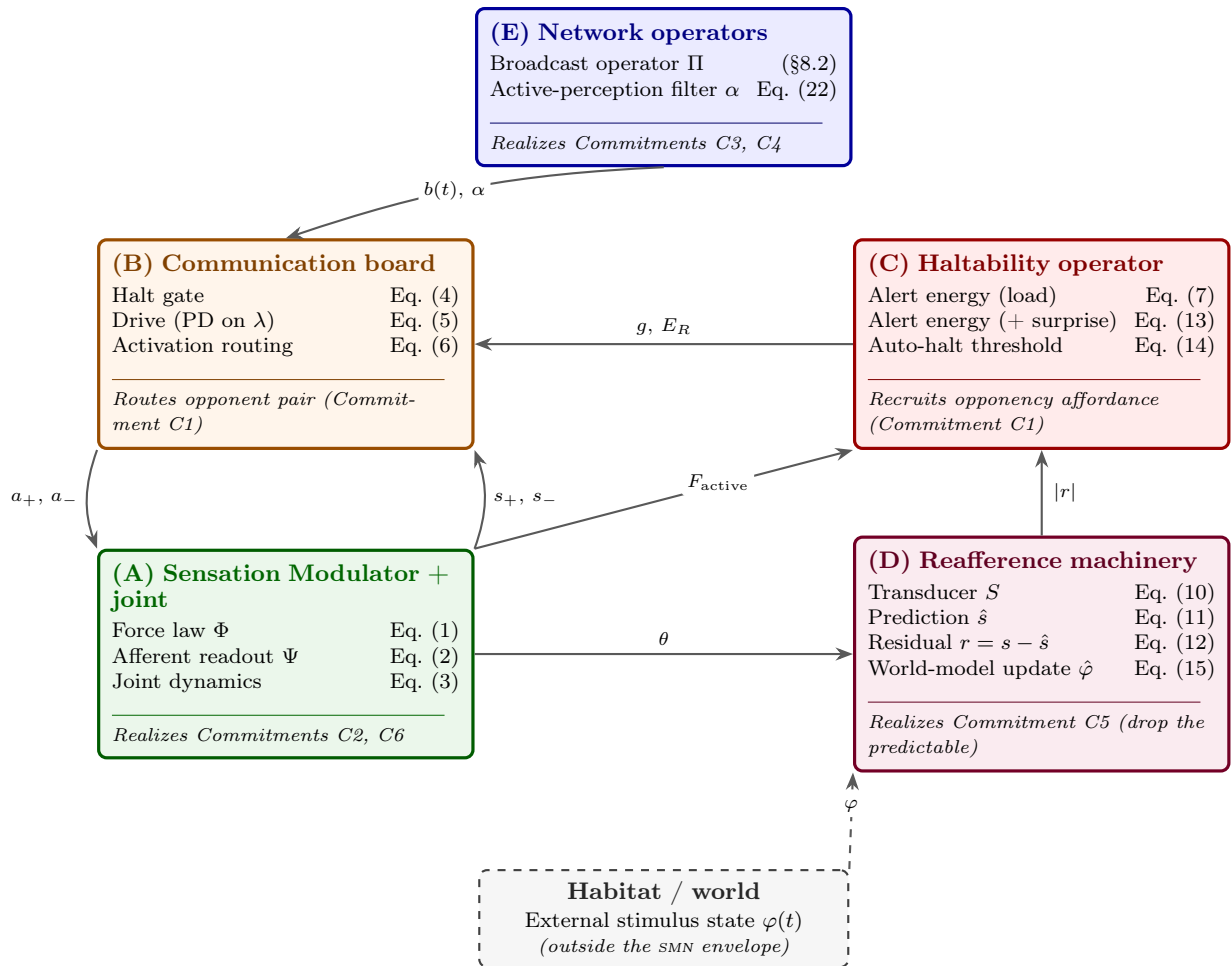
Equation (1) says that the force the zone produces is a function of the activation it receives and its current configuration and velocity, with the pull-only constraint reflecting the biological fact that muscle (and most analogous tissues) can pull but not push. Equation (2) says that the afferent signal the zone emits is a function of its configuration, velocity, and force — read out by receptors embedded in the same tissue whose deformation produces F .

The defining property is that the same q that determines F via Φ also determines s via Ψ . There is no internal boundary separating “the sensor” from “the actuator”; the tissue acts and senses through the same substrate. This is a substantive empirical claim about muscle–tendon biology, supported by the literature on muscle spindle, Golgi tendon organ, and joint receptor placement (Proske and Gandevia, 2012).

Structural commitments versus realization. The architectural commitments are about the structure of Φ and Ψ , not their parametric form:

- Φ must be pull-only ($F \geq 0$) and depend jointly on activation a and configuration (q, \dot{q}) . The architecture rests on this jointness, because it is what allows the same tissue to produce force-following-activation in some regimes and tone-following-load in others.
- Ψ must report a configuration variable that the next stage of the SMN can read. The specific variables (length, force, velocity, or some combination) and their scaling are realization-dependent.

In our reference implementation Φ is a Hill-type force–length–velocity relation and Ψ is essentially the identity on (q, \dot{q}, F) . This choice is biologically standard for vertebrate skeletal muscle and produces realistic force–length and force–velocity curves. Other realizations admit other functional forms: invertebrate muscle, cardiac muscle, smooth muscle, and various artificial actuators (pneumatic muscles, dielectric elastomers, McKibben actuators, shape-memory alloys) all have (Φ, Ψ) pairs that satisfy the structural commitments



Symbol definitions: Table 2

Figure 10. Functional dependency graph of the SMN formalism. Each box names a sub-system and lists the equations that live in it; arrows label the variables that flow between sub-systems. **(A)** The Sensation Modulator and the joint produce force from received activation and emit proprioceptive afferents. **(B)** The communication board takes afferents, the broadcast state, the halt gate and the alert-energy bias, and produces the two opposing activations. **(C)** The haltability operator integrates motor load and sensory surprise into alert energy and the halt gate. **(D)** The reafferece machinery pairs the agent’s proprioception with its world-state estimate to produce the residual that distinguishes self-generated from world-generated sensory change. **(E)** The network operators broadcast integrated body state and gate which sensors enter each board’s predictive computation. Symbols defined in Table 2.

while having different parametric form. Any (Φ, Ψ) satisfying the structural commitments is an admissible realization of the SM, and the architecture’s claims downstream of §4.2 survive substitution.

The descriptive treatment of the Sensation Modulator, including the realization-independence point and the controller–plant decomposition violation, is in §4.2 of the main body.

4 The Coordinated Action Zone

The CAZ described in §§5–5.3 of the main body is the tuple (Z_+, Z_-, B, H) with state variables (q, \dot{q}) for the shared configuration and an internal state E_R for the haltability operator. This subsection states the joint dynamics, the routing law of the board, and the dynamics of the haltability operator.

Table 2. Formal operators and symbols.

Symbol	Reads	Note	First use
Φ	Force law of an SM.	$F = \Phi(a, q, \dot{q})$, $F \geq 0$ (pull-only); Hill-type in the reference implementation design.	Eq. (1)
Ψ	Afferent readout of an SM.	$s = \Psi(q, \dot{q}, F)$; identity on (q, \dot{q}, F) in the reference implementation design.	Eq. (2)
g	Halt gate of a CAZ's board.	$g = 1$ permits drive; $g = 0$ engages halt. Set by H from alert-energy and surprise.	Eq. (4)
λ	Target equilibrium configuration.	Set by the agent's task; the joint configuration the board steers the CAZ toward (Feldman-style equilibrium-point control).	Eq. (5)
E_R	Alert energy.	Non-negative metabolic cost of maintaining co-activation; built by load and surprise, decays passively.	Eq. (7)
$\rho, \tau_E, \beta, \gamma$	Alert-energy parameters.	Build rate, decay time constant, partner-tonic coupling, post-halt gain. β controls Reg. 1; γ controls Reg. 2.	§5.3
ρ_r	Surprise coupling rate.	Rate at which $ r $ builds alert energy; couples reafference to attention.	Eq. (13)
τ_h	Surprise threshold for halt.	Auto-halt engages when $ r(t) > \tau_h$, with hysteresis on release.	Eq. (14)
$r(t)$	Reafference residual.	$r = s - \hat{s}$. Central scalar: nonzero r means the world has done something the agent's model did not anticipate.	Eq. (12)
$\hat{\varphi}$	Predictor's world-state estimate.	Updated from residual history; used to form \hat{s} .	§6
$\hat{\psi}$	Predictor's partner-modulation estimate.	Used in $\text{DSI}^{\text{cross}}$; recoverable because the partner shares the opponent architecture.	Eq. (19)
κ	World-model learning rate.	Adaptation rate of $\hat{\varphi}$ from residual; $\kappa = 0$ recovers the non-learning agent.	Eq. (15)
Π	Broadcast operator.	Maps network state to broadcast $b(t)$. Non-degenerate: every CAZ contributes to and reads from b .	§8.2
α	Active-perception filter.	$\alpha_i(t) \subseteq \mathcal{S}$: sensor streams admitted to CAZ i 's predictive computation. Others remain under peripheral monitoring.	§8.2
DSI^{int}	Internal Dual-Signal Index.	Reconstruction quality using only SMN-internal broadcast; high in self-contact.	Eq. (17)
DSI^{ext}	External Dual-Signal Index.	Reconstruction quality given inferred external state $\hat{\varphi}$; rises when world dynamics are learnable.	Eq. (18)
$\text{DSI}^{\text{cross}}$	Cross-SMN Dual-Signal Index.	Reconstruction quality given inferred partner state $\hat{\psi}$; high in inter-subjective contact.	Eq. (19)

Joint dynamics. For a one-degree-of-freedom joint with moment arm r and inertia I ,

$$I \ddot{q} = r (F_+ - F_-) - b \dot{q}, \quad (3)$$

where $F_{\pm} = \Phi(a_{\pm}, \ell_{\pm}, \dot{\ell}_{\pm})$ with $\ell_+ = \ell_0 - rq$ and $\ell_- = \ell_0 + rq$. Equation (3) is standard; what is non-standard is that a_+ and a_- are not independent commands from a controller but emerge from the board's routing specified below.

The communication board. The board implements three functions: it reads the proprioceptive signal each zone emits, it applies a halt gate $g \in \{0, 1\}$, and it emits the reciprocal activation each zone receives

subject to alert-energy modulation. Throughout this paper, $g = 1$ denotes “active drive permitted” and $g = 0$ denotes “halt engaged”:

$$\text{If } g = 0 \text{ (halt) : } \quad a_+ = a_- = a_0, \quad (4)$$

$$\text{If } g = 1 \text{ (active) : } \quad \text{drive} = K_p(\lambda - q) - K_d \dot{q}, \quad (5)$$

$$\text{drive} \geq 0 : \quad a_+ = \text{clip}(\text{drive}, 0, 1), \quad a_- = \text{clip}(a_0 + \beta E_R, 0, 1), \quad (6)$$

$$\text{drive} < 0 : \quad a_- = \text{clip}(-\text{drive} \cdot (1 + \gamma E_R), 0, 1), \quad a_+ = \text{clip}(a_0 + \beta E_R, 0, 1).$$

Here $a_0 > 0$ is the baseline co-contraction (the alert tonic activity of the inactive zone), λ is the equilibrium configuration set by the agent’s task, and (β, γ) are the coupling coefficients of the haltability operator.

The second branch of (6) formalizes an asymmetry essential to the architecture: when one zone is active, the other contributes baseline a_0 plus an alert-energy bias βE_R ; when the active zone changes (the drive flips sign), the previously alert zone’s drive is amplified by $(1 + \gamma E_R)$, giving it a head start in taking over.

The haltability operator. The state variable of H is the *alert energy* $E_R \geq 0$:

$$\boxed{\frac{dE_R}{dt} = \rho F_{\text{active}} \mathbf{1}[g = 1] - \frac{E_R}{\tau_E}.} \quad (7)$$

$F_{\text{active}} = \max(F_+, F_-)$ is the force generated by whichever zone is currently active, ρ is the build rate, τ_E is the decay time constant, and $\mathbf{1}[g = 1]$ is the indicator function for “not halted.” Alert energy accumulates while the system is actively driving a zone, in proportion to the load that zone carries; it decays passively when not being driven.

The steady state when the active zone is loaded with average force $\langle F_{\text{active}} \rangle$ is

$$E_R^* = \rho \tau_E \langle F_{\text{active}} \rangle. \quad (8)$$

This is the load-scaled active equilibrium described in §5.3 of the main body.

The descriptive treatment of the CAZ — its three structural properties, the architectural role of antagonism, the affordance analysis of haltability, and the three architectural consequences of alert energy — is in §§5–5.3 of the main body.

5 Transducers and the reafference principle

The transducer described in §6.1 of the main body converts a physical perturbation in the agent’s environment into a neural signal:

$$S : \Phi(t, x) \mapsto s(t), \quad (9)$$

where $\Phi(t, x)$ is the relevant physical field (light intensity, sound pressure, chemical concentration, mechanical contact) and $s(t)$ is a train of action potentials or its rate equivalent. The transducer is read-only: unlike the Sensation Modulator (§3), it does not write back into the mechanical state of the body.

For a one-degree-of-freedom agent with joint angle θ and a stimulus at angular position φ , the simplest non-trivial form is a Gaussian receptive field:

$$s(t) = I \exp\left(-\frac{(\theta(t) - \varphi(t))^2}{\sigma^2}\right) + \eta(t), \quad (10)$$

with I the stimulus intensity, σ the receptive-field width, and η small additive sensory noise. Other tuning forms (orientation columns, place fields, chemoreceptor concentration curves) are admissible substitutes; the structural commitment is that s depends jointly on θ (the agent’s configuration, modulable by action) and φ (the world, only conditionally observable).

The reafference predictor. A *reafference predictor* is added as a sub-component of the communication board. It receives the proprioceptive estimate of θ delivered veridically by the CAZ’s modulators, and the agent’s internal estimate $\hat{\varphi}$ of the world state. It produces a predicted sensor reading

$$\hat{s}(t) = I \exp\left(-\frac{(\theta(t) - \hat{\varphi}(t))^2}{\sigma^2}\right), \quad (11)$$

and the architecture’s central scalar quantity, the *reafference residual*:

$$r(t) = s(t) - \hat{s}(t). \quad (12)$$

The predictor uses the actual θ , not a prediction of it, because the agent’s own configuration is directly observable through the Sensation Modulators of its CAZs. What the agent cannot directly observe is the world: it has only an estimate, updated from history.

Coupling residual to alert energy. The alert-energy dynamics of §4 are extended so that the surprise signal $|r|$ also builds E_R :

$$\boxed{\frac{dE_R}{dt} = \rho F_{\text{active}} \mathbf{1}[g = 1] + \rho_r |r(t)| - \frac{E_R}{\tau_E}.} \quad (13)$$

Two sources now build alert energy: the load on the active zone (as before), and the magnitude of the reafference residual.

The auto-halt condition is

$$g(t+) = 0 \iff |r(t)| > \tau_h \quad (\text{with hysteresis on release}), \quad (14)$$

where τ_h is the surprise threshold for halt initiation. In the implementation design, halt persists until $|r| < \tau_h/2$, which prevents chattering at threshold.

World-model adaptation. Sensorimotor contingency mastery requires the world model to adapt. We use a gradient-style update of $\hat{\varphi}$ from the residual:

$$\frac{d\hat{\varphi}}{dt} = \kappa \frac{r(t)}{\partial \hat{s} / \partial \varphi}, \quad (15)$$

clipped to bound the step size, with κ a learning rate. Equation (15) is a Newton-like step on the world state given the receptive-field structure: where the receptive field is informative about φ (gradient $\partial \hat{s} / \partial \varphi \neq 0$), the residual carries usable information; where the receptive field is flat, the residual is uninformative and no update occurs. Mastery of a sensorimotor contingency is quantified as the rate of decay of $|r(t)|$ following a world change.

The dual-signal structure. The multi-CAZ body’s default mode is a SMAP-running body (§6.7 of the main body). Let $y_t \in \mathbb{R}^m$ be the concatenated afferent vector across all the body’s transducers and proprioceptors, and let $\theta_t = (\theta_1, \theta_2, \dots)$ be the joint configuration vector of all CAZs. Define the modulation map

$$F(\theta_t; z_t) : \Theta \rightarrow \mathbb{R}^m, \quad y_t = F(\theta_t; z_t), \quad (16)$$

where z_t is the background state held fixed (BAPs running, gravitational context, etc.). Equation (16) is the body’s own forward-kinematics-and-mechanics relation: it tells how modulation of any θ_i changes the sensed feedback of every transducer that depends on the body’s configuration.

A SMAP is a coordinated trajectory of activations $\pi = \langle a_t \rangle_{t=1}^T$ for which:

(SMAP-1)

There exists at least one endogenous sensor s with nonzero agent-controlled sensitivity to the modulation parameter: $\partial F_s / \partial \theta_t > 0$.

(SMAP-2)

The pattern is agent-halttable: the haltability operator (§4) can gate the modulation.

A SMAP is *dual-signal* if there exist two CAZs Z_x, Z_y in the SMN graph, with respective efferent activations a_x, a_y and afferent streams s_x, s_y , such that:

(DS-1) Shared sensitivity

s_x and s_y are both sensitive to a common modulation parameter θ : $\partial F_{s_x}/\partial\theta > 0$ and $\partial F_{s_y}/\partial\theta > 0$.

(DS-2) Both efference copies in broadcast

Both efferent activations a_x and a_y are available to the predictor through the SMN’s broadcast operator Π : $a_x, a_y \subseteq b(t)$ at every t during the trajectory.

(DS-3) Haltability

The pattern is agent-halttable through the haltability operator H .

(DS-4) Trajectory closure within the SMN graph

The coupled trajectory $(s_x(t), s_y(t), a_x(t), a_y(t))$ remains within the SMN-internal portion of the message graph for the duration of π . No part of the modulation passes through a transducer reading an external state, and no component of a_x or a_y is computed from external state estimation.

The strengthening matters. Shared sensitivity (DS-1) alone is too weak: two externally coupled sensors could also be sensitive to the same environmental parameter, satisfying (DS-1) without being SMAP-coupled. (DS-2) and (DS-4) supply the architectural content that the weaker condition does not. With all four conditions, dual-signal-positive trajectories are architecturally identifiable, not merely correlationally similar to within-body coupling.

The Dual-Signal Index (three forms). The architectural distinction between SMAP-coupled, externally coupled, and inter-subjectively coupled streams admits a quantitative metric in three contrasting forms.

The *internal* index measures how well the predictor’s reconstruction of s_y tracks the actual sensor when the predictor is constrained to use only SMN-internal broadcast variables:

$$\text{DSI}_{xy}^{\text{int}}(t) = \text{corr}(s_y(t), \hat{s}_y(t \mid \theta_x(t), \theta_y(t), a_x(t), a_y(t))), \quad (17)$$

where the conditioning variables in the predictor’s input are all elements of $b(t) = \Pi(\mathbf{X}(t))$ — they live inside the SMN’s broadcast and are therefore architecturally available without requiring estimation of any external state.

The *external* index measures the same reconstruction when the predictor uses an inferred external-state variable $\hat{\phi}(t)$:

$$\text{DSI}_{xy}^{\text{ext}}(t) = \text{corr}(s_y(t), \hat{s}_y(t \mid \theta_x(t), \hat{\phi}(t))), \quad (18)$$

where $\hat{\phi}(t)$ is the predictor’s running estimate of an external object’s state, computed from the afferent history.

The *cross-SMN* index measures partner-specific structured coupling recoverable when the predictor uses an inferred partner-state estimate $\hat{\psi}(t)$, constrained to track intentional structure in the afferent stream rather than the unstructured dynamics that $\hat{\phi}$ accommodates:

$$\text{DSI}_{xy}^{\text{cross}}(t) = \text{corr}(s_y(t), \hat{s}_y(t \mid \theta_x(t), \hat{\psi}(t))). \quad (19)$$

Together the three indices give the architectural geometry of contact: high DSI^{int} marks self-contact (the second efferent partner is in the agent’s own broadcast); rising DSI^{ext} marks learnable world-contact (a non-SMN object whose dynamics can be learned through external-state estimation); high $\text{DSI}^{\text{cross}}$ marks inter-subjective contact (another SMN whose structured modulation can be partially recovered from the contact’s structure but not from the agent’s own internal broadcast).

The descriptive treatment of transducers, the refference principle, the predictor, sensorimotor contingencies, SMAPs, the dual-signal property, the three configurations of contact, and the shared-intentionality hypothesis is in §§6–6.8 of the main body.

6 The phase-oscillator description (multi-CAZ chains)

The continuous dynamical-systems picture of a multi-CAZ system described in §7 of the main body uses Kuramoto-style coupled oscillators with interrupts.

For a chain of N segmental CAZs each driven by a central pattern generator with intrinsic frequency ω_i and phase θ_i , with nearest-neighbour coupling K_{ij} and target phase lag φ_{ij} , the framework adopts the standard form

$$\dot{\theta}_i = \omega_i + \sum_{j \in \mathcal{N}(i)} K_{ij} \sin(\theta_j - \theta_i - \varphi_{ij}) + u_i(t), \quad (20)$$

where $u_i(t)$ is the modulatory input from the SMN.

The modulatory input is the haltability-gated drive emitted by the i th CAZ's communication board (§4), reflecting both the local affordance signal and the broadcast state of the network. This identification is what converts (20) from an illustrative gesture into a specification: u_i is computed by the architecture (specifically, by the haltability operator of §4 applied to the local CAZ), not stipulated.

The four regimes formally. BAP (Basal Action Pattern). $u_i \equiv 0$; the chain runs purely on $(\omega_i, K_{ij}, \varphi_{ij})$. Stable limit-cycle oscillation.

HAP (Halttable Action Pattern). u_i is a phase-reset pulse that gates θ_i to a halt value with the halt operator of §4 active. Equation (7) governs E_R during the halt.

NAP (Negotiable Action Pattern). u_i continuously rephases or reweights K_{ij} in response to perceptual predicates (§7).

TAP (Transactional Action Pattern). NAPs whose phase-reset events are externalized — the halt pulse leaves a public trace recoverable by other agents. This is a property of the agent–environment–other coupling, not of (20) alone.

The descriptive treatment of the four regimes, their architectural significance, and what the phase-oscillator description adds beyond single-CAZ dynamics is in §7 of the main body.

7 Multi-CAZ networks: the SMN as a hybrid graph-dynamical system

The SMN of §8 of the main body is specified as a tuple

$$\text{SMN} = (G, \mathcal{Z}, \mathcal{B}, \mathcal{H}, \mathcal{S}, \Pi, \alpha) \quad (21)$$

whose components fall into three groups: a routing graph G over CAZ nodes \mathcal{Z} , the local-dynamical operators \mathcal{B} (boards) and \mathcal{H} (haltability) attached to each node, and the network-level operators Π (broadcast) and α (active-perception filter) acting over the sensor space \mathcal{S} . Table 3 gives each component's type and architectural role.

Table 3. Components of the SMN tuple of equation (21).

Component	Reads	Note
$G = (V, E)$	Routing graph.	V finite set of CAZ nodes; $E \subseteq V \times V$ directed routing edges. Edges encode the architectural possibility of message flow; actual flow depends on Π and α .
$\mathcal{Z} = \{C_i\}_{i \in V}$	CAZ nodes.	Each $C_i = (Z_i^+, Z_i^-, B_i, H_i)$ as in §4.
$\mathcal{B} = \{B_i\}_{i \in V}$	Local boards.	$B_i : (s_i^+, s_i^-, b(t), \lambda_i, g_i, E_R^i, \alpha_i(t)) \mapsto (a_i^+, a_i^-)$.
$\mathcal{H} = \{H_i\}_{i \in V}$	Haltability operators.	Each H_i acts on C_i as in §4, with state E_R^i evolving by equation (7).
\mathcal{S}	Sensor space.	All transducers in the SMN, distributed across CAZs and at the body–habitat boundary.
$\Pi : \mathbf{X}(t) \mapsto b(t)$	Broadcast operator.	Maps the full network state $\mathbf{X}(t) = (x_1, \dots, x_N)$ with $x_i = (q_i, \dot{q}_i, a_i^+, a_i^-, s_i^+, s_i^-, E_R^i, g_i)$ to $b(t) \in \mathbb{R}^d$ available to every board. Architectural commitment: <i>non-degeneracy</i> (every CAZ contributes to and reads from b).
$\alpha = \{\alpha_i(t)\}_{i \in V}$	Active-perception filter.	$\alpha_i(t) \subseteq \mathcal{S}$: sensor streams admitted to B_i 's predictive computation at time t . Realizes Commitment C4.

Network closure. The architectural commitment on Π is non-degeneracy: every CAZ contributes to and reads from $b(t)$. The condition is graph- and operator-theoretic and can be checked on a candidate implementation.

Two-stage gating: the active-perception filter promotion rule. A stream S_j is promoted into $\alpha_i(t + \Delta t)$ when

$$\text{corr}(\Delta s_j, a_i) > \epsilon \quad \text{or} \quad |\Delta s_j| > \tau_s, \quad (22)$$

i.e. when the stream has begun coupling to action (ϵ) or has changed enough to be unsafe to ignore regardless of coupling (τ_s). Equation (22) is the working specification of Commitment C4; the exact functional form, the timescale Δt , the rule for demotion, and the cost structure of peripheral monitoring are open for refinement.

Network dynamics. Each CAZ i evolves as

$$\dot{x}_i = f_i(x_i, b(t), \{s_j\}_{j \in \alpha_i(t)}, \lambda_i), \quad b(t) = \Pi(\mathbf{X}(t)), \quad (23)$$

where f_i is the single-CAZ dynamics of §4 (joint dynamics, board, haltability), parameterized by the broadcast state and the attended sensor streams. Equation (23) is a coupled differential-equation system on a graph; its analytical treatment for arbitrary network topologies is deferred (§1).

Anatomical regimes as parameter patterns. The local board B_i at the i th CAZ receives, in addition to its own (s_+^i, s_-^i), two further inputs: the BAP backdrop $\mathbf{f}(t)$ (a low-dimensional projection of the phases of the continuously running CAZs) and the broadcast state $b(t)$. The drive equation (5) generalizes to

$$\text{drive}_i = K_p^i(\lambda_i - q_i) - K_d^i \dot{q}_i + W_f^i \mathbf{f}(t) + W_x^i b(t), \quad (24)$$

where W_f^i and W_x^i are routing weights that determine how the i th CAZ is influenced by the BAP backdrop and the broadcast state. Different anatomical regimes correspond to different patterns of (W_f^i, W_x^i):

Synchronous-bilateral coupling (axial locomotion)

left and right axial CAZs share strong W_f^i from a common gait BAP; the broadcast contribution W_x^i is small.

Decoupled-appendicular operation (manipulation)

limb CAZs have $W_f^i \approx 0$ (transiently uncoupled from the gait backdrop) and large W_x^i (driven by current task state).

Postural-manipulatory integration

both W_f^i and W_x^i are non-trivial: the trunk maintains gait-like stability while the hand performs a halted, negotiated action.

The descriptive treatment of the SMN as a hybrid graph-dynamical system, network closure, two-stage gating, what kind of network the SMN is (and is not), and why the layered network is required are in §8 of the main body.

8 Predicted registers

The formalism produces eight predicted registers, of which seven are empirically testable and one is explicitly hypothetical: two from the bare CAZ (§5); three from the addition of transducers and refference (§6); one from the integration of haltability and refference through alert energy; one structural register of intra-body SMAPs (§6.7); a hypothesis about shared intentionality as inter-body extension (§6.8); and one summary register of the dual-signal contrast across the three structural configurations of §6.7. Numerical results in the accompanying simulation figures (§9).

Register 1 (tonic load coupling):

During steady-state engagement of one zone, the partner zone's tonic activation a_{partner} is monotonically increasing in the active zone's force F_{active} . From (8) and the steady-state version of (6),

$$a_{\text{partner}} \approx a_0 + \beta \rho \tau_E F_{\text{active}}, \quad (25)$$

linear in load with slope $\beta \rho \tau_E$. Classical inhibition predicts $a_{\text{partner}} = a_0$ independently of load.

Register 2 (resumption latency):

After a short halt during active engagement, the latency to reach a small reversed target is shorter under SMN than under classical inhibition, with the magnitude of the advantage

$$\Delta t \approx \frac{\gamma E_R(t_{\text{release}})}{K_p}, \quad (26)$$

controlled by the gain γ and the alert energy at the moment of halt release.

Register 3 (reafference — self versus world):

For a fixed change in the sensor reading, the residual $|r(t)|$ is small when the change is self-generated (agent moves through a static world, predictor tracks) and large when the change is world-generated (agent still while world moves, $\hat{\varphi}$ outdated). The ratio is bounded only by sensor noise: in the limit of perfect proprioception and zero noise, the self-residual is identically zero. This realizes the *Reafferenzprinzip* (von Holst and Mittelstaedt, 1950; Crapse and Sommer, 2008) as a quantitative signature.

Register 4 (sensorimotor contingency mastery):

With $\kappa > 0$ in equation (15), the residual following a world change decays at a rate determined by the learning rate and the receptive-field gradient. Mastery is measurable as the rolling-RMS residual approaching the noise floor following each world-state change. This realizes the O'Regan–Noë theory of perception as mastery of sensorimotor contingencies (O'Regan and Noë, 2001) as a measurable adaptation process.

Register 5 (intra-body SMAP / dual-signal residual):

For any two CAZs of the same SMN whose mechanical states co-determine a shared sensory substrate, the partner CAZ's θ is available to the predictor through cross-zone broadcast, and the residual stays at the sensor noise floor without any world-model adaptation. Equivalently, when the residual is regressed against the partner-as-stimulus form

$$\Delta \hat{s}(\theta_1, \theta_2, \hat{\varphi}_2) = I \left[\exp\left(-\frac{(\theta_2 - \theta_1)^2}{\sigma^2}\right) - \exp\left(-\frac{(\theta_2 - \hat{\varphi}_2)^2}{\sigma^2}\right) \right], \quad (27)$$

where I is the receptive-field intensity from equation (10) and the second term is the prediction the predictor would make under the cold-start estimate $\hat{\varphi}_2$, $R^2 \rightarrow 1$. For a decoupled control in which the same agent's transducer reads an exogenous stimulus unrelated to the partner CAZ, the same regression yields $R^2 \rightarrow 0$. The signature is therefore a *structural* feature of the residual, not a magnitude difference, which makes it diagnostic and not confounded by overall noise level. This is the empirical realization of the dual-signal property (DS-1)–(DS-4).

Register 6 (surprise-driven attention and auto-halt):

With the surprise term in equation (13) active, an unpredicted sensory event during ongoing action drives $|r|$ above the threshold τ_h of equation (14), which gates the active drive within one integration step. The same alert-energy substrate that distinguishes haltability from inhibition is therefore also the substrate of attention: the architecture unifies the two phenomena under a single dynamics. This is the empirical signature of cognitive inertia being disrupted by an affordance change in the sense made precise in §6.

Register 7 (shared intentionality, hypothesis):

Two SMN agents engaged in mutual reafference (case (c) of §6.7, with both predictors adapting via equation (15)) show a joint mutual residual $\sqrt{r_1^2 + r_2^2}$ that decays toward the sensor noise floor. With both agents adapting at non-zero κ , the late-phase mutual residual is dramatically reduced relative to (i) asymmetric adaptation (only one participant adapting) and (ii) no adaptation (reduction $\sim 92\%$ vs. neither-adapts in the reference simulation). We hypothesize that the decay rate of the joint mutual residual is the empirical signature of shared intentionality in the sense of Tomasello et al. (2005): two predicting agents converging on a coordinated representation of each other's actions, mediated by the same reafference machinery that underwrites intra-body SMAPs (§6.7).

Register 8 (the dual-signal contrast: self / world / other):

Register 8 is a *unifying re-representation* of the contrast already exhibited piecewise by Register 5 (the self-contact / intra-body case), Register 7 (the inter-subjective case under mutual adaptation), and the world-contact configuration. We list it separately because the three configurations together expose a three-dimensional architectural contrast that none of the component registers exhibits alone, not because it is an independent empirical prediction. The three Dual-Signal Indices defined in §5 — DSI^{int} , DSI^{ext} , DSI^{cross} — give the architectural geometry of contact: self-contact (case (a), partner CAZ in the same SMN with broadcast access) drives $DSI^{\text{int}} \rightarrow 1$ once the broadcast operator Π has settled, without residual-driven adaptation; world-contact (case (b), no SMN-internal partner of any kind) gives $DSI^{\text{int}} \rightarrow 0$ and $DSI^{\text{cross}} \rightarrow 0$, with DSI^{ext} rising if and only if the external dynamics are learnable; inter-subjective contact (case (c), partner CAZ in another SMN) gives low DSI^{int} but DSI^{cross} rising with adaptation toward intermediate-to-high values. This is the architectural fact that the SMN admits a three-way structural distinction between contact that is broadcast-internal, contact with a non-intentional exterior, and contact with another agent’s structured modulation. We claim that the distinction is *architecturally available* on this account, not that the agent thereby *has* self, world, and other in any developmentally rich sense; how the agent comes to detect and use this distinction is the work of the companion program (§10, items 1–2).

Consequences awaiting implementation. The network-level formalism of §8 entails three further predictions that the present reference simulation does not exercise — they are consequences of the architecture rather than additional registers, and their precise quantification requires a multi-CAZ implementation:

1. **BAP-backdrop entrainment.** HAP-level CAZs should exhibit phase-locked modulation by ongoing BAPs with a strength predicted by the routing weight W_f^i .
2. **Mode-switching latency between axial and appendicular regimes.** The transition between bilateral coupling and decoupled appendicular operation should exhibit a characteristic switching signature at the network level (analogous to phase transitions in the Haken–Kelso–Bunz (HKB) bimanual coordination model (Haken et al., 1985)).
3. **Hebbian recruitment of NAPs.** Recurrently co-active CAZs should develop strengthened cross-routing weights at the broadcast level.

We do not number these as Registers 9–11 because they presuppose an implementation the present preprint does not provide; they are flagged here so that downstream multi-CAZ implementations can recognize them as targets.

9 Results of simulations

The reference simulations realize the architectural specification in code and demonstrate that the equations generate the predicted contrasts. This subsection reports the simulation outputs that correspond to the CAZ architecture (§§5–5.3 in the main body); simulations relating to reafference, sensorimotor contingencies, intra-body coordination, attention, and shared intentionality will be added as the corresponding main-body sections are populated.

Reach-halt-reverse, CAZ versus classical inhibition. Figure 11 compares an SMN CAZ against a classical-inhibition control through a reach-halt-reverse protocol. Alert energy $E_R(t)$ builds during reach, decays during halt, and rebuilds during reverse reach in the SMN; under classical inhibition $E_R \equiv 0$ throughout. The two architectures produce nearly identical trajectories on this intermediate-amplitude protocol; the architectural difference shows in the activation/force traces and in the alert-energy panel.

Register 1 — tonic load coupling. The partner zone’s steady-state tonic activation scales linearly with the active zone’s force under SMN haltability and is flat under classical inhibition (Figure 12). The slope is identifiable from this signature alone and is governed by $\beta\rho\tau_E$.

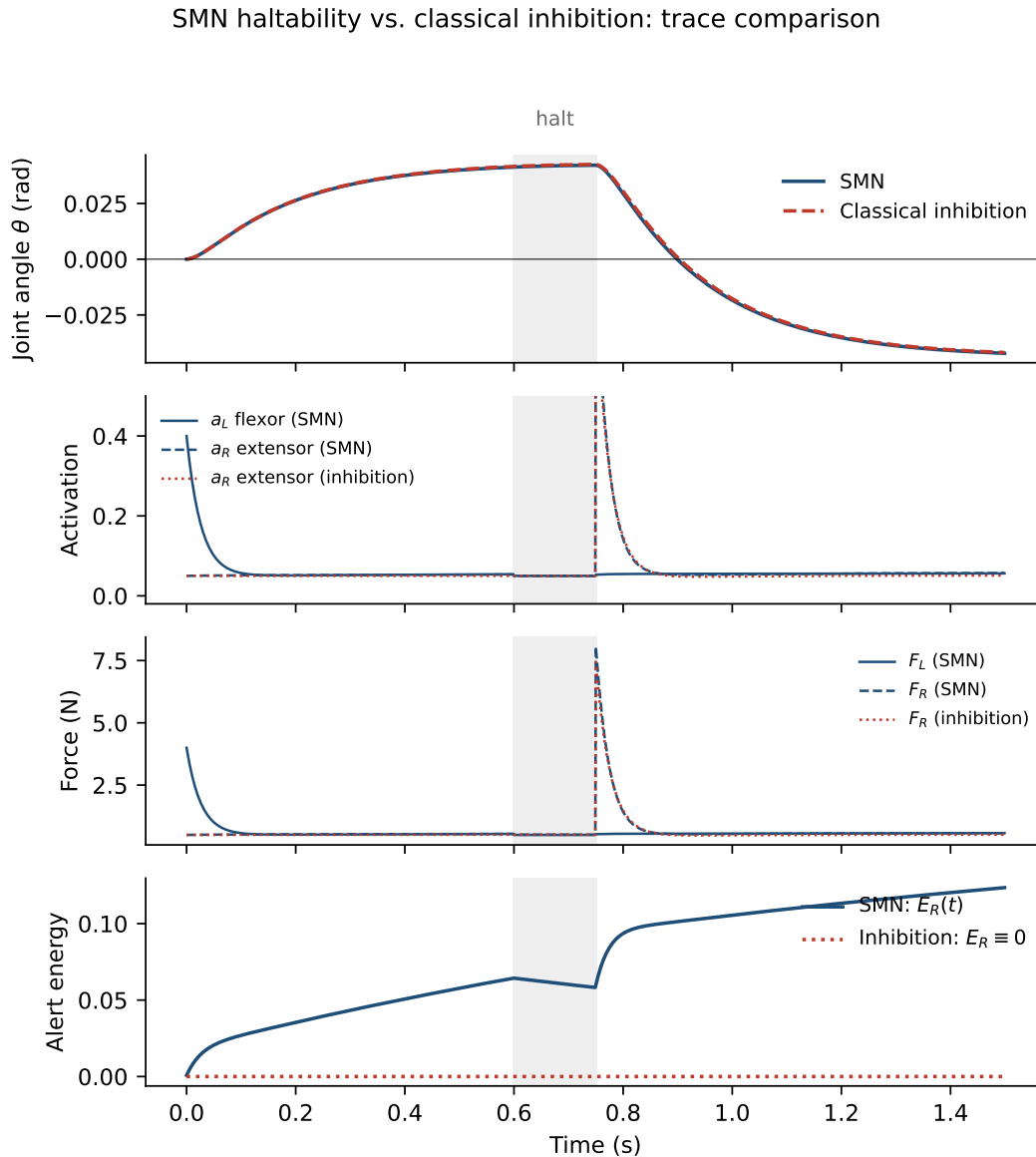


Figure 11. Trace comparison of an SMN CAZ (solid blue) against a classical-inhibition CAZ (dashed red) in a reach-halt-reverse protocol. From top to bottom: joint angle $\theta(t)$; activations of flexor and extensor zones; forces; alert energy $E_R(t)$. The shaded band marks the halt interval.

Register 2 — post-halt resumption latency. Latency to threshold-crossing after halt release, as a function of halt duration, shows a constant offset between SMN and classical inhibition rather than a duration-dependent gap (Figure 13). The offset is controlled by the gain coefficient γ .

Antagonistic tension and posture stability (supplementary to Registers 1–2). Posture deviation under random torque perturbations grows steeply as the antagonist’s maximum force is reduced (Figure 14). Maintaining antagonistic tension is a prerequisite for noise robustness — a qualitative prediction the framework shares with equilibrium-point control and impedance-control accounts.

Registers 1 and 2 are robust to $\pm 50\%$ perturbation of the alert-energy parameters $(\rho, \tau_E, \beta, \gamma)$, with β controlling Register 1 and γ controlling Register 2 along separately identifiable axes.

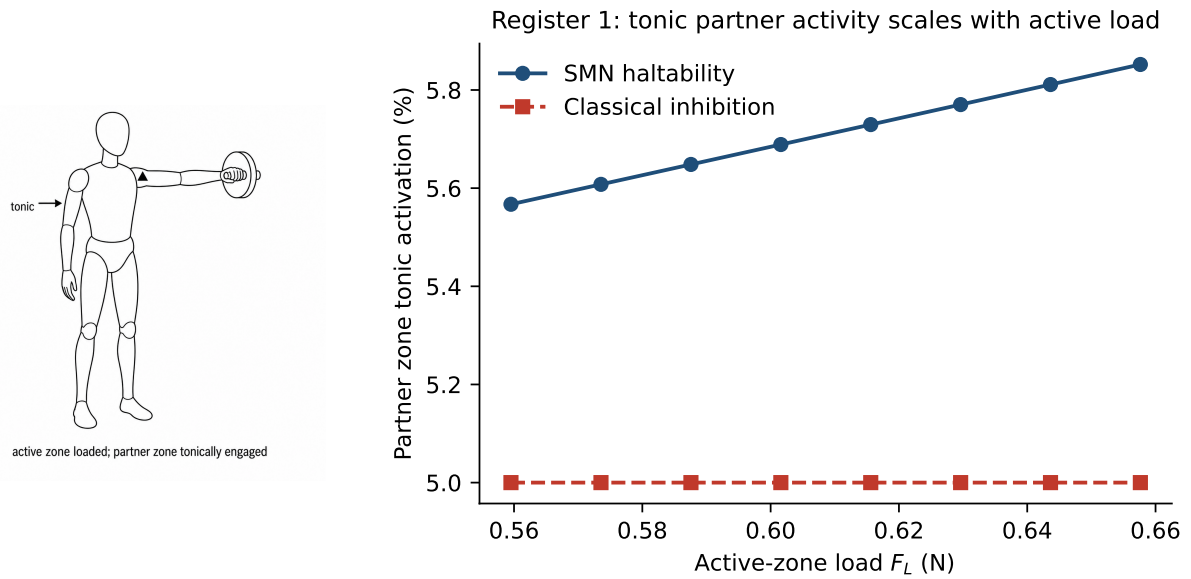


Figure 12. Register 1: tonic load coupling. *Left:* an agent holds a load with one outstretched arm; the active zone (deltoid, filled triangle) drives the load while the unloaded arm’s deltoid sits at a tonic engagement that scales with the load. *Right:* the partner zone’s steady-state tonic activation scales linearly with the active zone’s force under SMN haltability (slope $\approx \beta\rho\tau_E$), and is flat under classical inhibition. The slope is independent of the gain coefficient γ , so $\beta\rho\tau_E$ is identifiable from this signature alone.

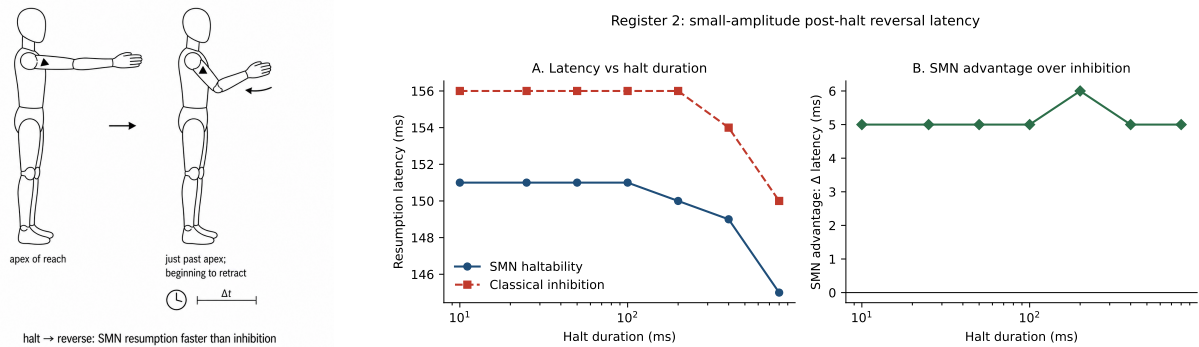


Figure 13. Register 2: small-amplitude post-halt resumption latency. *Left:* an agent in mid-reach is interrupted by a halt; after release, the figure must reverse course toward a small target. *Right:* latency to threshold-crossing after halt release, as a function of halt duration. The SMN advantage $\Delta t = \text{inhibition latency} - \text{SMN latency}$ is approximately constant across halt durations and controlled by the gain coefficient γ via $\Delta t \approx \gamma E_R / K_p$.

Register 3 — self-generated versus world-generated sensory change. In two epochs of the same magnitude of sensor change, the residual stays at the noise floor when the change is generated by the agent moving through a static world and rises to a large value when the change is generated by the world’s stimulus moving through the receptive field of a still agent. The contrast is approximately 55:1 in our reference parameters, with no adaptation in either epoch. This realizes the von Holst principle as a quantitative architectural signature (Figure 15).

Register 4 — sensorimotor contingency mastery. Two agents probe the same world, one with the learning rate $\kappa = 0$ (no learning), one with $\kappa > 0$ (equation (15)). The world periodically jumps the stimulus

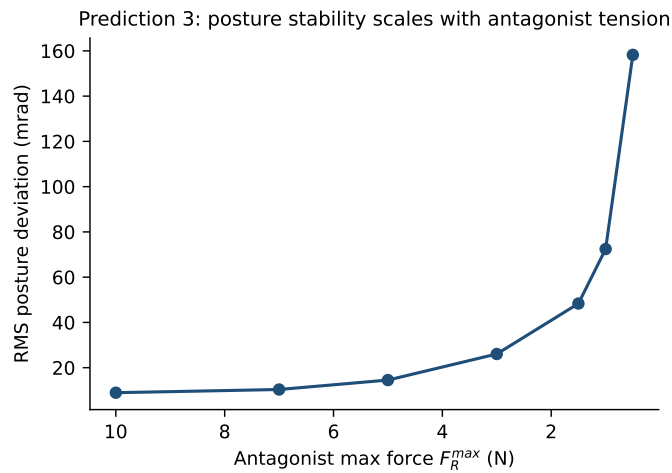


Figure 14. Antagonistic tension and posture stability. Root-mean-square (RMS) posture deviation under random torque perturbations grows sharply as the antagonist’s maximum force F_R^{max} is reduced (axis inverted to read left-to-right as “decreasing antagonism”). The signature predicts measurable destabilization under pharmacological manipulations that selectively reduce antagonist gain.

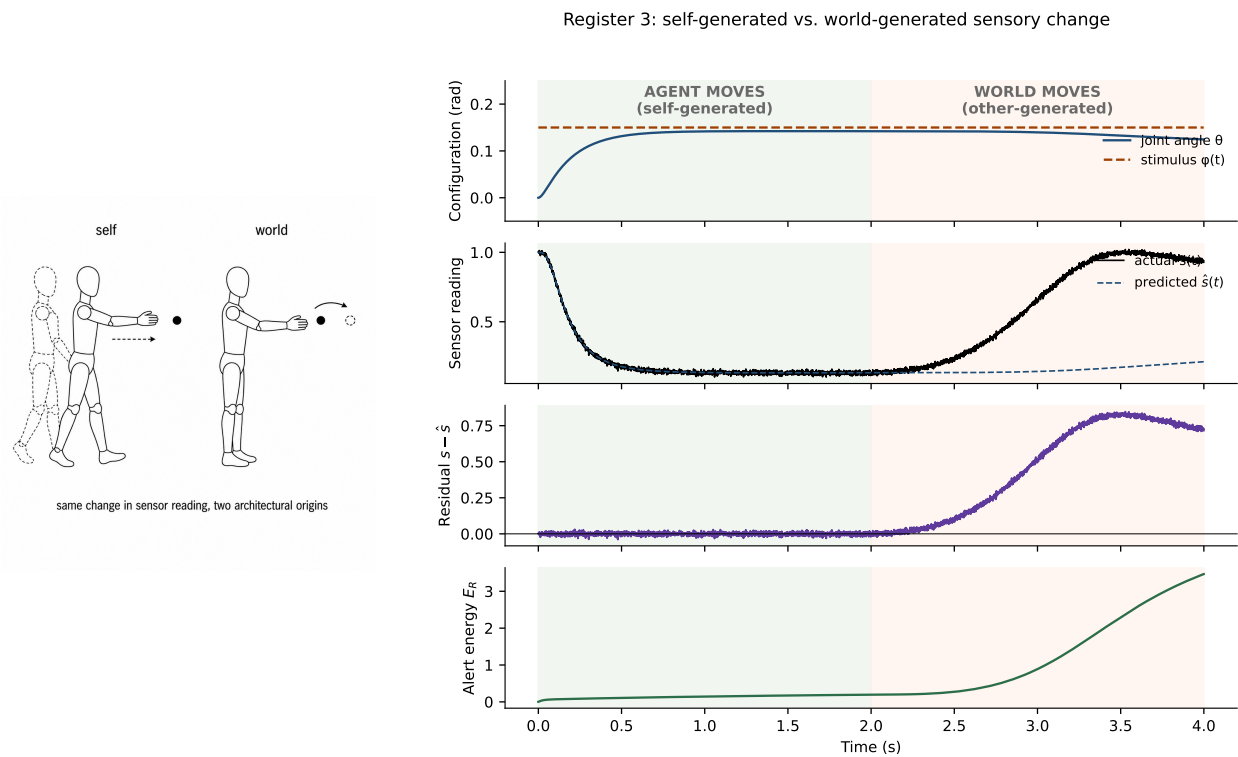


Figure 15. Register 3: self-generated versus world-generated sensory change. *Left:* same change in sensor reading produced two ways: the agent moves through a static world (*self*) or holds still while the world’s stimulus moves through the receptive field (*world*). *Right:* from top, joint angle and stimulus position; actual sensor reading and prediction; residual $r = s - \hat{s}$; alert energy E_R (here driven by surprise rather than by motor load). The residual stays near zero during self-generated change and rises sharply during world-generated change, with no adaptation in either phase.

to a new position. The non-learning agent stays surprised indefinitely after each jump; the learning agent’s residual decays within seconds (Figure 16).

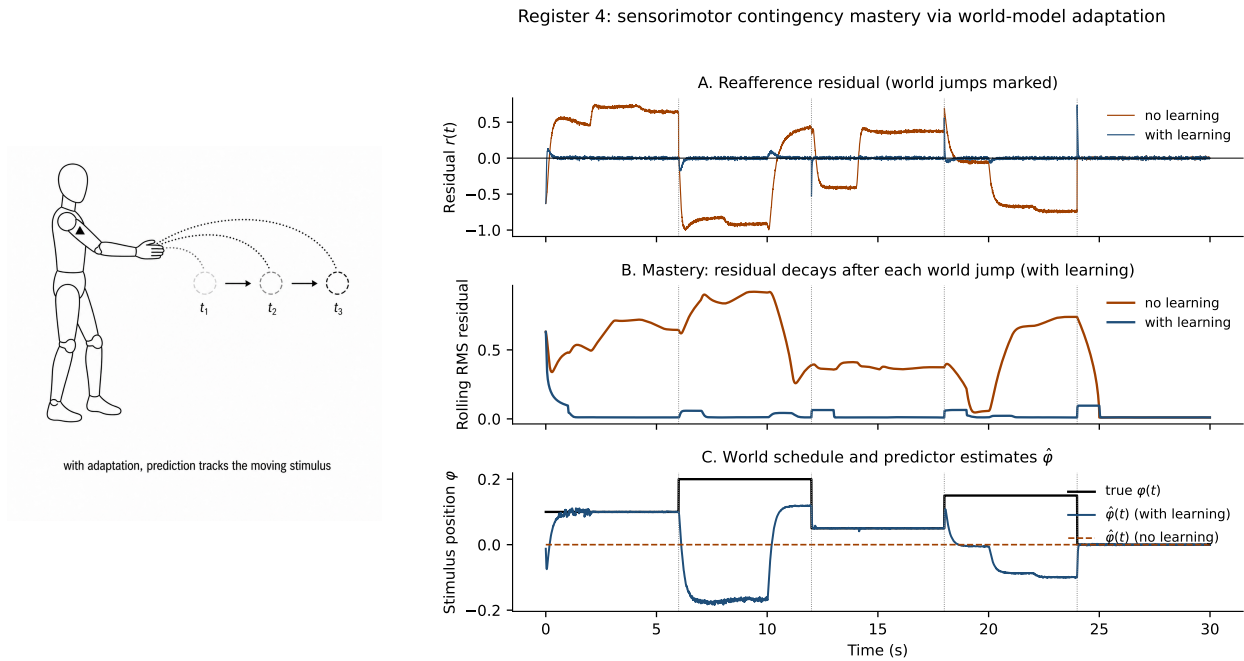


Figure 16. Register 4: sensorimotor contingency mastery. *Left*: the agent reaches toward an object that periodically jumps to new positions; with adaptation, prediction tracks the moving stimulus. *Right, top*: residual $r(t)$ for an agent with $\kappa = 0$ (no learning, orange) versus an agent with $\kappa > 0$ (with learning, blue). *Middle*: rolling RMS residual showing the contrast — the no-learning agent stays surprised; the learning agent’s residual decays after each world jump. *Bottom*: world stimulus schedule.

Register 5 (intra-body) — dual-signal SMAP within one body. Two CAZs of one body are simulated as a reaching CAZ₁ and a tracking CAZ₂ whose transducer reads CAZ₁’s configuration. Three intra-body conditions are compared: solitary (CAZ₁ frozen), crossing (both active, mutual contact), and decoupled (both active but CAZ₂ reads an exogenous stimulus rather than CAZ₁). The crossing condition produces a residual essentially perfectly explained by the partner-as-stimulus signal ($R^2 \approx 0.999$); the decoupled condition, with comparable residual magnitude, yields $R^2 \approx 0.05$ (Figure 17).

Register 5 (inter-body) — the same dual-signal mechanism at the inter-body scale. Two SMN agents are in mutual contact, each reading the other’s joint angle through its transducer. The same numerical experiment as the intra-body case is deployed at the inter-body scale; the underlying dynamics, statistic, and expected R^2 contrast are identical, but the partner’s θ is in a different SMN and reaches the agent through the contact alone, not through cross-zone broadcast. Agent 1’s residual is explained almost perfectly by the partner-specific signal ($R^2 \approx 0.999$) in mutual crossing, and not at all ($R^2 \approx 0.009$) when the two are merely both active in a shared sensory field that does not couple them through contact (Figure 18). The duplication is intentional — the architectural commitment is that the same dual-signal mechanism operates within and between bodies — but readers should not count Figures 17 and 18 as two independent existence proofs.

Register 6 — surprise-driven attention and auto-halt. An agent reaching toward a target encounters an unexpected world event mid-reach (the stimulus jumps). The residual immediately crosses the halt threshold; the alert energy E_R ramps up; the communication board gates the active drive within one integration step. A control agent with auto-halt disabled continues toward the original target. The same

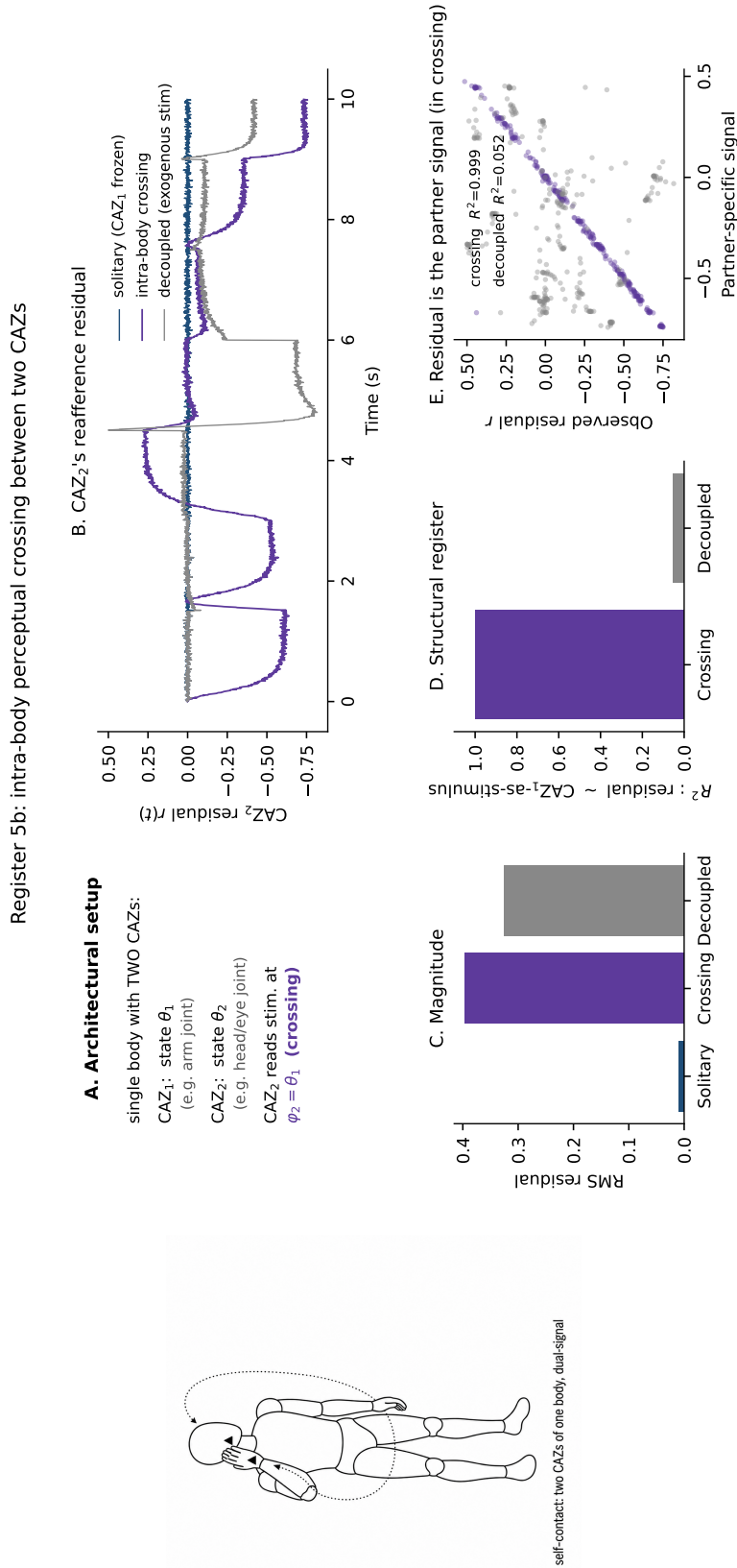


Figure 17. Register 5 (intra-body SMAP): two CAZs of a single body in self-contact. *Left:* hand-to-face self-contact, with filled triangles marking active sensory-motor coupling at both ends; the dotted loop indicates the closed-loop self-modulation through the body. *Right:* **A** shows the architectural setup, with CAZ₂'s transducer reading CAZ₁'s joint angle. **B:** CAZ₂'s residual under three intra-body conditions: solitary (CAZ₁ frozen), intra-body crossing (both CAZs active, mutual contact), and decoupled (both active but CAZ₂ reads an unrelated exogenous stimulus). **C:** RMS residual is comparable in crossing and decoupled. **D:** R^2 of residual against the partner-as-stimulus form is at ceiling for crossing and near zero for decoupled — a structural discrimination that magnitude-based measures cannot make. **E:** the same fact in scatter form.

Register 5: perceptual crossing between two SMN agents

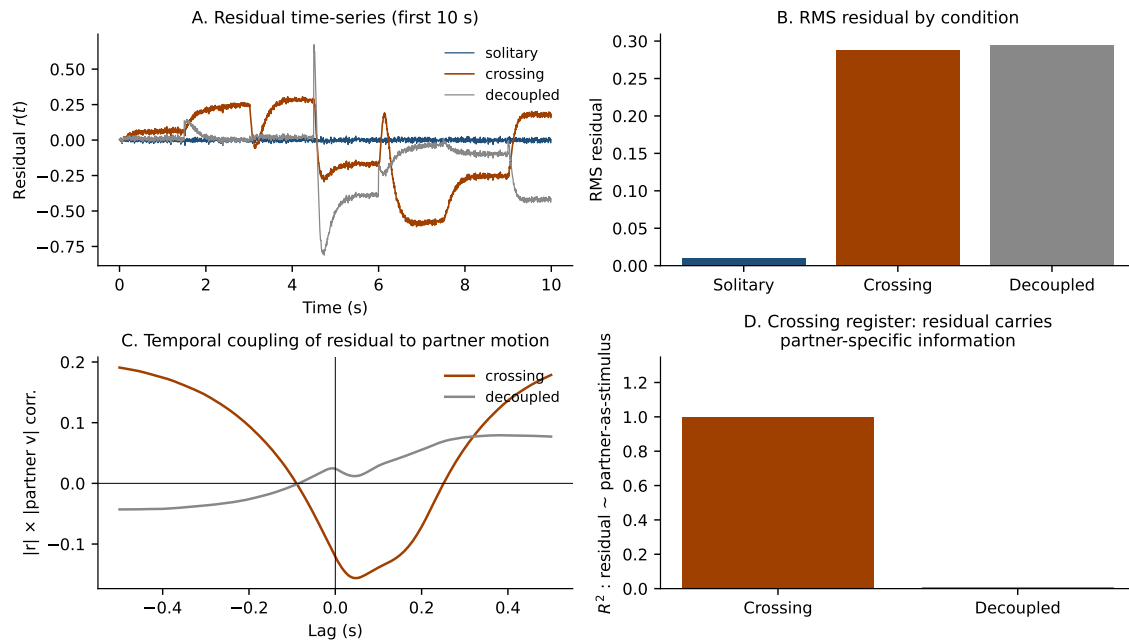


Figure 18. Inter-body case of mutual contact: two SMN agents in perceptual crossing. Each agent’s transducer reads the other’s joint angle as the stimulus position. **A:** agent 1’s residual under three conditions: solitary (alone with a static stimulus), crossing (mutual contact with agent 2), and decoupled-exafference (both agents active, but each reading an independent exogenous stimulus rather than the other agent). **B:** RMS residual magnitudes. **C:** cross-correlation between agent 1’s residual and agent 2’s velocity, lag-shifted. **D:** R^2 of residual against the partner-as-stimulus form, demonstrating the same structural signature as the intra-body case of Figure 17.

alert-energy substrate that distinguishes haltability from inhibition (Registers 1 and 2) is therefore also the substrate of attention (Figure 19).

Register 7 — shared intentionality (hypothesis). Two refference-driven SMN agents, each reading the other’s θ as the stimulus position, with both predictors set to adapt ($\kappa > 0$). Three conditions are compared: both adapt symmetrically; only one adapts (asymmetric); neither adapts. In the symmetric mutual-adaptation condition, the joint mutual residual $\sqrt{r_1^2 + r_2^2}$ decays to approximately the sensor noise floor by the end of a 30-second interaction; in the asymmetric and no-adaptation conditions, no such decay occurs (reduction $\sim 92\%$ vs. neither-adapts). The mechanism is the same residual-driven world-model update that underwrites single-agent contingency mastery (Register 4); the symmetry of mutual adaptation produces the symmetric joint-residual decay (Figure 20).

Register 8 — dual-signal contrast across three configurations. The three structural configurations of contact — self-contact, world-contact, and inter-subjective contact — produce characteristically different values of the Dual-Signal Index. In case (a), self-contact, the index converges to $\text{DSI}^{\text{int}} \approx 1$ as a consequence of the broadcast dynamics once Π has settled (a structural consequence of the wiring, not an independent empirical prediction). In case (b), world-contact with an unpredictable external object, the index falls to ≈ 0.35 regardless of residual-driven adaptation. In case (c), inter-subjective contact, it sits at ≈ 0.77 — read as $\text{DSI}^{\text{cross}}$ rather than DSI^{int} , because what is being recovered is partner-specific structured modulation, not broadcast-internal access. RMS residuals tell the same story — 0.020 in case (a), 0.313 in case (b), 0.202 in case (c) (Figure 21). What captures the architectural fact is the index appropriate to each case: the dual-signal property is structural, not learnable; the inter-subjective property is learnable but through a different route than world-contact.

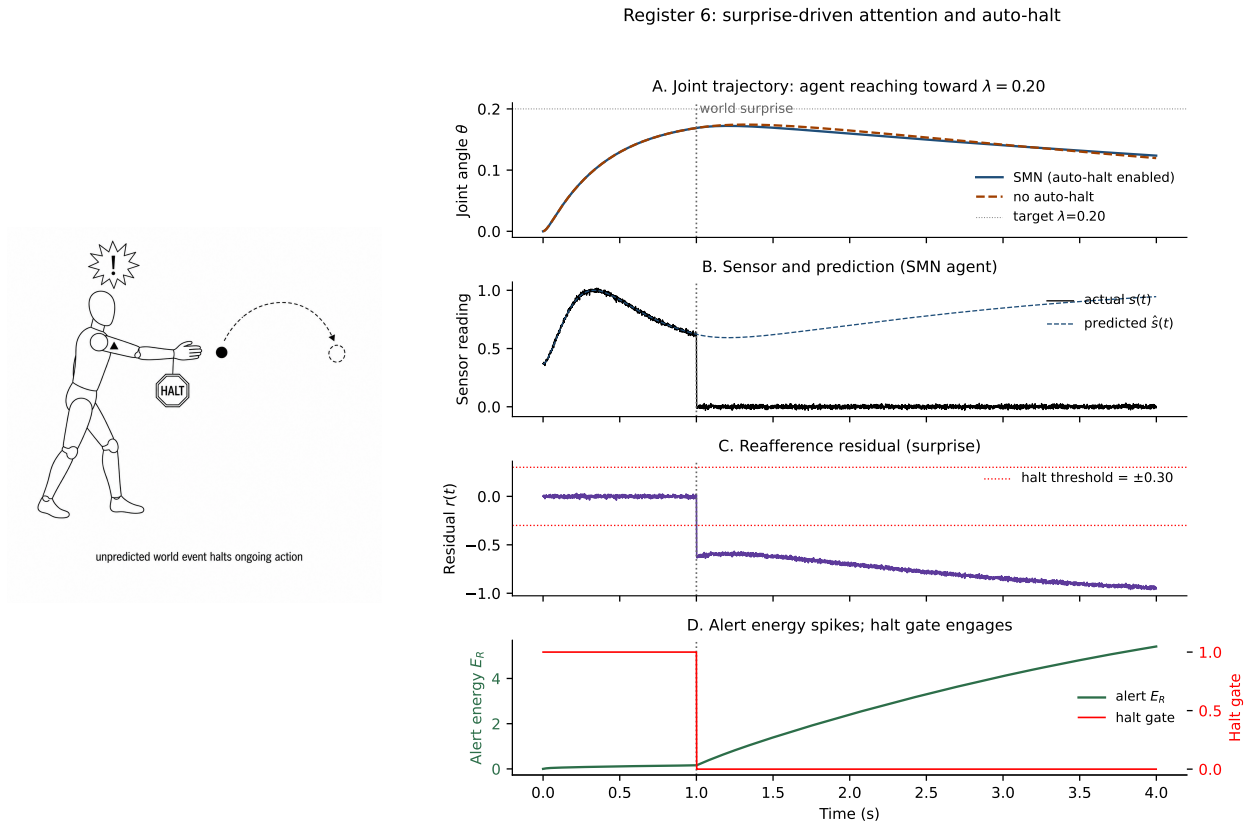


Figure 19. Register 6: surprise-driven attention and auto-halt. *Left:* an agent reaching toward an object is frozen mid-reach when the world unexpectedly displaces the stimulus. *Right, top:* joint trajectory of an auto-halt-enabled agent (solid) and a no-halt control (dashed). Second: actual sensor reading and prediction. Third: residual $r(t)$ with halt threshold $\pm\tau_h$. Bottom: alert energy E_R (left axis, green) and halt gate (right axis, red). The residual exceeds threshold immediately upon the world event; E_R ramps up; the halt gate transitions from open to closed.

Appendix 2 Reference simulation code: SMN-Hydrogen

The reference simulations described in §8 and reported in §9 are released as a separate open-source code repository:



github.com/gnowgi/SMN-Hydrogen

The repository is licensed under **GNU GPL v3**: the code is free to use, modify, and redistribute, with the requirement that derivative works carry the same license and preserve attribution. The repository contains the `caz_model.py` and `transducer.py` library modules, the eight register-producing experiment scripts, the matplotlib reference for the architectural diagrams, a `requirements.txt`, and the README.

Why the name SMN-Hydrogen

The Hydrogen atom of physics has only one proton and one electron. It is not the full periodic table, nor even a chemically interesting molecule. But it is the simplest instance of an atom, and it already exposes the

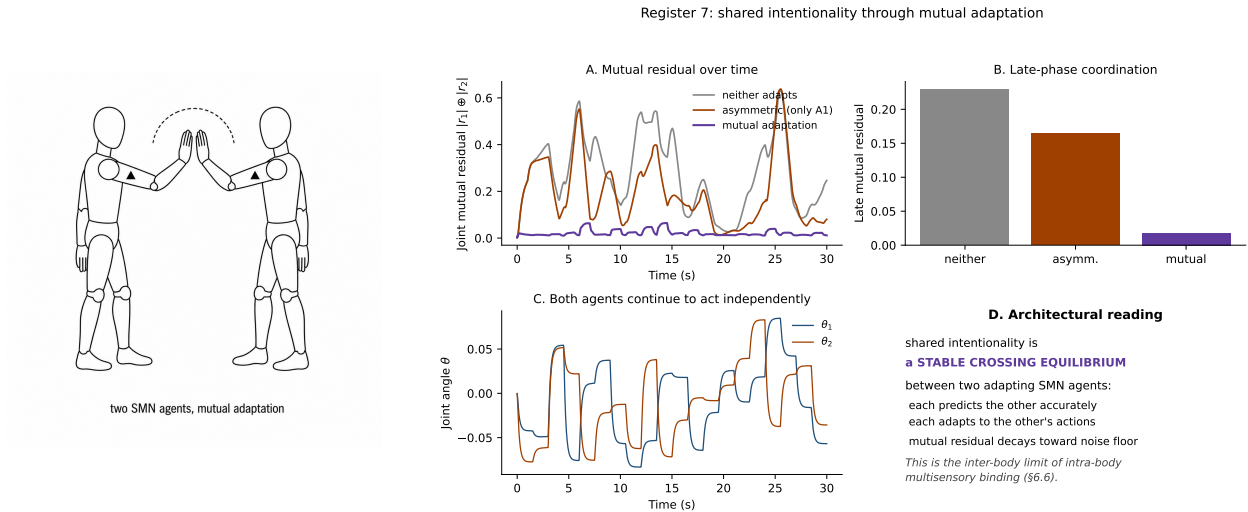


Figure 20. Register 7: shared intentionality through mutual adaptation (hypothesis). *Left:* two SMN agents engaged in mutual contact (a high-five), each with the reaching arm marked at the active CAZ; the dashed arc represents the shared crossing. *Right:* **A** mutual residual $\sqrt{r_1^2 + r_2^2}$ over time under three conditions: neither agent adapts (gray), only one adapts (orange), both adapt symmetrically (purple). The mutual condition collapses to near the sensor noise floor within seconds and stays there. **B:** late-phase residual magnitude across the three conditions. **C:** the agents continue to act independently — the residual decay is produced by mutual prediction, not by behavioral quiescence. **D:** the phenomenon is the inter-body limit of intra-body multisensory binding.

structural commitments — orbital quantization, energy levels, spectral lines — that any larger atom shares. One learns the architecture of matter from Hydrogen first.

SMN-Hydrogen is the same kind of object for the SMN architecture. Two opponent zones, one CAZ, one transducer, one refference predictor, one haltability operator. The full SMN tuple $(G, Z, B, H, S, \Pi, \alpha)$ of §8.2 is not exercised; the broadcast operator Π and the active-perception filter α are present in the specification but not in the reference code. The phase-oscillator description of §7 and the NAP/TAP layer are not implemented. None of this is hidden: the simulations are the *zeroth model*, and the README is explicit about what they do and do not exhibit.

What **SMN-Hydrogen** *does* exhibit is each of the eight empirical registers of §8 as a single-CAZ or two-CAZ existence proof. The numerical results in the paper (saturating DSI^{int} near 1 in self-contact; $\sim 92\%$ residual reduction under mutual adaptation; $R^2 \rightarrow 1$ for crossing residual against the partner-as-stimulus form; etc.) are bit-reproducible from the seeded scripts in this repository on any standard CPython interpreter with NumPy and Matplotlib.

Richer implementations — multi-CAZ networks, biophysical realizations of Φ and Ψ , robotic embodiments, NAP/TAP extensions — are deferred to companion work and to community contributions. Issues and pull requests on the repository are welcome under the same GPL v3 license as the existing code.

If you use this code

If you use **SMN-Hydrogen** or any derivative of it in published work, please cite this paper. A BibTeX entry is provided in the repository's README.

Statement on AI assistance

In preparing this manuscript, the authors used a large language model (Anthropic Claude) for editorial and production tasks: copy-editing and prose tightening, L^AT_EX formatting, suggesting and locating bibliographic references, drafting cross-references between the main body and the formal appendix, and assistance with the reference simulation code in **SMN-Hydrogen** (Appendix 2). For the simulations, the architectural predictions, the choice of which registers to implement, and the discriminating contrasts to test were specified by the

Register 8: dual-signal structure across three contrast cases

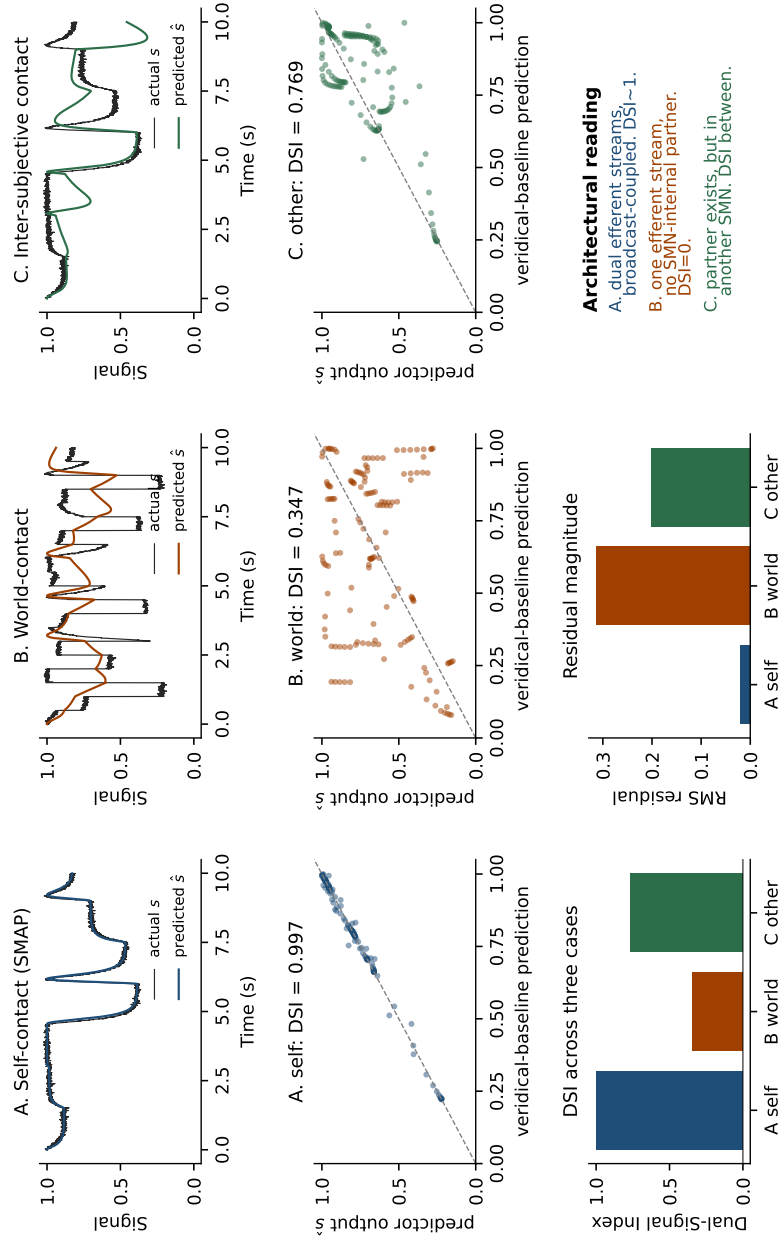


Figure 21. Register 8: the dual-signal contrast across three configurations. *Left:* the three structural configurations of $s_{6.7}$ — self-contact (palms together); world-contact (hand on a fixed object); inter-subjective contact (two agents palm-to-palm). Each is marked at the contact point. *Right, top row:* actual sensor reading and predictor output for case (a) self-contact; case (b) world-contact; case (c) inter-subjective contact. Middle row: predictor output plotted against the prediction the architecture would make using only SMN-internal broadcast variables. Tight diagonal in case (a). Diffuse cloud in case (b). Noisy diagonal in case (c). Bottom row: numerical index value and residual magnitude.

authors; AI assistance contributed to a subset of the experimental designs (statistical comparisons, parameter ranges, diagnostic plots) and to the implementation of all simulations, under author review. The architectural commitments, formal definitions, the eight predicted registers, the philosophical thesis on haltability and phenomenology, and all substantive interpretive claims are the authors' own. Every claim in the paper has been reviewed and is the authors' responsibility.

References

- Rick A. Adams, Stewart Shipp, and Karl J. Friston. Predictions not commands: Active inference in the motor system. *Brain Structure and Function*, 218:611–643, 2013. doi: 10.1007/s00429-012-0475-5.
- Micah Allen and Karl J. Friston. From cognitivism to autopoiesis: towards a computational framework for the embodied mind. *Synthese*, 195(6):2459–2482, 2018. doi: 10.1007/s11229-016-1288-5.
- Bernard J. Baars. *A Cognitive Theory of Consciousness*. Cambridge University Press, Cambridge, 1988.
- Bernard J. Baars. Global workspace theory of consciousness: Toward a cognitive neuroscience of human experience. *Progress in Brain Research*, 150:45–53, 2005. doi: 10.1016/S0079-6123(05)50004-9.
- Ruzena Bajcsy. Active perception. *Proceedings of the IEEE*, 76(8):966–1005, 1988. doi: 10.1109/5.5968.
- Gregory Bateson. *Steps to an ecology of mind: Collected essays in anthropology, psychiatry, evolution, and epistemology*. University of Chicago press, 2000.
- Alain Berthoz. *The Brain's Sense of Movement*. Harvard University Press, Cambridge, MA, 2000. Originally published in French as *Le sens du mouvement*, 1997.
- Emilio Bizzi and Vincent C. K. Cheung. The neural origin of muscle synergies. *Frontiers in Computational Neuroscience*, 7:51, 2013. doi: 10.3389/fncom.2013.00051.
- Sarah-Jayne Blakemore, Daniel M. Wolpert, and Christopher D. Frith. Central cancellation of self-produced tickle sensation. *Nature Neuroscience*, 1(7):635–640, 1998. doi: 10.1038/2870.
- Tom B. Brown et al. Language models are few-shot learners. *Advances in Neural Information Processing Systems*, 33, 2020. arXiv:2005.14165.
- Sean B. Carroll. *Endless Forms Most Beautiful: The New Science of Evo Devo*. W. W. Norton, 2005.
- Anthony Chemero. An outline of a theory of affordances. *Ecol. Psychol.*, 15:181–195, 2003. ISSN 1040-7413. doi: 10.1207/S15326969ECO1502_5.
- Noam Chomsky. Syntactic structures. *Mouton*, 1957.
- Paul Cisek. Cortical mechanisms of action selection: the affordance competition hypothesis. *Philosophical Transactions of the Royal Society B*, 362:1585–1599, 2007. doi: 10.1098/rstb.2007.2054.
- Paul Cisek. The affordance competition hypothesis: The brain as a continuously predicting and action-selecting device. *Philosophical Transactions of the Royal Society B*, 365(1531):1135–1145, 2010.
- Paul Cisek and John F. Kalaska. Neural mechanisms for interacting with a world full of action choices. *Annual Review of Neuroscience*, 33:269–298, 2010. doi: 10.1146/annurev.neuro.051508.135409.
- Andy Clark. *Being There: Putting Brain, Body, and World Together Again*. MIT Press, Cambridge, MA, 1997.
- Andy Clark. *Supersizing the Mind: Embodiment, Action, and Cognitive Extension*. Oxford University Press, 2008.
- Trinity B. Crago and Marc A. Sommer. Corollary discharge across the animal kingdom. *Nature Reviews Neuroscience*, 9:587–600, 2008. doi: 10.1038/nrn2457.

- Kathleen E. Cullen. Vestibular processing during natural self-motion: Implications for perception and action. *Nature Reviews Neuroscience*, 20:346–363, 2019. doi: 10.1038/s41583-019-0153-1.
- Kathleen E. Cullen, Jessica X. Brooks, and Soroush G. Sadeghi. How actions alter sensory processing: Reafference in the vestibular system. *Annals of the New York Academy of Sciences*, 1164:29–36, 2009. doi: 10.1111/j.1749-6632.2009.03866.x.
- Antonio R. Damasio. *Descartes' Error: Emotion, Reason, and the Human Brain*. Putnam, 1994.
- Antonio R. Damasio. *The Feeling of What Happens: Body and Emotion in the Making of Consciousness*. Harcourt, 1999.
- Antonio R. Damasio. Descartes' error revisited. *J. Hist. Neurosci.*, 10:192–194, August 2001. ISSN 0964-704X, 1744-5213. doi: 10.1076/jhin.10.2.192.7250.
- Antonio R. Damasio. *Self Comes to Mind: Constructing the Conscious Brain*. Pantheon, 2010.
- Antonio R. Damasio. *Feeling & Knowing: Making Minds Conscious*. Pantheon, 2021.
- Stanislas Dehaene. *Consciousness and the Brain: Deciphering How the Brain Codes Our Thoughts*. Viking, 2014. ISBN 9780520274503.
- Ezequiel A. Di Paolo. Autopoiesis, adaptivity, teleology, agency. *Phenomenology and the Cognitive Sciences*, 4(4):429–452, 2005. doi: 10.1007/s11097-005-9002-y.
- Hubert L. Dreyfus. *What Computers Can't Do: A Critique of Artificial Reason*. Harper & Row, New York, 1972.
- Hubert L. Dreyfus. *What Computers Still Can't Do: A Critique of Artificial Reason*. MIT Press, Cambridge, MA, 1992.
- Hubert L. Dreyfus and Stuart E. Dreyfus. *Mind Over Machine: The Power of Human Intuition and Expertise in the Era of the Computer*. Free Press, New York, 1986.
- Anatol G. Feldman. Once more on the equilibrium-point hypothesis (lambda model) for motor control. *Journal of Motor Behavior*, 18:17–54, 1986. doi: 10.1080/00222895.1986.10735369.
- Anatol G. Feldman. *Referent Control of Action and Perception: Challenging Conventional Theories in Behavioral Neuroscience*. Springer, New York, 2015. doi: 10.1007/978-1-4939-2736-4.
- Jerry A. Fodor. *The Language of Thought*. Harvard University Press, 1975.
- Karl J. Friston. The free-energy principle: a unified brain theory? *Nature Reviews Neuroscience*, 11(2): 127–138, 2010. doi: 10.1038/nrn2787.
- Karl J. Friston. What is optimal about motor control? *Neuron*, 72(3):488–498, 2011. doi: 10.1016/j.neuron.2011.10.018.
- Tom Froese and Ezequiel A. Di Paolo. The enactive approach: Theoretical sketches from cell to society. *Pragmatics & Cognition*, 19:1–36, January 2011. ISSN 0929-0907, 1569-9943. doi: 10.1075/pc.19.1.01fro.
- Tom Froese and Ezequiel A. Di Paolo. Motivation, meaning, and the phenomenology of life. *Phenomenology and the Cognitive Sciences*, 10:543–564, 2011.
- Shaun Gallagher. *How the Body Shapes the Mind*. Oxford University Press, Oxford, 2005.
- Shaun Gallagher. *Enactivist Interventions: Rethinking the Mind*. Oxford University Press, 2017. Summary: Argues for enactive, embodied accounts of cognition, emphasizing how body and environment co-constitute experience; supports the shift from CNS-centric to body-as-network perspectives. Keywords: enactivism, embodiment, phenomenology, cognition.

- Shaun Gallagher. *Action and Interaction*. Oxford University Press, 2021.
- James J. Gibson. *The Ecological Approach to Visual Perception*. Houghton Mifflin, 1979.
- Sten Grillner. Biological pattern generation: the lamprey as a model. *Nature Reviews Neuroscience*, 7(1): 53–60, 2006.
- Sten Grillner and Abdeljabbar El Manira. Current principles of motor control, with special reference to vertebrate locomotion. *Physiological Reviews*, 100(1):271–320, 2020. doi: 10.1152/physrev.00015.2019. URL <https://journals.physiology.org/doi/pdf/10.1152/physrev.00015.2019>.
- David Ha and Jürgen Schmidhuber. World models. *Advances in Neural Information Processing Systems*, 31, 2018. doi: 10.5281/zenodo.1207631. arXiv:1803.10122.
- Hermann Haken, J. A. Scott Kelso, and Herbert Bunz. A theoretical model of phase transitions in human hand movements. *Biological Cybernetics*, 51(5):347–356, 1985. doi: 10.1007/BF00336922.
- Stevan Harnad. The symbol grounding problem. *Physica D*, 42(1-3):335–346, 1990. doi: 10.1016/0167-2789(90)90087-6.
- Helmut Hauser, Auke Jan Ijspeert, Rudolf Marcel Füchslin, Rolf Pfeifer, and Wolfgang Maass. Towards a theoretical foundation for morphological computation with compliant bodies. *Biological Cybernetics*, 105(5–6):355–370, 2011. doi: 10.1007/s00422-012-0471-0.
- Marc D. Hauser, Tecumseh W. Fitch, and Daniel J. Penn. The evolution of cognitive architecture: Reshaping the debate. *Trends in Cognitive Sciences*, 12(3):118–126, 2008.
- Martin Heidegger. *Being and Time*. Harper & Row, New York, 1962. Translated by John Macquarrie and Edward Robinson; original *Sein und Zeit* published 1927.
- Bernhard Hommel, Jochen Müsseler, Gisa Aschersleben, and Wolfgang Prinz. The theory of event coding (tec): A framework for perception and action planning. *Behavioral and Brain Sciences*, 24(5):849–878, 2001. doi: 10.1017/S0140525X01000103.
- Edmund Husserl. *Logical Investigations*. Routledge, London, 1900–1901. English translation by J. N. Findlay, Routledge 2001 (orig. *Logische Untersuchungen*, 1900–1901).
- Edmund Husserl. *Ideas Pertaining to a Pure Phenomenology and to a Phenomenological Philosophy*. Kluwer, Dordrecht, 1913. English translation by F. Kersten, 1983 (orig. *Ideen zu einer reinen Phänomenologie*, 1913).
- Gáspár Jékely, Peter Godfrey-Smith, and Fred Keijzer. Reafference and the origin of the self in early nervous system evolution. *Philosophical Transactions of the Royal Society B: Biological Sciences*, 376(1821):20190764, 2021. doi: 10.1098/rstb.2019.0764.
- Eric R. Kandel, James H. Schwartz, Thomas M. Jessell, Steven A. Siegelbaum, and A. J. Hudspeth. *Principles of Neural Science*. McGraw-Hill, New York, 5th edition, 2013. ISBN 978-0-07-139011-8.
- J. A. Scott Kelso. *Dynamic Patterns: The Self-Organization of Brain and Behavior*. MIT Press, 1995.
- Mark L. Latash. Evolution of motor control: From reflexes and motor programs to the equilibrium-point hypothesis. *Journal of Human Kinetics*, 19:3–24, 2008. doi: 10.2478/v10078-008-0001-2.
- Yann LeCun. A path towards autonomous machine intelligence. Open Review preprint, 2022. Version 0.9.2, June 2022. <https://openreview.net/pdf?id=BZ5a1r-kVsf>.
- Yann LeCun, Yoshua Bengio, and Geoffrey Hinton. Deep learning. *Nature*, 521:436–444, 2015. doi: 10.1038/nature14539.
- Michael Levin. Morphogenetic fields in embryogenesis, regeneration, and cancer: Non-local control of complex patterning. *BioSystems*, 109(3):243–261, 2012. doi: 10.1016/j.biosystems.2012.04.005.

- Michael Levin. Molecular bioelectricity: how endogenous voltage potentials control cell behavior and instruct pattern regulation in vivo. *Molecular Biology of the Cell*, 25(24):3835–3850, 2014. doi: 10.1091/mbc.E13-12-0708.
- Michael Levin. Bioelectric networks: the cognitive glue enabling evolutionary and developmental scaling of goal-directedness in biology. *Animal Cognition*, 26:1–20, 2023. doi: 10.1007/s10071-023-01780-3. URL <https://link.springer.com/article/10.1007/s10071-023-01780-3>.
- Michael Levin and Giovanni Pezzulo. Endogenous bioelectric signaling networks: Exploiting voltage gradients for control of growth and form. *Annual Review of Biomedical Engineering*, 18:243–268, 2016. doi: 10.1146/annurev-bioeng-071114-040647.
- R R Llinás. *I of the vortex: From neurons to self*. The MIT Press, Massachusetts, 2001. ISBN 9780262621632.
- Eve Marder. Variability, compensation, and modulation in neurons and circuits. *Proceedings of the National Academy of Sciences*, 108(Suppl 3):15542–15548, 2011. doi: 10.1073/pnas.1010674108. URL <https://www.pnas.org/doi/10.1073/pnas.1010674108>.
- Eve Marder. New insights from small rhythmic circuits. *Current Opinion in Neurobiology*, 76:102600, 2022. doi: 10.1016/j.conb.2022.102600. URL <https://www.sciencedirect.com/science/article/pii/S0959438822001040>.
- Eve Marder and Dieter Bucher. Central pattern generators and the control of rhythmic movements. *Current Biology*, 11(23):R986–R996, 2001. doi: 10.1016/S0960-9822(01)00581-4. URL <https://pubmed.ncbi.nlm.nih.gov/11728329/>.
- Eve Marder and Ronald L. Calabrese. Principles of rhythmic motor pattern generation. *Physiological Reviews*, 76(3):687–717, 1996. doi: 10.1152/physrev.1996.76.3.687. URL <https://journals.physiology.org/doi/abs/10.1152/physrev.1996.76.3.687>.
- Humberto R. Maturana and Francisco J. Varela. *Autopoiesis and Cognition: The Realization of the Living*. Number 42 in Boston Studies in the Philosophy of Science. D. Reidel, 1980. ISBN 9027710155.
- William McGinnis and Robb Krumlauf. Homeobox genes and axial patterning. *Cell*, 68(2):283–302, 1992. doi: 10.1016/0092-8674(92)90471-N.
- Sachin B. Mehta, Diane Whitmer, Rodolfo Figueroa, Bryan A. Williams, and David Kleinfeld. Active spatial perception in the vibrissa scanning sensorimotor system. *PLoS Biology*, 5(2):e15, 2007. doi: 10.1371/journal.pbio.0050015.
- Maurice Merleau-Ponty. *Phenomenology of Perception*. Routledge, London, England, April 2013. ISBN 9781135718602. doi: 10.4324/9780203720714.
- R. Chris Miall and Daniel M. Wolpert. Forward models for physiological motor control. *Trends in Neurosciences*, 19(10):329–336, 1996. doi: 10.1016/S0893-6080(96)00035-4.
- Cynthia F. Moss and Annemarie Surlykke. Probing the natural scene by echolocation in bats. *Frontiers in Behavioral Neuroscience*, 4:33, 2010. doi: 10.3389/fnbeh.2010.00033.
- Claus Nielsen. *Animal Evolution: Interrelationships of the Living Phyla*. Oxford University Press, 3 edition, 2012. ISBN 9780199606023.
- Alva Noë. *Action in perception*. MIT Press, 2004. ISBN 9780262140881.
- J. Kevin O’Regan and Alva Noë. A sensorimotor account of vision and visual consciousness. *Behavioral and Brain Sciences*, 24(5):939–1031, 2001. doi: 10.1017/S0140525X01000115.
- James L. Peterson. Petri nets. *ACM Computing Surveys (CSUR)*, 9(3):223–252, 1977. doi: 10.1145/356698.356702.

- Giovanni Pezzulo and Paul Cisek. Navigating the affordance landscape: Feedback control as a process model of behavior and cognition. *Trends in Cognitive Sciences*, 20(6):414–424, 2016. doi: 10.1016/j.tics.2016.03.013.
- Rolf Pfeifer and Josh Bongard. *How the Body Shapes the Way We Think: A New View of Intelligence*. MIT Press, 2007.
- Rolf Pfeifer, Max Lungarella, and Fumiya Iida. Self-organization, embodiment, and biologically inspired robotics. *Science*, 318(5853):1088–1093, 2007. doi: 10.1126/science.1145803.
- Jean Piaget. *The Origins of Intelligence in Children*. International Universities Press, 1952.
- Jean Piaget. *Biology and Knowledge: An Essay on the Relations between Organic Regulations and Cognitive Processes*. University of Chicago Press, Chicago, 1971. ISBN 0226667758.
- Steven Pinker. *The Language Instinct: How the Mind Creates Language*. William Morrow, New York, 1994.
- Wolfgang Prinz. A common coding approach to perception and action. *Relationships between perception and action: Current approaches*, pages 167–201, 1990.
- Uwe Proske and Simon C. Gandevia. The proprioceptive senses: Their roles in signalling body shape, body position and movement, and muscle force. *Physiological Reviews*, 92(4):1651–1697, 2012. doi: 10.1152/physrev.00048.2011.
- Dale Purves, George J. Augustine, David Fitzpatrick, William C. Hall, Anthony-Samuel LaMantia, Richard D. Mooney, Michael L. Platt, and Leonard E. White. *Neuroscience*. Sinauer Associates/Oxford University Press, New York, 6th edition, 2018. ISBN 978-1-60535-380-7.
- Michele Rucci and Jonathan D. Victor. The unsteady eye: an information-processing stage, not a bug. *Trends in Neurosciences*, 38(4):195–206, 2015. doi: 10.1016/j.tins.2015.01.005.
- Natalie Sebanz, Harold Bekkering, and Günther Knoblich. Joint action: bodies and minds moving together. *Trends in Cognitive Sciences*, 10(2):70–76, 2006. doi: 10.1016/j.tics.2005.12.009.
- Charles S. Sherrington. On reciprocal innervation of antagonistic muscles (eighth note). *Proceedings of the Royal Society of London. Series B, Containing Papers of a Biological Character*, 76:269–277, 1905. doi: 10.1098/rspb.1905.0020.
- Charles S. Sherrington. *The Integrative Action of the Nervous System*. Charles Scribner’s Sons, New York, 1906.
- Brian Cantwell Smith. *On the Origin of Objects*. MIT Press, Cambridge, MA, 1996.
- Marc A. Sommer and Robert H. Wurtz. Brain circuits for the internal monitoring of movements. *Annual Review of Neuroscience*, 31:317–338, 2008. doi: 10.1146/annurev.neuro.31.060407.125627.
- Matthis Synofzik, Gottfried Vosgerau, and Albert Newen. Beyond the comparator model: A multifactorial two-step account of agency. *Consciousness and Cognition*, 17(1):219–239, 2008. doi: 10.1016/j.concog.2007.03.010.
- Jun Tani. *Exploring robotic minds: actions, symbols, and consciousness as self-organizing dynamic phenomena*. Oxford University Press, 2016.
- Evan Thompson. *Mind in Life: Biology, Phenomenology, and the Sciences of Mind*. Harvard University Press, Cambridge, MA, 2007.
- Michael Tomasello. *The Cultural Origins of Human Cognition*. Harvard University Press, 1999.
- Michael Tomasello. *The Evolution of Agency: Behavioral Organization from Lizards to Humans*. MIT Press, 2022.

- Michael Tomasello, Malinda Carpenter, Josep Call, Tanya Behne, and Henrike Moll. Understanding and sharing intentions: The origins of cultural cognition. *Behavioral and Brain Sciences*, 28(5):675–691, 2005. doi: 10.1017/S0140525X05000129.
- John C. Tuthill and Eiman Azim. Proprioception. *Current Biology*, 28(8):R194–R203, 2018. doi: 10.1016/j.cub.2018.02.057. URL <https://pubmed.ncbi.nlm.nih.gov/29510103/>.
- Francisco J. Varela, Evan Thompson, and Eleanor Rosch. *The Embodied Mind: Cognitive Science and Human Experience*. MIT Press, 1991. ISBN 9780262720212.
- Ashish Vaswani, Noam Shazeer, Niki Parmar, Jakob Uszkoreit, Llion Jones, Aidan N. Gomez, Łukasz Kaiser, and Illia Polosukhin. Attention is all you need. In *Advances in Neural Information Processing Systems*, volume 30. Curran Associates, Inc., 2017.
- Erich von Holst and Horst Mittelstaedt. Das reafferenzprinzip. *Naturwissenschaften*, 37:464–476, 1950. doi: 10.1007/BF00622503.
- Michael Wheeler. Martin Heidegger. In Edward N. Zalta, editor, *The Stanford Encyclopedia of Philosophy*. Metaphysics Research Lab, Stanford University, fall 2020 edition, 2011. URL <https://plato.stanford.edu/archives/fall2020/entries/heidegger/>.