

# Psychological Constructs in Shared Semantic Space

Hubert Plisiecki

IDEAS Research Institute

hplisiecki@gmail.com

## Abstract

Psychological constructs are often measured in separate instruments, datasets, and research traditions, which makes direct comparison difficult. This paper proposes a framework for making such constructs semantically commensurate by representing and comparing them as directions in a shared word-embedding space. Using Supervised Semantic Differential, we estimate construct-specific semantic gradients from text–outcome associations and project them onto theoretically motivated reference axes. As an initial test case, we use Valence, Arousal, and Dominance (VAD) as an affective coordinate system. First, we recover interpretable VAD directions from English word-level affective norms. Second, we project semantic gradients for 27 GoEmotions categories into this space and recover the expected organization of emotions, especially along valence and arousal. Third, we apply the same procedure to Big Five personality domains and facets derived from IPIP-NEO-300 item–factor associations. Domain-level placements are broadly coherent, while facet-level results are more exploratory because they rely on sparse questionnaire text. The results suggest that embedding spaces can support construct-level comparison across otherwise incommensurable psychological measurements, provided that semantic placements are assessed for stability and interpretability.

## 1 Introduction

Psychological science studies many phenomena that are intuitively related but empirically difficult to compare. Emotions, personality traits, attitudes, symptoms, values, and affective states are usually measured with separate instruments, developed in different research traditions, and scored on incommensurable scales. As a result, constructs that may

be conceptually adjacent are often analyzed only within the boundaries of a single questionnaire, dataset, or theoretical framework. This limits our ability to ask broader questions about how psychological phenomena relate to one another: for example, whether a personality facet is semantically closer to anxiety, dominance, curiosity, or positive affect; or how constructs from different studies occupy a common space of human meaning.

Distributional semantics offers a way to address this problem. Word embeddings provide a shared representational space in which words, texts, and semantic directions can be compared geometrically (Mikolov et al., 2013; Kozłowski et al., 2019). Rather than treating embeddings only as predictive features, we use them here as a common semantic substrate for psychological measurement. The central idea is that constructs from different studies can be represented as directions in the same embedding space, making them jointly interpretable even when their original measurements come from different scales, corpora, or research traditions.

We operationalize this idea using the Supervised Semantic Differential (SSD), a recent method inspired by psycholinguistic work on connotative meaning (Osgood et al., 1957) that estimates supervised directions in embedding space from paired text representations and continuous outcome values (Plisiecki et al., 2025). Given document embeddings and an outcome variable, SSD fits a supervised linear model, back-projects the fitted coefficient vector into the original embedding space, and interprets the resulting direction through its nearest-neighbor structure. In the present paper, we extend SSD from single-construct interpretation to cross-construct comparison by estimating multiple construct-specific directions in the same embedding space and projecting them onto shared reference axes.

As a first demonstration, we use affective meaning as the reference frame. Valence, Arousal, and

<sup>1</sup>Code repository: [https://github.com/hplisiecki/construct\\_space](https://github.com/hplisiecki/construct_space)

Dominance (VAD) are among the best-validated dimensions of psychological meaning, with strong grounding in human ratings, affect theory, and distributional semantics (Warriner et al., 2013; Russell, 1980; Russell and Mehrabian, 1977). We therefore estimate VAD directions in a fixed GloVe embedding space and use them as interpretable axes onto which other construct gradients can be projected. Importantly, the contribution is not limited to affect: VAD serves as a theoretically well-understood test case for the broader claim that embedding spaces can support shared semantic representations of psychological phenomena.

We demonstrate the approach across three studies. Study 1 estimates the three affective reference directions from Warriner et al.’s English word-level VAD norms (Warriner et al., 2013), yielding unit vectors  $\hat{\beta}_V$ ,  $\hat{\beta}_A$ , and  $\hat{\beta}_D$  in GloVe space. Study 2 validates these reference directions by mapping 27 discrete emotion categories from the GoEmotions corpus (Demszky et al., 2020) into the resulting VAD space and comparing the recovered organization with predictions from the circumplex model of affect (Russell, 1980). Study 3 applies the same framework to personality measurement by deriving semantic gradients from item-level responses on the IPIP-NEO-300 Big Five inventory (Goldberg, 1999) and projecting all five domains and 30 facets into the affective reference space.

## 2 Related Work

### 2.1 Distributional Semantics as Shared Representational Geometry

Word embeddings represent lexical meaning as points in a continuous vector space, making semantic relations accessible through distances, neighborhoods, and directions (Mikolov et al., 2013; Pennington et al., 2014). Although developed primarily as representations for NLP systems, these spaces have also been used as analytic objects. Prior work has used embedding geometry to study semantic change (Hamilton et al., 2016), historical shifts in gender and ethnic stereotypes (Garg et al., 2018), and the relational structure of cultural concepts such as social class (Kozlowski et al., 2019). Related projection-based work has shown that linear directions in embedding space can recover human judgments of object features such as size, danger, and wetness (Grand et al., 2022).

These results suggest that embedding spaces can encode interpretable dimensions of social and psy-

chological meaning. However, most existing work studies a single lexical contrast, cultural dimension, or historical trajectory. The unit of analysis is usually a word, dictionary, or predefined contrast. In this paper, the unit of analysis is a psychological construct. We ask whether constructs measured in different datasets can be represented as directions in a common embedding space and meaningfully compared within that shared geometry.

This use case places different requirements on representations than standard prediction or retrieval. For construct-level measurement, the relevant properties are not only task accuracy, but whether the space supports stable linear directions, projection onto interpretable axes, and qualitative audit via nearest neighbors. This corresponds to the broader distinction between prediction-oriented and measurement-oriented meaning representations (Plisiecki, 2026). Static embeddings are useful here because they provide a fixed lexical coordinate system in which directions, projections, and local neighborhoods are directly inspectable. Contextual models may encode richer information, but their layer dependence and entanglement of semantic, syntactic, and surface-form signals make them less straightforward as substrates for the present linear measurement workflow.

### 2.2 Affective Meaning and the Semantic Differential

The affective reference axes used in this paper are motivated by work on connotative meaning and dimensional theories of affect. The Semantic Differential represents word meaning through ratings on bipolar scales and showed that much of this variation can be summarized by a small set of dimensions, classically evaluation, potency, and activity (Osgood et al., 1957). These dimensions map onto how affect theories organize emotion and connotative meaning in terms of valence, arousal, and dominance (Russell and Mehrabian, 1977; Russell, 1980). Valence captures the pleasant–unpleasant dimension of meaning; arousal captures activation level, ranging from calm to excited; and dominance captures perceived power or control, ranging from submissive to dominant. Large-scale affective norms provide human ratings of these dimensions for thousands of English lemmas (Warriner et al., 2013).

We use Valence, Arousal, and Dominance (VAD) as reference axes because they are well validated, low-dimensional, and theoretically interpretable.

The claim is not that VAD exhausts psychological meaning. Rather, VAD provides a controlled test case for the broader framework: if constructs can be represented as directions in a shared embedding space, then they can be projected onto any theoretically motivated reference axes, as long as it has a significant imprint in the embedding space. The space is therefore used as one interpretable coordinate system for comparing construct gradients, not as the only possible grounding space.

### 2.3 Psychological Constructs and Cross-Instrument Comparability

Psychological constructs are typically operationalized within specific instruments, scoring rules, and theoretical traditions. Personality research, for example, represents individual differences through hierarchical trait models, including broad Five-Factor Model domains and narrower facets (McCrae and John, 1992; John et al., 2008). Public-domain IPIP instruments provide item-level measures of these domains and facets (Goldberg, 1999; Goldberg et al., 2006). Such instruments support within-scale measurement, but they do not provide a common representation in which constructs from different instruments or datasets can be directly compared.

Recent work has used text representations to address related problems of construct comparability, including taxonomic incommensurability in psychological measurement (Wulff and Mata, 2025). Our approach differs in focus. Rather than comparing questionnaires through aggregate item similarity alone, we estimate construct-specific semantic gradients from item–outcome associations and place those gradients in a shared embedding space. This makes the semantic representation depend not only on item wording, but also on the empirical relationship between item text and the measured construct.

### 2.4 Supervised Semantic Differential

SSD estimates a semantic gradient from texts paired with a continuous outcome variable and interprets the resulting direction through its nearest-neighbor structure (Plisiecki et al., 2025). In its standard form, SSD is used to characterize how meaning varies with one outcome inside one dataset. The present paper extends this logic to cross-construct comparison. We estimate multiple construct gradients in the same embedding space, project them onto shared reference axes, and compare their resulting coordinates. This turns SSD

from a single-construct interpretive method into a framework for representing and analyzing psychological constructs semantically.

## 3 Method: Supervised Semantic Differential

SSD assumes a collection of documents  $d_i$  paired with continuous outcomes  $y_i$ . Each document is mapped to a dense vector  $\mathbf{x}_i \in \mathbb{R}^D$  via SIF-weighted word embeddings with removal of the top principal component to reduce anisotropy (Mu et al., 2017). The vectors are compressed with PCA to  $\tilde{\mathbf{x}}_i \in \mathbb{R}^K$  and a linear model is estimated:

$$y_i = \alpha + \beta^\top \tilde{\mathbf{x}}_i + \epsilon_i.$$

The coefficient vector is normalized to unit length to obtain the semantic gradient  $\hat{\beta}$ , back-projected to  $\mathbb{R}^D$ . The number of PCA components  $K$  is selected by a joint interpretability–stability sweep (AUCK; Plisiecki et al., 2025).

All analyses use GloVe 42B Common Crawl 300-dimensional embeddings (Pennington et al., 2014), L2-normalized with one component of anisotropy removed (Mu et al., 2017). Text preprocessing uses spaCy en\_core\_web\_lg (Montani et al., 2023) with  $a = 10^{-3}$  for SIF weighting.

## 4 Study 1: Affective Gradients

### 4.1 Data

We use the Warriner et al. (2013) affective norms providing Valence, Arousal, and Dominance ratings for 13,915 English words on 1–9 scales. Each word is treated as a single-token document; with `use_full_doc=True` the document vector equals the word embedding directly. Words not present in GloVe are excluded. The AUCK sweep searches  $K \in \{2, 4, \dots, 120\}$ ; Study 2 uses the same range.

### 4.2 Results

Table 1 reports regression statistics at the sweep-selected  $K$  for each dimension. All three axes yield highly significant fits ( $p < 10^{-10}$ ), confirming that the three affective dimensions have clear, recoverable geometric structure in GloVe space. Valence achieves the strongest fit ( $r = .73$ ), Dominance is intermediate ( $r = .67$ ), and Arousal is the weakest ( $r = .58$ ).

Dimension	$K$	$R_{\text{adj}}^2$	$F$	$p$	$r$
Valence	18	.535	876.2	$< 10^{-10}$	.73
Arousal	80	.335	87.4	$< 10^{-10}$	.58
Dominance	54	.451	209.5	$< 10^{-10}$	.67

Table 1: SSD regression results for VAD axis calibration (Warriner et al. norms).

Appendix A (Table 4) reports the full cluster structure at each pole of the three calibrated axes. The valence axis separates two positive clusters—*aesthetic excellence (stunning, wonderful, exquisite)* and *celebration/inspiration (inspired, celebrate, creative)*—from two negative clusters of *crime/threat (accusations, criminal, violent)* and *moral condemnation (disgusting, heinous, vile)*. The arousal axis yields a more fragmented positive side, with clusters ranging from *frenzied intensity (rage, frenzy, screaming)* through *violent horror (horrific, terrifying, brutal)* and *criminal violence (murder, assault, kidnapping)*, in contrast to two compact negative clusters of *domestic objects (shelf, drawer, container)* and *rural stillness (cottage, pastoral, meadow)*. The dominance positive pole combines *superlative quality (wonderful, fantastic, exceptional)* with *excellence and commitment vocabulary (dedication, commitment, professionalism)*; its negative pole encompasses *debilitating harm (severe, crippling, exacerbated)*, *disease and epidemic (epidemic, plague, cholera)*, *horrific suffering (horrid, dreadful, ghastly)*, and *mental crisis (psychotic, paranoia, suicidal)*. Together the high explained variance, along with the highly face valid gradient clusters prove that the three affective dimensions are well represented by their corresponding gradients.

## 5 Study 2: Mapping Discrete Emotions

### 5.1 Data and Method

The GoEmotions dataset (Demszky et al., 2020) provides 58,009 Reddit comments, each annotated by multiple raters for 27 emotion categories. For each emotion, the mean rater-agreement score across annotators ( $y_i \in [0, 1]$ ) is used as the SSD outcome, with one model fitted per emotion independently using the same PCA sweep settings as Study 1. Each emotion thus yields a unit gradient vector  $\hat{\beta}_e$  in the same GloVe space as the VAD reference vectors.

Before projection, each  $\hat{\beta}_e$  is orthogonalized against the normalized mean emotion vector  $\hat{\beta}$ , removing a shared “generic emotionality” direction, and renormalized to  $\beta_e^\perp$ . Affective coordinates are then:

$$(v_e, a_e, d_e) = (\beta_e^\perp \cdot \hat{\beta}_V, \beta_e^\perp \cdot \hat{\beta}_A, \beta_e^\perp \cdot \hat{\beta}_D).$$

## 5.2 Results

Table 2 reports regression statistics for all 27 emotions. All models reach significance ( $p < 10^{-10}$ ), though effect sizes vary considerably. Gratitude and Admiration achieve the highest correlations ( $r = .45$  and  $.44$  respectively), while low-frequency or semantically diffuse emotions such as Pride ( $r = .13$ ), Relief ( $r = .12$ ), and Realization ( $r = .14$ ) show the weakest fits.

Emotion	$K$	$R_{\text{adj}}^2$	$F$	$r$
Admiration	30	.193	457.9	.44
Amusement	120	.176	103.7	.42
Anger	30	.124	271.3	.35
Annoyance	30	.097	206.8	.31
Approval	24	.029	72.5	.17
Caring	72	.073	63.4	.27
Confusion	30	.027	54.1	.17
Curiosity	40	.019	29.2	.14
Desire	26	.019	44.1	.14
Disappointment	48	.050	64.7	.23
Disapproval	62	.043	42.6	.21
Disgust	116	.127	73.4	.36
Embarrassment	18	.024	79.5	.16
Excitement	16	.048	181.8	.22
Fear	44	.088	127.6	.30
Gratitude	38	.199	376.2	.45
Grief	52	.023	27.4	.16
Joy	32	.082	161.5	.29
Love	16	.047	176.3	.22
Nervousness	34	.038	67.7	.20
Optimism	36	.058	98.5	.24
Pride	26	.016	36.8	.13
Realization	28	.019	39.9	.14
Relief	54	.013	15.2	.12
Remorse	28	.033	72.0	.18
Sadness	120	.129	71.7	.36
Surprise	118	.079	42.6	.28

Table 2: SSD regression results for all 27 GoEmotions categories. All  $p < 10^{-10}$ .

Figure 1 shows the VAD positions of all 27 emotions. The valence ordering follows theoretical predictions closely: joy, admiration, love, and excitement anchor the positive end; annoyance, nervousness, embarrassment, anger, and fear anchor the negative end. On the arousal axis, emotions associated with activation (anger, fear, nervousness) score higher than low-arousal states (relief, sadness, confusion). Dominance (color) closely tracks valence ( $r = .96$  across emotions), largely recapitulating the positive–negative structure without adding significant independent information. A detrended analysis controlling for this overlap (Appendix C) reveals that once valence is removed, anger, annoyance, and disgust carry relatively higher residual dominance than fear and nervousness among the high-arousal negative emotions, consistent with the approach–avoidance distinction in dimensional

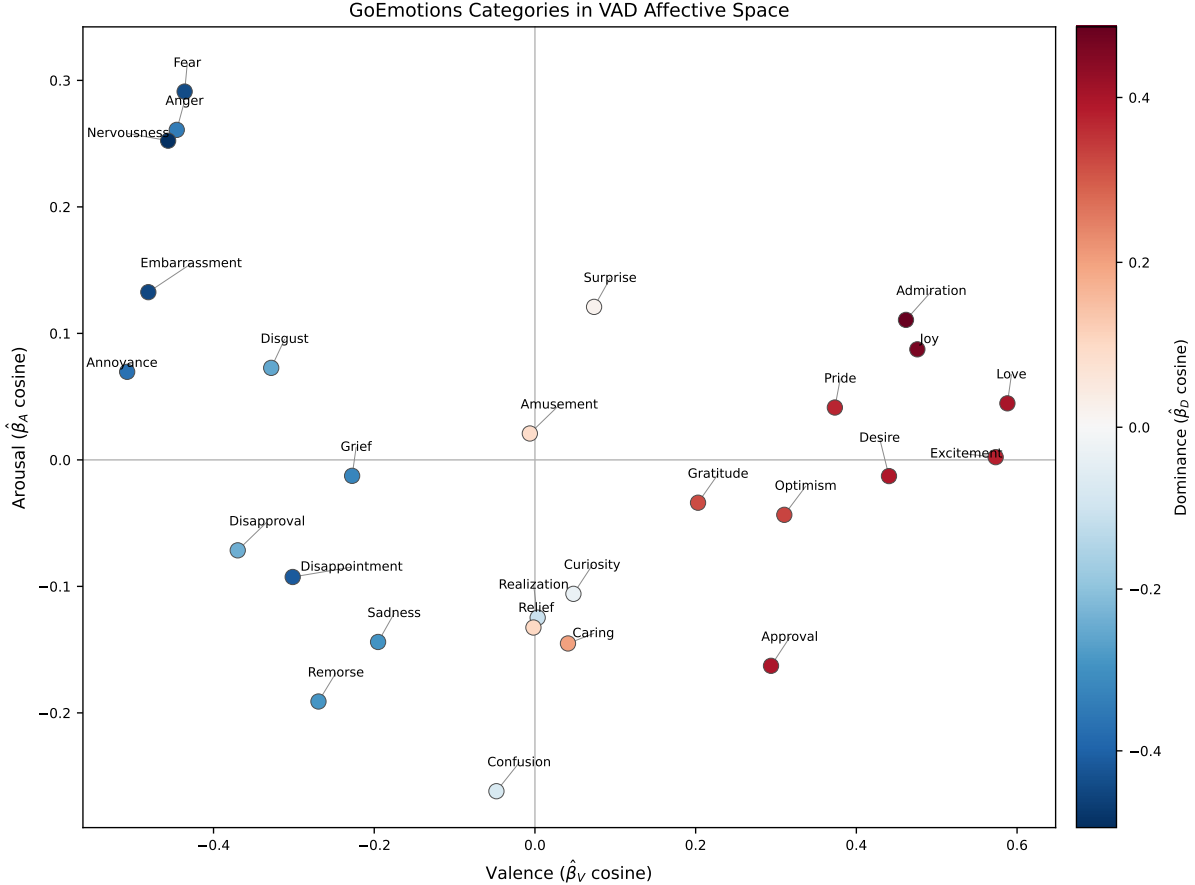


Figure 1: VAD coordinates of all 27 GoEmotions categories. Axes are cosine similarities with the calibrated  $\hat{\beta}_V$  (x) and  $\hat{\beta}_A$  (y) vectors; color indicates  $\hat{\beta}_D$  cosine (red = high dominance, blue = low dominance).

emotion theory. The full numerical coordinates are reported in Appendix B (Table 5). Cluster tables for all emotion gradients can be found in the Appendix D (Table 7).

## 6 Study 3: Mapping Big Five Personality Domains and Facets

### 6.1 Data

We use the IPIP-NEO-300 dataset (Johnson, 2014), comprising 307,313 participants who completed all 300 items of the NEO Personality Inventory. Items are scored on a 1–5 Likert scale; approximately half of items in each domain are negatively keyed and reverse-coded when computing domain and facet scores. The inventory covers five domains (Neuroticism N, Extraversion E, Openness O, Agreeableness A, Conscientiousness C) each divided into six facets of 10 items.

### 6.2 Constructing Item-Outcome Variables

For each domain (60 items) and facet (10 items), a factor score is computed as the mean of reverse-

coded item responses across participants. Pearson  $r$  between each item’s *original* (pre-reverse-code) responses and the factor score is computed across all 307,313 participants, yielding the SSD outcome variable. Using original rather than reverse-coded responses preserves text–label alignment: negatively-keyed items receive a negative  $r$  consistent with their wording, and positively-keyed items retain a positive  $r$ . The AUCK sweep searches  $K \in \{2, 4, \dots, K_{\max}\}$  where  $K_{\max} = \min(N_{\text{items}} - 2, 30)$  — capped at 30 rather than 120 because the small item counts (60 for domains, 10 for facets) make higher  $K$  prone to overfitting.

### 6.3 Results

Domain gradients are projected onto the VAD axes via cosine similarity, as in Study 2 (Section 5). Table 3 reports regression statistics for the five domains. Four of five reach significance; Agreeableness is non-significant ( $p = .27$ ), likely reflecting the semantic heterogeneity of its items (prosocial warmth items mixed with items referencing others’

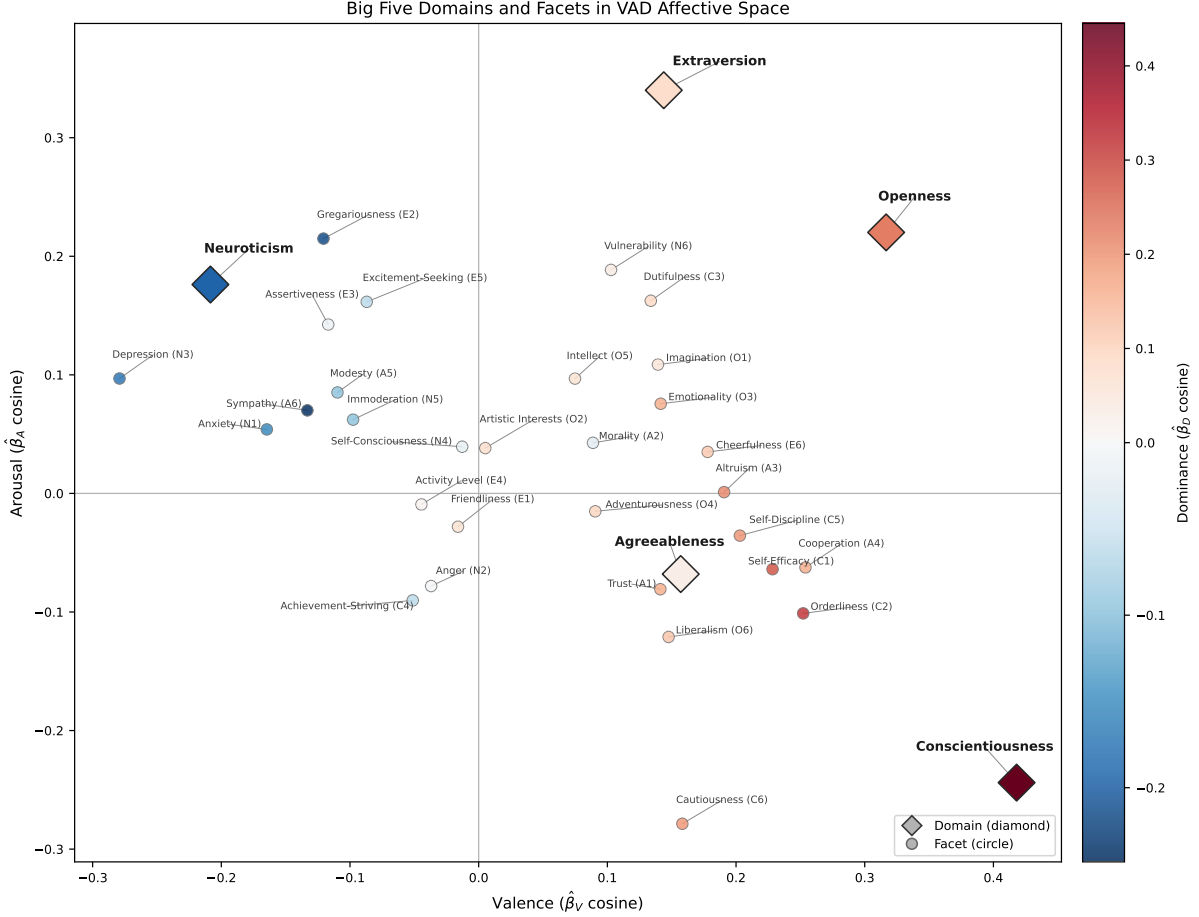


Figure 2: Big Five domains (diamonds) and facets (circles) in VAD affective space. Axes are cosine similarities with calibrated  $\hat{\beta}_V$  (x) and  $\hat{\beta}_A$  (y); color indicates  $\hat{\beta}_D$  cosine. Full coordinates in Appendix G.

suffering).

Domain	$K$	$R_{adj}^2$	$F$	$p$	$r$
Conscientiousness	20	.27	2.10	.023	.72
Openness	14	.27	2.55	.009	.67
Neuroticism	12	.28	2.89	.005	.65
Extraversion	2	.18	7.21	.002	.45
Agreeableness	14	.06	1.26	.269	.54

Table 3: SSD regression results for the five Big Five domains (sign-consistent method).

Figure 2 plots the five domain positions (squares) alongside all 30 facets (circles), with dominance encoded as color. The valence ordering  $C > O > A > E > N$  is theoretically coherent: Conscientiousness reaches the highest valence ( $V = +0.42$ ) and dominance ( $D = +0.45$ ) with the lowest arousal ( $A = -0.24$ ), placing it in the calm-control region. Neuroticism occupies the negative-valence/positive-arousal/negative-dominance region consistent with activated negative affect. Extraversion is distinguished by the highest arousal ( $A = +0.34$ ).

Facets generally cluster within their parent do-

main’s region of the space, providing qualitative support for the hierarchical structure of the Big Five. However, facet-level placements should be interpreted with caution: each model is fit on only 10 items, and only a minority of the 30 facet regressions reach conventional significance (see Appendix F, Table 9). The facet coordinates reported here and in Appendix G (Table 10) are exploratory and subject to greater sampling uncertainty than the domain-level estimates. Full numerical coordinates are provided in Table 10.

Appendix E (Table 8) presents the full cluster structure at each pole of the five domain-level semantic gradients. The Conscientiousness positive pole splits into quality assurance vocabulary (*ensure, achieve, optimal*) and product excellence descriptors (*high-quality, robust, sturdy*); its negative pole captures impulsivity and disorder (*stupidity/disrespect, behavioral incidents*). The Neuroticism positive pole encompasses online hostility/chaos (*evil, doom, chaos, madness*) and explicit emotional distress (*anger, fear, sadness, rage*),

while its negative pole groups budgeting and comfort/luxury vocabulary. The Openness positive pole is notably diverse—spanning hedonic pleasure, erotic fantasy, and culinary appreciation—while both negative clusters index political and legislative vocabulary, reflecting the Liberalism facet’s co-occurrence with political discourse in the GloVe training corpus. The Extraversion positive pole groups playful and joyous vocabulary (*fun, playful, lighthearted*) alongside enthusiasm and passion terms; its negative pole is dominated by procedural adverbs (*efficiently, smoothly, properly, comfortably*), another corpus artifact rather than a clear introversion signal. Agreeableness is omitted here as its domain-level model did not reach significance ( $p = .27$ ).

The alignment between these domain gradients and the GoEmotions emotion gradients from Study 2 is reported in Appendix H (Table 11), providing a direct illustration of the framework’s capacity for cross-construct comparison between otherwise separate measurement traditions.

## 7 Discussion

The three studies support the central premise that word embeddings can provide a shared representational space for psychological constructs. Rather than treating constructs only as scale scores within isolated instruments, SSD represents them as semantic gradients in a common geometry. This makes it possible to compare emotion categories, personality domains, and personality facets using the same operations: projection onto reference axes, neighborhood inspection, and cross-construct positioning; and regardless of whether they were measured during the same study. The contribution is therefore not only a mapping of constructs into affective space, but a broader framework for making constructs from different studies semantically comparable.

The VAD analyses provide an initial validation of this framework. Study 1 shows that Valence, Arousal, and Dominance can be recovered as interpretable semantic directions in GloVe space, although their strength varies. Study 2 then shows that emotion gradients estimated from GoEmotions occupy theoretically meaningful positions when projected onto these axes: positive emotions cluster on the positive-valence side, whereas fear, anger, nervousness, embarrassment, and annoyance occupy the negative-valence and higher-arousal re-

gion. Dominance is also strongly entangled with valence across emotion categories, which is theoretically expected: affective dominance, potency, and perceived control are often intertwined with evaluative meaning (Russell and Mehrabian, 1977). The valence detrended residual pattern (Appendix C) is modest but interpretable, with anger, annoyance, and disgust showing relatively higher dominance than fear and nervousness. This suggests that the dominance gradient is not reducible to valence alone, even though the two dimensions are strongly coupled.

The personality analysis demonstrates the cross-construct use case more directly. The Big Five domains come from a different measurement tradition than emotion labels, yet their SSD gradients can be projected into the same affective reference space. The resulting domain placements are theoretically coherent: Conscientiousness occupies a high-valence, high-dominance, low-arousal region, consistent with its association with important life outcomes (Roberts et al., 2007) and with structural accounts emphasizing industriousness, order, self-control, and responsibility (Roberts et al., 2005). Neuroticism occupies a negative-valence, high-arousal, low-dominance region, consistent with work linking Neuroticism to threat sensitivity and affective reactivity (Robinson et al., 2025). Extraversion is distinguished primarily by high arousal. Furthermore, aligning these domain gradients with the GoEmotions emotion gradients (Appendix H) produces interpretable cross-construct correspondences: Neuroticism with remorse and anger, Extraversion with joy and love, and Conscientiousness against embarrassment and nervousness. The facet-level results are more exploratory, since each facet is estimated from only ten items and only a minority of facet regressions reach conventional significance. Nevertheless, they illustrate how shared semantic spaces can expose within-domain heterogeneity that broad trait scores may obscure.

The central interpretive constraint is that the method estimates the semantics of construct measurement language, not the latent construct in isolation. In the personality study, gradients are derived from item texts weighted by their empirical association with domain or facet scores. The resulting coordinates therefore describe how a construct is linguistically operationalized in the instrument. This distinction is important because questionnaire items often refer to situations, social comparisons,

or external negative content that are not identical to the evaluative meaning of the trait itself. At the same time, many psychological constructs are not independent of meaning: they are partly constituted through shared appraisals, self-descriptions, behavioral interpretations, and culturally available concepts (Danziger, 1997; Sparti, 2001; Markus and Kitayama, 1991). For such constructs, semantic gradients may capture aspects of their latent instantiation that are not visible from scale scores alone, because they recover the meaning bundle through which the construct is expressed and understood. More generally, the artifact-like clusters observed for some personality domains expose an open methodological problem: questionnaire-derived gradients are estimated from a small number of short item texts, so limited textual variance can leave the direction underconstrained and sensitive to accidental lexical or corpus-specific regularities.

Future work should examine how to stabilize questionnaire-derived construct gradients. Possible directions include item bootstrapping, stronger regularization, paraphrase augmentation, larger external item pools, and alternative representation models. Sentence-level transformer embeddings are a natural candidate, especially given recent work using such representations to compare psychological questionnaires (Wulff and Mata, 2025). In the present framework, these embeddings could be regressed onto item–factor correlations rather than used only for aggregate item similarity, potentially capturing compositional item meaning more directly. However, contextual representations introduce their own difficulty: their manifolds may entangle semantic, syntactic, pragmatic, and surface-form information in ways that make distilled gradients harder to interpret or compare across constructs. Thus, a sentence-embedding gradient may appear more stable while making it less clear whether the signal reflects construct-relevant semantics or model-specific artifacts. Determining when contextual embeddings improve construct-space measurement, and when they obscure it, remains an important open question.

## 8 Conclusion

This paper introduced a framework for representing psychological constructs as semantic gradients in a shared embedding space. Across three studies, we showed that Valence–Arousal–Dominance

axes can be recovered from word-level norms, that emotion categories from GoEmotions occupy theoretically meaningful positions when projected onto these axes, and that Big Five personality domains and facets can be situated in the same affective reference space. More broadly, the results suggest that embedding spaces can serve as infrastructure for construct-level comparison: psychological phenomena measured in different datasets, instruments, and research traditions can be expressed in a common semantic geometry, enabling comparisons that are not available from isolated scale scores alone. VAD provides one compact reference frame for this purpose, but the same approach could be extended to other theoretically motivated dimensions such as agency, morality, sociality, concreteness, epistemic certainty, or ideology. In line with measurement-oriented views of representation quality (Plisiecki, 2026), construct-space methods should be evaluated not only by whether a gradient fits its source variable, but also by whether the resulting placement is stable, interpretable, and supported by nearest-neighbor evidence.

## Limitations

The approach inherits the known limitations of GloVe embeddings, including insensitivity to negation, context dependence, and biases encoded in the training corpus. The VAD axes are calibrated on word norms from a convenience sample primarily of native English speakers; cross-linguistic generalization is not evaluated here. VAD also provides only one low-dimensional reference frame for psychological meaning, and its axes should not be treated as exhaustive or fully independent. In particular, the strong overlap between Valence and Dominance in the emotion analysis shows that projected coordinates can reflect shared semantic structure rather than separable psychological dimensions.

For the Big Five analysis, item-factor correlations are computed within the IPIP-NEO-300 sample, which over-represents educated, Western, and English-speaking populations (Johnson, 2014). Facet-level models are fit with only 10 items, constraining statistical power; confidence intervals via item-level bootstrapping are a natural next step. More generally, the method estimates the semantics of construct measurement language, not the latent construct in isolation. Items referencing negative external content (e.g., Sympathy) may therefore

yield depressed valence estimates that reflect item phrasing rather than trait valence, a limit of purely lexical semantic representations.

## Ethical Considerations

SSD is not designed as a predictive or profiling technology. The gradients estimated here characterize aggregate semantic regularities in large datasets and should not be used to make inferences about individuals. More broadly, semantic placements should not be reified as objective definitions of psychological constructs or as evidence about the traits, capacities, or values of particular persons or groups. Because embedding spaces can encode social and cultural biases from their training corpora, construct gradients may reproduce or amplify those biases if used without qualitative inspection and external validation.

All datasets used are publicly available for research purposes. The IPIP-NEO-300 data are anonymous and collected under informed consent. The text of this manuscript was partially polished with the assistance of a Large Language Model; all revised passages were reviewed and corrected by the author.

## References

- Kurt Danziger. 1997. *Naming the Mind: How Psychology Found Its Language*, 1st ed edition. SAGE Publications, London.
- Dorottya Demszky, Dana Movshovitz-Attias, Jeongwoo Ko, Alan Cowen, Gaurav Nemade, and Sujith Ravi. 2020. [GoEmotions: A Dataset of Fine-Grained Emotions](#). In *Proceedings of the 58th Annual Meeting of the Association for Computational Linguistics*, pages 4040–4054, Online. Association for Computational Linguistics.
- Nikhil Garg, Londa Schiebinger, Dan Jurafsky, and James Zou. 2018. [Word embeddings quantify 100 years of gender and ethnic stereotypes](#). *Proceedings of the National Academy of Sciences*, 115(16).
- Lewis R. Goldberg. 1999. [A broad-bandwidth, public domain, personality inventory measuring the lower-level facets of several five-factor models](#). *Personality psychology in Europe*, 7(1):7–28.
- Lewis R. Goldberg, John A. Johnson, Herbert W. Eber, Robert Hogan, Michael C. Ashton, C. Robert Cloninger, and Harrison G. Gough. 2006. [The international personality item pool and the future of public-domain personality measures](#). *Journal of Research in Personality*, 40(1):84–96.
- Gabriel Grand, Idan Asher Blank, Francisco Pereira, and Evelina Fedorenko. 2022. [Semantic projection recovers rich human knowledge of multiple object features from word embeddings](#). *Nature Human Behaviour*, pages 1–13.
- William L. Hamilton, Jure Leskovec, and Dan Jurafsky. 2016. [Diachronic Word Embeddings Reveal Statistical Laws of Semantic Change](#). In *Proceedings of the 54th Annual Meeting of the Association for Computational Linguistics (Volume 1: Long Papers)*, pages 1489–1501, Berlin, Germany. Association for Computational Linguistics.
- Oliver P. John, Laura P. Naumann, and Christopher J. Soto. 2008. [Paradigm shift to the integrative big five trait taxonomy](#). In *Handbook of personality: Theory and research*, volume 3, pages 114–158. New York: Guilford.
- John A. Johnson. 2014. [Measuring thirty facets of the Five Factor Model with a 120-item public domain inventory: Development of the IPIP-NEO-120](#). *Journal of Research in Personality*, 51:78–89.
- Austin C. Kozlowski, Matt Taddy, and James A. Evans. 2019. [The Geometry of Culture: Analyzing the Meanings of Class through Word Embeddings](#). *American Sociological Review*, 84(5):905–949.
- Hazel R. Markus and Shinobu Kitayama. 1991. [Culture and the self: Implications for cognition, emotion, and motivation](#). *Psychological Review*, 98(2):224–253.
- Robert R. McCrae and Oliver P. John. 1992. [An Introduction to the Five-Factor Model and Its Applications](#). *Journal of Personality*, 60(2):175–215.
- Tomas Mikolov, Kai Chen, Greg Corrado, and Jeffrey Dean. 2013. [Efficient estimation of word representations in vector space](#). *arXiv preprint arXiv:1301.3781*.
- Ines Montani, Matthew Honnibal, Adriane Boyd, Sofie Van Landeghem, and Henning Peters. 2023. [explosion/spaCy: v3.7.2: Fixes for APIs and requirements](#).
- Jiaqi Mu, Suma Bhat, and Pramod Viswanath. 2017. [All-but-the-Top: Simple and Effective Postprocessing for Word Representations](#). *arXiv preprint*. Version Number: 2.
- Charles Egerton Osgood, George J. Suci, and Percy H. Tannenbaum. 1957. *The measurement of meaning*. University of Illinois Press, Urbana-Champaign.
- Jeffrey Pennington, Richard Socher, and Christopher Manning. 2014. [Glove: Global Vectors for Word Representation](#). In *Proceedings of the 2014 Conference on Empirical Methods in Natural Language Processing (EMNLP)*, pages 1532–1543, Doha, Qatar. Association for Computational Linguistics.
- Hubert Plisiecki. 2026. [The Prediction-Measurement Gap: Toward Meaning Representations as Scientific Instruments](#). *arXiv preprint*. Version Number: 1.

Hubert Plisiecki, Paweł Lenartowicz, Artur Pokropek, Kinga Małyska, and Maria Flakus. 2025. [Measuring Individual Differences in Meaning: The Supervised Semantic Differential](#).

Brent W. Roberts, Oleksandr S. Chernyshenko, Stephen Stark, and Lewis R. Goldberg. 2005. [THE STRUCTURE OF CONSCIENTIOUSNESS: AN EMPIRICAL INVESTIGATION BASED ON SEVEN MAJOR PERSONALITY QUESTIONNAIRES](#). *Personnel Psychology*, 58(1):103–139.

Brent W. Roberts, Nathan R. Kuncel, Rebecca Shiner, Avshalom Caspi, and Lewis R. Goldberg. 2007. [The Power of Personality: The Comparative Validity of Personality Traits, Socioeconomic Status, and Cognitive Ability for Predicting Important Life Outcomes](#). *Perspectives on Psychological Science*, 2(4):313–345.

Michael D. Robinson, Roberta L. Irvin, Muhammad R. Asad, and Hamidreza Fereidouni. 2025. [Neuroticism’s link to threat sensitivity: Evidence from a dynamic affect reactivity task](#). *Emotion*, 25(4):884–895.

James A. Russell. 1980. [A circumplex model of affect](#). *Journal of Personality and Social Psychology*, 39:1161–1178. Place: US.

James A Russell and Albert Mehrabian. 1977. [Evidence for a three-factor theory of emotions](#). *Journal of Research in Personality*, 11(3):273–294.

Davide Sparti. 2001. [Making up People: On Some Looping Effects of the Human Kind - Institutional Reflexivity or Social Control?](#) *European Journal of Social Theory*, 4(3):331–349.

Amy Beth Warriner, Victor Kuperman, and Marc Brysbaert. 2013. [Norms of valence, arousal, and dominance for 13,915 English lemmas](#). *Behavior Research Methods*, 45(4):1191–1207.

Dirk U. Wulff and Rui Mata. 2025. [Semantic embeddings reveal and address taxonomic incommensurability in psychological measurement](#). *Nature Human Behaviour*, 9(5):944–954.

## A VAD Axis Cluster Tables

Axis	Pole	$N$	Cluster	Summary (Top Words)
Valence	+	60	<i>Aesthetic excellence:</i>	<i>stunning, wonderful, superb, exquisite, fabulous, elegant, delightful</i>
	+	40	<i>Celebration &amp; inspiration:</i>	<i>inspired, celebrate, inspiration, enjoy, creative, showcase</i>
	–	56	<i>Crime &amp; threat:</i>	<i>accusations, harassment, crimes, attacks, criminal, violent, abuses</i>
	–	44	<i>Moral condemnation:</i>	<i>disgusting, reprehensible, despicable, heinous, shameful, vile</i>
Arousal	+	17	<i>Frenzy &amp; rage:</i>	<i>insane, screaming, rage, frenzy, hardcore, extreme, raging</i>
	+	9	<i>Unleashed havoc:</i>	<i>unleash, wreaking, havoc, inflict, unbridled, onslaught</i>
	+	22	<i>Violent horror:</i>	<i>horrific, terrifying, brutal, violent, frightening, vicious, deadly</i>
	+	16	<i>Criminal violence:</i>	<i>murder, killing, assault, rape, kidnapping, attack, terror</i>
Dominance	–	59	<i>Domestic objects:</i>	<i>rectangular, tray, flat, circular, shelf, container, drawer, tapered</i>
	–	41	<i>Rural stillness:</i>	<i>cottage, pastoral, meadow, cemetery, pasture, composed, adjoining</i>
	+	62	<i>Superlative quality:</i>	<i>wonderful, fantastic, exceptional, excellent, superb, fabulous, unique</i>
	+	38	<i>Excellence &amp; commitment:</i>	<i>creativity, dedication, commitment, professionalism, excellence, generosity</i>
	–	38	<i>Debilitating harm:</i>	<i>caused, causing, severe, worse, debilitating, crippling, exacerbated</i>
	–	26	<i>Disease &amp; epidemic:</i>	<i>epidemic, outbreak, cholera, plague, deaths, malnutrition, poisoning</i>
	–	17	<i>Horrific suffering:</i>	<i>horrid, horrific, dreadful, horrendous, hideous, ghastly, hellish</i>
	–	11	<i>Mental crisis:</i>	<i>psychotic, paranoia, psychosis, hallucinations, suicidal, paranoid</i>

Table 4: Cluster structure at the poles of the three calibrated VAD semantic gradients (top-100 neighbors,  $k$ -means  $k \in [2, 8]$ ).  $N$  = cluster size. Clusters ordered by centroid–gradient alignment.

## B GoEmotions VAD Coordinates

Emotion	V	A	D
Love	+0.59	+0.04	+0.40
Excitement	+0.57	+0.00	+0.38
Joy	+0.48	+0.09	+0.46
Admiration	+0.46	+0.11	+0.49
Desire	+0.44	-0.01	+0.39
Pride	+0.37	+0.04	+0.37
Optimism	+0.31	-0.04	+0.33
Approval	+0.29	-0.16	+0.40
Gratitude	+0.20	-0.03	+0.32
Surprise	+0.07	+0.12	+0.02
Curiosity	+0.05	-0.11	-0.03
Caring	+0.04	-0.15	+0.20
Realization	+0.00	-0.12	-0.11
Relief	+0.00	-0.13	+0.10
Amusement	-0.01	+0.02	+0.09
Confusion	-0.05	-0.26	-0.08
Sadness	-0.20	-0.14	-0.30
Grief	-0.23	-0.01	-0.33
Remorse	-0.27	-0.19	-0.29
Disappointment	-0.30	-0.09	-0.42
Disgust	-0.33	+0.07	-0.26
Disapproval	-0.37	-0.07	-0.24
Fear	-0.44	+0.29	-0.44
Anger	-0.45	+0.26	-0.35
Nervousness	-0.46	+0.25	-0.49
Embarrassment	-0.48	+0.13	-0.45
Annoyance	-0.51	+0.07	-0.37

Table 5: VAD coordinates of all 27 GoEmotions emotion categories (cosine similarity with calibrated axes), sorted by valence.

Emotion	V	A	D	D'
Love	+0.59	+0.04	+0.40	-0.13
Excitement	+0.57	+0.00	+0.38	-0.14
Joy	+0.48	+0.09	+0.46	+0.03
Admiration	+0.46	+0.11	+0.49	+0.07
Desire	+0.44	-0.01	+0.39	-0.01
Pride	+0.37	+0.04	+0.37	+0.03
Optimism	+0.31	-0.04	+0.33	+0.05
Approval	+0.29	-0.16	+0.40	+0.13
Gratitude	+0.20	-0.03	+0.32	+0.13
Surprise	+0.07	+0.12	+0.02	-0.04
Curiosity	+0.05	-0.11	-0.03	-0.07
Caring	+0.04	-0.15	+0.20	+0.16
Realization	+0.00	-0.12	-0.11	-0.11
Relief	+0.00	-0.13	+0.10	+0.10
Amusement	-0.01	+0.02	+0.09	+0.09
Confusion	-0.05	-0.26	-0.08	-0.04
Sadness	-0.20	-0.14	-0.30	-0.12
Grief	-0.23	-0.01	-0.33	-0.12
Remorse	-0.27	-0.19	-0.29	-0.04
Disappointment	-0.30	-0.09	-0.42	-0.14
Disgust	-0.33	+0.07	-0.26	+0.04
Disapproval	-0.37	-0.07	-0.24	+0.10
Fear	-0.44	+0.29	-0.44	-0.04
Anger	-0.45	+0.26	-0.35	+0.06
Nervousness	-0.46	+0.25	-0.49	-0.08
Embarrassment	-0.48	+0.13	-0.45	-0.01
Annoyance	-0.51	+0.07	-0.37	+0.10

Table 6: VAD coordinates with valence-detrended dominance  $D' = D - (0.91V - 0.002)$ , sorted by valence.

## C Detrended Dominance Analysis

Raw dominance correlates strongly with valence across the 27 emotion categories ( $r = .96$ ), largely recapitulating the positive-negative structure. To isolate dominance-specific information, we regress dominance on valence ( $D = 0.91V - 0.002$ ) and compute residuals  $D' = D - \hat{D}$ . Figure 3 plots valence against  $D'$ , with arousal encoded as color.

The key separation is within the negative high-arousal cluster: anger ( $D' = +0.06$ ), annoyance ( $D' = +0.10$ ), and disgust ( $D' = +0.04$ ) lie above zero, while fear ( $D' = -0.04$ ) and nervousness ( $D' = -0.08$ ) fall below, consistent with anger being associated with approach and control and fear with avoidance and submission. Table 6 reports the full detrended coordinates.

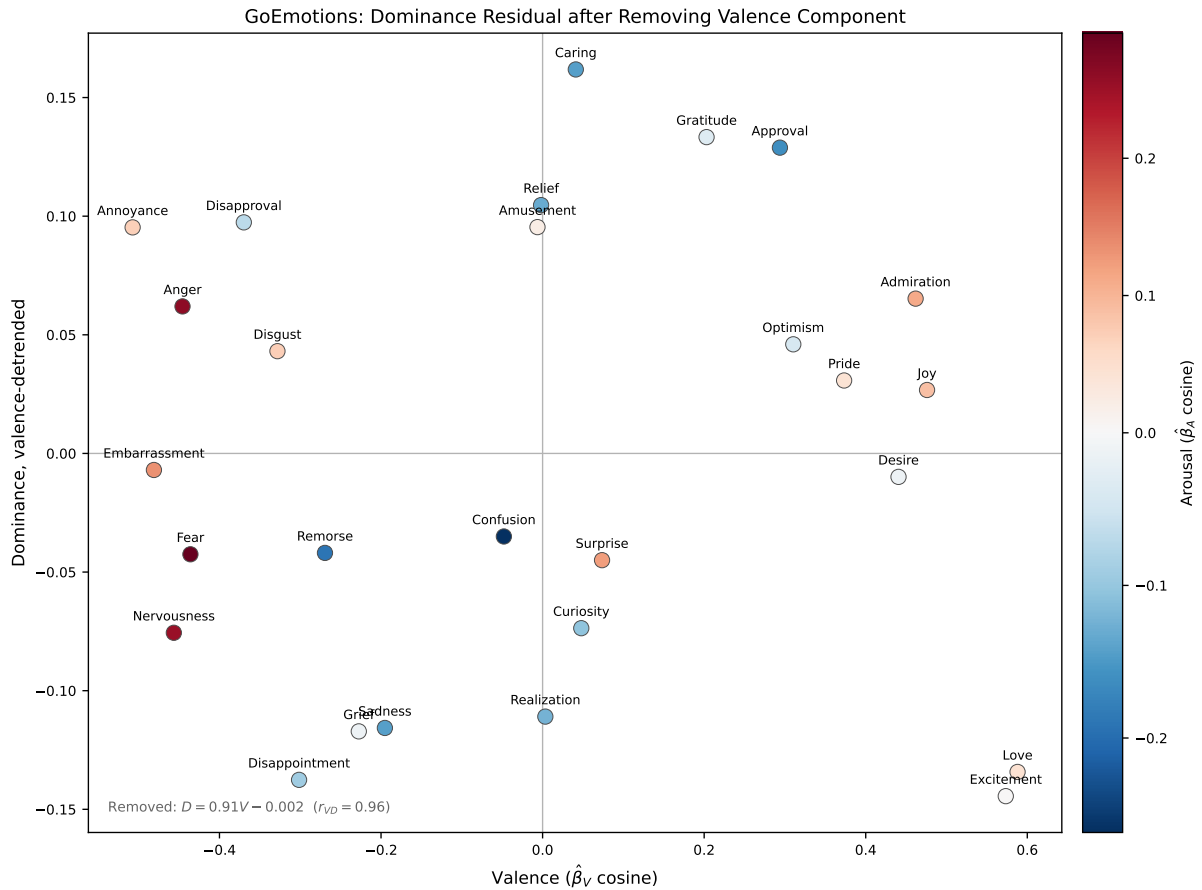


Figure 3: Valence versus valence-detrended dominance ( $D'$ ) for all 27 GoEmotions categories. Color encodes arousal (red = high, blue = low). Among negative high-arousal emotions, anger, annoyance, and disgust carry positive  $D'$  (relatively dominant given their valence) whereas fear and nervousness carry negative  $D'$  (relatively submissive), consistent with the approach–avoidance distinction.



Table 7 continued from previous page

Emotion	Pole	N	Cluster Summary (Top Words / Excerpt)
Desire	+	31	<i>Aspirational striving: strive, nurture, inspire, embrace, rediscover, reconnect, unite, cherish</i>
	+	69	<i>Wanting and wishing: want, 'll, wish, able, decide, wanting, need, forget</i>
	-	15	<i>Unnerving stimuli: disconcerting, unnerving, startling, disturbing, muffled, shrill, alarming, startled</i>
	-	85	<i>Absurdity and mockery: laughable, ludicrous, idiotic, absurd, moronic, insulting, pathetic, hypocritical</i>
Disappointment	+	31	<i>Severe harm: badly, terribly, severely, horribly, hampered, hurt, crippled, painfully</i>
	+	18	<i>Blame and suffering: blamed, plagued, blame, woes, disastrous, suffered, exacerbated, blaming</i>
	-	7	<i>Administrative jargon: authorizing, authorizes, designate, memorandum, convene, confer, proponent</i>
	-	21	<i>Distinctive features: unique, combines, incorporates, distinctive, utilizes, blend, blends, uses</i>
Disapproval	+	58	<i>Misleading and unethical: misleading, unfair, untrue, absurd, ludicrous, dishonest, unethical, inaccurate</i>
	+	42	<i>Counter-argumentation: contrary, argue, necessarily, justify, oppose, reject, disagree, imply</i>
	-	3	<i>Reminiscing: recollections, reminiscences, reminiscing</i>
	-	14	<i>Family relations: niece, granddaughter, grandpa, grandson, grandma, nephew, nephews, nieces</i>
Disgust	+	49	<i>Awful and nasty: awful, smelly, horrible, stinky, nasty, ugly, filthy, rotten</i>
	+	51	<i>Disgraceful and shameful: disgusting, disgraceful, appalling, shameful, reprehensible, heinous, deplorable, horrid</i>
	-	17	<i>Serene and tranquil: serene, tranquil, calm, contemplative, paradise, solace, respite, repose</i>
	-	19	<i>Theoretical scepticism: proponents, doubted, theorists, hypothesis, theoretically, sceptical, hypotheses, hypothesized</i>
Embarrassment	+	17	<i>Uncomfortable and awkward: embarrassing, uncomfortable, painful, annoying, unpleasant, awkward, irritating, embarrassment</i>
	+	16	<i>Ridiculous and pathetic: ridiculous, ludicrous, laughable, idiotic, outrageous, pathetic, moronic, downright</i>
	-	66	<i>Professional expertise: expertise, established, knowledge, partnership, collaboration, excellence, engineering, dedicated</i>
	-	34	<i>Gaming and fantasy: mc, gaia, disciple, feng, alchemy, blacksmith, shui, co-op</i>
Excitement	+	45	<i>Festive celebration: celebration, weekend, festive, celebrate, festivities, thanksgiving, celebrating, summer</i>
	+	55	<i>Wonderful and spectacular: wonderful, fantastic, delightful, amazing, exciting, fabulous, unforgettable, spectacular</i>
	-	10	<i>Incorrect and erroneous: incorrect, erroneous, inaccurate, faulty, correct, improper, insufficient, defective</i>
	-	9	<i>Assertions: assertion, assertions, asserting, asserted, assert, refute, accusation, presumption</i>
Fear	+	80	<i>Terrifying: terrifying, frightening, horrifying, horrific, dreadful, horrible, disturbing, terrible — “There’s this which is terrifying to think about”</i>
	+	20	<i>Feeling terrified: terrified, frightened, scared, fearful, panicked, horrified, fear, alarmed — “That’s what I’m terrified of.”</i>
	-	10	<i>Academic honours: honors, graduated, honours, scholarship, alumnus, mathematics, laude, majored</i>
	-	10	<i>Philosophical tradition: philosophy, tradition, ethos, tenets, pluralism, egalitarian, epistemology, rests</i>
Gratitude	+	46	<i>Thanks and gratitude: thank, grateful, thankful, congratulations, gratitude, glad, thanking, sincerely</i>
	+	27	<i>Informal thanks: thanx, thanks, congrats, :-), pmhi, pmthanks, amthanks, amhi</i>
	-	29	<i>Assault and harassment: raped, assaulted, harassed, handcuffed, molested, beaten, interrogated, humiliated</i>
	-	20	<i>Obsession and delusion: obsessed, wannabe, vampires, pretends, deranged, inexplicably, loner, imagines</i>

Continued on next page...

Table 7 continued from previous page

Emotion	Pole	N	Cluster Summary (Top Words / Excerpt)
Grief	+	35	<i>Suffering and illness: suffering, suffered, suffer, illness, debilitating, injuries, devastating, afflicted</i>
	+	36	<i>Death and tragedy: killed, death, died, dying, victims, victim, murdered, survived</i>
	–	29	<i>Risque slang: naughty, slutty, kinky, hottie, raunchy, lesbo, freaky, saucy</i>
	–	17	<i>Bureaucratic procedure: bylaws, zoning, by-laws, bylaw, rulemaking, clarification, omb, fcc</i>
Joy	+	16	<i>Cheerful sociability: joyful, joyous, cheerful, playful, cheery, celebratory, boisterous, fun-filled — “Wow! What a joyous companion. . . How wonderful!!!”</i>
	+	30	<i>Festive celebration: christmas, celebration, birthday, thanksgiving, easter, holiday, xmas, festive — “This is amazing. This is how Christmas should be.”</i>
	–	58	<i>Misleading claims: misleading, allegations, falsely, wrongly, inaccurate, erroneously, alleges, allege</i>
	–	42	<i>Removal and damage: removed, removing, scratched, unsightly, remove, discolored, traces, discoloration</i>
Love	+	21	<i>Beloved and adored: loved, love, beloved, loves, loving, favorite, lover, adore</i>
	+	18	<i>Fairy-tale romance: fairy, tale, fairytale, princess, enchanted, fairies, wonderland, romance</i>
	–	47	<i>Unacceptable and unfair: unacceptable, unfair, misleading, ineffective, unnecessary, inaccurate, ludicrous, unreasonable</i>
	–	53	<i>Violations and penalties: violations, penalties, enforcement, violation, officials, imposed, delays, fines</i>
Nervousness	+	51	<i>Anxious and fearful: anxious, frightened, frustrated, fearful, terrified, scared, worried, agitated</i>
	+	49	<i>Physical symptoms: nausea, dizziness, headaches, tiredness, discomfort, symptoms, headache, vomiting</i>
	–	48	<i>Religious scripture: scripture, scriptures, teachings, biblical, testament, bible, tradition, scriptural</i>
	–	52	<i>Honour and awards: honor, award, honour, medal, engraved, excellence, honors, heritage</i>
Optimism	+	34	<i>Hopeful endeavour: regain, endeavors, endeavor, revive, hopeful, momentum, prosperous, embark</i>
	+	11	<i>Thanks and good wishes: congrats, thanks, glad, luck, thanx, bye, thankful, goodluck</i>
	–	37	<i>Shouting and screaming: yelled, shouted, screamed, yelling, shouting, screaming, angrily, loudly</i>
	–	35	<i>Hateful language: hateful, vulgar, insulting, sexist, obscene, demeaning, derogatory, disgusting</i>
Pride	+	27	<i>Grateful and thrilled: grateful, fortunate, pleased, thrilled, delighted, impressed, proud, immensely</i>
	+	14	<i>Respected and honoured: respected, honored, esteemed, honoured, renowned, admired, welcomed, fellow</i>
	–	30	<i>Technical workarounds: disable, delete, deleting, config, redirect, manually, disabling, workaround</i>
	–	70	<i>Confusion and typos: confusion, incorrect, weird, avoid, unintentional, typos, misuse, typo</i>
Realization	+	26	<i>Speculation and foresight: predict, speculate, comprehend, contemplate, anticipate, examine, foresee, theoretically</i>
	+	74	<i>Epistemic hedging: actually, perhaps, realize, probably, however, might, think, unfortunately</i>
	–	7	<i>Informal slang: hott, hawt, bangin, punchy, loveable, zesty, channelsend</i>
	–	35	<i>Thanks and blessing: thanx, congrats, awesome, bro, thankyou, congratulations, cheers, bless</i>
Relief	+	43	<i>Physical tiredness: feeling, tired, thankfully, asleep, woke, stay, staying, awake</i>
	+	16	<i>Soothing and relaxing: soothing, relaxing, relax, calming, soothe, rejuvenate, rejuvenating, relaxation</i>
	–	45	<i>Insulting language: insulting, idiotic, sexist, ludicrous, disrespectful, racist, absurd, demeaning</i>
	–	12	<i>Pop artists: nicki, minaj, gaga, rappers, soulja, will.i.am, diss, ashanti</i>

Continued on next page. . .

Table 7 continued from previous page

Emotion	Pole	N	Cluster Summary (Top Words / Excerpt)
Remorse	+	20	<i>Apologies and regret: sorry, apologize, apologies, apologise, regret, forgive, regrets, dear</i>
	+	18	<i>Complaining and blame: complaining, complain, complained, complains, blaming, blame, ignored, ignoring</i>
	-	36	<i>Innovative and pioneering: innovative, pioneering, cutting-edge, groundbreaking, ground-breaking, visionary, pioneered, entrepreneurial</i>
	-	64	<i>World-class showcase: world-class, showcasing, showcases, showcase, combines, exhilarating, eclectic, showcased</i>
Sadness	+	40	<i>Grief and sorrow: grief, sadness, sorrow, anguish, despair, loneliness, heartache, disappointment</i>
	+	60	<i>Suffering and misery: badly, terribly, sad, suffering, hurt, severely, miserable, unhappy</i>
	-	6	<i>Mathematical notation: integers, multiplying, numerals, permutations, longitude, millimeter</i>
	-	21	<i>Costumes and attire: attire, donning, donned, garb, sported, costumes, decked, costumed</i>
Surprise	+	46	<i>Astonished and shocked: astonished, shocked, amazed, horrified, stunned, surprised, appalled, disgusted</i>
	+	44	<i>Astonishing and extraordinary: astonishing, incredible, remarkable, astounding, extraordinary, unbelievable, surprising, startling</i>
	-	7	<i>Foreign name tokens: jia, yin, jie, qi, wid, capricorn, leone</i>
	-	9	<i>Medical conditions: prognosis, cystic, scoliosis, predisposition, musculoskeletal, hcc, diseased, descendants</i>

## E Big Five Domain Cluster Tables

Table 8: Cluster structure at the poles of the five Big Five domain semantic gradients (top-100 neighbors,  $k$ -means  $k \in [2, 8]$ ).  $N$  = cluster size; top two clusters per pole shown.

Domain	Pole	$N$	Cluster Summary (Top Words)
Conscientiousness	+	57	<i>Quality assurance: ensure, achieve, ensuring, deliver, quality, optimal, maintain, optimum</i>
	+	43	<i>Product excellence: high-quality, robust, durable, elegant, excellent, sleek, sturdy</i>
	-	27	<i>Stupidity &amp; disrespect: stupid, idiotic, irresponsible, obnoxious, disrespectful, crazy</i>
	-	21	<i>Behavioral incidents: caused, incident, alleged, outburst, inexplicable, misconduct</i>
Neuroticism	+	25	<i>Online hostility &amp; chaos: aka, evil, ghost, doom, chaos, dead, madness, lyrics</i>
	+	19	<i>Emotional distress: anger, fear, feelings, sadness, hatred, rage, emotions, jealousy</i>
	-	58	<i>Budgeting &amp; planning: afford, spend, ordinarily, accustomed, procure, devote, anticipate</i>
	-	42	<i>Comfort &amp; luxury: comfortable, accommodations, comforts, sumptuous, upscale, indulge, unwind</i>
Extraversion	+	56	<i>Enthusiastic energy: enthusiasm, excitement, joy, passion, happiness, optimism, laughter</i>
	+	44	<i>Playful joviality: fun, playful, joyous, comical, lighthearted, joyful, whimsical</i>
	-	44	<i>Functional instructions: properly, able, effectively, allow, determine, maintain, utilize</i>
	-	28	<i>Efficient task completion: efficiently, quickly, swiftly, smoothly, rapidly, reliably, promptly</i>
Openness	+	28	<i>Hedonic pleasure: enjoy, fun, exciting, enjoying, fantastic, enjoyable, pleasure</i>
	+	19	<i>Erotic fantasy: erotic, sensual, kinky, fantasies, steamy, lustful, foreplay</i>
	-	49	<i>Legislative politics: senate, legislative, republican, democrats, legislature, elections</i>
	-	47	<i>Political discourse: political, liberal, conservative, opposition, democracy, politicians</i>
Agreeableness	+	57	<i>Civic &amp; charitable: non-profit, community, nonprofit, volunteer, charity, charities</i>
	+	43	<i>Compassionate connection: hope, love, loved, understand, friends, lives, grateful</i>
	-	56	<i>Geometric objects<sup>†</sup>: curved, curving, angled, downwards, curled, thrusting, protruding</i>
	-	44	<i>Antagonism &amp; opposition: opponents, intimidate, thwart, attacking, weaken, discredit, evade</i>

<sup>†</sup>Embedding-space artifact; see main text.

## F IPIP Facet Regression Statistics

Domain	Facet	$K$	$R_{\text{adj}}^2$	$F$	$p$	$r$
Conscientiousness	Self-Efficacy	2	.42	4.19	.064	.74
	Orderliness	2	.28	2.77	.130	.66
	Dutifulness	2	-.10	.60	.576	.38
	Achievement-Str.	2	.42	4.32	.060	.74
	Self-Discipline	2	.01	1.03	.406	.48
	Cautiousness	2	.22	2.28	.173	.63
Openness	Imagination	2	-.10	.57	.587	.38
	Artistic Interests	2	.51	5.72	.034	.79
	Emotionality	2	.53	6.05	.030	.80
	Adventurousness	2	-.00	.99	.420	.47
	Intellect	2	.43	4.39	.058	.75
	Liberalism	2	-.27	.05	.953	.12
Agreeableness	Trust	2	.51	5.77	.033	.79
	Morality	2	.09	1.46	.295	.54
	Altruism	2	.11	1.57	.273	.56
	Cooperation	2	-.30	.08	.929	.16
	Modesty	2	.19	2.06	.198	.61
	Sympathy	2	.06	1.28	.336	.52
Extraversion	Friendliness	2	.41	4.07	.067	.73
	Gregariousness	2	.12	1.60	.269	.56
	Assertiveness	2	.17	1.90	.219	.59
	Activity Level	2	-.18	.38	.697	.34
	Excitement-Seeking	2	.49	5.31	.040	.78
	Cheerfulness	2	.48	5.10	.043	.77
Neuroticism	Anxiety	2	.09	1.46	.295	.54
	Anger	2	-.28	.03	.972	.09
	Depression	2	.13	1.67	.255	.57
	Self-Consciousness	2	-.04	.82	.479	.44
	Immoderation	2	.00	1.02	.408	.48
	Vulnerability	2	.53	6.08	.030	.80

Table 9: SSD regression statistics for all 30 IPIP-NEO facets (sign-consistent method). All facets use  $K=2$  (10 items each).

## G Big Five Domain and Facet VAD Coordinates

Code	Facet	V	A	D
<b>Conscientiousness</b>		<b>+ .42</b>	<b>- .24</b>	<b>+ .45</b>
C1	Self-Efficacy	+ .23	- .06	+ .28
C2	Orderliness	+ .25	- .10	+ .32
C3	Dutifulness	+ .13	+ .16	+ .09
C4	Achievement-Str.	- .05	- .09	- .06
C5	Self-Discipline	+ .20	- .04	+ .20
C6	Cautiousness	+ .16	- .28	+ .19
<b>Openness</b>		<b>+ .32</b>	<b>+ .22</b>	<b>+ .23</b>
O1	Imagination	+ .14	+ .11	+ .06
O2	Artistic Interests	+ .01	+ .04	+ .08
O3	Emotionality	+ .14	+ .08	+ .16
O4	Adventurousness	+ .09	- .02	+ .10
O5	Intellect	+ .07	+ .10	+ .06
O6	Liberalism	+ .15	- .12	+ .12
<b>Agreeableness</b>		<b>+ .16</b>	<b>- .07</b>	<b>+ .03</b>
A1	Trust	+ .14	- .08	+ .16
A2	Morality	+ .09	+ .04	- .03
A3	Altruism	+ .19	+ .00	+ .21
A4	Cooperation	+ .25	- .06	+ .16
A5	Modesty	- .11	+ .09	- .10
A6	Sympathy	- .13	+ .07	- .24
<b>Extraversion</b>		<b>+ .14</b>	<b>+ .34</b>	<b>+ .08</b>
E1	Friendliness	- .02	- .03	+ .06
E2	Gregariousness	- .12	+ .21	- .22
E3	Assertiveness	- .12	+ .14	- .02
E4	Activity Level	- .04	- .01	+ .02
E5	Excitement-Seeking	- .09	+ .16	- .07
E6	Cheerfulness	+ .18	+ .04	+ .12
<b>Neuroticism</b>		<b>- .21</b>	<b>+ .18</b>	<b>- .20</b>
N1	Anxiety	- .16	+ .05	- .15
N2	Anger	- .04	- .08	- .00
N3	Depression	- .28	+ .10	- .17
N4	Self-Consciousness	- .01	+ .04	- .02
N5	Immoderation	- .10	+ .06	- .10
N6	Vulnerability	+ .10	+ .19	+ .03

Table 10: VAD coordinates for all five Big Five domains (bold) and 30 facets. Values are cosine similarities with the calibrated  $\hat{\beta}_V, \hat{\beta}_A, \hat{\beta}_D$  axis vectors. Domain values reproduced from Table 3 for reference.

## H Emotion–Personality Alignment

Table 11 shows the three most and least aligned GoEmotions categories for each Big Five domain, based on cosine similarity between the orthogonalized emotion gradients ( $\beta_e^\perp$ , Study 2) and domain gradients ( $\hat{\beta}_d$ , Study 3).

Neuroticism aligns with remorse and anger, and negatively with desire and approval. Extraversion aligns with joy and love ( $r \approx +.40$ ), and negatively with disapproval and confusion. Openness and Extraversion show considerable overlap, both loading on excitement and joy; curiosity loads weakly ( $r = +.02$ ). Conscientiousness aligns with desire, caring, and admiration, and negatively with embarrassment ( $r = -.32$ ) and nervousness ( $r = -.29$ ). Agreeableness shows uniformly weak alignment (range  $[-.24, +.18]$ ), consistent with its non-significant domain regression (Table 3).

Domain	Most aligned	Least aligned
Neuroticism	Remorse (+.20) Anger (+.20) Annoyance (+.14)	Desire (-.27) Approval (-.23) Curiosity (-.18)
Extraversion	Love (+.40) Joy (+.40) Excitement (+.34)	Disapproval (-.27) Approval (-.26) Confusion (-.25)
Openness	Excitement (+.32) Joy (+.27) Desire (+.25)	Disapproval (-.27) Annoyance (-.21) Disappointment (-.20)
Agreeableness	Love (+.18) Excitement (+.14) Gratitude (+.14)	Embarrassment (-.24) Fear (-.12) Nervousness (-.11)
Conscientiousness	Desire (+.27) Caring (+.23) Admiration (+.23)	Embarrassment (-.32) Nervousness (-.29) Fear (-.21)

Table 11: Top and bottom 3 GoEmotions categories by cosine similarity with each Big Five domain gradient. Emotion betas are orthogonalized ( $\beta_e^\perp$ , mean emotion direction removed) to isolate emotion-specific content. Domain betas are not orthogonalized: with only five domains whose theoretical independence is contested, removing a mean direction would be arbitrary. Values are cosine similarities.