

Marginal likelihoods for finite-support Huber contamination

Jaehoan Kim

Department of Statistical Science, Duke University
 Durham, North Carolina 27708, U.S.A.
 jaehoan.kim@duke.edu

May 26, 2026

Abstract

For Huber contamination on a known finite sample space, the unrestricted contaminating law is a probability vector on the support atoms, and domination over all measurable subsets reduces to atomwise inequalities. Placing a Dirichlet prior on this probability vector and a Beta prior on the contamination proportion gives an exact marginal likelihood for the structural parameter after analytic integration of both nuisance quantities. The likelihood is a finite weighted sum over allocations of the observed counts between the structural and contaminating components. For fixed support size, this sum and its score can be evaluated by a dynamic program with quadratic cost in the sample size, enabling gradient-based posterior sampling.

Keywords: Bayesian robustness; Dynamic programming; Finite support; Huber contamination; Marginal likelihood.

1 Introduction

Huber's contamination model [Huber, 1964, Huber and Ronchetti, 2009] writes the data-generating distribution as $P_0 = (1 - \epsilon) P_\theta + \epsilon Q$, where P_θ is the structural model, $\epsilon \in [0, 1]$ is the contamination proportion, and Q is an unrestricted contaminating distribution. The unrestricted law Q is what makes the model useful in the M-open setting [Bernardo and Smith, 2009]: the structural model need not describe all observations. It is also what makes Bayesian marginalization difficult, because the likelihood involves an infinite-dimensional nuisance law in general. Existing robust Bayesian strategies often modify the likelihood or the conditioning rule [Bissiri et al., 2016, Miller and Dunson, 2019], or introduce a parametric or nonparametric mixture model for the contaminating law [Verdinelli and Wasserman, 1991, Shotwell and Slate, 2011]. This note shows that, when the sample space is restricted to a known finite set $\mathcal{Y} = \{z_1, \dots, z_m\}$, the Huber contamination model admits an exact marginal likelihood for θ in which both ϵ and the finite-dimensional form of Q are integrated out analytically under the ordinary observation likelihood.

On a finite support, the unrestricted contaminating distribution becomes a vector $q = (q_1, \dots, q_m)$, and Huber domination over all measurable sets is equivalent to atomwise domination. The Beta-Dirichlet prior on (ϵ, q) can then be integrated exactly. The resulting marginal likelihood is a weighted sum over possible allocations of the observed counts to the structural and contaminating

components. A dynamic program evaluates this sum, and its score, in $O(n^2)$ operations for fixed observed support.

The finite-support setting arises naturally with categorical, ordinal, or bounded-count data, where contamination problems such as careless responding and automated or non-human responses are common [Ward and Meade, 2023, Brühlmann et al., 2020]. It connects directly to established robust-inference work for discrete and binomial models, including M -estimation for discrete data and robust fitting of the binomial model [Simpson et al., 1987, Ruckstuhl and Welsh, 2001], and to modern minimax theory under Huber contamination [Chen et al., 2016, 2018]. The present paper develops a Bayesian marginal likelihood for finite-support parametric models by exactly integrating out the contamination proportion and the finite contaminating probability vector in the Huber model.

2 Finite-support Huber model

2.1 Conditional likelihood

Consider n independent observations Y_1, \dots, Y_n drawn from a distribution P_0 supported on a known finite set $\mathcal{Y} = \{z_1, \dots, z_m\}$. The structural model is $\{P_\theta : \theta \in \Theta\}$ with atom probabilities

$$p_j(\theta) = P_\theta(Y = z_j), \quad j = 1, \dots, m.$$

Huber's contamination model represents the population law as

$$P_0 = (1 - \epsilon)P_\theta + \epsilon Q, \quad (1)$$

where $\epsilon \in [0, 1]$ and Q is an unrestricted distribution on \mathcal{Y} , with $p_{0j} = P_0(Y = z_j)$. The mixture representation (1) is equivalent to the domination condition $P_0(B) \geq (1 - \epsilon)P_\theta(B)$ for all measurable B : the forward direction holds because $\epsilon Q(B) \geq 0$, and the converse defines $Q = \{P_0 - (1 - \epsilon)P_\theta\}/\epsilon$ as a nonnegative measure with total mass one. Since every subset of \mathcal{Y} is a union of atoms, the domination condition reduces to the atomwise inequality $p_{0j} \geq (1 - \epsilon)p_j(\theta)$ for every j . When $\epsilon > 0$, the residual masses $q_j = \{p_{0j} - (1 - \epsilon)p_j(\theta)\}/\epsilon$ are nonnegative and sum to one, defining a probability vector; conversely, any probability vector q gives a compatible law P_0 through $p_{0j} = (1 - \epsilon)p_j(\theta) + \epsilon q_j$. The nuisance vector q is the finite-support form of Huber's unrestricted contaminating distribution. Conditional on (θ, ϵ, q) , the data are independent draws from the atom probabilities $(1 - \epsilon)p_j(\theta) + \epsilon q_j$. Writing $N_j = \sum_{i=1}^n 1(y_i = z_j)$ for the observed count at atom z_j , the likelihood is

$$L(\theta, \epsilon, q; y_{1:n}) := \Pr(Y_1 = y_1, \dots, Y_n = y_n \mid \theta, \epsilon, q) = \prod_{j=1}^m \{(1 - \epsilon)p_j(\theta) + \epsilon q_j\}^{N_j}, \quad (2)$$

where $\sum_{j=1}^m N_j = n$. The grouping uses only that the ordered-sample likelihood on a finite support depends on the data through the sufficient counts $N = (N_1, \dots, N_m)$. In the sequel, likelihoods are understood up to multiplicative constants independent of the unknowns, so the multinomial coefficient $n!/\prod_j N_j!$ is absorbed.

2.2 Marginal likelihood

We assign the nuisance priors

$$q \sim \text{Dirichlet}(\alpha_1, \dots, \alpha_m), \quad \epsilon \sim \text{Beta}(a, b), \quad (3)$$

where $\alpha_j > 0$, $a > 0$, $b > 0$, and $\alpha_0 = \sum_{j=1}^m \alpha_j$. Integrating both nuisance parameters out of (2) gives the marginal likelihood

$$\bar{L}(\theta) = \int_0^1 \int_{\Delta_{m-1}} L(\theta, \epsilon, q) \pi(q) dq \pi(\epsilon) d\epsilon.$$

The posterior based on \bar{L} is a standard Bayesian update under the Huber mixture, with the nuisance pair (ϵ, q) integrated out analytically.

Proposition 1. *Under (3), the marginal likelihood is*

$$\bar{L}(\theta) = \sum_{k_1=0}^{N_1} \cdots \sum_{k_m=0}^{N_m} \left\{ \prod_{j=1}^m \binom{N_j}{k_j} (\alpha_j)_{k_j} p_j(\theta)^{N_j-k_j} \right\} \frac{B(a+K, b+n-K)}{B(a, b)(\alpha_0)_K}, \quad (4)$$

where $K = \sum_{j=1}^m k_j$ and $(x)_r = \Gamma(x+r)/\Gamma(x)$.

Writing $r_j = N_j - k_j$, each term attributes r_j observations at atom z_j to the structural component and k_j to contamination. The Dirichlet integral averages over the unknown contaminating law, the Beta integral averages over ϵ , and the posterior for θ is

$$\Pi(d\theta | N) = \frac{\bar{L}(\theta) \Pi(d\theta)}{\int_{\Theta} \bar{L}(\vartheta) \Pi(d\vartheta)}.$$

Equation (4) sums over latent allocations of the observed counts between the structural and contaminating parts. This allocation representation comes directly from the finite-support Huber model, resulting in a marginal likelihood for the structural parameter θ .

The Dirichlet concentration parameters affect the marginal likelihood through the factors $(\alpha_j)_{k_j}/(\alpha_0)_K$ in Proposition 1. We use the symmetric choice $\alpha_j = 1$ as the canonical default, treating all contaminating distributions on the support symmetrically; other symmetric or asymmetric choices can be used when prior information about the contaminating mechanism is available. Sensitivity to α is examined in the Appendix.

For the main analysis we use the symmetric nuisance prior $\alpha_j = 1$, $j = 1, \dots, m$, and $\epsilon \sim \text{Beta}(1, 1)$. We denote the resulting default marginal likelihood by $\bar{L}(\theta) = \bar{L}_1(\theta)$. To assess sensitivity to the nuisance prior on the contamination proportion, we also consider $\epsilon \sim \text{Beta}(1, b)$ with $b > 0$, which gives

$$\bar{L}_b(\theta) = \sum_{r_1=0}^{N_1} \cdots \sum_{r_m=0}^{N_m} \left\{ \prod_{j=1}^m \frac{p_j(\theta)^{r_j}}{r_j!} \right\} \frac{\Gamma(n-R+1) \Gamma(b+R)}{(m)_{n-R}}, \quad (5)$$

where $R = \sum_{j=1}^m r_j$. Thus $\bar{L}(\theta) = \bar{L}_1(\theta)$. The parameter b is not part of the structural model; it only controls the nuisance prior on ϵ . Larger b favors larger clean counts R , and as $b \rightarrow \infty$ the terms with $R < n$ are suppressed, recovering the ordinary finite-support likelihood up to a factor independent of θ .

3 Large-sample interpretation

After integrating out the contamination proportion and contaminating probability vector, the marginal likelihood (5) is no longer a product over observations. Nevertheless, its finite allocation representation

admits a direct large-sample interpretation. We show that, for fixed finite b , the induced population criterion is determined by the largest fraction of the population law that can be attributed to P_θ under Huber domination. Equivalently, the marginal likelihood favors structural distributions requiring the least contamination to explain the population probabilities.

Throughout this section, assume that the true population probabilities satisfy $p_{0j} > 0$ for all $j = 1, \dots, m$ and that $N_j/n \rightarrow p_{0j}$. Define the minimum contamination fraction

$$\epsilon_{\min}(\theta) = \inf \left\{ \epsilon \in [0, 1] : p_{0j} \geq (1 - \epsilon) p_j(\theta) \text{ for all } j = 1, \dots, m \right\}, \quad (6)$$

and write $\rho_0(\theta) = 1 - \epsilon_{\min}(\theta)$. Equivalently, $\rho_0(\theta)$ is the largest clean fraction ρ such that $p_{0j} \geq \rho p_j(\theta)$ for every atom. The case $\rho_0(\theta) = 1$ corresponds to exact structural fit, $P_0 = P_\theta$. For $\rho_0(\theta) < 1$, define

$$A_{0,b}(\theta) = \int_0^{\rho_0(\theta)} \rho^{b-1} (1 - \rho)^{-(m-1)} d\rho.$$

Theorem 1. *Suppose $b > 0$, $m \geq 2$, $N_j/n \rightarrow p_{0j} > 0$ and $p_j(\theta) > 0$ for all j . For every θ with $\rho_0(\theta) < 1$,*

$$n^{m-b-1} \bar{L}_b(\theta) \rightarrow \Gamma(m) A_{0,b}(\theta).$$

The convergence is uniform over any subset of the parameter space on which the atom probabilities are bounded away from zero and $\rho_0(\theta)$ is bounded away from one.

Theorem 1 shows that away from exact structural fit, the rescaled marginal likelihood has a limiting criterion obtained by integrating over $0 \leq \rho \leq \rho_0(\theta)$. Because $A_{0,b}(\theta)$ is strictly increasing in $\rho_0(\theta)$, the asymptotic ordering favors structural laws requiring a smaller contamination fraction to explain P_0 .

The case $\rho_0(\theta) = 1$ is singular because the limiting integral diverges at its upper endpoint. The following corollary records the resulting fixed-alternative comparison under exact specification.

Corollary 1. *Suppose $b > 0$, $m \geq 2$, $N_j/n \rightarrow p_{0j} > 0$ for $j = 1, \dots, m$, and $p_0 = p(\theta_0)$ for some $\theta_0 \in \Theta$. For every θ such that $p(\theta) \neq p(\theta_0)$ and $p_j(\theta) > 0$ for all j ,*

$$\frac{\bar{L}_b(\theta_0)}{\bar{L}_b(\theta)} \rightarrow \infty.$$

Moreover, for any set $K \subset \Theta$ on which $p_j(\theta) \geq c > 0$ for all j and $\rho_0(\theta) \leq 1 - \xi$ for some $c, \xi > 0$,

$$\sup_{\theta \in K} \frac{\bar{L}_b(\theta)}{\bar{L}_b(\theta_0)} \rightarrow 0.$$

The preceding results show that the large-sample marginal likelihood is governed by the minimum contamination fraction $\epsilon_{\min}(\theta)$, with exact structural fit treated as a boundary case. It remains to interpret the minimizers of this criterion when the population law is genuinely contaminated. The next result gives a stability bound for this target.

Theorem 2. *Suppose the population law satisfies $p_0 = (1 - \epsilon_0)p(\theta_0) + \epsilon_0 q$ for some $\epsilon_0 \in [0, 1]$ and probability vector q . Then $\epsilon_{\min}(\theta_0) \leq \epsilon_0$. Moreover, if $\theta^* \in \arg \min_\theta \epsilon_{\min}(\theta)$, then*

$$d_{\text{TV}}\{p(\theta^*), p(\theta_0)\} \leq 2\epsilon_0,$$

where $d_{\text{TV}}(u, v) = \frac{1}{2} \sum_j |u_j - v_j|$. For $P_\theta = \text{Binomial}(M, \theta)$, this implies $|\theta^ - \theta_0| \leq 2\epsilon_0$.*

Thus the minimum-contamination target is stable under Huber contamination. Although the clean structural parameter need not be identifiable from p_0 alone, every minimizer of ϵ_{\min} is close in total variation to the true law whenever ϵ_0 is small. The bound is obtained in terms of total variation, and in the binomial model it gives the parameter bound directly as $|\theta^* - \theta_0| \leq 2\epsilon_0$. The proof uses the elementary fact that $\epsilon_{\min}(\theta) \leq \epsilon$ implies $d_{\text{TV}}\{p(\theta), p_0\} \leq \epsilon$, followed by the triangle inequality.

4 Posterior computation

Direct summation in (5) requires $\prod_{j=1}^m (N_j + 1)$ terms. The latent allocation representation gives an exact dynamic program once the atom probabilities $p_j(\theta)$ are available. For each support point, define

$$g_j(u; \theta) = \sum_{r=0}^{N_j} \frac{p_j(\theta)^r}{r!} u^r.$$

We write $C_j(R; \theta)$ for the coefficient of u^R in $\prod_{\ell=1}^j g_\ell(u; \theta)$. The recursion starts from

$$C_0(0; \theta) = 1, \quad C_0(R; \theta) = 0 \quad (R \geq 1),$$

and proceeds by

$$C_j(R; \theta) = \sum_{r=0}^{\min\{R, N_j\}} C_{j-1}(R-r; \theta) \frac{p_j(\theta)^r}{r!}, \quad (7)$$

for $j = 1, \dots, m$. Then

$$\bar{L}_b(\theta) = \sum_{R=0}^n V_R C_m(R; \theta), \quad V_R = \frac{\Gamma(n-R+1) \Gamma(b+R)}{(m)_{n-R}}.$$

A count-aware implementation only processes attainable partial totals and has arithmetic cost $O(n^2)$ for fixed observed support, since $\sum_j N_j = n$. The same recursion gives the score of the marginal likelihood. Suppose $\theta = (\theta_1, \dots, \theta_d)$ and the atom probabilities are differentiable. Define $D_{j\ell}(R; \theta) = \partial C_j(R; \theta) / \partial \theta_\ell$. Differentiating (7) gives a forward recursion for $D_{j\ell}$ of the same order as the likelihood recursion. The resulting marginal-likelihood score is

$$\frac{\partial}{\partial \theta_\ell} \log \bar{L}_b(\theta) = \frac{\sum_{R=0}^n V_R D_{m\ell}(R; \theta)}{\sum_{R=0}^n V_R C_m(R; \theta)}. \quad (8)$$

Thus gradient-based posterior computation, such as Metropolis-adjusted Langevin or Hamiltonian Monte Carlo, does not require finite-difference approximation or grid enumeration. The Appendix gives the full derivative recursion and numerical normalization details.

5 Example: contaminated bounded counts

We illustrate the marginal likelihood in a bounded-count problem. Suppose each unit produces a count $Y_i \in \{0, \dots, M\}$, representing, for example, the number of positive actions, correct responses, or recorded events in M opportunities. The structural model is $P_\theta = \text{Binomial}(M, \theta)$, so that

$$p_j(\theta) = \binom{M}{j} \theta^j (1-\theta)^{M-j}, \quad j = 0, \dots, M. \quad (9)$$

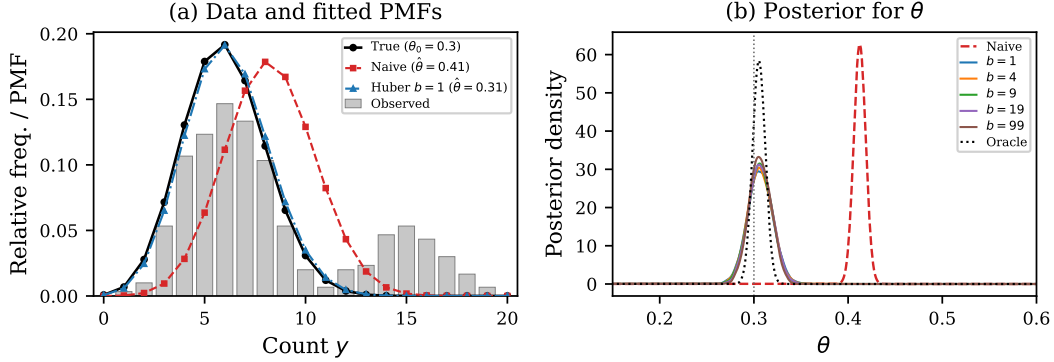


Figure 1: Contaminated binomial example. Left: observed count histogram with fitted structural probability masses. Right: posterior densities for θ under the naive binomial analysis, the Huber marginal likelihood with several values of b , and the oracle clean analysis.

The parameter θ is the genuine success probability, while the arbitrary distribution Q represents invalid counts from automated entries, careless respondents, faulty devices, duplicated users, or another unspecified source. The marginal likelihood used in the computation is (5) with the atom probabilities in (9). Thus the dynamic program in Section 4 applies directly with support size $m = M + 1$. No binomial-specific augmentation is needed: the latent clean-count allocations have already been summed out in the marginal likelihood, and the posterior is sampled using the marginal-likelihood score. For the numerical illustration, we generated $n = 300$ observations with $M = 20$, true structural parameter $\theta_0 = 0.30$, and contamination proportion $\epsilon_0 = 0.20$. Clean observations were sampled from $\text{Binomial}(20, 0.30)$, while contaminated observations were sampled from $\text{Binomial}(20, 0.75)$. The analysis does not use this contaminating distribution. We used the prior $\theta \sim \text{Beta}(1, 1)$ and the nuisance priors $q \sim \text{Dirichlet}(1, \dots, 1)$ and $\epsilon \sim \text{Beta}(1, b)$, with $b \in \{1, 4, 9, 19, 99\}$. The posterior was sampled using a Metropolis-adjusted Langevin algorithm on the logit scale for θ , using the analytic dynamic-programming score in (8). Figure 1 compares the naive binomial posterior, which ignores contamination, with the Huber posteriors. The naive analysis is pulled toward the high-count contaminated observations. In contrast, the Huber posteriors remain concentrated near the true clean parameter value $\theta_0 = 0.30$. Across $b \in \{1, 4, 9, 19, 99\}$, changing the prior on the contamination proportion has little effect on posterior inference for θ .

Numerically, the naive binomial posterior mean was 0.412, while the Huber posterior means were 0.307 for all reported values $b \in \{1, 4, 9, 19, 99\}$, close to the oracle clean posterior mean 0.305. The corresponding 95% credible intervals changed only slightly across b ; full numerical summaries and Markov chain Monte Carlo diagnostics are given in the Appendix. A broader sensitivity study over contamination overlap $\theta_c \in \{0.45, 0.60, 0.75\}$, contamination proportion $\epsilon_0 \in \{0.10, 0.20, 0.30\}$, and symmetric atom-level Dirichlet parameter $\alpha_j = \alpha$ with $\alpha \in \{0.5, 1, 2\}$, each averaged over 50 replications, is also reported there. The Huber posterior remains stable across most of these settings. The main exception is the weakly identified regime in which the contaminating distribution is close to the structural distribution and the contamination proportion is large. Specifically, under $\theta_c = 0.45$ and $\epsilon_0 = 0.30$, coverage ranges from 0.62 to 0.82 over $b \in \{1, 4, 9, 19, 99\}$, reflecting weak identification rather than numerical instability. In applied use, we therefore recommend reporting a modest sensitivity grid over b rather than relying on a single value when substantial contamination is plausible.

6 Discussion

This paper shows that finite support turns Huber's unrestricted contaminating law into a probability vector that can be integrated out, together with the contamination proportion, yielding an exact marginal likelihood for the structural parameter. The resulting allocation representation gives a quadratic-cost dynamic program and an analytic score.

Although this marginal likelihood is not a product over observations, its large-sample behavior admits a direct interpretation through Huber domination. For fixed finite b , the induced population criterion is the minimum contamination fraction needed to explain the population probabilities, with exact structural fit appearing as a boundary case. Under genuine Huber contamination, minimizers of this criterion remain within $2\epsilon_0$ in total variation of the true structural law.

The construction relies on finite support. For continuous sample spaces, applying the same idea after partitioning the support would produce a partition-dependent likelihood, making the partition part of the statistical problem.

A Proofs

Proof of Proposition 1. Starting from the likelihood expression in the main text (2), we apply the binomial theorem to each term corresponding to support point j :

$$\{(1 - \epsilon)p_j(\theta) + \epsilon q_j\}^{N_j} = \sum_{k_j=0}^{N_j} \binom{N_j}{k_j} (1 - \epsilon)^{N_j - k_j} \epsilon^{k_j} p_j(\theta)^{N_j - k_j} q_j^{k_j}. \quad (10)$$

Multiplying this expansion over all atoms $j = 1, \dots, m$, and collecting powers of ϵ and $1 - \epsilon$ using $K = \sum_{j=1}^m k_j$ and $\sum_{j=1}^m (N_j - k_j) = n - K$, a generic term in the expanded product can be written as

$$\left\{ \prod_{j=1}^m \binom{N_j}{k_j} p_j(\theta)^{N_j - k_j} q_j^{k_j} \right\} (1 - \epsilon)^{n - K} \epsilon^K.$$

We integrate the components involving q under the Dirichlet($\alpha_1, \dots, \alpha_m$) prior over the simplex Δ_{m-1} :

$$\int_{\Delta_{m-1}} \prod_{j=1}^m q_j^{k_j} \frac{1}{B(\alpha)} \prod_{j=1}^m q_j^{\alpha_j - 1} dq = \frac{\Gamma(\alpha_0)}{\prod_{j=1}^m \Gamma(\alpha_j)} \frac{\prod_{j=1}^m \Gamma(\alpha_j + k_j)}{\Gamma(\alpha_0 + K)} = \frac{\prod_{j=1}^m (\alpha_j)_{k_j}}{(\alpha_0)_K},$$

where $\alpha_0 = \sum_{j=1}^m \alpha_j$. Next, integrating the remaining factors involving ϵ against the Beta(a, b) prior over the interval $[0, 1]$ yields the beta integral:

$$\int_0^1 \epsilon^K (1 - \epsilon)^{n - K} \frac{\epsilon^{a-1} (1 - \epsilon)^{b-1}}{B(a, b)} d\epsilon = \frac{B(a + K, b + n - K)}{B(a, b)}. \quad (11)$$

Combining (10)–(11) and summing over all valid indices k_1, \dots, k_m establishes (4). The boundary case $\epsilon = 0$ follows from the same expression, since only terms with $K = 0$ survive before integration, and the beta integral correctly reduces to $B(a, b + n)/B(a, b)$. \square

Proof of Theorem 1. For a fixed total clean count R , define the coefficient

$$C_{n,R}(\theta) = \sum_{\substack{r_1 + \dots + r_m = R \\ 0 \leq r_j \leq N_j}} \prod_{j=1}^m \frac{p_j(\theta)^{r_j}}{r_j!}.$$

Then the marginal likelihood $\bar{L}_b(\theta)$ from (5) can be rearranged by grouping terms according to the total sum $R = \sum_{j=1}^m r_j$:

$$\bar{L}_b(\theta) = \sum_{R=0}^n \frac{\Gamma(n-R+1)\Gamma(b+R)}{(m)_{n-R}} C_{n,R}(\theta). \quad (12)$$

Now introduce a random vector $Z^{(R)} \sim \text{Multinomial}\{R, p(\theta)\}$. For any non-negative integer vector $r = (r_1, \dots, r_m)$ summing to R , its multinomial probability mass function is given by

$$\Pr_{\theta}\{Z^{(R)} = r\} = R! \prod_{j=1}^m \frac{p_j(\theta)^{r_j}}{r_j!}.$$

Therefore, we can express $C_{n,R}(\theta)$ as a constrained multinomial probability:

$$C_{n,R}(\theta) = \frac{1}{R!} \Pr_{\theta}\{Z_j^{(R)} \leq N_j, j = 1, \dots, m\}. \quad (13)$$

Substituting (13) into (12) gives

$$\bar{L}_b(\theta) = \sum_{R=0}^n W_{n,R} \Pr_{\theta}\{Z_j^{(R)} \leq N_j, j = 1, \dots, m\}, \quad (14)$$

where the weights are defined as

$$W_{n,R} = \frac{\Gamma(n-R+1)\Gamma(b+R)}{(m)_{n-R}R!} = \Gamma(m) \frac{\Gamma(n-R+1)\Gamma(b+R)}{\Gamma(n-R+m)\Gamma(R+1)}.$$

To establish the limit of $n^{m-b-1}\bar{L}_b(\theta)$, we use Stirling's asymptotic expansion for the gamma function ratio, which states that for any fixed constants s, t , $\Gamma(x+s)/\Gamma(x+t) = x^{s-t}(1 + O(x^{-1}))$ as $x \rightarrow \infty$. Applying this to the weights with $\rho = R/n$, we have:

$$\frac{\Gamma(n-R+1)}{\Gamma(n-R+m)} = (n-R)^{1-m} \left(1 + O\left(\frac{1}{n-R}\right)\right), \quad \frac{\Gamma(b+R)}{\Gamma(R+1)} = R^{b-1} \left(1 + O\left(\frac{1}{R}\right)\right).$$

Consequently, we can write the rescaled weight $n^{m-b}W_{n,R}$ as:

$$n^{m-b}W_{n,R} = \Gamma(m)\rho^{b-1}(1-\rho)^{-(m-1)}(1 + E_{n,R}), \quad (15)$$

where the error term satisfies $|E_{n,R}| \leq \frac{C}{n\rho(1-\rho)}$ for a constant $C > 0$ depending only on m and b . Thus, the convergence is uniform for ρ in any compact subinterval of $(0, 1)$.

We fix θ such that $\rho_0(\theta) < 1$. Then we set $\eta > 0$ satisfying $\eta < \min(\rho_0(\theta), 1 - \rho_0(\theta))$ and $\delta > 0$ satisfying $\delta < \eta$, and decompose the sum in (14) into four distinct regions based on the value of $\rho = R/n$:

$$\begin{aligned} I_1 &= \{R : 0 \leq R < \delta n\}, \\ I_2 &= \{R : \delta n \leq R \leq (\rho_0(\theta) - \eta)n\}, \\ I_3 &= \{R : (\rho_0(\theta) - \eta)n < R < (\rho_0(\theta) + \eta)n\}, \\ I_4 &= \{R : (\rho_0(\theta) + \eta)n \leq R \leq n\}. \end{aligned}$$

First, consider $R \in I_2$. For these values, ρ lies in a compact subset of $(0, 1)$. By the definition of $\rho_0(\theta) = 1 - \epsilon_{\min}(\theta)$, we have $p_{0j} \geq \rho_0(\theta)p_j(\theta) \geq (\rho + \eta)p_j(\theta)$ for all $j = 1, \dots, m$. Since $N_j/n \rightarrow p_{0j}$, for sufficiently large n , we have $N_j/n \geq (\rho + \eta/2)p_j(\theta)$, which implies $N_j \geq Rp_j(\theta) + \frac{\eta}{2}np_j(\theta)$.

By Hoeffding's inequality applied to each multinomial marginal $Z_j^{(R)} \sim \text{Binomial}(R, p_j(\theta))$, we obtain

$$\Pr_{\theta}\{Z_j^{(R)} > N_j\} \leq \exp\left(-2R \left(\frac{\eta n p_j(\theta)}{2R}\right)^2\right) = \exp\left(-\frac{\eta^2 n^2 p_j(\theta)^2}{2R}\right) \leq \exp\left(-\frac{\eta^2 c^2}{2}n\right),$$

where $c = \min_j p_j(\theta) > 0$. By a union bound, $1 - \Pr_{\theta}\{Z_j^{(R)} \leq N_j, \forall j\} \leq m \exp(-\gamma n)$ for some $\gamma > 0$. This exponential convergence to 1 is uniform for $R \in I_2$. Therefore, the sum over I_2 satisfies:

$$\begin{aligned} n^{m-b-1} \sum_{R \in I_2} W_{n,R} \Pr_{\theta}\{Z_j^{(R)} \leq N_j, \forall j\} &= \frac{1}{n} \sum_{R \in I_2} \Gamma(m) \rho^{b-1} (1-\rho)^{-(m-1)} (1 + O(n^{-1})) (1 - O(e^{-\gamma n})) \\ &\rightarrow \Gamma(m) \int_{\delta}^{\rho_0(\theta) - \eta} \rho^{b-1} (1-\rho)^{-(m-1)} d\rho \quad \text{as } n \rightarrow \infty, \end{aligned}$$

recognized as a Riemann sum converging to the specified integral.

Second, consider $R \in I_4$. By definition of $\rho_0(\theta)$, since $\rho \geq \rho_0(\theta) + \eta$, there exists at least one coordinate j such that $\rho p_j(\theta) - p_{0j} \geq \eta p_j(\theta)$. Given $N_j/n \rightarrow p_{0j}$, for large n we have $N_j/n \leq \rho p_j(\theta) - \frac{\eta}{2} p_j(\theta)$, so $N_j \leq R p_j(\theta) - \frac{\eta}{2} n p_j(\theta)$. Another application of Hoeffding's inequality yields

$$\Pr_{\theta}\{Z_j^{(R)} \leq N_j, \forall j\} \leq \Pr_{\theta}\{Z_j^{(R)} \leq N_j\} \leq \exp(-\gamma n).$$

Since $n^{m-b} W_{n,R}$ is bounded by a polynomial in n over I_4 , the entire sum over I_4 vanishes exponentially fast:

$$n^{m-b-1} \sum_{R \in I_4} W_{n,R} \Pr_{\theta}\{Z_j^{(R)} \leq N_j, \forall j\} \leq \exp(-\gamma n) \frac{1}{n} \sum_{R \in I_4} n^{m-b} W_{n,R} \rightarrow 0.$$

Third, for the boundary band I_3 , we bound the multinomial probability by 1. Since $n^{m-b} W_{n,R}$ is uniformly bounded by a constant M_{η} on this region, the sum satisfies:

$$n^{m-b-1} \sum_{R \in I_3} W_{n,R} \Pr_{\theta}\{Z_j^{(R)} \leq N_j, \forall j\} \leq \frac{1}{n} \sum_{R \in I_3} M_{\eta} \leq 2\eta M_{\eta},$$

which can be made arbitrarily small as $\eta \downarrow 0$.

Finally, for the lower endpoint region I_1 , bound the multinomial probability by one. The term $R = 0$ contributes $O(n^{-b})$ after multiplication by n^{m-b-1} . For $1 \leq R < \delta n$, Stirling approximation (15) yields

$$n^{m-b} W_{n,R} \leq C' \left(\frac{R}{n}\right)^{b-1}.$$

Therefore,

$$n^{m-b-1} \sum_{R \in I_1} W_{n,R} \Pr_{\theta}\{Z_j^{(R)} \leq N_j, \forall j\} \leq O(n^{-b}) + \frac{1}{n} \sum_{1 \leq R < \delta n} C' \left(\frac{R}{n}\right)^{b-1},$$

which is bounded by a constant multiple of $\int_0^{\delta} \rho^{b-1} d\rho$ and hence vanishes as $\delta \downarrow 0$ since $b > 0$. Combining the limits of the four regions by first taking $n \rightarrow \infty$, then $\delta \downarrow 0$ and $\eta \downarrow 0$, we conclude that

$$n^{m-b-1} \bar{L}_b(\theta) \rightarrow \Gamma(m) \int_0^{\rho_0(\theta)} \rho^{b-1} (1-\rho)^{-(m-1)} d\rho = \Gamma(m) A_{0,b}(\theta).$$

For the uniform statement, consider a compact subset of Θ where $p_j(\theta) \geq c > 0$ for all j and $\rho_0(\theta) \leq 1 - \xi$ for some $\xi > 0$. The Stirling approximation error bound $|E_{n,R}| \leq \frac{C}{n\rho(1-\rho)}$ is uniform since ρ is bounded away from 1 by $1 - \xi/2$. The multinomial tail bounds are also uniform because the separation from the boundary is at least $c\eta + o(1)$, which is bounded away from zero. This establishes the asserted uniform convergence. \square

Proof of Corollary 1. Since $p_0 = p(\theta_0)$, the minimum contamination fraction satisfies $\epsilon_{\min}(\theta_0) = 0$, which implies $\rho_0(\theta_0) = 1$. If $p(\theta) \neq p(\theta_0)$ and $p_j(\theta) > 0$ for all j , then at least one coordinate must satisfy $p_j(\theta) > p_{0j}$, because both $p(\theta)$ and $p(\theta_0)$ are probability vectors summing to one. This implies $\epsilon_{\min}(\theta) > 0$ and consequently $\rho_0(\theta) < 1$. By Theorem 1, the rescaled marginal likelihood converges to a finite positive constant:

$$n^{m-b-1} \bar{L}_b(\theta) \rightarrow \Gamma(m) A_{0,b}(\theta) \in (0, \infty).$$

To prove the pointwise likelihood-ratio assertion, it suffices to show that the same rescaling diverges to infinity at θ_0 . Fix any δ, η such that $0 < \delta < 1 - \eta < 1$. Retaining only the terms from $R = \delta n$ to $R = (1 - \eta)n$ in (14), we have the lower bound:

$$n^{m-b-1} \bar{L}_b(\theta_0) \geq n^{m-b-1} \sum_{\delta n \leq R \leq (1-\eta)n} W_{n,R} \Pr_{\theta_0} \{Z_j^{(R)} \leq N_j, j = 1, \dots, m\}. \quad (16)$$

For any $\rho = R/n \leq 1 - \eta$, the multinomial expectation satisfies $E_{\theta_0} \{Z_j^{(R)}\} = R p_{0j} \leq (1 - \eta) n p_{0j}$, while the observed counts satisfy $N_j/n \rightarrow p_{0j} > 0$. Thus, $N_j - E_{\theta_0} \{Z_j^{(R)}\} \geq \eta n p_{0j} + o(n) \geq \frac{\eta}{2} n p_{0j} > 0$ for large n . By Hoeffding's inequality, the multinomial probability in (16) converges to one uniformly for $\rho \in [\delta, 1 - \eta]$. Utilizing the uniform Stirling approximation (15) on this interval, the sum behaves as a Riemann sum, yielding:

$$\liminf_{n \rightarrow \infty} n^{m-b-1} \bar{L}_b(\theta_0) \geq \Gamma(m) \int_{\delta}^{1-\eta} \rho^{b-1} (1-\rho)^{-(m-1)} d\rho.$$

Since $m \geq 2$, the exponent of the $(1 - \rho)$ term in the denominator is $m - 1 \geq 1$, which makes the integrand non-integrable at the upper limit $\rho = 1$. Taking the limit as $\eta \downarrow 0$, the integral diverges to infinity, which proves that $n^{m-b-1} \bar{L}_b(\theta_0) \rightarrow \infty$. Consequently, the ratio satisfies:

$$\frac{\bar{L}_b(\theta_0)}{\bar{L}_b(\theta)} = \frac{n^{m-b-1} \bar{L}_b(\theta_0)}{n^{m-b-1} \bar{L}_b(\theta)} \rightarrow \infty,$$

proving the pointwise statement. For the uniform assertion over a set $K \subset \Theta$ where $\rho_0(\theta) \leq 1 - \xi$, Theorem 1 guarantees that $\sup_{\theta \in K} n^{m-b-1} \bar{L}_b(\theta) = O(1)$. Combining this uniform upper bound with the divergence of the numerator at θ_0 yields $\sup_{\theta \in K} \frac{\bar{L}_b(\theta)}{\bar{L}_b(\theta_0)} \rightarrow 0$. \square

Proof of Theorem 2. The assumed Huber population representation states that $p_{0j} = (1 - \epsilon_0) p_j(\theta_0) + \epsilon_0 q_j$ for all $j = 1, \dots, m$. Since $q_j \geq 0$, it follows that $p_{0j} \geq (1 - \epsilon_0) p_j(\theta_0)$ for all j . This implies that $\epsilon = \epsilon_0$ is a feasible element in the set defined in (6), and by taking the infimum, we have $\epsilon_{\min}(\theta_0) \leq \epsilon_0$.

Next, suppose that $\theta \in \Theta$ satisfies $\epsilon_{\min}(\theta) \leq \epsilon$ for some $\epsilon \in [0, 1]$. By definition, this implies that $p_{0j} \geq (1 - \epsilon) p_j(\theta)$ for all $j = 1, \dots, m$. If $\epsilon > 0$, we can define the vector q^θ elementwise by

$$q_j^\theta = \frac{p_{0j} - (1 - \epsilon) p_j(\theta)}{\epsilon}, \quad j = 1, \dots, m.$$

By construction, $q_j^\theta \geq 0$ for all j , and their sum satisfies $\sum_{j=1}^m q_j^\theta = \frac{1}{\epsilon} \left[\sum_{j=1}^m p_{0j} - (1 - \epsilon) \sum_{j=1}^m p_j(\theta) \right] = \frac{1 - (1 - \epsilon)}{\epsilon} = 1$. Thus, q^θ is a valid probability vector on the support atoms, and we can write $p_0 = (1 - \epsilon)p(\theta) + \epsilon q^\theta$. If $\epsilon = 0$, the inequality implies $p_0 = p(\theta)$, which can be interpreted within the same form. The total variation distance between $p(\theta)$ and p_0 is then bounded by:

$$d_{\text{TV}}\{p(\theta), p_0\} = \frac{1}{2} \sum_{j=1}^m |p_j(\theta) - p_{0j}| = \frac{1}{2} \sum_{j=1}^m |p_j(\theta) - (1 - \epsilon)p_j(\theta) - \epsilon q_j^\theta| = \epsilon \cdot \frac{1}{2} \sum_{j=1}^m |p_j(\theta) - q_j^\theta| \leq \epsilon, \quad (17)$$

where the final inequality follows because the total variation distance between any two probability vectors is at most 1.

Now, let $\theta^* \in \arg \min_{\theta} \epsilon_{\min}(\theta)$. Since θ^* minimizes $\epsilon_{\min}(\theta)$, we have $\epsilon_{\min}(\theta^*) \leq \epsilon_{\min}(\theta_0) \leq \epsilon_0$. Applying (17) with $\theta = \theta^*$ and $\epsilon = \epsilon_0$ yields $d_{\text{TV}}\{p(\theta^*), p_0\} \leq \epsilon_0$. Furthermore, the true population representation directly implies $d_{\text{TV}}\{p(\theta_0), p_0\} \leq \epsilon_0$. By the triangle inequality for total variation distance, we obtain:

$$d_{\text{TV}}\{p(\theta^*), p(\theta_0)\} \leq d_{\text{TV}}\{p(\theta^*), p_0\} + d_{\text{TV}}\{p(\theta_0), p_0\} \leq 2\epsilon_0,$$

proving the general total-variation stability bound.

For the specific case of $P_\theta = \text{Binomial}(M, \theta)$,

$$|\theta^* - \theta_0| = \left| \sum_{j=0}^M \frac{j}{M} \{p_j(\theta^*) - p_j(\theta_0)\} \right| \leq d_{\text{TV}}\{p(\theta^*), p(\theta_0)\},$$

because $j/M \in [0, 1]$ and total variation is the supremum of expectation differences over functions bounded between zero and one. Hence $|\theta^* - \theta_0| \leq 2\epsilon_0$, completing the proof. \square

Remark 1. The proof of Theorem 2 establishes the following intermediate bound used in the triangle-inequality argument. If $\epsilon_{\min}(\theta) \leq \epsilon$, then $p_0 = (1 - \epsilon)p(\theta) + \epsilon q^\theta$ for some probability vector q^θ , and consequently $d_{\text{TV}}\{p(\theta), p_0\} \leq \epsilon$.

B Computational details

This section gives the score recursion and numerical normalization details for the dynamic program in Section 4 of the main text. All numerical results reported in the paper use the marginal likelihood and its analytic score within a Metropolis-adjusted Langevin algorithm.

B.1 Score recursion

Define

$$D_{j\ell}(R; \theta) = \frac{\partial}{\partial \theta_\ell} C_j(R; \theta), \quad \dot{p}_{j\ell}(\theta) = \frac{\partial}{\partial \theta_\ell} p_j(\theta),$$

for $\ell = 1, \dots, d$. The derivative recursion starts from

$$D_{0\ell}(R; \theta) = 0, \quad R = 0, \dots, n,$$

and differentiating the coefficient recursion gives

$$D_{j\ell}(R; \theta) = \sum_{r=0}^{\min\{R, N_j\}} D_{j-1, \ell}(R-r; \theta) \frac{p_j(\theta)^r}{r!} + \sum_{r=1}^{\min\{R, N_j\}} C_{j-1}(R-r; \theta) \frac{\dot{p}_{j\ell}(\theta) p_j(\theta)^{r-1}}{(r-1)!}.$$

Thus the marginal likelihood and its score are computed by the same forward dynamic program. For fixed-dimensional θ , the cost has the same order as the likelihood evaluation after the atom probabilities and their derivatives are available; more generally, evaluating all score components costs d times the cost of the scalar derivative recursion for $d = \dim(\theta)$. The posterior score is

$$\nabla_{\theta} \log \Pi(\theta | N) = \nabla_{\theta} \log \pi(\theta) + \nabla_{\theta} \log \bar{L}_b(\theta).$$

B.2 Numerical normalization

In implementation, the coefficient vector should be normalized after each convolution step, with scale factors accumulated separately, to avoid underflow and overflow. The derivative arrays $D_{j\ell}(R; \theta)$ should be normalized using the same scale factors as the corresponding coefficient arrays $C_j(R; \theta)$, so that the ratio in the score expression is unchanged.

C Sensitivity to the Dirichlet concentration parameter

The canonical marginal likelihood in the main text sets $\alpha_j = 1$ for all j , corresponding to a uniform Dirichlet prior on the contaminating probability vector q . Proposition 1 gives the marginal likelihood for general $\alpha_j > 0$; the Dirichlet factors $\prod_{j=1}^m (\alpha_j)_{k_j} / (\alpha_0)_K$ modulate how much prior mass is allocated to contamination patterns that concentrate on particular support atoms. For the symmetric subfamily $\alpha_j = \alpha$, $j = 1, \dots, m$, smaller α concentrates the contaminating distribution on fewer atoms *a priori*, while larger α spreads it more uniformly across the support. To assess sensitivity, consider the symmetric choice $\alpha_j = \alpha$ with the same Beta(1, b) prior on ϵ . Under this choice, the marginal likelihood is proportional, up to a factor independent of θ , to

$$\bar{L}_b^{(\alpha)}(\theta) = \sum_{r_1=0}^{N_1} \cdots \sum_{r_m=0}^{N_m} \left\{ \prod_{j=1}^m \frac{(\alpha)_{N_j - r_j}}{(N_j - r_j)! r_j!} p_j(\theta)^{r_j} \right\} \frac{B(1 + n - R, b + R)}{B(1, b) (m\alpha)_{n-R}},$$

where $R = \sum_j r_j$. When $\alpha = 1$, the factor $(\alpha)_{N_j - r_j} / (N_j - r_j)!$ equals one and the expression recovers $\bar{L}_b(\theta)$. Table 1 reports posterior bias, 95% credible interval length, and coverage for the symmetric atom-level choices $\alpha \in \{0.5, 1, 2\}$ crossed with $b \in \{1, 4, 9, 19, 99\}$, in the representative scenario $\theta_c = 0.75$, $\epsilon_0 = 0.20$, $n = 300$, $M = 20$, $\theta_0 = 0.30$, averaged over 50 replications. Across all α and b combinations, posterior bias is small (≤ 0.007) and coverage is 1.00. Larger α yields slightly shorter intervals and smaller bias, reflecting the additional prior regularization of the contaminating distribution. Overall, inference for θ is insensitive to the Dirichlet concentration in this range.

C.1 Sensitivity to contamination overlap and proportion

We next examine sensitivity to the separation between the structural and contaminating distributions and to the contamination proportion. The canonical Dirichlet choice $\alpha_j = 1$ is used here. Data were

Table 1: Sensitivity to the Dirichlet concentration parameter α in the contaminated binomial setting with $\theta_c = 0.75$, $\epsilon_0 = 0.20$, $n = 300$, $M = 20$ and $\theta_0 = 0.30$. Each cell averages over 50 replications.

α	b	Bias	Length	Coverage
0.5	1	+0.007	0.067	1.00
	4	+0.006	0.064	1.00
	9	+0.006	0.061	1.00
	19	+0.006	0.059	1.00
	99	+0.005	0.054	1.00
1	1	+0.004	0.059	1.00
	4	+0.004	0.057	1.00
	9	+0.004	0.056	1.00
	19	+0.004	0.054	1.00
	99	+0.003	0.051	1.00
2	1	+0.002	0.052	1.00
	4	+0.002	0.051	1.00
	9	+0.002	0.050	1.00
	19	+0.002	0.049	1.00
	99	+0.002	0.046	1.00

generated from

$$(1 - \epsilon_0) \text{Binomial}(20, 0.30) + \epsilon_0 \text{Binomial}(20, \theta_c),$$

with $\theta_c \in \{0.45, 0.60, 0.75\}$ and $\epsilon_0 \in \{0.10, 0.20, 0.30\}$. Each setting was averaged over 50 replications with $n = 300$. The analysis again does not use the contaminating distribution. Table 2 gives a compact numerical summary. The naive binomial analysis has short intervals but rapidly increasing bias and poor coverage as contamination increases. The Huber posterior substantially reduces the bias in every scenario. Coverage is close to nominal or conservative in the separated and moderately overlapping cases, and remains stable across the examined values of b in most settings. The main deterioration occurs in the hardest setting, where the contaminating distribution is close to the structural distribution and the contamination proportion is large, namely $\theta_c = 0.45$ and $\epsilon_0 = 0.30$. This behavior is expected since the prior $\epsilon \sim \text{Beta}(1, b)$ places more mass near small contamination proportions as b increases, equivalently favoring smaller contamination fractions. When the true contamination proportion is large, a large value of b therefore encourages the posterior to attribute too many observations to the structural component. This yields shorter intervals and can lead to under-coverage. Thus the sensitivity is concentrated in the weakly identifiable regime where contamination is both large and highly overlapping, reflecting weak identification rather than a numerical instability of the dynamic program.

Figure 2 shows the same results as functions of b . Larger b usually shortens the credible intervals slightly. This shortening is harmless in separated settings, but in the high-overlap, high-contamination case it produces the observed coverage loss. Overall, the sensitivity study supports the intended conclusion: the Huber marginal likelihood does not depend delicately on a single value of b . However, when substantial contamination is plausible, especially in high-overlap settings, a modest sensitivity grid over b is preferable to fixing a very large value.

Table 2: Sensitivity of posterior inference to contamination overlap θ_c , contamination proportion ϵ_0 , and prior parameter b , with $\alpha_j = 1$. Each row averages over 50 replications. Huber columns report the range over $b \in \{1, 4, 9, 19, 99\}$.

θ_c	ϵ_0	Naive bias	Naive coverage	Huber bias range	Huber coverage range
0.45	0.10	+0.015	0.20	[+0.011,+0.012]	[1.00,1.00]
0.45	0.20	+0.031	0.00	[+0.026,+0.026]	[0.98,0.98]
0.45	0.30	+0.045	0.00	[+0.041,+0.041]	[0.62,0.82]
0.60	0.10	+0.030	0.00	[+0.011,+0.012]	[1.00,1.00]
0.60	0.20	+0.061	0.00	[+0.019,+0.020]	[1.00,1.00]
0.60	0.30	+0.091	0.00	[+0.024,+0.028]	[0.88,0.92]
0.75	0.10	+0.045	0.00	[+0.001,+0.001]	[1.00,1.00]
0.75	0.20	+0.091	0.00	[+0.003,+0.004]	[1.00,1.00]
0.75	0.30	+0.137	0.00	[+0.002,+0.003]	[0.96,1.00]

Table 3: Posterior summaries for the structural parameter in the contaminated binomial example with $n = 300$, $M = 20$, $\theta_0 = 0.30$ and $\epsilon_0 = 0.20$. The row $b = 1$ corresponds to the uniform prior on ϵ .

Method	Posterior mean of θ	95% credible interval
Naive binomial	0.412	(0.400, 0.425)
Huber marginal, $b = 1$	0.307	(0.281, 0.333)
Huber marginal, $b = 4$	0.307	(0.282, 0.332)
Huber marginal, $b = 9$	0.307	(0.282, 0.331)
Huber marginal, $b = 19$	0.307	(0.283, 0.332)
Huber marginal, $b = 99$	0.307	(0.285, 0.329)
Oracle clean analysis	0.305	(0.292, 0.319)

D Binomial example details and diagnostics

For the contaminated bounded-count example in Section 5 of the main text, the structural model is $P_\theta = \text{Binomial}(M, \theta)$ on $\{0, \dots, M\}$, with

$$p_j(\theta) = \binom{M}{j} \theta^j (1 - \theta)^{M-j}, \quad j = 0, \dots, M.$$

The marginal likelihood is (5) with support size $m = M + 1$. For the Metropolis-adjusted Langevin sampler, the score recursion in Section B uses

$$\frac{\partial}{\partial \theta} p_j(\theta) = p_j(\theta) \left(\frac{j}{\theta} - \frac{M-j}{1-\theta} \right), \quad j = 0, \dots, M,$$

with the usual limiting interpretation at support points where $j = 0$ or $j = M$. All reported posterior summaries are based on the marginal likelihood and its analytic dynamic-programming score.

The one-dimensional posterior for θ was sampled using a Metropolis-adjusted Langevin algorithm on the logit scale, with the analytic dynamic-programming score. Because this example has a scalar structural parameter, we also evaluated the marginal likelihood directly on a fine grid over $\theta \in (0, 1)$ as an independent check. The resulting posterior means and credible intervals agreed with the Markov chain output to the reported precision. Trace plots and effective sample sizes for the reported b values are shown in Figure 3.

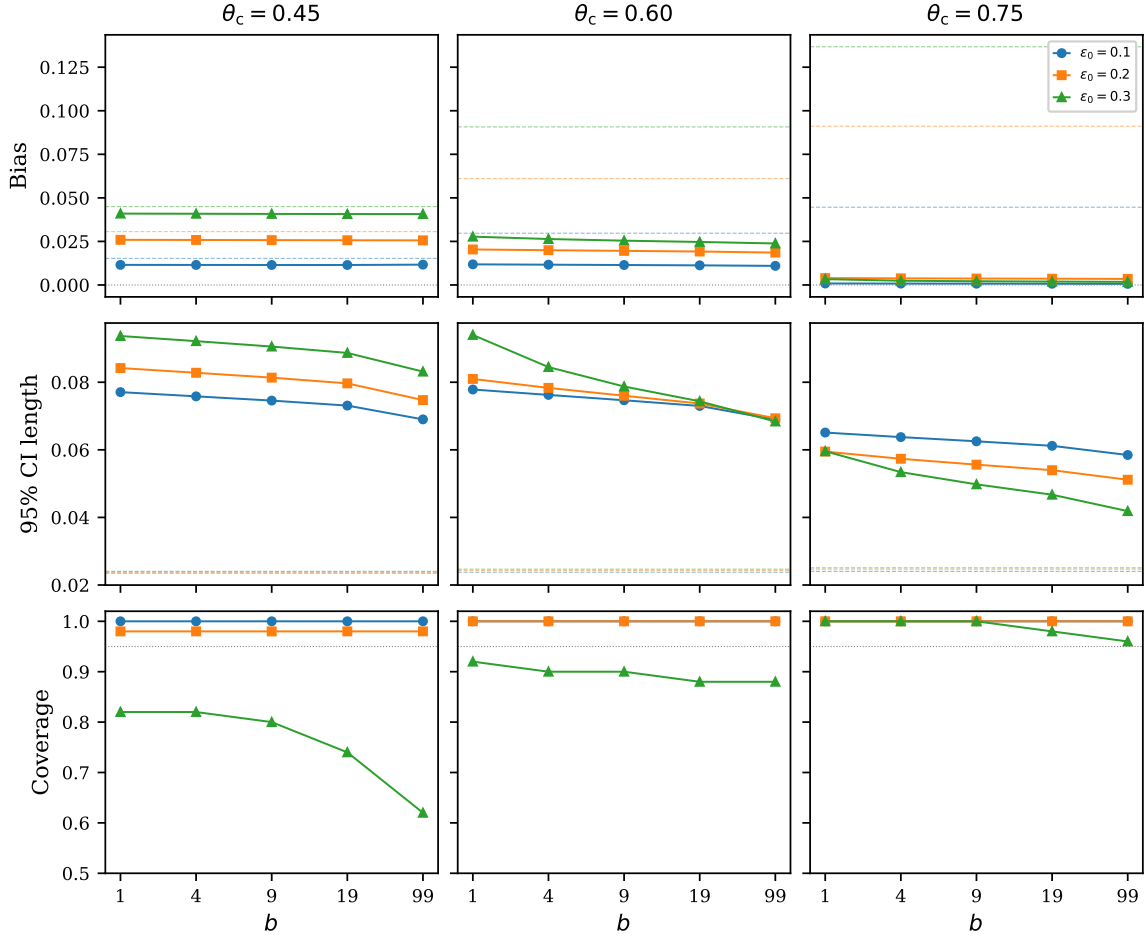


Figure 2: Sensitivity of bias, 95% credible interval length and coverage to the prior parameter b , across contamination overlaps $\theta_c \in \{0.45, 0.60, 0.75\}$ and contamination proportions $\epsilon_0 \in \{0.1, 0.2, 0.3\}$, with $\alpha_j = 1$. The top, middle and bottom rows show bias, 95% credible interval length and coverage, respectively. Dashed lines show the naive binomial baseline. Each point averages over 50 replications with $n = 300$, $M = 20$ and $\theta_0 = 0.30$.

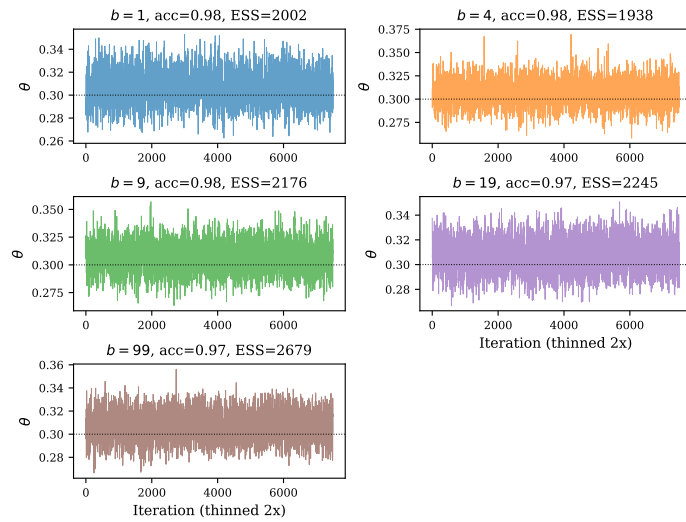


Figure 3: Trace plots of the Metropolis-adjusted Langevin sampler for different values of b .

References

- José M Bernardo and Adrian FM Smith. *Bayesian theory*, volume 405. John Wiley & Sons, 2009.
- Pier Giovanni Bissiri, Chris C. Holmes, and Stephen G. Walker. A general framework for updating belief distributions. *Journal of the Royal Statistical Society: Series B (Statistical Methodology)*, 78(5):1103–1130, 2016. doi: 10.1111/rssb.12158.
- Florian Brühlmann, Serge Petralito, Lena F. Aeschbach, and Klaus Opwis. The quality of data collected online: An investigation of careless responding in a crowdsourced sample. *Methods in Psychology*, 2:100022, 2020. doi: 10.1016/j.metip.2020.100022.
- Mengjie Chen, Chao Gao, and Zhao Ren. A general decision theory for Huber’s ϵ -contamination model. *Electronic Journal of Statistics*, 10(2):3752–3774, 2016. doi: 10.1214/16-EJS1217.
- Mengjie Chen, Chao Gao, and Zhao Ren. Robust covariance and scatter matrix estimation under Huber’s contamination model. *The Annals of Statistics*, 46(5):1932–1960, 2018. doi: 10.1214/17-AOS1607.
- Peter J. Huber. Robust estimation of a location parameter. *The Annals of Mathematical Statistics*, 35(1):73–101, 1964. doi: 10.1214/aoms/1177703732.
- Peter J. Huber and Elvezio M. Ronchetti. *Robust Statistics*. John Wiley & Sons, Hoboken, NJ, 2 edition, 2009. doi: 10.1002/9780470434697.
- Jeffrey W. Miller and David B. Dunson. Robust bayesian inference via coarsening. *Journal of the American Statistical Association*, 114(527):1113–1125, 2019. doi: 10.1080/01621459.2018.1469995.
- Andreas F. Ruckstuhl and Alan H. Welsh. Robust fitting of the binomial model. *The Annals of Statistics*, 29(4):1117–1136, 2001. doi: 10.1214/aos/1013699996.
- Matthew S. Shotwell and Elizabeth H. Slate. Bayesian outlier detection with Dirichlet process mixtures. *Bayesian Analysis*, 6(4):665–690, 2011. doi: 10.1214/11-BA625.
- Douglas G. Simpson, Raymond J. Carroll, and David Ruppert. M-estimation for discrete data: asymptotic distribution theory and implications. *The Annals of Statistics*, 15(2):657–669, 1987. doi: 10.1214/aos/1176350367.
- Isabella Verdinelli and Larry Wasserman. Bayesian analysis of outlier problems using the Gibbs sampler. *Statistics and Computing*, 1(2):105–117, 1991. doi: 10.1007/BF01889985.
- M. K. Ward and Adam W. Meade. Dealing with careless responding in survey data: Prevention, identification, and recommended best practices. *Annual Review of Psychology*, 74:577–596, 2023. doi: 10.1146/annurev-psych-040422-045007.