

Conditions for domain-free negative capacitance

Prasanna Venkatesan Ravindran, Priyanka Gundlapudi
Ravikumar, Asif Islam Khan

Abstract

While negative capacitance has been demonstrated in ferroelectric-dielectric heterostructures in the form of capacitance enhancement, all experimental evidence, to date, suggests the existence of domains therein. Here, we address the question: what are the conditions to achieve ideal, domain-free negative capacitance in ferroelectric-dielectric heterostructures? Our main claim is that for given thicknesses of the ferroelectric and the dielectric layers, there is a critical value of domain wall energy parameter — above which the system would be stabilized in an ideal and robust domain-free negative capacitance state and would be robust against domain formation. Our analyses suggest that to achieve ideal negative capacitance, efforts should lie in understanding the means to control the domain wall energy on all fronts, both theory and experiments via high throughput design, discovery, and engineering of ferroelectrics.

1 Introduction

Negative capacitance (NC) is an unstable state in a ferroelectric material in which the changes in the dielectric polarization (P) and the electric field (E) can occur in opposite directions. [1] Based on the Landau-Devonshire theory of ferroelectricity, a ferroelectric negative capacitance state can be stabilized in a ferroelectric-dielectric heterostructure. When a ferroelectric thickness t_F is smaller than a critical value $t_{F,c}$ for a given dielectric thickness t_D , the depolarizing field due to the dielectric layer can drive the ferroelectric layer into a homogeneous, zero polarization ($P = 0$), negative capacitance state (Fig. 1). Such a state minimizes the free energy of the FE-DE heterostructure. In doing so, the ferroelectric layer can passively amplify the voltage at the FE-DE interface and enhance the capacitance of the composite structure above that of the constituent dielectric layer. However, it has long been known that such a heterostructure can also exist in a multi-domain, ferroelectric state. [2–6] One of the early debates on this topic has been whether the formation of a domain pattern precludes the negative capacitance response from the ferroelectric layer. This debate was put to rest after Zubko et al. [7] experimentally demonstrated capacitance enhancement in a multi-domain, perovskite-based FE-DE heterostructure, followed by observation of local regions of negative dielectric permittivity in polar vortices and skyrmions [8, 9].

That being said, the answer to the question, whether a ferroelectric layer can exist in a globally stabilized, zero polarization ($P = 0$), negative capacitance state in a FE-DE structure lacks clarity. Such a state has neither been experimentally demonstrated nor been studied theoretically in sufficient detail. Negative capacitance in a multi-domain scenario has recently been theoretically analyzed in Ref. [10–13]. Hoffmann *et al.* showed a homogeneous, $P = 0$, NC state can exist if the lateral dimensions of the heterostructure is constrained below a critical limit. [12] Rollo *et al.* presented a case for the stabilization of negative capacitance in MFDM structures, emphasizing the importance of the quality of the ferroelectric-dielectric interface. [14] Despite these works making earnest attempts to address the problem, the integration of the Landau-Ginzburg-Devonshire framework with the electrostatics of ferroelectric-dielectric heterostructures is known for mathematical inconsistencies stemming from models not being self-consistent. Phase-field simulations have been used to

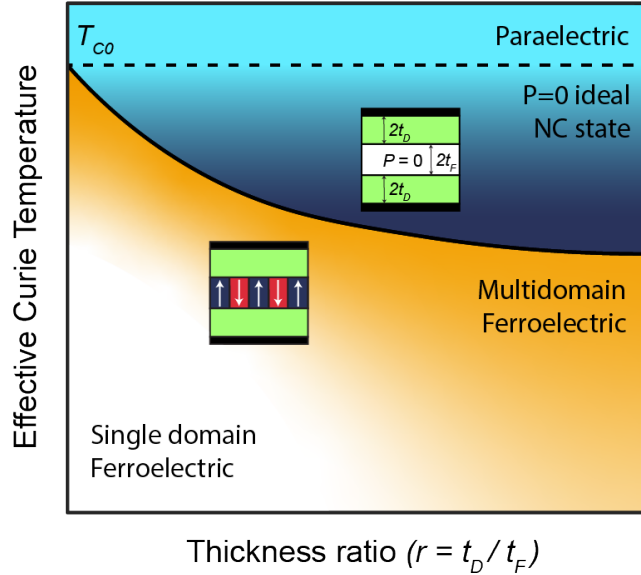


Figure 1: Phase plot of effective Curie temperature as a function of the thickness ratio r : The black curve shows the transition from a homogeneous zero-polarization, negative capacitance state to a multi-domain ferroelectric state in a FE-DE heterostructure. Despite several experimental efforts, the former has remained elusive leading to questions about the existence of such an ideal negative capacitance state. This letter analyzes the conditions on the domain wall energy parameter D for which the zero-polarization state becomes energetically more favorable than the multi-domain state at a given operating temperature. T_{C0} is the Curie temperature of the standalone ferroelectric material above which the material is paraelectric. t_D and t_F stand for the dielectric and ferroelectric thickness, respectively, while P represents the polarization.

address these inconsistencies and Saha *et al.* took into account the spatial variation of polarization within a domain and explained the crucial role of domain wall energy in stabilizing a homogeneous, zero polarization state ($P = 0$) with negative capacitance in such heterostructures using phase-field simulations. [11]

In this work, we address this question by using a model for a multi-domain FE-DE heterostructure presented in [15] based on the electrostatics of the multi-domain state at temperatures close to the Curie temperature T_{C0} , where the heterostructure transitions from a ferroelectric to a paraelectric phase. In FE-DE heterostructures, the effective Curie temperature T'_C decreases as the volume fraction of the dielectric layer is increased. For a given heterostructure, at temperatures between T_{C0} and T'_C , the homogeneous, zero polarization, negative capacitance state is stabilized before the heterostructure transitions to a multi-domain ferroelectric state below T'_C . (Fig. 1) Our key result is that for a given FE-DE heterostructure with ferroelectric thickness $t_F < t_{F,C}$ and operating temperature T_{op} , there exists a critical domain wall energy required to stabilize the ferroelectric layer in this zero polarization, negative capacitance state. Above this critical energy, the system is bound to be stable in this state irrespective of the length scale of the sample in the lateral dimensions.

2 Single domain scenario in ferroelectric-dielectric heterostructure

We first review the concept of the critical ferroelectric thickness $t_{F,C}$ in a FE-DE heterostructure in the single domain scenario as originally described in Ref. [1]. The free energy density per unit volume of a ferroelectric U_F can be expressed as an even order polynomial of P —*i.e.*, $U_F = \sum_{i=1,2,\dots} \alpha_i P^{2\cdot i}$ where α_i are anisotropy constants. For the sake of simplicity, we assume that the ferroelectric material exhibits a first order phase transition—*i.e.*, $\alpha_1 = 1/2\epsilon_F(T)$ where $\epsilon_F = M/(T - T_{C0})$ based on the Curie-Weiss law and $\alpha_i > 0$ for $i > 1$. Here, M and T_{C0} are the Curie constant and the Curie temperature, respectively. The free energy per unit volume of dielectric layer is represented by a single well energy landscape $U_D = D_D^2/2\epsilon_D$, with D_D and ϵ_D being the electric flux and the dielectric permittivity of the dielectric layer. Equating D_D to P , the energy density of the heterostructure is given by:

$$U = \frac{t_F U_F + t_D U_D}{t_F + t_D} = \frac{1}{2\epsilon'(T)} P^2 + \sum_{i=2,\dots} \alpha_i P^{2\cdot i} \quad (1)$$

where ϵ' is the effective dielectric constant of the heterostructure. ϵ' has the same functional form as that of ϵ_F , with T_C replaced by an effective Curie temperature T'_C , given as

$$T'_C = T_C - \frac{M}{\epsilon_D} r \quad (2)$$

where, r is the ratio between the thicknesses of the dielectric and the ferroelectric layers ($r = t_D/t_F$). At an operating temperature T_{op} , the $P = 0$ state will

Table 1: Material parameters for the ferroelectric and the dielectric layers

Parameter	Value
Dielectric layer	
Dielectric permittivity ϵ_D	$300\epsilon_0$
Ferroelectric layer	
Out-of-plane permittivity ϵ_{\perp}	$120\epsilon_0$
Curie temperature T_{C0}	1244 K
Curie constant M	$4.1 \times 10^5 \text{ K} \times \epsilon_0$
In-plane permittivity ϵ_{\parallel}	M/T_{C0}
Domain wall half width ξ_0	0.5 nm

be stable if $T'_C < T_{op} < T_{C0}$. For a given α_i and $T_{C0} > T_{op}$, the effective Curie temperature is lower than the operating temperature if $t_F < t_{F,C} = Mt_D/(T_{C0} - T_{op})\epsilon_D$. This implies that for $t_F < t_{F,C}$, the ferroelectric will be stable in the $P = 0$ state.

3 Multi-domain scenario in ferroelectric-dielectric heterostructure

We now consider the multi-domain scenario. We assume that each FE layer of thickness t_F is sandwiched between two DE layers each with a thickness of t_D . The electrostatics of this system close to the transition temperature has been adapted from [15]. We modify the Eq. 2 in [15] to introduce a unit-less proportionality constant, the domain wall energy parameter D as a measure of the domain wall energy in the multi-domain state resulting in the domain wall energy term being $D^2\xi_0^2\nabla^2P$. A higher D implies a higher domain wall energy and a higher threshold to forming domains while a lower one corresponds to a lower domain wall energy which would make domain formation easier. Taking into consideration the domain wall energy, the z component of the polarization in the ferroelectric layer P is given by the non-linear Ginzburg-Landau equation:

$$(T/T_{C0} - 1)P + P_0^{-2}P^3 - D^2\xi_0^2\nabla^2P = \frac{\epsilon_{\parallel}}{4\pi}E_z^{(f)} \quad (3)$$

Following a similar approach, we obtain the effective Curie temperature T'_C of the FE-DE heterostructures numerically. The effective Curie temperature is defined as the highest temperature at which a domain width (in turn, a domain configuration) is defined.

The FE and DE material parameters as used in this work are based on a $\text{PbTiO}_3/\text{SrTiO}_3$ heterostructure and are listed in the table 1. [7] Over the last decade, works have reported perovskite-structured FE-DE superlattices with individual ferroelectric layers as small as a few unit cells. [7–9] Simultaneously, perovskite structure ferroelectrics also have been scaled down to below 10 nm. [16,17] While the model is valid for any thickness range, in this work, we consider

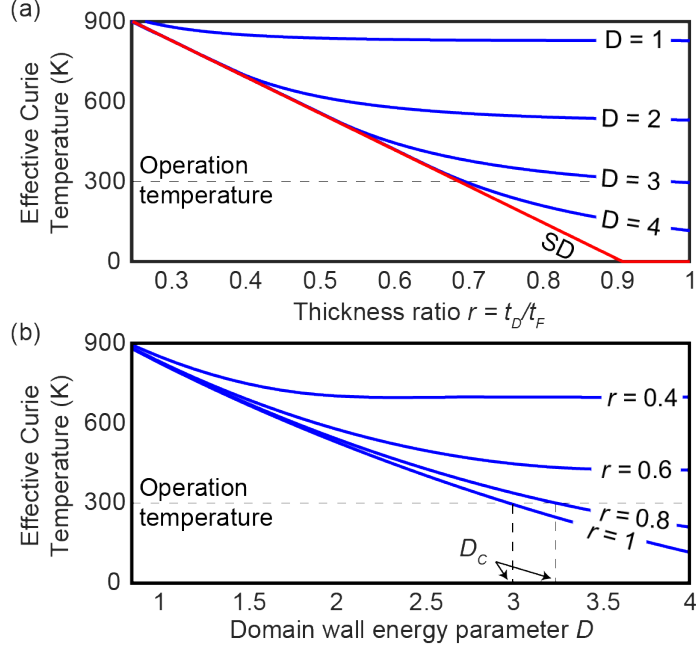


Figure 2: The variation of effective Curie temperature (a) with thickness ratios for different D and (b) with domain wall energy parameters for different r in FE-DE heterostructures with $t_F = 5$ nm. As D is increased, the effective Curie temperatures of multidomain heterostructures (blue) approach the effective Curie temperatures calculated from the single domain, homogeneous polarization model (red).

FE-DE superlattices with alternating layers of ferroelectric and dielectric with $t_F = 5$ nm.

For a fixed domain wall energy parameter D , the variation of the effective Curie temperature with the thickness ratio of dielectric to the ferroelectric is shown in Fig. 2(a). For lower values of D , the T'_C saturates closer to the T_{C0} . As D is increased, the curves approach the behavior of a domain-free ferroelectric system (red curve) as domain formation is made unfavorable by the increasing domain wall energy. The operating temperature is assumed to be the 300 K in this work. The decreasing T'_C with increasing D shows that for suitable D , the FE-DE structure would be stabilized in a $P = 0$, negative capacitance state at the operating temperature. Fig. 2(b) shows variation of T'_C with the D for different dielectric thicknesses. We observe that T'_C decreases with increasing D . For $t_F < t_{F,C}$ (equivalently, $r > r_C$), there is critical domain wall energy parameter D_C at which $T'_C < T_{op}$ indicating that the ferroelectric will be stabilized in a zero-polarization, negative capacitance state as suggested in Ref. [1] at room temperature for $D \geq D_C$.

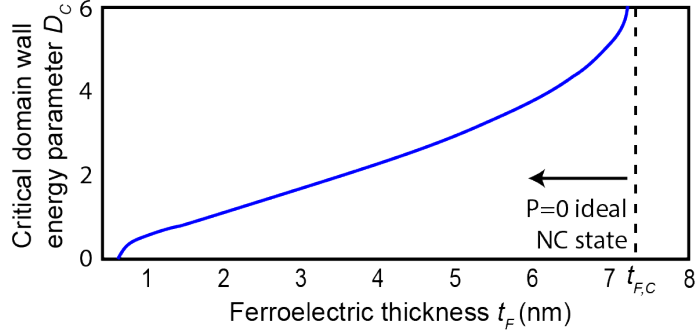


Figure 3: For a given $t_F < t_{F,C}$ there exists a critical domain wall energy parameter D_C above which the system is in a stable zero-polarization negative capacitance state at an operating temperature of 300 K and for $t_D = 5$ nm. While D is an intrinsic property, the critical domain wall energy parameter D_C depends on the thickness of the ferroelectric and is not an intrinsic property.

The critical domain wall parameter D_C is a function of the dielectric properties of the ferroelectric material and the ferroelectric and dielectric thicknesses. Based on the material parameters, we obtain $t_{F,c} = Mt_D / (T_{C0} - T_{op})\epsilon_D = 7.24$ nm. For a given t_D and $t_F < t_{F,C}$, there exists a minimum domain wall energy required to stabilize the ferroelectric in a single domain, homogeneous $P = 0$, negative capacitance state. Fig. 3 shows the variation of the critical domain wall energy parameter D_C with the ferroelectric thickness t_F for $t_F < t_{F,C}$.

Recent studies have reported that HfO₂ exhibits a negative domain wall energy ($f_{dw} = -18$ mJ/m²) for 180° domains, making the formation of these domains infinitely easy. [18] However, since D_C is always positive, it is not possible to stabilize HfO₂ layers dominated by these domain walls in a $P = 0$ ideal negative capacitance state in a FE-DE system, regardless of the dielectric and ferroelectric thickness. Nevertheless, negative capacitance effects have been experimentally observed in fluorite-type ferroelectric systems such as HfO₂ in previous studies, indicating that the current understanding of these materials may be insufficient for exploring negative capacitance at the nanoscale. [19–21] Moreover, practical HfO₂ contains multiple domains with about ten types of 180° and 90° domain walls within a single grain, which presents exciting opportunities for exploring the physics of negative capacitance in these materials. [22–24]

Research focused on domain wall energies and domain wall widths for different materials in different superlattices and under different stress and mechanical boundary conditions can offer valuable insights into the pathways for stabilizing the single-domain zero-polarization negative capacitance state. For example, HfO₂ has a domain wall energy of -18 mJ/m² and a domain wall width of 2.5 Å [18] while strained PbTiO₃ on SrTiO₃ substrates and KNO₃ on KTaO₃ substrates have a domain wall width of 1 nm and 1.2 nm respectively at low-temperatures. [7,15] However, this database is currently limited, and expanding

it to encompass a broader range of materials would be a valuable pursuit.

4 Conclusion

In conclusion, we have analyzed the possibility of a zero-polarization, negative capacitance state in ferroelectric-dielectric heterostructures using numerical results from a multi-domain model of the heterostructure. We show that for a given thickness of the dielectric and ferroelectric layers, there exists a critical value of the domain wall energy parameter only above which a single-domain zero-polarization, ideal negative capacitance state becomes stable. This points towards the need for further exploration of the energetics of domain walls and other functional materials like antiferroelectrics to achieve ideal stabilized negative capacitance that can potentially lead to ultra-low power transistors.

5 Acknowledgements

The work was supported by the National Science Foundation (NSF award no. 2047880 and 1810005). P.V.R. was supported by CRNCH PhD fellowship at Georgia Tech.

References

- [1] S. Salahuddin and S. Datta, “Use of negative capacitance to provide voltage amplification for low power nanoscale devices,” Nano letters, vol. 8, no. 2, pp. 405–410, 2008.
- [2] M. E. Lines and A. M. Glass, Principles and applications of ferroelectrics and related materials. Oxford university press, 2001.
- [3] A. Bratkovsky and A. Levanyuk, “Depolarizing field and “real” hysteresis loops in nanometer-scale ferroelectric films,” Applied physics letters, vol. 89, no. 25, p. 253108, 2006.
- [4] A. Kopal, T. Bahník, and J. Fousek, “Domain formation in thin ferroelectric films: The role of depolarization energy,” Ferroelectrics, vol. 202, no. 1, pp. 267–274, 1997.
- [5] A. Kopal, P. Mokry, J. Fousek, and T. Bahnik, “Displacements of 180 domain walls in electroded ferroelectric single crystals: The effect of surface layers on restoring force,” Ferroelectrics, vol. 223, no. 1, pp. 127–134, 1999.
- [6] P. Zubko, N. Stucki, C. Lichtensteiger, and J.-M. Triscone, “X-ray diffraction studies of 180° ferroelectric domains in PbTiO₃/SrTiO₃ superlattices under an applied electric field,” Physical review letters, vol. 104, no. 18, p. 187601, 2010.

- [7] P. Zubko, J. C. Wojdeł, M. Hadjimichael, S. Fernandez-Pena, A. Sené, I. Luk'yanchuk, J.-M. Triscone, and J. Íñiguez, “Negative capacitance in multidomain ferroelectric superlattices,” Nature, vol. 534, no. 7608, pp. 524–528, 2016.
- [8] A. K. Yadav, K. X. Nguyen, Z. Hong, P. García-Fernández, P. Aguado-Puente, C. T. Nelson, S. Das, B. Prasad, D. Kwon, S. Cheema, A. I. Khan, C. Hu, J. Íñiguez, J. Junquera, L.-Q. Chen, D. A. Muller, R. Ramamoorthy, and S. Salahuddin, “Spatially resolved steady-state negative capacitance,” Nature, vol. 565, no. 7740, pp. 468–471, 2019.
- [9] S. Das, Z. Hong, V. Stoica, M. Gonçalves, Y.-T. Shao, E. Parsonnet, E. J. Marks, S. Saremi, M. McCarter, A. Reynoso, C. Long, A. Hagerstrom, D. Meyers, V. Ravi, B. Prasad, H. Zhou, Z. Zhang, H. Wen, F. Gómez-Ortiz, P. García-Fernández, J. Bokor, J. Íñiguez, J. W. Freeland, N. D. Orloff, J. Junquera, L.-Q. Chen, S. Salahuddin, D. A. Muller, L. Martin, and R. Ramesh, “Local negative permittivity and topological phase transition in polar skyrmions,” Nature materials, vol. 20, no. 2, pp. 194–201, 2021.
- [10] H. W. Park, J. Roh, Y. B. Lee, and C. S. Hwang, “Modeling of negative capacitance in ferroelectric thin films,” Advanced Materials, vol. 31, no. 32, p. 1805266, 2019.
- [11] A. K. Saha and S. K. Gupta, “Multi-domain negative capacitance effects in metal-ferroelectric-insulator-semiconductor/metal stacks: A phase-field simulation based study,” Scientific reports, vol. 10, no. 1, pp. 1–12, 2020.
- [12] M. Hoffmann, M. Pešić, S. Slesazek, U. Schroeder, and T. Mikolajick, “On the stabilization of ferroelectric negative capacitance in nanoscale devices,” Nanoscale, vol. 10, no. 23, pp. 10 891–10 899, 2018.
- [13] A. Cano and D. Jiménez, “Multidomain ferroelectricity as a limiting factor for voltage amplification in ferroelectric field-effect transistors,” Applied Physics Letters, vol. 97, no. 13, p. 133509, 2010.
- [14] T. Rollo, F. Blanchini, G. Giordano, R. Specogna, and D. Esseni, “Stabilization of negative capacitance in ferroelectric capacitors with and without a metal interlayer,” Nanoscale, vol. 12, no. 10, pp. 6121–6129, 2020.
- [15] V. Stephanovich, I. Luk'yanchuk, and M. Karkut, “Domain-enhanced interlayer coupling in ferroelectric/paraelectric superlattices,” Physical review letters, vol. 94, no. 4, p. 047601, 2005.
- [16] N. Pertsev, J. Rodriguez Contreras, V. Kukhar, B. Hermanns, H. Kohlstedt, and R. Waser, “Coercive field of ultrathin pb (zr 0.52 ti 0.48) o 3 epitaxial films,” Applied physics letters, vol. 83, no. 16, pp. 3356–3358, 2003.

- [17] Y. Kim, D. Kim, J. Kim, Y. Chang, T. Noh, J. Kong, K. Char, Y. Park, S. Bu, J.-G. Yoon et al., “Critical thickness of ultrathin ferroelectric BaTiO_3 films,” Applied Physics Letters, vol. 86, no. 10, p. 102907, 2005.
- [18] H.-J. Lee, M. Lee, K. Lee, J. Jo, H. Yang, Y. Kim, S. C. Chae, U. Waghmare, and J. H. Lee, “Scale-free ferroelectricity induced by flat phonon bands in hfo_2 ,” Science, vol. 369, no. 6509, pp. 1343–1347, 2020.
- [19] J. Zhou, G. Han, Q. Li, Y. Peng, X. Lu, C. Zhang, J. Zhang, Q.-Q. Sun, D. W. Zhang, and Y. Hao, “Ferroelectric hfo_2 x ge and gesn pmosfets with sub-60 mv/decade subthreshold swing, negligible hysteresis, and improved i_{ds} ,” in 2016 IEEE International Electron Devices Meeting (IEDM). IEEE, 2016, pp. 12–2.
- [20] J. Li, J. Zhou, G. Han, Y. Liu, Y. Peng, J. Zhang, Q.-Q. Sun, D. W. Zhang, and Y. Hao, “Negative capacitance ge pfets for performance improvement: Impact of thickness of hfo_2 x,” IEEE Transactions on Electron Devices, vol. 65, no. 3, pp. 1217–1222, 2018.
- [21] S. S. Cheema, N. Shanker, L.-C. Wang, C.-H. Hsu, S.-L. Hsu, Y.-H. Liao, M. San Jose, J. Gomez, W. Chakraborty, W. Li et al., “Ultrathin ferroic hfo_2 - zro_2 superlattice gate stack for advanced transistors,” Nature, vol. 604, no. 7904, pp. 65–71, 2022.
- [22] E. D. Grimley, T. Schenk, T. Mikolajick, U. Schroeder, and J. M. LeBeau, “Atomic structure of domain and interphase boundaries in ferroelectric hfo_2 ,” Advanced Materials Interfaces, vol. 5, no. 5, p. 1701258, 2018.
- [23] M. Hoffmann, S. Slesazek, and T. Mikolajick, “Progress and future prospects of negative capacitance electronics: A materials perspective,” APL Materials, vol. 9, no. 2, p. 020902, 2021.
- [24] D. H. Lee, Y. Lee, K. Yang, J. Y. Park, S. H. Kim, P. R. S. Reddy, M. Materano, H. Mulaosmanovic, T. Mikolajick, J. L. Jones et al., “Domains and domain dynamics in fluorite-structured ferroelectrics,” Applied Physics Reviews, vol. 8, no. 2, p. 021312, 2021.