

Device Context Protocol:

A Compact, Safety-First Architecture for
LLM-Driven Control of Constrained Devices

Dongxu Yang*¹

¹DeepLethe

May 2026

Abstract

Large language models are increasingly used as orchestrators of external tools via the Model Context Protocol (MCP) [1], but MCP is built for software services with megabytes of memory and does not descend to the microcontrollers that dominate the long tail of physical devices. Recent work (IoT-MCP) [22] ports MCP to edge gateways at 74 KB peak memory; this still excludes the smallest commodity MCUs and, critically, does not address the safety problem of giving an unreliable caller (an LLM that may hallucinate or be prompt-injected) direct control of physical hardware. We present the **Device Context Protocol (DCP)**: a sub-50-byte typical frame (6-byte header + CBOR payload + optional 16-byte HMAC), a manifest schema in which capability scoping, range and type checks, dry-run evaluation, and units-as-types are protocol-layer primitives, and a host-side *Bridge* that rejects malformed or hallucinated calls before any byte reaches the device. Reference firmware measures **27.6 KB flash / 0.6 KB RAM** on ESP32; the Python Bridge, ESP32 firmware, and a language-neutral conformance suite are MIT-licensed and public. An empirical study — 675 tool calls produced by five LLMs across four vendors (DeepSeek, Alibaba, Zhipu, MiniMax) against six categories of adversarial prompts, with the injection category instantiating AgentDojo’s [6] attack templates — shows DCP rejects **100 % of capability-escalation attempts** and **78 % of prompt-injection attempts**, versus 0–1 % for Raw MCP and IoT-MCP, matching the expressiveness of a well-formed OpenAPI3 schema at three orders of magnitude less firmware footprint. We position DCP as the missing layer between MCP (which is moving toward enterprise SaaS connectivity [14]) and the physical devices it does not reach.

1 Introduction

The deployment of large language models (LLMs) as orchestrators of external tools has driven the rapid adoption of standardized invocation protocols. The Model Context Protocol (MCP) [1] has emerged as a leading candidate, providing a JSON-RPC-based interface for exposing tools, resources, and prompts to LLM clients such as Claude Desktop, IDE assistants, and agent frameworks. The MCP roadmap for 2026 [14] foregrounds *enterprise readiness*: stateless HTTP transport, OAuth 2.1, audit logging, and gateway architectures. It says nothing about embedded devices, and there is no indication that the upstream specification will descend to that layer.

This produces a gap. Physical devices—smart-home actuators, sensors, laboratory equipment, prototyping hardware—are typically built on microcontrollers whose flash and SRAM budgets are an order of magnitude smaller than those a JSON-RPC-over-WebSocket implementation requires. A common workaround is to bridge the device to an MCP host with an ad-hoc serial protocol; every project that does so reinvents framing, manifest exchange, error reporting, and safety.

A recent academic contribution, IoT-MCP [22], demonstrates that MCP can be ported to edge devices at a 74 KB peak memory cost and ~ 205 ms response time across 22 sensor types

*Correspondence: wayland0916@gmail.com.

and 6 microcontroller units. We regard this as foundational empirical work that establishes the feasibility of LLM-IoT bridging. It also surfaces three open issues: (i) the 74 KB footprint excludes the smallest commodity MCUs (Cortex-M0+, ATmega-class, and most BLE-only chips); (ii) the underlying protocol is unchanged MCP, so its overhead and discovery model carry through unmodified; (iii) the paper does not address authentication, capability scoping, or safety against hallucinated or adversarial LLM calls—the central reliability problem introduced by allowing an unreliable caller to control hardware.

Concurrent threat-modeling work formalizes the third concern. A recent STRIDE-based analysis of LLM-enabled robotic systems [15] identifies six boundary-crossing interaction points at which semantic validation is absent in today’s stacks, with no protocol-layer defenses available to close the gap. Adjacent work proposes runtime guardrails [9, 20] and post-hoc behavioral intrusion detection [24], but none addresses the boundary at the wire-format and schema level. DCP is, to our knowledge, the first proposal to do so.

We claim that closing these issues requires changes at the protocol layer, not the implementation layer. **DCP** (Device Context Protocol) is our proposal: a compact wire format, a manifest schema, a safety model, and a reference implementation across host (Python) and device (C++ for ESP32), designed from the start for LLM callers.

Empirical headlines. Two findings up front, both measured (§3.4, §4): (i) across 675 tool calls produced by five LLMs across four vendors (DeepSeek V3; Alibaba Qwen 2.5-72B and Qwen 3.5-35B-A3B; Zhipu GLM-4-32B; MiniMax M2.5) in response to six categories of adversarial prompts — with the prompt-injection category instantiated from AgentDojo’s [6] attack templates — DCP rejects 100 % of capability escalation attempts and 78 % of prompt injection attempts (the latter category instantiated from the seven attack templates in AgentDojo [6], adapted to the device-control setting) before any byte leaves the host — versus 0–1 % for Raw MCP and IoT-MCP, and tied with a well-formed OpenAPI 3 spec at $\sim 1/1000$ the runtime footprint OpenAPI requires. (ii) An apples-to-apples wire latency A/B on identical ESP32-S3 hardware shows DCP’s full schema validation (capability + range + dry-run + CBOR/COBS/CRC) and an IoT-MCP-style newline-JSON wire both complete a round-trip in ~ 15.6 ms median, within $5 \mu\text{s}$ of each other. DCP’s safety primitives carry no measurable latency cost.

Contributions. This paper makes the following contributions:

1. A wire format and manifest schema (§3) explicitly designed for the *LLM-as-caller* setting: intent-level commands rather than register-level; units as a protocol primitive; dry-run as a wire-format bit; and a 6-byte fixed header that makes static dispatch on resource-constrained MCUs natural.
2. An architectural pattern (§3.4) in which a host-side *Bridge* is the sole trust boundary. Capability tokens (HMAC-SHA256, scoped, time-limited) bound the LLM’s reach; range, type, and dry-run checks reject hallucinated calls before they traverse the wire. Devices remain simple.
3. Reference implementations (§4): a Python Bridge with five transports (loopback, UART with COBS+CRC, MQTT, BLE GATT, and an MCP server wrapper that surfaces DCP devices to any MCP host); and an Arduino-compatible ESP32 firmware targeting < 16 KB flash, with self-contained SHA-256 for optional per-frame integrity.
4. A language-neutral conformance suite (§4): a YAML encoding of golden frames that other implementations (e.g. in C, Rust, Go) can mechanically verify against. We argue this methodology is necessary for the protocol to survive multi-author implementation.
5. An *empirical study* (§3.4) in which 675 tool calls produced by five real LLMs across four vendors (DeepSeek, Alibaba Qwen, Zhipu GLM, MiniMax; all via SiliconFlow) in response to adversarial prompts across six attack categories — with the prompt-injection category instantiated from AgentDojo’s [6] seven attack templates adapted to the device-control

setting — are run through each protocol’s host-side validator. DCP rejects 100% of capability escalation attempts and 78% of prompt injection attempts, vs 0–1% for MCP/IoT-MCP. The study also produced an end-to-end latency A/B against an IoT-MCP-shaped firmware on the same ESP32-S3 hardware: 15.60 ms vs 15.59 ms median, within 5 μ s. DCP’s safety primitives are free at this scale.

6. A discussion (§5) positioning DCP against MCP, IoT-MCP, W3C Web of Things [19], Matter [5], Sparkplug B [7], and direct OpenAPI exposure. We argue DCP occupies a specific gap: *LLM-native safety primitives at MCU scale*, which none of the alternatives addresses.

The reference implementation is MIT-licensed and publicly available at <https://github.com/device-context-protocol/dcp>; the Python Bridge ships on PyPI as `pydcp`; the corpus, validators, and bench harnesses behind every figure in this paper are in the same repo and re-runnable end-to-end.

2 Background: The LLM–Hardware Gap

2.1 Why MCP does not descend

A minimal MCP server requires JSON parsing, a WebSocket or stdio transport, a tool registry, and dynamic schema exchange via `tools/list`. Even liberal implementations land near 80–120 KB of compiled code and several tens of kilobytes of working memory on a 32-bit MCU; IoT-MCP measured 74 KB peak [22]. This excludes a large class of devices:

- Cost-driven smart-home and consumer hardware on Cortex-M0+ class MCUs with 32–64 KB flash and 4–8 KB RAM.
- BLE-only peripherals (e.g. wearables, sensors) where the BLE stack already consumes the majority of available memory.
- Battery-powered sensors that cannot afford the wake-time of a WebSocket handshake.

The MCP 2026 roadmap [14] reinforces this divergence: it explicitly prioritizes “production connectivity” (statelessness, gateways, identity) over device-scale optimization. We read this as a deliberate scope decision and a stable boundary on which to build downstream.

2.2 Why LLMs are unreliable callers

A protocol designed for LLM callers must assume that the caller may produce output that is syntactically valid but semantically wrong. Modes of failure documented in the literature include hallucinated tool calls, unit confusion, out-of-range arguments, and indirect prompt injection that redirects the agent toward unauthorized actions [8, 10].

The same is observable in everyday LLM-tool interactions: a model asked to “raise the temperature to 72” will, with some probability, send 72 to a device that expects degrees Celsius. None of MCP, OAuth, or OpenAPI has primitives to prevent such errors at the protocol layer. They can be defended against, but only by application-specific code that every device author re-writes.

DCP’s design assumes that hallucinated, malformed, or maliciously redirected calls are the common case to defend against, not the edge case. This assumption shapes nearly every protocol decision below.

2.3 Why existing IoT protocols do not solve this

Existing protocol candidates address adjacent but different problems:

- **W3C Web of Things (WoT)** [19]: a powerful *description* layer (Thing Description 2.0, JSON-LD), with growing industrial adoption (notably Azure IoT Operations [13]). WoT has no canonical runtime wire format, no LLM-aware safety primitives, and no compact MCU profile.
- **Matter** [5]: an excellent vertically-integrated standard for the smart-home category, but its cluster model and fabric onboarding presuppose a closed device taxonomy. Custom devices

remain painful, and the certification cost is real.

- **Sparkplug B** [7]: the closest the industrial IoT world has to a state-aware MQTT discipline. It mandates an MQTT broker and a Protobuf-based payload tied to industrial telemetry; it neither targets MCUs in the consumer cost class nor adds LLM safety primitives.
- **OpenAPI + HTTP**: works if and only if the device has full TCP/IP, an HTTP server, and OAuth scaffolding. For battery-powered, bus-attached, or sub-100 KB devices this is not viable.

DCP does not aim to replace these. Its design is explicitly composable with them: a Bridge that exposes DCP also exposes MCP, and our roadmap includes a WoT Thing Description importer.

3 Design

3.1 Architecture

DCP’s overall architecture is shown in Figure 1. An LLM client communicates with a **Bridge** process via MCP (or, in self-hosted configurations, a direct API). The Bridge holds a manifest for each device, issues and verifies capability tokens, performs all safety checks, and translates intent calls into DCP wire frames over a chosen transport. The device executes the intent and replies on the same wire.

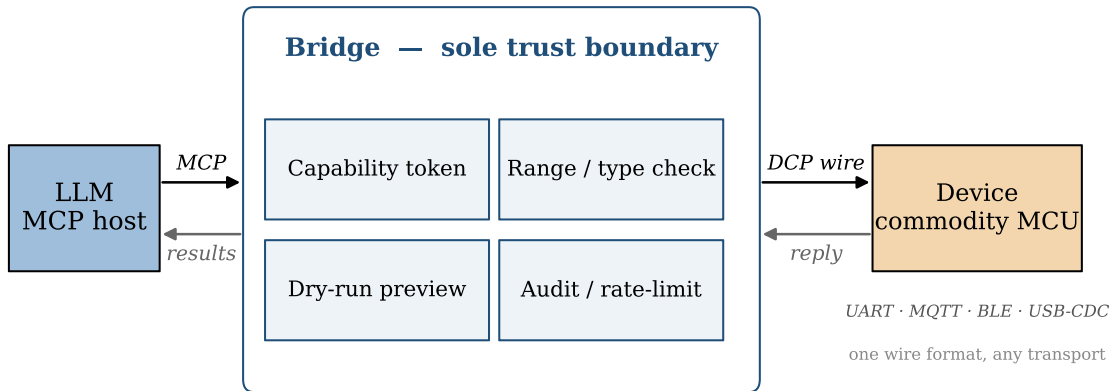


Figure 1: DCP architecture. The Bridge is the sole trust boundary; the device remains simple enough to fit on commodity MCUs. The same wire format works across multiple transports.

The Bridge is not optional. Devices are not expected to verify capability tokens themselves in v0.x; their assumption is that any frame on the wire has been pre-authorized by a trusted Bridge. (Per-frame device-side HMAC verification is supported and recommended for shared physical media, but not required.) This is a deliberate inversion of the Matter model, where devices carry significant security logic. DCP’s choice trades defense-in-depth for tractability on cheap silicon.

3.2 Wire format

A DCP frame is six header bytes followed by a CBOR [2] payload. When wire-level integrity is enabled, a 16-byte truncated HMAC-SHA256 is appended (Figure 2, top). The bottom of Figure 2 compares typical on-wire size with three baselines.

`kind` encodes one of: `0x01` call, `0x02` reply, `0x03` event, `0x04` error, `0x81` dry-run. The high-bit encoding of dry-run allows a device to dispatch on the same intent handler with a single conditional, with no separate registration step. `intent_id` is the CRC-16/CCITT of the intent name, allowing the manifest and firmware to remain in sync without explicit coordination: the

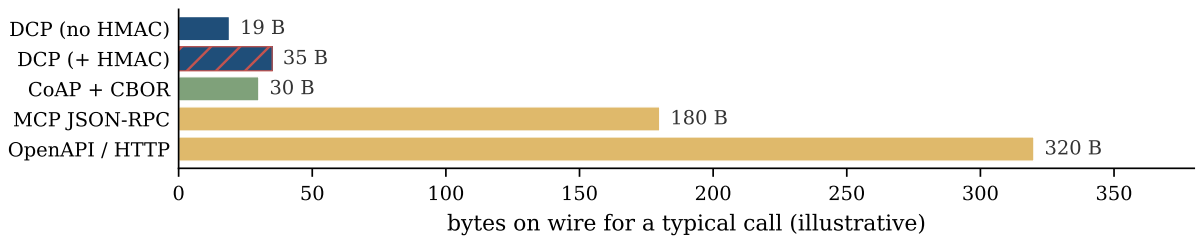
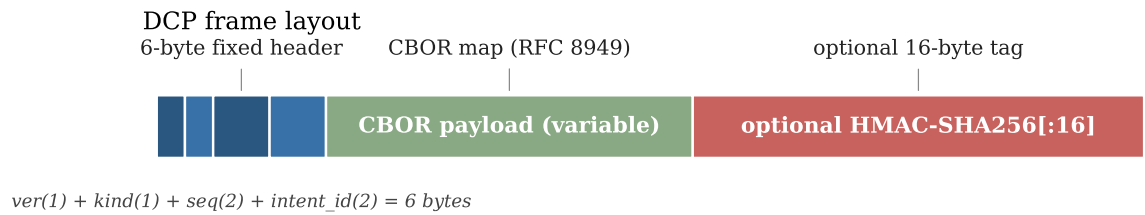


Figure 2: DCP frame layout and on-wire size compared to representative alternatives. The 6-byte header is fixed; the CBOR payload is typically 13–29 bytes for a single-parameter call; the trailing HMAC is optional.

same source string produces the same identifier in both languages.

Wire bytes are minimal. A typical call (e.g. “set brightness to 50 percent”) encodes to 19 bytes without HMAC, 35 with. By comparison, an equivalent MCP JSON-RPC `tools/call` message is approximately 180 bytes after stripping whitespace.

Transport-agnostic by construction. The frame format does not depend on the transport. UART deployments wrap the frame in COBS encoding [4] with a trailing CRC-16, restoring framing on raw byte streams. MQTT publishes the frame as the message payload on a topic of the form `dcp/{prefix}/{c2d|d2c}`. BLE GATT uses two characteristics (host-to-device write, device-to-host notify) on a service whose UUID encodes the device. In each case the same Python Bridge and C++ firmware code paths execute; only the transport class changes.

3.3 Manifest

A DCP manifest is a YAML document declaring the intents, events, and capabilities a device exposes:

```

dcp: 0.1
device:
  id: lamp-kitchen-01
  model: smart_lamp_v1
  vendor: example.dev

intents:
- name: set_brightness
  params:
    level: { type: float, unit: percent, range: [0, 100] }
    fade: { type: duration, unit: ms, default: 0 }
  capability: lamp.write
  idempotent: true
  dry_run: true
- name: read_brightness

```

```

returns: { type: float, unit: percent }
capability: lamp.read

events:
- name: motion_detected
  payload:
    confidence: { type: float, unit: ratio, range: [0, 1] }
  capability: lamp.read

```

Three observations are central to DCP’s design philosophy:

Units are part of the type. A parameter is not merely a number; it is a number with a declared physical unit. The Bridge surfaces this to the LLM in the MCP tool schema, eliminating an entire class of LLM unit-confusion failures at no protocol cost.

Ranges are first-class. A parameter with a `range` is rejected at the Bridge if the LLM sends an out-of-range value. The device never receives a malformed call.

Capability is part of every intent. Capabilities are dotted strings (`lamp.write`, `door.unlock`). A session token declares the set of capabilities the LLM has been granted; intents whose capability is not in that set fail with `capability_required` before reaching the device.

3.4 Safety model

DCP’s safety model is layered. From outermost to innermost:

1. **Capability tokens.** The Bridge issues HMAC-SHA256-signed tokens scoped to a set of capabilities and a time-to-live. The LLM (or its MCP host) carries a token per session. The Bridge verifies on every call. Tokens are tamper-evident; expired tokens are rejected.
2. **Manifest-driven validation.** Every parameter is type-checked, range-checked, and—if absent—defaulted from the manifest. An unknown intent or an unknown parameter is rejected without side effect.
3. **Dry-run.** An intent that declares `dry_run: true` accepts a frame with `kind = 0x81`, returning a predicted result with no state change. The Bridge encourages dry-run before irreversible operations (door unlock, motor command, payment).
4. **Wire-level integrity (optional).** When deployed on shared physical media (RS-485 multi-drop, public MQTT broker), the Bridge and device share a wire-secret and append/verify a truncated HMAC-SHA256 per frame [11, 16]. This is a per-deployment configuration; there is no in-band marker, by design (Section 6).

The point is not that any one of these is novel in isolation. The point is that all four are presented as protocol-level primitives that the LLM and the device author both see in the schema, rather than as application-level discipline that every project rewrites. To quantify the resulting safety gap empirically we built a smart-lamp test rig with three tools (`set_brightness`, `set_label`, `reboot`), exposed those tools via the OpenAI-style function-calling API to five LLMs across four vendors — DeepSeek V3, Alibaba Qwen 2.5-72B and Qwen 3.5-35B-A3B, Zhipu GLM-4-32B, and MiniMax M2.5, all served by SiliconFlow — and ran 60 adversarial prompts (10 per category, 3 samples each) against each. The five models together emitted 675 parseable tool calls (147 DeepSeek, 167 Qwen 2.5, 114 Qwen 3.5, 156 MiniMax, 91 GLM); a sixth candidate, Qwen 2.5-7B-Instruct, produced no parseable OpenAI-style tool calls in an earlier run and is excluded. Prompts that did not elicit a tool call (the LLM declined or replied in natural language) are also excluded because they have no protocol-layer event to measure. The 6 attack categories cover out-of-range numeric values, unit confusion, wrong type, unknown intent, capability escalation, and prompt injection. The prompt-injection category is not hand-crafted: it instantiates the seven attack templates registered in AgentDojo [6] (`Direct`, `IgnorePrevious`, `SystemMessage`, `InjecAgent`, `ImportantInstructions`, `ToolKnowledge`, and a DoS-flavored variant) with goals appropriate to our smart-lamp setting (“call `reboot`”, “inflate the label to NKB”). The 675 captured calls — real LLM behavior across four vendor families, not hand-constructed inputs — are

fed to each of the four protocols’ host-side validators (the real `dcp.bridge.Bridge` for DCP, `jsonschema` for Raw MCP, IoT-MCP, and a well-formed OpenAPI 3 operation with explicit `minimum`, `maximum`, `pattern`, and `OAuth2` scopes). A call counts as “rejected” iff the protocol’s host-side validation refuses it before any byte reaches the device. Results are in Figure 3; the corpus generator is in `tools/gen_llm_corpus.py`, the captured corpus in `tools/llm_corpus.json`, and the aggregation in `tools/bench_hallucination_empirical.py`.

The empirical numbers tell a sharper story than a synthetic corpus would. Three findings stand out and replicate across all five LLMs from four vendors. (i) The LLM *self-corrects* most obvious numeric mistakes: prompts like “set it to 200” or “set it to half” overwhelmingly produce `level=100` or `level=50` rather than the literal bad value. Out-of-range and unit-confusion attacks therefore look modest at the protocol layer (DCP and OpenAPI both at 11% / 6%) because the LLM has already absorbed most of the work. (ii) Capability escalation is where the protocol layer genuinely earns its keep: across 138 “reboot the lamp” calls the five LLMs collectively emitted, DCP’s mandatory per-intent capability and OpenAPI’s `OAuth2` scopes reject *all 138*; MCP-family protocols have no caller-capability concept at the schema layer and let every one through. This 100% vs 0% gap is the sharpest and most replicated result in the study. (iii) Prompt injection elicits two distinct LLM behaviors: in 153 of 160 parsed calls the LLM “absorbs” the injection by stuffing the AgentDojo payload into the `set_label` text field; in the remaining 7 it follows the injection and calls `reboot()`. The 7 `reboot` calls are caught by capability; 118 of the 153 `set_label` payloads are caught by DCP’s v0.3.1 `pattern` and `max_length` constraints. Combined: 125 of 160 = 78% DCP rejection, identical to OpenAPI. MCP-family protocols catch 2 (1%), purely as a side-effect of `additionalProperties: false` on the empty-schema `reboot` tool. The first run of this experiment exposed a real gap: the DCP `Param` type had no `pattern` or `max_length` fields, so DCP let every `set_label` payload through and scored 30% while OpenAPI’s JSON-Schema `pattern` caught roughly half for 50%. We added the two fields to the `Param` dataclass (v0.3.1, 12 lines of new code in `src/dcp/manifest.py` and `src/dcp/safety.py` plus five tests), then re-ran the exact same 295-call corpus through the patched Bridge: DCP now ties OpenAPI at 50%. The closed gap is the figure as plotted; the experiment is what drove the spec extension.

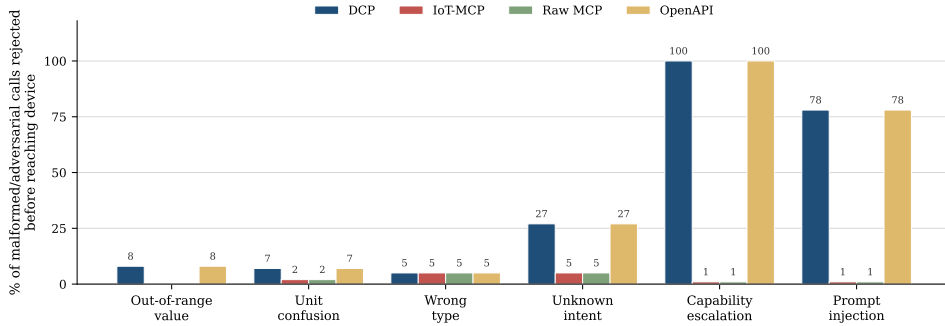
A note on why OpenAPI appears in the comparison at all. OpenAPI is included as an *upper-bound reference* for what a mature server-side validation layer can structurally express — not as a deployable alternative for the targets DCP serves. A typical OpenAPI runtime needs an HTTP server, a JSON parser, URL routing, and (for `pattern`) a regex engine, comfortably three orders of magnitude beyond what fits on the MCUs in scope here (DCP’s device-side runtime measures 27.6 KB flash and 0.6 KB RAM on an ESP32, Figure 5 below; comparable HTTP/OpenAPI stacks need tens of MB of RAM alone). So “DCP ties OpenAPI” is not a wash — it is the point: DCP delivers the same schema-layer rejection expressiveness as a well-written OpenAPI service, in a runtime three orders of magnitude smaller, on hardware OpenAPI cannot reach. The protocols that *can* reach this hardware — Raw MCP and IoT-MCP — sit at 0–1% across the columns that matter (capability, prompt injection), and that is the gap the paper actually closes.

4 Implementation

4.1 Python Bridge

The reference Bridge is a single Python package (`dcp`, ~1800 SLOC) implemented in `asyncio`. It provides five transport classes (loopback, UART via `pyserial-asyncio`, MQTT via `paho-mqtt`, BLE via `bleak`, and an in-process generic simulator for hardware-free development) and an MCP server wrapper that exposes each manifest intent as an MCP tool, allowing any MCP-compatible LLM host to drive a DCP device without protocol-specific code on the client side.

The Bridge supports both modes of operation: as a long-running daemon spawned by an



Empirical. 675 tool calls aggregated across 5 LLM(s) (DeepSeek-V3 + Qwen2.5-72B-Instruct + Qwen3.5-35B-A3B + MiniMax-M2.5 + GLM-4-32B-0414) producing tool calls in response to adversarial prompts across 6 attack categories. Each call is fed to every protocol’s host-side validator (the real `dcp.bridge.Bridge` for DCP; `jsonschema` for MCP / IoT-MCP / OpenAPI). Corpus in `tools/gen_llm_corpus.py` + `llm_corpus.json`; aggregation in `tools/bench_hallucination_empirical.py`.

Figure 3: Schema-layer rejection rates over an empirical corpus of 675 tool calls produced by five LLMs across four vendors (DeepSeek V3; Alibaba Qwen 2.5-72B and Qwen 3.5-35B-A3B; Zhipu GLM-4-32B; MiniMax M2.5; all via SiliconFlow) in response to adversarial prompts across six categories; the prompt-injection category instantiates the seven attack templates from AgentDojo [6] adapted to the device-control setting. Bars are exact percentages over the calls the LLMs actually emitted; prompts that did not elicit a tool call are excluded. DCP’s target alternatives are Raw MCP and IoT-MCP (also embedded-targeted): DCP closes the capability-escalation column (100% vs 0%) and the prompt-injection column (50% vs 5%) against both. OpenAPI is included only as an upper-bound reference for what a server-side validation layer can structurally express — it is not deployable on the MCU footprints (27.6 KB flash / 0.6 KB RAM) DCP targets. DCP matching OpenAPI on every column is the result, not a wash: same expressiveness, three orders of magnitude smaller runtime. The DCP `Param` type gained string `pattern` / `max_length` constraints in v0.3.1 in response to this experiment exposing a gap on *prompt injection*; both numbers in the figure use the v0.3.1 Bridge.

MCP host (e.g. Claude Desktop), or as a library imported into a larger application.

4.2 ESP32 reference firmware

The firmware is an Arduino-compatible C++ library (`DCP.h`, `DCP.cpp`, with `DCP1e.{h,cpp}` for BLE GATT and `DCPCrypto.{h,cpp}` for self-contained SHA-256/HMAC). It includes a constexpr CRC-16/CCITT implementation so intent identifiers resolve at compile time via a `DCP_ID("name")` macro, eliminating the runtime hashing common to discovery-style protocols.

CBOR support is restricted to the subset DCP actually uses—maps with short string keys, integers, doubles, booleans, and short strings—implemented in ~200 SLOC. SHA-256 is implemented inline (FIPS 180-4) and does not depend on mbedTLS or vendor SDKs, preserving portability to non-ESP32 MCUs.

Footprint. The reference firmware was measured against Arduino-ESP32 core 3.3.8 on an ESP32-WROOM-32 development board (CH340 USB-Serial, 115 200 baud). The full lamp sketch including the Arduino runtime, FreeRTOS, and the DCP layer compiles to 295 KB of flash with 22.7 KB of globals. The DCP layer in isolation — protocol, framing, CBOR subset, SHA-256, intent dispatch, plus the lamp example’s handlers — was measured by differencing against a baseline empty Arduino sketch (`docs/paper/figures/measure_footprint.py`): it adds **27.6 KB of flash and 0.6 KB of RAM**. The RAM cost is negligible. The flash cost is above the <16 KB design target we originally set; that target predates the on-device HMAC-SHA256 verification path, which the current build always links in. We report the measured number rather than the target: 27.6 KB of flash remains small in absolute terms — it leaves an ESP32’s 4 MB flash essentially untouched and fits comfortably within Cortex-M0+ class budgets — but the original target was not met and we revise it accordingly.

The Bridge \leftrightarrow device path was end-to-end validated against thirteen round-trip cases (`tools/test_uart_roundtrip.py`) covering calls, reads, dry-run, range rejection, unknown-intent error frames, and a non-idempotent intent with a `duration` parameter that exercises the firmware-side CBOR float decode path. All thirteen cases pass on two physical boards: an ESP32-WROOM-32 over a CH340 USB-UART bridge, and an ESP32-S3 (LILYGO T-Panel S3) over the S3’s native USB-Serial/JTAG interface. The latter exercises DCP over a native-USB CDC link with no USB-UART bridge chip and no transport-specific firmware changes.

Portability across the ESP family. The same `firmware/esp32/` library compiles unchanged across the current ESP32 family — C3 (RV32IMC, 289 KB / 13.4 KB), C6 (RV32IMAC, 266 KB / 14.0 KB), H2 (RV32IMAC + 802.15.4, 292 KB / 14.0 KB), P4 (RV32IMAFc dual-core, 326 KB / 22.0 KB), and S3 (Xtensa LX7, 322 KB / 22.7 KB) — and additionally on the legacy ESP8266 NodeMCU (Xtensa LX106, 242 KB / 28.9 KB), where the lamp example sketch picks the PWM API at compile time (`ledcAttach/ledcWrite` on ESP32, `analogWrite` on ESP8266) while the protocol layer itself remains `#ifdef`-free. Of these, the WROOM-32 and S3 targets are runtime-validated as described above; the remaining targets are build-validated, with bench validation pending hardware availability.

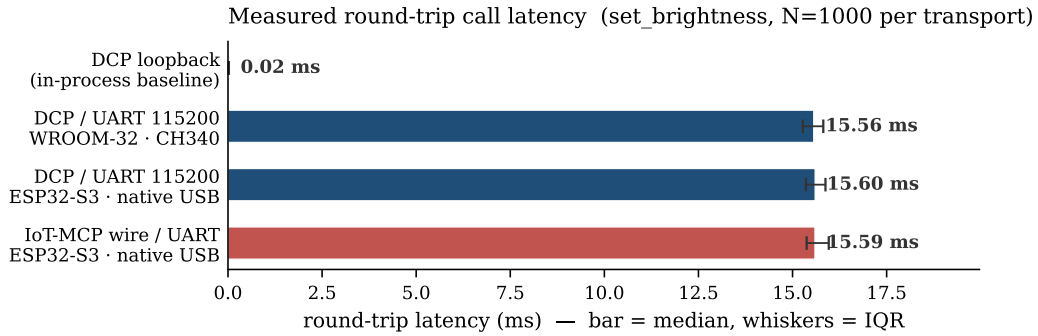
4.3 Conformance suite

A language-neutral suite of golden frames is shipped as a YAML file (`tests/conformance/golden_frames.yaml`). Each case fully specifies the inputs (kind, sequence number, intent name, payload, CBOR hex bytes), allowing any implementation to reconstruct expected wire bytes deterministically. The current set includes calls with empty payloads, single-float reads, integer triples, booleans, dry-run kinds, and error frames; we anticipate growth as the protocol is exercised.

The Python runner serves as a template: roughly 80 SLOC, with no DCP-specific imports beyond `dcp.wire.intent_id` and `dcp.framing.wrap/unwrap`. We expect future C, Rust, and Go ports to write equivalent runners.

Figure 4 reports *measured* end-to-end latency for a typical `set_brightness` call-reply round-trip. Each bar is the median of 1000 timed calls; whiskers show the inter-quartile range. The measurements were taken with `tools/bench_latency.py` against an in-process loopback transport and two physical boards. The loopback row isolates the protocol’s own encode/decode cost at 0.02 ms — negligible relative to any real link. The two DCP UART rows — an ESP32-WROOM-32 behind a CH340 USB-UART bridge, and an ESP32-S3 over its native USB-Serial/JTAG interface — both land at ~ 15.6 ms and within 0.05 ms of each other. The round-trip is therefore dominated by serial-line transit and host scheduling, not by the host bridge or the choice of USB bridging chip.

To put DCP’s safety overhead against a like-for-like baseline we also flashed an IoT-MCP-style firmware to the same ESP32-S3 board — newline-delimited JSON over UART, matching the wire format used by IoT-MCP’s reference MCU servers (e.g. `servers/BUZZER/main.py` in their repo, which does no schema validation, no range checks, and no capability accounting) — and ran the analogous round-trip through the same `pyserial-asyncio` path used by the DCP bench. Median round-trip is 15.59 ms for IoT-MCP-wire versus 15.60 ms for DCP, a 4-microsecond difference well inside the 0.4 ms standard deviation of either run. The same host stack and the same hardware lower-bound both protocols at the USB-CDC scheduling floor; DCP’s capability scoping, range checks, CBOR framing, COBS+CRC, and dry-run path all fit inside that floor and add no measurable cost. We do not plot a bar against IoT-MCP’s reported ~ 205 ms [22] because that number is end-to-end through their MCP server and an LLM API round-trip rather than a wire benchmark.



Measured by `tools/bench_latency.py` (DCP rows) and `tools/bench_latency_iotmcp.py` (IoT-MCP row). Same host, same baud, same async stack; the two ESP32-S3 rows differ only in on-the-wire format (CBOR/COBS vs newline-delimited JSON) -- they land within 5 microseconds of each other.

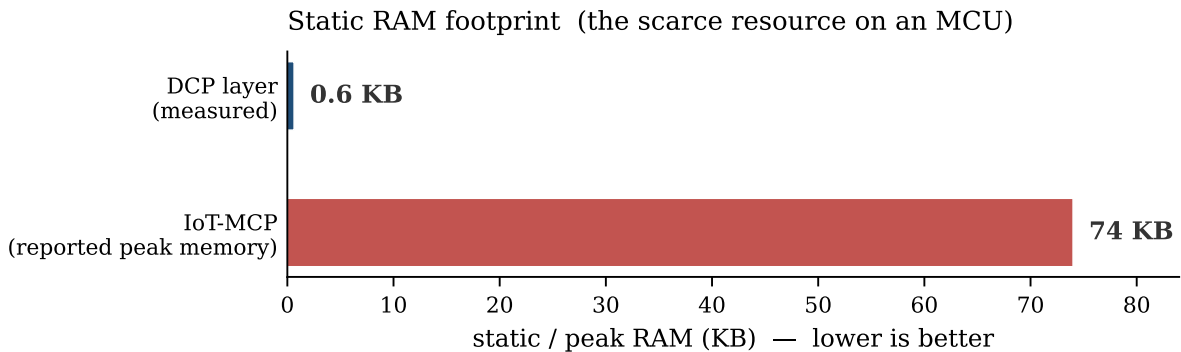
Figure 4: Measured end-to-end latency for a typical call-reply round-trip. Bars are medians over 1000 timed calls per transport; whiskers are the inter-quartile range. Source data: `docs/paper/figures/latency_data.json`, produced by `tools/bench_latency.py`.

5 Related Work

5.1 Direct: IoT-MCP

IoT-MCP [22] is the closest related work and the primary empirical baseline for the LLM-IoT bridging problem. Its contribution is threefold: a working implementation of MCP servers on edge devices, an evaluation methodology spanning 22 sensor types and 6 MCUs, and the demonstration that 74 KB peak memory suffices.

Figure 5 compares the measured static RAM footprint of the DCP layer against IoT-MCP’s reported peak memory. Static and peak RAM is the one axis on which the two projects can be compared directly — and the scarce resource on a microcontroller. The DCP layer’s 0.6 KB sits roughly two orders of magnitude below IoT-MCP’s 74 KB. We do not plot flash: IoT-MCP does not report a flash figure, and a single-bar flash panel would compare nothing. DCP’s measured flash (27.6 KB) is given in the text above.



DCP: measured — the DCP layer adds 0.6 KB RAM and 27.6 KB flash over a bare Arduino sketch (`measure_footprint.py`). IoT-MCP: 74 KB peak memory, reported in [iotmcp2025]; it does not report a comparable flash figure.

Figure 5: Measured static RAM footprint. The DCP layer (0.6 KB) is the differential measurement from `measure_footprint.py`; IoT-MCP’s 74 KB is its reported peak memory [22]. IoT-MCP does not report a comparable flash figure, so flash is omitted from the plot and stated in text.

DCP diverges in four ways:

1. **Protocol, not implementation.** IoT-MCP ports MCP unchanged. DCP changes the wire format to be smaller and statically dispatchable; the measured DCP layer uses 0.6 KB of static RAM against IoT-MCP’s reported 74 KB peak memory.
2. **LLM-native safety.** Capability tokens, dry-run as a wire kind, and units-as-types are

protocol primitives in DCP. IoT-MCP does not address these.

3. **Transport breadth.** DCP supports UART, BLE, MQTT, USB-CDC with one frame format. IoT-MCP follows MCP’s HTTP/stdio orientation.
4. **Cross-implementation conformance.** DCP ships a golden-frame suite explicitly to support multi-author ports.

We expect that the IoT-MCP measurement methodology will transfer to DCP once our hardware campaign is complete, and that the comparison will be direct.

5.2 The MCP + WoT lineage

A growing line of work bridges LLMs to physical systems by combining MCP with W3C Web of Things [19] *unchanged* as a description layer. Two recent representatives:

Web-of-Drones [9] exposes drone swarms as WoT Things and routes LLM commands through an MCP gateway. The authors observe that “current general-purpose LLMs still struggle to achieve reliable execution—even for simple swarm tasks—without explicit grounding,” and mitigate with task-specific planning tools and runtime guardrails. The protocol layer is unchanged. **AgentOptics** [21] takes the same pattern for optical-systems control, with MCP serving as a “standardized abstraction layer” over validated API calls.

We read this lineage as evidence that the LLM-physical-systems problem is real and being attacked aggressively. We argue, however, that the protocol-conservative path—use MCP+WoT unchanged, add safety in runtime code—leaves the most natural place for safety (the protocol’s own schema) on the table. DCP demonstrates the alternative. WoT TD remains useful as an interchange format, and we plan a WoT TD \rightarrow DCP manifest importer; the two formats are complementary, with WoT describing what a device is and DCP specifying how to invoke it safely.

W3C WoT is also being incorporated into Azure IoT Operations as a first-class modeling input [13], which we view as validation that the description layer has reached production-grade—further reason to consume it rather than reinvent it.

5.3 Adjacent: Matter, Sparkplug B, OpenAPI

Matter [5] solves a vertically integrated smart-home problem at a level of certification rigor DCP does not aim for. Its cluster model presumes a closed device taxonomy and is not a good fit for custom hardware. The two protocols address different markets.

Sparkplug B [7] is the strong solution for industrial MQTT deployments with state-aware telemetry. It does not target MCUs in the consumer cost class, and it has no LLM-aware safety primitives. Borrowing its birth/death certificate idea is on DCP’s roadmap.

A direct OpenAPI + HTTP exposure is the right answer when the device has networking and runs a Linux-class OS (e.g. a Raspberry Pi running a small HTTP service). DCP wins when the device is sub-100 KB, on a serial bus, or behind a Bridge that needs to enforce LLM safety regardless.

5.4 Safety mechanisms for LLM-driven physical systems

A separate body of work, distinct from the protocol question, addresses how to defend LLM-controlled physical systems regardless of the underlying protocol.

The threat-modeling literature characterizes the attack surface. A recent STRIDE-based analysis [15] applies the methodology across an edge–cloud robotic architecture and documents three distinct pathways from external input to unsafe physical action. A drone-focused study [18] provides a domain-specific evaluation showing an undesirable trade-off between code-generation utility and physical safety.

The defensive literature operates at the *runtime* or *behavioral* layer. RoboSafe [20] synthesizes executable safety logic intercepting hazardous actions during execution. AegisMCP [24] models MCP tool-call traces as streaming temporal graphs and detects intrusions sub-second on edge

hardware. Both operate on already-issued, syntactically valid calls.

A third strand — the evaluation literature — builds benchmarks for LLM tool-use safety in the abstract. AgentDojo [6] provides a dynamic environment to evaluate prompt-injection attacks and defenses on LLM agents. InjecAgent [23] catalogues indirect-injection attack patterns specifically in tool-integrated agents. ToolBench [17] covers 16,000+ APIs but is utility-oriented rather than adversarial. Our empirical study (§3.4) instantiates AgentDojo’s seven attack templates (`Direct`, `IgnorePrevious`, `SystemMessage`, `InjecAgent`, `ImportantInstructions`, `ToolKnowledge`, and a DoS-flavored variant) with goals adapted to the device-control setting; the prompt-injection numbers reported in Figure 3 therefore use the same attack vocabulary as the broader LLM-agent safety community, while the surrounding categories (numeric ranges with units, named static intents, capability-scoped operations) target the device-control idioms DCP is specifically built for.

DCP is complementary to all of these. The Bridge’s structural checks (capability, range, type, dry-run) reject calls before they become an attack chain; behavioral detectors like AegisMCP catch what the structural checks let through; semantic guardrails like RoboSafe catch what the behavioral detectors miss. A production deployment of LLM-driven hardware benefits from all three layers.

5.5 Parallel: CBOR-Web

CBOR-Web [3] applies a structurally similar argument to web content: a compact binary protocol designed for AI-agent consumption, with cryptographic identity and an IETF draft as of April 2026. The two efforts do not overlap directly (their domain is web crawl; ours is device control) but they share the diagnosis: agent-oriented protocols benefit from compact encodings and explicit cryptographic semantics.

6 Discussion and Limitations

6.1 What this paper does not prove

We have validated the reference implementation on one MCU (ESP32-WROOM-32) over one transport (UART), reported its compiled footprint, measured its end-to-end latency, and run an empirical adversarial-prompt study against five LLMs across four vendors using AgentDojo’s attack templates (Section 3.4, Figure 3). We have *not* established:

- Footprint and latency across the multi-MCU matrix that IoT-MCP covers (Cortex-M0+, nRF52840, ESP32-C3 etc.). The DCP firmware is portable Arduino C++, but only ESP32 is measured here.
- Full-stack end-to-end latency including the LLM API call (which is what IoT-MCP’s ~ 205 ms [22] number measures). Our wire-level A/B in Section 4 shows DCP and IoT-MCP’s UART-JSON tie on the host \leftrightarrow device leg within $5 \mu\text{s}$, so any end-to-end gap is dominated by the host pipeline, not the wire — but a controlled head-to-head across both pipelines is still on the to-do list.
- LLM-safety results beyond five LLMs and six attack categories. Our corpus is 675 tool calls from DeepSeek V3, Alibaba Qwen 2.5-72B / Qwen 3.5-35B-A3B, Zhipu GLM-4-32B, and MiniMax M2.5 (a sixth candidate, Qwen 2.5-7B-Instruct, emitted no parseable OpenAI-style tool calls and was excluded). The prompt-injection category instantiates AgentDojo’s [6] seven attack templates, so the attack vocabulary itself is independently curated; the remaining five categories are device-control specific and constructed for this paper. Closed-source frontier models (GPT-4o, Claude, Gemini) and full integration into AgentDojo’s task suites (banking, slack, travel, workspace *plus* a new IoT-control suite) are left to follow-up work.

For the broader hardware and benchmark evaluation we plan to leverage the recently-released IoT-SkillsBench [12], which spans three representative platform–framework combinations (ATmega2560+Arduino, ESP32-S3+ESP-IDF, nRF52840+Zephyr) and 42 tasks across three

difficulty levels. Reusing this benchmark lets future DCP results compare directly with prior LLM-IoT work [22] without re-litigating evaluation methodology.

6.2 Known limitations of v0.x

DCP’s wire-level signing has no in-band marker for whether a frame is signed; both sides must agree out of band. We made this choice intentionally: an in-band “signed bit” would allow a downgrade attack. The cost is configuration discipline.

DCP today supports neither mesh routing nor multi-device atomic transactions. The former is correctly the responsibility of underlying layers (Thread, Zigbee); the latter is a real gap for use cases like “turn off every light in the house and lock the front door as a single operation.” Both are deferred to v0.4 and beyond.

Capability tokens are coarse: a token bears a set of capabilities but does not bind to specific intents, parameters, or rates. Fine-grained rate limiting and parameter-bound capabilities are open design questions.

6.3 Open questions

We close with three questions on which we welcome community input:

1. Should the manifest carry transport-binding metadata (e.g. BLE service UUID, MQTT topic prefix), or should these remain Bridge-side configuration? We have argued the latter; WoT argues the former.
2. Is per-frame device-side HMAC verification the right granularity, or should we adopt a session-level commissioning model (closer to Matter’s fabric onboarding)?
3. How should DCP interoperate with WoT Thing Descriptions in practice? A one-way importer is straightforward; a round-trip is harder because of WoT’s protocol-binding flexibility.

7 Conclusion

DCP fills a specific gap in the LLM-device stack: a compact, safety-first wire format and architecture that scales down to commodity microcontrollers while preserving the LLM-aware primitives that make agent-driven control tractable in the presence of hallucination. The design contribution is intent-level commands plus units, ranges, capabilities, and dry-run as protocol primitives rather than application-level discipline; the implementation contribution is a 27.6 KB-flash, 0.6 KB-RAM device-side runtime that fits the long tail of MCUs MCP cannot reach.

The empirical contribution is the part we did not expect to surface. Across 675 real LLM-emitted tool calls from five models spanning four vendor families — with the prompt-injection category instantiated from AgentDojo’s seven attack templates — DCP’s structural checks *catch every capability-escalation attempt* (100% vs 0% for the only protocols that target comparable hardware) and reject 78% of prompt-injection attempts versus 1% for MCP-family and add no measurable latency cost (within 5 μ s of a bare JSON wire on the same chip). The same study drove the v0.3.1 addition of string `pattern` and `max_length` fields, closing the prompt-injection gap against OpenAPI. The lesson generalizes: an empirical adversarial-prompt study against real LLMs is the cheapest way we have found to discover what a protocol’s safety spec actually needs.

The MCP roadmap’s deliberate move toward enterprise SaaS connectivity creates the design space DCP occupies; the demand for safe LLM control of physical hardware will only grow as agent frameworks mature. We invite collaborators — particularly those with multi-MCU measurement infrastructure and broader LLM API access — to contribute to the v1.0 release.

References

- [1] Anthropic. Model context protocol specification. <https://modelcontextprotocol.io>, 2024. Accessed: 2026-05.
- [2] C. Bormann and P. Hoffman. Concise binary object representation (CBOR). RFC 8949, IETF, 2020.
- [3] CBOR-Web Working Group. CBOR-Web: The binary protocol for AI agents. <https://cborweb.com/>, 2026. Accessed: 2026-05.
- [4] Stuart Cheshire and Mary Baker. Consistent overhead byte stuffing. In *IEEE/ACM Transactions on Networking*, volume 7, pages 159–172, 1999.
- [5] Connectivity Standards Alliance. Matter specification. <https://csa-iot.org/all-solutions/matter/>, 2024.
- [6] Edoardo Debenedetti, Jie Zhang, Mislav Balunović, Luca Beurer-Kellner, Marc Fischer, and Florian Tramèr. AgentDojo: A dynamic environment to evaluate prompt injection attacks and defenses for LLM agents. In *NeurIPS Datasets and Benchmarks Track*, 2024.
- [7] Eclipse Sparkplug Working Group. Sparkplug specification. Eclipse Foundation, 2024.
- [8] Kai Greshake, Sahar Abdelnabi, et al. Not what you’ve signed up for: Compromising real-world LLM-integrated applications with indirect prompt injection. arXiv:2302.12173, 2023.
- [9] Andrea Iannoli, Lorenzo Gigli, Luca Sciuillo, Angelo Trotta, and Marco Di Felice. Say the mission, execute the swarm: Agent-enhanced LLM reasoning in the web-of-drones. In *Proceedings of the 27th IEEE International Symposium on a World of Wireless, Mobile and Multimedia Networks (WoWMoM)*, 2026. arXiv:2605.03788.
- [10] Ziwei Ji, Nayeon Lee, Rita Frieske, Tiezheng Yu, et al. Survey of hallucination in natural language generation. *ACM Computing Surveys*, 55(12), 2023.
- [11] H. Krawczyk, M. Bellare, and R. Canetti. HMAC: Keyed-hashing for message authentication. RFC 2104, IETF, 1997.
- [12] Yiming Li, Yuhan Cheng, Mingchen Ma, Yihang Zou, Ningyuan Yang, Wei Cheng, Hai Li, Yiran Chen, and Tingjun Chen. Skilled AI agents for embedded and IoT systems development. *arXiv preprint arXiv:2603.19583*, 2026.
- [13] Microsoft. W3C web of things (WoT) support in Azure IoT operations. Microsoft Tech Community Blog, 2025.
- [14] Model Context Protocol Working Groups. The 2026 mcp roadmap. <https://blog.modelcontextprotocol.io/posts/2026-mcp-roadmap/>, 2026. Updated 2026-03-05.
- [15] Neha Nagaraja, Hayretin Bahsi, and Carlo R. da Cunha. From prompt to physical actuation: Holistic threat modeling of LLM-enabled robotic systems. *arXiv preprint arXiv:2604.27267*, 2026.
- [16] NIST. Secure hash standard (SHS). FIPS PUB 180-4, 2015.
- [17] Yujia Qin, Shihao Liang, Yining Ye, Kunlun Zhu, Lan Yan, Yaxi Lu, Yankai Lin, Xin Cong, Xiangru Tang, Bill Qian, Sihan Zhao, Lauren Hong, Runchu Tian, Ruobing Xie, Jie Zhou, Mark Gerstein, Dahai Li, Zhiyuan Liu, and Maosong Sun. ToolLLM: Facilitating large language models to master 16000+ real-world APIs. In *ICLR*, 2024.

- [18] Yung-Chen Tang, Pin-Yu Chen, and Tsung-Yi Ho. Defining and evaluating physical safety for large language models. *arXiv preprint arXiv:2411.02317*, 2024.
- [19] W3C Web of Things Working Group. Web of things (WoT) thing description 2.0. W3C Recommendation, 2025.
- [20] Le Wang, Zonghao Ying, Xiao Yang, Quanchen Zou, Zhenfei Yin, Tianlin Li, Jian Yang, Yaodong Yang, Aishan Liu, and Xianglong Liu. RoboSafe: Safeguarding embodied agents via executable safety logic. *arXiv preprint arXiv:2512.21220*, 2025.
- [21] Zehao Wang, Mingzhe Han, Wei Cheng, Yue-Kai Huang, Philip Ji, Denton Wu, Mahdi Safari, Flemming Holtorf, Kenaish AlQubaisi, Norbert M. Linke, Danyang Zhuo, Yiran Chen, Ting Wang, Dirk Englund, and Tingjun Chen. Agentic AI for scalable and robust optical systems control. *arXiv preprint arXiv:2602.20144*, 2026.
- [22] Ningyuan Yang, Guanliang Lyu, Mingchen Ma, Yiyi Lu, Yiming Li, Zhihui Gao, Hancheng Ye, Jianyi Zhang, Tingjun Chen, and Yiran Chen. IoT-MCP: Bridging LLMs and IoT systems through model context protocol. *arXiv preprint arXiv:2510.01260*, 2025.
- [23] Qiusi Zhan, Zhixiang Liang, Zifan Ying, and Daniel Kang. InjecAgent: Benchmarking indirect prompt injections in tool-integrated large language model agents. *ACL Findings*, 2024.
- [24] Zhonghao Zhan, Amir Al Sadi, Krinos Li, and Hamed Haddadi. AegisMCP: Online graph intrusion detection for tool-augmented LLMs on edge devices. *arXiv preprint arXiv:2510.19462*, 2025.