

Crisis, Disengagement, and Structural Realignment: A Threshold Model of Radical-Party Support

Alexander Omelchenko*

May 27, 2026

Abstract

When does a crisis-induced surge in radical-party support fade away, and when does it become a durable realignment? We address this in a mathematical sociology threshold model on a conserved population. The baseline admits a global classification through a Perron–Frobenius threshold. Adding a crisis-induced disengagement compartment, we separate state shocks (which alter the current state) from structural shocks (which alter parameters). State shocks affect transients but cannot move the long-run attractor; durable realignment requires structural threshold-crossing. We derive a critical shock amplitude and a finite mobilisation-window bound, and show that cumulative structural shifts can produce staircase realignment. A stylised illustration uses German federal elections, 2013–2025.

Keywords: voter dynamics, political polarisation, radical-party support, threshold models, simplex dynamics, bifurcation, compartmental models

1 Introduction

A central question in the analysis of post-crisis European politics is when a surge in radical-party support reflects a transient electoral shock and when it reflects a durable political realignment. In dynamical terms, the

*Constructor University Bremen gGmbH, Campus Ring 1, 28759 Bremen, Germany.
Email: aomelchenko@constructor.university.

difference is between a shock to the state of the system and a shock to the vector field governing its subsequent evolution. The former changes the current distribution of voters; the latter changes the post-crisis recruitment and reabsorption environment. The two mechanisms are not empirically distinguishable from a single election: both may produce a sharp rise in radical vote share and both can be politically consequential at their peak. This article develops a conserved-electorate voter-flow model that separates the two cases analytically and derives explicit thresholds for transient surges and long-run regime shifts.

Throughout the paper, “radical” is used as a modelling category rather than as a legal or normative classification. It denotes party blocs outside mainstream party competition that recruit from the mainstream electorate and may trigger reactive mobilisation by an opposed bloc. The model is therefore agnostic about the detailed ideological content of the blocs; empirical applications require a separate mapping from parties to model compartments.

The empirical motivation is well known. Across Western democracies, challenger and radical parties have grown while mainstream parties have weakened, especially in the aftermath of successive crises (Hobolt & Tilley, 2016; Kriesi et al., 2008; Mudde, 2019; Norris & Inglehart, 2019). The qualitative feature of interest is not simply that radical support rises during crises, but that it may settle at a higher post-crisis reference level afterwards. The stylised interpretation developed below treats such a ratchet pattern as the possible cumulative effect of structural shifts in the recruitment environment, rather than as repeated temporary volatility alone. The aim of the present paper is to analyse this distinction—between transient electoral surges and durable realignment—in a minimal mathematical sociology framework, not to explain the trajectory of any particular party.

The framework belongs to the tradition of threshold models in mathematical sociology (Granovetter, 1978; Macy, 1991), in which aggregate macro-level outcomes emerge from population-level rules of recruitment, conversion, and reabsorption. We adapt this tradition to a simplex setting with explicit competition between radical wings and reactive polarisation, which together generate the threshold structure analysed below.

Existing formal models of voter flows do not directly isolate the distinction at issue here: the difference between temporary electoral surges and durable regime shifts in radical support. Bounded-confidence and network models describe individual opinion formation and cluster dynamics (Baumann, Lorenz-Spreen, Sokolov, & Starnini, 2020; Deffuant, Neau, Amblard, & Weisbuch, 2000; Flache et al., 2017; Hegselmann & Krause, 2002; Lorenz, 2007), but they do not directly address the aggregate vote-share question studied here: whether a surge in radical support is a transient displacement of the state or

evidence of a change in the long-run regime selected by the vector field.

Aggregate ODE models closer to the present paper include the satisficing model of Yang, Abrams, Kernell, and Motter (2020), which tracks party *positions* rather than voter shares, and the sociophysics model of Kaufman, Kaufman, and Diep (2025) applied to the 2024 US election. The most directly comparable line of work is the cRUD framework of Volkening, Linder, Porter, and Rempala (2020), later extended by Branstetter et al. (2026): Democratic, Republican, and undecided fractions evolve on a conserved-electorate simplex, with parameters fitted to polling data and probabilistic forecasts produced by simulation. This framework shares our simplex constraint and conserved electorate, but is designed for election forecasting rather than structural analysis. It asks who wins a given race; the present paper asks whether the system has a stable mainstream equilibrium, and under what conditions a crisis can permanently displace it. The model also targets multi-party European systems, incorporating *reactive polarisation* between wings: growth of one radical bloc amplifies recruitment by the opposite wing, a feedback absent from two-party models.

The mathematical apparatus we use—a Perron–Frobenius spectral threshold governing global stability of a radical-free equilibrium—is structurally analogous to the next-generation matrix framework for basic reproduction numbers in epidemiology (Diekmann, Heesterbeek, & Metz, 1990; van den Driessche & Watmough, 2002). The substantive interpretation differs: instead of secondary infections per infected individual, $\mathcal{R}_{\text{base}}$ measures whether recruitment plus reactive polarisation are strong enough relative to reabsorption to sustain a positive long-run radical share. The connection is conceptual rather than mechanical—politics is not contagion—but it makes available a well-developed body of techniques for global threshold analysis on a simplex.

A related literature studies democratic erosion and institutional backsliding (Grillo, Luo, Nalepa, & Prato, 2024; Haggard & Kaufman, 2021; Levitsky & Ziblatt, 2018). The model below is connected to that literature in motivation but differs in object and method. Crisis-induced disengagement is represented as a state variable, while persistent changes in the recruitment and reabsorption environment are represented as structural parameter shifts. The model therefore does not explain institutional erosion directly; instead, it asks how changes in the political environment affect aggregate voter flows and long-run radical-party support.

To capture the transient amplification component of crises, the model introduces a compartment for voters who temporarily disengage from active party competition during a crisis. This compartment is not total abstention: it represents crisis-induced disengagement above ordinary background non-voting. Survey evidence documents politically dissatisfied, weakly attached,

and non-participating voters (Dalton, 2004; European Commission, 2013; GLES, 2023; Torcal & Montero, 2006). The model does not assume that disengagement mechanically precedes radical support in every case. Rather, it treats disengagement as a transient reservoir from which voters may either return to the mainstream or be mobilised by radical parties. The branching between these two outflows governs the size and duration of post-crisis radical surges, but not the long-run equilibrium itself: durable realignment arises from structural changes in the recruitment environment.

The paper makes three contributions, organised around a single state–structure decomposition.

First, within the conserved-electorate voter-flow model, we separate two ways in which a crisis can enter the dynamics. A state shock changes the current distribution of voters, for example by moving part of the mainstream pool into crisis-induced disengagement. For fixed post-shock parameters, such a shock can affect transients but cannot change the long-run attractor. A structural shock changes the post-crisis parameter vector and can therefore change the attracting equilibrium. The two mechanisms have different thresholds: in the symmetric reduction, state-driven transient growth requires a critical shock amplitude Δ_c , while lasting realignment requires crossing the spectral threshold $\lambda_{\text{PF}}(M^{-1}K) = 1$.

Second, we develop the global theory behind this decomposition. The baseline three-group simplex system admits a complete global classification governed by the Perron–Frobenius root $\mathcal{R}_{\text{base}} = \lambda_{\text{PF}}(M^{-1}K)$, with no periodic orbits and no attracting bistability. Adding a disengagement compartment preserves the equilibrium set on the face $A = 0$ but introduces a transient-amplification mechanism. In the symmetric reduction, the total radical share $S = L + R$ satisfies a closed two-dimensional system with an explicit critical state-shock amplitude and mobilisation-window bound.

Third, we show how staircase dynamics arise from cumulative structural change. Pure state shocks cannot generate a sequence of new long-run floors under fixed parameters. By contrast, individually insufficient structural shifts can cumulate until the spectral threshold is crossed; after crossing, further positive structural shifts lower the long-run mainstream share and raise the radical-support floor. The empirical implication is that temporary crisis volatility and durable political realignment should be modelled as distinct mechanisms.

Substantively, the model yields three qualitative implications. First, temporary disengagement shocks can produce large but reversible surges in radical-party support, especially when re-engagement is slow. Second, a durable post-crisis floor requires a structural change in the recruitment and reabsorption environment, not merely a large temporary displacement

of voters. Third, repeated crises can generate a staircase pattern only when their structural components accumulate across episodes. These implications are qualitative: the model is intended to clarify mechanisms and thresholds, not to provide an election-forecasting device.

Substantively, the model yields four qualitative implications. First, in a subcritical fixed-parameter regime, a state shock can generate a transient radical surge, but the return speed should increase with reabsorption and re-engagement rates and the surge duration should increase with the size of the disengagement reservoir. Second, persistent post-crisis radical support requires post-shock structural parameters above the recruitment threshold. Third, repeated crises without structural accumulation should not create a sequence of successively higher long-run radical-support equilibria. Fourth, positive cross-wing couplings imply counter-mobilisation: growth in one radical bloc increases recruitment pressure into the opposed bloc. These implications are qualitative: the model clarifies mechanisms and thresholds rather than providing an election-forecasting device.

The paper is organised as follows. Section 2 introduces the baseline voter-flow model. Section 3 analyses the baseline system and establishes path-independence of the fixed-parameter dynamics. Section 4 extends the model by adding disengagement and distinguishing state shocks from structural shocks. Section 5 derives the conditions under which crises leave a lasting political legacy, including the critical shock amplitude and the structural threshold for permanent equilibrium shifts. Section 6 offers a stylised empirical illustration using German federal elections, 2013–2025. Section 7 discusses implications and limitations. Proofs and additional numerical illustrations are collected in the appendices.

2 A Voter-Flow Model of Political Competition

We begin with a baseline model in which the electorate is distributed across three groups: a left-radical bloc $L(t)$, a right-radical bloc $R(t)$, and a mainstream bloc $C(t)$ comprising all remaining party support. All variables are normalised shares of a fixed reference electorate, so that

$$L(t) \geq 0, \quad R(t) \geq 0, \quad C(t) = 1 - L(t) - R(t) \geq 0,$$

and the feasible state space is the probability simplex

$$\Sigma_2 = \{(L, R) \in \mathbb{R}^2 : L \geq 0, R \geq 0, L + R \leq 1\}.$$

The conserved-electorate constraint is a deliberate modelling choice: the model studies redistribution within a fixed political population rather than changes in population size. In the baseline, ordinary background non-voting is not tracked separately: C collects mainstream-party support together with the ordinary abstention level. Crisis-induced disengagement above this background is introduced as a separate compartment $A(t)$ in Section 4; the empirical mapping in Section 6 accordingly distinguishes C_{obs} from observed non-voting N .

In sociological terms, the compartments correspond to political-attachment categories: L and R to active radical attachment on opposing ideological poles, C to mainstream/non-radical attachment, and (in the extended model of Section 4) A to crisis-induced detachment from political participation. The recruitment, reactive polarisation, and reabsorption parameters represent socialisation, counter-mobilisation, and re-engagement processes operating at the aggregate level. The model is therefore neutral about the micro-level mechanisms producing these flows; it specifies their aggregate consequences.

The dynamics are governed by

$$\begin{aligned}\dot{L} &= \alpha_L LC - \mu_L L + \gamma_{RL} RC, \\ \dot{R} &= \alpha_R RC - \mu_R R + \gamma_{LR} LC,\end{aligned}\tag{1}$$

where $C = 1 - L - R$ and all parameters are strictly positive. By construction, $\dot{C} = -\dot{L} - \dot{R}$, so $L + R + C = 1$ is conserved for all $t \geq 0$.

The parameters have a direct political interpretation. The terms $\alpha_L LC$ and $\alpha_R RC$ describe within-bloc recruitment from the mainstream: existing radical support increases the rate at which mainstream voters move into the same radical bloc. The terms $-\mu_i X_i$ describe reabsorption from radical support back into the mainstream. The terms $\gamma_{ij} X_j C$ describe *reactive polarisation*: the visibility or support level of one radical wing increases recruitment from the mainstream into the opposite wing. These parameters are summarised in Table 1.

The strict positivity of the cross-couplings γ_{RL} and γ_{LR} is a structural assumption for the uniqueness results below. If one or both cross-couplings vanish, the boundary and symmetric limiting cases can admit non-unique left–right splits; Appendix A records the no-cross-coupling limit.

The recruitment terms have the bilinear form of a minimal mass-action closure compatible with conservation and saturation: recruitment vanishes when either the recruiting radical bloc or the recruitable mainstream pool is absent. The reabsorption terms $-\mu_i X_i$ are linear because return to the mainstream is modelled as an individual-level exit rate from radical support. We use $\gamma_{RL} RC$ rather than a direct wing-to-wing transfer term such as RL :

Table 1: Parameters of the baseline voter-flow model.

Parameter	Interpretation	Range
α_L, α_R	Within-bloc recruitment from mainstream	$(0, \infty)$
μ_L, μ_R	Reabsorption to mainstream	$(0, \infty)$
γ_{RL}	Reactive polarisation: $R \rightarrow L$ recruitment	$(0, \infty)$
γ_{LR}	Reactive polarisation: $L \rightarrow R$ recruitment	$(0, \infty)$

the intended mechanism is not direct switching between radical camps, but movement from the mainstream toward one wing in response to the visibility of the other. Trajectories that start in Σ_2 remain in Σ_2 for all $t \geq 0$; the proof is given in Appendix A.

This baseline model is intentionally minimal. Its role is to establish what a fixed-parameter voter-flow system can and cannot produce. The next section shows that, under fixed structural conditions, the baseline dynamics are path-independent in the long run: temporary state perturbations may alter the transient trajectory, but they do not change the attracting equilibrium selected by the parameter vector.

3 When Does the Mainstream Recover?

The substantive question for the baseline model is whether a temporary rise in radical support changes the long-run political regime or merely displaces the electorate within a self-correcting system. The answer is governed by a single threshold balancing radical recruitment against reabsorption into the mainstream.

Define the recruitment matrix and reabsorption matrix:

$$K := \begin{pmatrix} \alpha_L & \gamma_{RL} \\ \gamma_{LR} & \alpha_R \end{pmatrix}, \quad M := \begin{pmatrix} \mu_L & 0 \\ 0 & \mu_R \end{pmatrix},$$

and let $\mathcal{R}_{\text{base}} := \lambda_{\text{PF}}(M^{-1}K)$ denote the Perron–Frobenius root of the effective recruitment matrix. The quantity $\mathcal{R}_{\text{base}}$ is the model’s threshold parameter: it measures whether radical recruitment, amplified by reactive polarisation, is strong enough relative to reabsorption to sustain a positive long-run radical share. It is formally analogous to the basic reproduction number in compartmental models (Diekmann et al., 1990; van den Driessche & Watmough, 2002); the mathematical connection is detailed in Appendix A.

Theorem 3.1 (Baseline threshold and long-run recovery). *Let*

$$\mathcal{R}_{\text{base}} := \lambda_{\text{PF}}(M^{-1}K).$$

For the baseline model (1), exactly two parameter regimes are possible.

1. *If $\mathcal{R}_{\text{base}} \leq 1$, the radical-free equilibrium $E_0 = (0, 0)$ is globally asymptotically stable on Σ_2 : radical support dies out and the entire electorate returns to the mainstream.*
2. *If $\mathcal{R}_{\text{base}} > 1$, the radical-free equilibrium is unstable and there exists a unique interior equilibrium $E_1 = (L^*, R^*)$. This equilibrium is globally attracting on $\Sigma_2 \setminus \{E_0\}$, and its mainstream share is*

$$C^* = \frac{1}{\mathcal{R}_{\text{base}}}.$$

More explicitly, if $v \gg 0$ is the right Perron–Frobenius eigenvector of $M^{-1}K$ normalised by $v_L + v_R = 1$, then

$$(L^*, R^*) = \left(1 - \frac{1}{\mathcal{R}_{\text{base}}}\right)v.$$

Proof. At any interior equilibrium, writing $x = (L^*, R^*)^\top$ and $C^* = 1 - L^* - R^*$, the equilibrium conditions read $C^*Kx = Mx$, or equivalently $M^{-1}Kx = (C^*)^{-1}x$. Since $x \gg 0$, the Perron–Frobenius theorem implies $(C^*)^{-1} = \lambda_{\text{PF}}(M^{-1}K)$, which gives $C^* = 1/\mathcal{R}_{\text{base}}$ and the formula for E_1 in terms of the right Perron eigenvector. The global stability statements are proved in Appendix A: the symmetric case is Theorem A.3 and the asymmetric case is Theorem A.11. \square

In the symmetric case $\alpha_L = \alpha_R = \alpha$, $\mu_L = \mu_R = \mu$, $\gamma_{LR} = \gamma_{RL} = \gamma$, set $\beta := \alpha + \gamma$. The total radical share $S := L + R$ then satisfies the scalar logistic-type equation

$$\dot{S} = S[\beta(1 - S) - \mu],$$

so $\mathcal{R}_{\text{base}} = \beta/\mu$, and when $\mathcal{R}_{\text{base}} > 1$ the long-run mainstream share at the interior equilibrium is

$$C^* = \frac{\mu}{\beta} = \frac{\mu}{\alpha + \gamma}.$$

Stronger recruitment (α) or stronger reactive polarisation (γ) lowers C^* ; faster reabsorption (μ) raises it. The scalar form of \dot{S} shows that the total radical share converges monotonically. In the full two-dimensional model, trajectories converge to a unique long-run equilibrium and no periodic oscillations are

possible; the absence of periodic orbits follows from a Bendixson–Dulac argument given in Appendix A. (Section 5 specialises to the symmetric parameter regime with $\delta_L = \delta_R = \delta$; under that regime the total radical share S satisfies a closed two-dimensional system, and on the equal-wing subspace $L = R =: P$ one has $S = 2P$.)

The substantive implication of Theorem 3.1 is a negative result: under fixed parameters, the baseline model has a unique attracting equilibrium in each regime. It therefore cannot generate attracting bistability, path-dependent coexistence of multiple long-run regimes, or staircase dynamics in radical support under unchanged parameters. A crisis that temporarily shifts vote shares may produce a large transient displacement, but once the shock ends the trajectory returns to the same attracting equilibrium selected by the fixed parameter vector. The only exceptional case is the nongeneric seed-free state E_0 in the supercritical regime: a perturbation that creates the first nonzero radical seed selects the already-existing attracting equilibrium E_1 . This is seeding of an unstable zero state, not a path-dependent change in the attractor created by the shock. Formally:

Corollary 3.2 (No endogenous staircase dynamics under fixed parameters). *For fixed positive parameters, the baseline model has no attracting bistability, and no sequence of temporary state perturbations can generate a sequence of new attracting long-run mainstream shares. Apart from the nongeneric seed-free equilibrium E_0 in the supercritical regime, the long-run attracting equilibrium is determined by the parameter regime, not by shock history.*

Proof. Immediate from Theorem 3.1: for each fixed positive parameter set, the baseline dynamics admit a single attracting equilibrium. \square

This corollary is the precise mathematical statement of the baseline model’s structural limitation. Explaining the ratchet patterns observed in post-2008 European elections requires a change in model structure. The next section introduces that extension.

Additional results on local linearisation, the transcritical bifurcation structure at $\mathcal{R}_{\text{base}} = 1$, comparative statics, and the absence of periodic orbits are collected in Appendix A.

4 Extending the Model: Disengagement and Structural Shocks

Corollary 3.2 identifies the central limitation of the baseline model. Under fixed parameters, temporary shocks can change vote shares, but they cannot

generate history-dependent long-run floors, bistability, or cumulative ratchet effects. To represent crisis episodes, we add two distinct mechanisms with different roles:

- (i) a transient amplifier for crisis-induced disengagement, modelled by a compartment $A(t)$ that absorbs part of the mainstream during a crisis and is later drained by re-engagement and radical mobilisation; this modifies transient dynamics but not the equilibrium set;
- (ii) a permanent shift in the recruitment environment, modelled by a structural change in the parameter vector at the time of the crisis; this is the ingredient that can change the long-run attractor.

The extended model tracks four groups: a left-radical bloc $L(t)$, a right-radical bloc $R(t)$, a mainstream bloc $C(t)$, and disengaged voters $A(t)$. Here $A(t)$ is interpreted as crisis-induced disengagement above ordinary background abstention. The conservation law becomes

$$L(t) + R(t) + C(t) + A(t) = 1 \quad (t \geq 0), \quad (2)$$

so that $C = 1 - L - R - A$ and the feasible state space is

$$\mathcal{T} = \{(L, R, A) \in \mathbb{R}^3 : L \geq 0, R \geq 0, A \geq 0, L + R + A \leq 1\}.$$

The dynamics are

$$\begin{aligned} \dot{L} &= \alpha_L L C + \gamma_{RL} R C + \delta_L A L - \mu_L L, \\ \dot{R} &= \alpha_R R C + \gamma_{LR} L C + \delta_R A R - \mu_R R, \\ \dot{A} &= \sigma(t) C - \delta_L A L - \delta_R A R - \rho A, \end{aligned} \quad (3)$$

where $C = 1 - L - R - A$ and all constant parameters are positive. Throughout the non-impulsive formulation, the crisis input $\sigma: [0, \infty) \rightarrow [0, \infty)$ is assumed locally bounded and piecewise continuous. Equivalently, one may allow locally integrable nonnegative inputs and interpret solutions in the Carathéodory sense. The extended model is still formulated on a conserved electorate. What changes is not the size of the electorate but its internal composition: crises can now shift voters into disengagement, and some of those voters may later be reabsorbed into the mainstream or mobilised by radical blocs. When $\sigma(t) \equiv 0$, the face $\{A = 0\}$ is forward-invariant; any trajectory starting with $A(0) = 0$ remains there and the model reduces exactly to the baseline system (1). Moreover, every equilibrium of the autonomous post-shock system has $A^* = 0$, since

$$\dot{A} = -A(\delta_L L + \delta_R R + \rho)$$

and the bracket is strictly positive (as $\rho > 0$). Hence, for fixed post-shock parameters, the equilibrium set of the extended system coincides with the equilibrium set of the corresponding baseline system on the face $A = 0$: the disengagement compartment can amplify transients, but it does not by itself create a new long-run equilibrium once the crisis input has ended. Trajectories that start in \mathcal{T} remain in \mathcal{T} for all $t \geq 0$; the proof is given in Appendix B.

The new terms have a direct political interpretation. The bilinear factors $\delta_L AL$ and $\delta_R AR$ describe mobilisation of disengaged voters into existing radical blocs. As in the baseline recruitment terms, mobilisation requires both a recruitable pool and a pre-existing radical seed. Consequently, if $L(t_0) = R(t_0) = 0$ then $L(t) \equiv R(t) \equiv 0$ for all later times under the dynamics considered here, regardless of the size of $A(t_0)$ and regardless of subsequent parameter shifts within this model class. A radical movement must therefore have some pre-existing organisational or electoral core before it can mobilise disengaged voters; the model does not describe how such a seed forms. The term ρA describes re-engagement from disengagement into the mainstream, and $\sigma(t)C$ moves part of the current mainstream pool into disengagement during a crisis. The additional parameters are summarised in Table 2.

Table 2: New parameters in the extended model. Surge conditions on δ_L, δ_R are imposed in Section 5.

Parameter	Interpretation	Range
δ_L, δ_R	Mobilisation: disengagement \rightarrow radical	$(0, \infty)$
ρ	Re-engagement: disengagement \rightarrow mainstream	$(0, \infty)$
$\sigma(t)$	Crisis input: mainstream \rightarrow disengagement	$\sigma(t) \geq 0$

The global equilibrium classification below does not require any ordering between δ_i and the baseline recruitment parameters. Additional inequalities are needed only for the transient-surge calculation. In the symmetric reduction, the relevant comparison is not $\delta > \alpha$ but $\delta > \beta = \alpha + \gamma$: the disengaged pool must be a more effective source of radical mobilisation than the mainstream pool. A feasible near-mainstream state-shock threshold $\Delta_c \in (0, 1)$ requires the stronger regime $\delta > \mu > \beta$. In the asymmetric model, the analogous condition is the spectral inequality $\Phi(1) > 1$ (Theorem B.11 in Appendix B), which does not in general reduce to a componentwise comparison between δ_i and $\alpha_i + \gamma_{ji}$.

Several modelling choices delimit the scope of the extended system. Crisis-

induced disengagement is drawn only from C in keeping with the definition of $A(t)$ as excess disengagement from mainstream party competition; the asymmetry between mainstream and committed radical attachment is consistent with survey evidence on differential stability of party identification across blocs (Dalton, 2004; GLES, 2023). There is no reactive mobilisation term of the form $\gamma_{ij}^A X_j A$: mobilisation from A is modelled as intra-bloc mobilisation by existing radical support, while cross-wing reactive polarisation is routed through the mainstream pool as in the baseline system. Finally, parameters are constant within each post-shock regime; structural crises are represented as discrete jumps in the parameter vector (Definition 4.3) rather than as continuous parameter drift. These restrictions isolate the minimal mechanism needed to separate transient amplification from long-run realignment.

A temporary crisis shock is represented as an instantaneous transfer of part of the current mainstream pool into disengagement.

Definition 4.1 (State shock). At time t_0 , a *state shock* of amplitude $\Delta \in (0, 1)$ is the jump

$$C(t_0^+) = (1 - \Delta) C(t_0^-), \quad A(t_0^+) = A(t_0^-) + \Delta C(t_0^-), \quad (4)$$

with L and R unchanged. After the jump the system evolves autonomously with $\sigma \equiv 0$.

Remark 4.2 (Dirac representation of the impulse). Equivalently, the jump can be represented by a Dirac impulse in σ of mass s at t_0 , with σ otherwise zero, related to the amplitude by $\Delta = 1 - e^{-s}$. We use the jump form throughout.

Definition 4.3 (Structural shock). Let θ denote the vector of constant model parameters. A *structural shock* at time t_0 is a permanent change

$$\theta^- \longrightarrow \theta^+$$

that remains in force for all $t > t_0$. It may, but need not, be accompanied by the state shock in Definition 4.1. We distinguish three cases:

- if $\theta^+ = \theta^-$, the event is a *pure state shock*;
- if the state is continuous at t_0 but $\theta^+ \neq \theta^-$, the event is a *pure structural shock*;
- if both components are present, the event is a *mixed shock*.

In the symmetric reduction considered below, the structural component is represented by a scalar shift $\beta^+ = \beta^- + \Delta\beta$, with the remaining parameters unchanged.

Substantively, the distinction is between crises that temporarily redistribute voters and crises that durably alter the environment in which radical recruitment takes place. The analytical consequences of this distinction are the subject of the next section.

5 When Do Crises Leave a Lasting Political Legacy?

The previous section introduced the extended model and the distinction between state shocks and structural shocks. This section derives the consequences of that distinction. Three results are central. First, after the crisis input has ended, the autonomous system has the same threshold structure as the baseline model: disengagement disappears at equilibrium and the long-run regime is governed by a Perron–Frobenius recruitment threshold. Second, in the symmetric reduction, a pure state shock can generate a transient radical surge; the surge has an explicit critical amplitude and a finite mobilisation-window bound. Third, a lasting change in the long-run radical-support floor occurs only when the structural component of the shock moves the post-crisis parameters across the threshold. Thus disengagement governs transient amplification, whereas structural parameter shifts govern long-run realignment.

Throughout this section, unless otherwise stated, all parameters are the post-shock parameters of the autonomous system after the crisis input has ended ($\sigma \equiv 0$). For the post-shock system (3), set

$$K := \begin{pmatrix} \alpha_L & \gamma_{RL} \\ \gamma_{LR} & \alpha_R \end{pmatrix}, \quad M := \begin{pmatrix} \mu_L & 0 \\ 0 & \mu_R \end{pmatrix},$$

and define the radical-support threshold

$$\mathcal{R}_{\text{rad}} := \lambda_{\text{PF}}(M^{-1}K).$$

This is the extended model’s analogue of the baseline threshold $\mathcal{R}_{\text{base}}$: it compares recruitment and reactive polarisation against reabsorption into the mainstream. Note that \mathcal{R}_{rad} depends on recruitment, polarisation, and reabsorption parameters, but not on the mobilisation rates δ_i or the re-engagement rate ρ . The latter affect the transient use and depletion of the disengagement reservoir; they do not affect the equilibrium threshold once the crisis input has ended.

Theorem 5.1 (Global post-shock dynamics). *Consider the autonomous post-shock system (3) with $\sigma \equiv 0$.*

1. If $\mathcal{R}_{\text{rad}} \leq 1$, the radical-free equilibrium $E_0 = (L, R, A) = (0, 0, 0)$ is globally asymptotically stable on \mathcal{T} .
2. If $\mathcal{R}_{\text{rad}} > 1$, there is a unique positive radical-support equilibrium E_1 . Explicitly, if $v \gg 0$ is the right Perron–Frobenius eigenvector of $M^{-1}K$ normalised by $v_L + v_R = 1$, then

$$(L^*, R^*) = \left(1 - \frac{1}{\mathcal{R}_{\text{rad}}}\right)v, \quad C^* = \frac{1}{\mathcal{R}_{\text{rad}}}, \quad A^* = 0.$$

The radical-free axis $\Gamma := \{(L, R, A) \in \mathcal{T} : L = R = 0\}$ is forward invariant and converges to E_0 . Every trajectory starting in $\mathcal{T} \setminus \Gamma$ converges to E_1 .

Proof. See Appendix B. □

Theorem 5.1 shows that the disengaged compartment is transient at equilibrium. It can affect the path by which the system moves, but the long-run regime is still determined by the structural recruitment threshold. In the asymmetric model this threshold is Perron–Frobenius; in the symmetric case it reduces to a scalar condition.

For closed-form shock calculations we use the symmetric parameter regime

$$\alpha_L = \alpha_R = \alpha, \quad \mu_L = \mu_R = \mu, \quad \gamma_{LR} = \gamma_{RL} = \gamma, \quad \delta_L = \delta_R = \delta,$$

and write

$$S(t) := L(t) + R(t), \quad \beta := \alpha + \gamma.$$

A direct computation shows that the total radical share S and the disengagement share A then satisfy the closed two-dimensional system

$$\begin{aligned} \dot{S} &= S[(\beta - \mu) - \beta S + (\delta - \beta)A], \\ \dot{A} &= -(\delta S + \rho)A, \end{aligned} \tag{5}$$

on the feasible region $\mathcal{F} = \{(S, A) : S \geq 0, A \geq 0, S + A \leq 1\}$. This reduction does not require an equal-wing initial condition: under symmetric parameters, the (S, A) -system is closed for arbitrary initial (L_0, R_0, A_0) , and the wing imbalance $L - R$ decouples (see Appendix B). On the invariant equal-wing subspace $L = R =: P$ one has $S = 2P$, recovering the per-wing formulation.

Theorem 5.2 (Equilibria of the symmetric extended model). *System (5) has no equilibrium with $A^* > 0$. Its equilibria are $(S, A) = (0, 0)$ and, when $\beta > \mu$,*

$$(S^*, A^*) = \left(1 - \frac{\mu}{\beta}, 0\right).$$

The corresponding equilibrium of the full symmetric four-group system on the equal-wing subspace $L = R$ is

$$L^* = R^* = \frac{1}{2}\left(1 - \frac{\mu}{\beta}\right), \quad C^* = \frac{\mu}{\beta}, \quad A^* = 0.$$

Proof. Since $\dot{A} = -(\delta S + \rho)A$ and $\delta S + \rho > 0$, every equilibrium has $A^* = 0$. Substitution into $\dot{S} = 0$ gives $S^* = 0$ or $S^* = 1 - \mu/\beta$, the latter feasible iff $\beta > \mu$. \square

Remark 5.3 (Interpretation of $A(t) \rightarrow 0$). The variable $A(t)$ represents excess crisis-induced disengagement above ordinary background abstention. Thus $A(t) \rightarrow 0$ means that the post-crisis disengagement reservoir has been depleted: voters have either been reabsorbed into the mainstream or mobilised into radical support. The transient phase can nevertheless be politically important, especially when the re-engagement rate ρ is small.

The stability classification mirrors the baseline model. If $\beta \leq \mu$, the origin $(S, A) = (0, 0)$ is globally asymptotically stable on \mathcal{F} . If $\beta > \mu$, the edge $\{S = 0\}$ is invariant; every trajectory with $S_0 > 0$ converges to the positive equilibrium of Theorem 5.2. The proof is given in Appendix B.

By the bilinear-mobilisation observation of Section 4, the shock results below are conditional on a nonzero radical seed, $S_0 = L_0 + R_0 > 0$. The radical-free axis $\{S = 0\}$ is invariant: a state shock into a zero radical baseline cannot generate radical support, regardless of the size of A or any subsequent parameter shift.

We next quantify when a state shock creates a transient radical surge. Suppose the system is initially close to the radical-free state, with $S(t_0^-) = \varepsilon > 0$, $A(t_0^-) = 0$, and $0 < \varepsilon \ll 1$. A state shock of amplitude Δ places $A(t_0^+) = \Delta C(t_0^-)$.

Theorem 5.4 (Critical state-shock amplitude). *Assume $\beta < \mu$. In the near-mainstream limit $\varepsilon \rightarrow 0$, the total radical share initially grows after the state shock if and only if*

$$(\beta - \mu) + (\delta - \beta)\Delta > 0. \tag{6}$$

Equivalently:

1. if $\delta \leq \beta$, no feasible state shock produces initial near-mainstream radical growth;
2. if $\delta > \beta$, initial growth occurs if and only if

$$\Delta > \Delta_c := \frac{\mu - \beta}{\delta - \beta}; \tag{7}$$

3. the threshold is feasible, $\Delta_c \in (0, 1)$, if and only if $\delta > \mu > \beta$.

Proof. From (5), $\dot{S}/S = (\beta - \mu) - \beta S + (\delta - \beta)A$. At the post-shock state and in the limit $\varepsilon \rightarrow 0$ this equals $(\beta - \mu) + (\delta - \beta)\Delta$, giving (6). For (i), the left-hand side is nonpositive for all $\Delta \in [0, 1]$ when $\delta \leq \beta$. For (ii), rearrangement of (6) under $\delta > \beta$ yields $\Delta > (\mu - \beta)/(\delta - \beta) = \Delta_c$. For (iii), $\Delta_c < 1$ iff $\mu - \beta < \delta - \beta$, i.e. $\delta > \mu$. \square

The politically relevant regime $\delta > \mu > \beta$ admits a direct interpretation. Stronger reabsorption μ raises the resilience threshold; stronger mobilisation δ lowers it; proximity to the structural threshold $\beta = \mu$ makes the system increasingly sensitive, $\Delta_c \rightarrow 0^+$ as $\beta \rightarrow \mu^-$.

Theorem 5.5 (Mobilisation-window bound). *Assume $\beta < \mu < \delta$, and let $\Delta_c = (\mu - \beta)/(\delta - \beta)$. For a pure state shock of amplitude $\Delta > \Delta_c$ at time t_0 with $A(t_0^-) = 0$, set $\tau := t - t_0$ and*

$$\tau^* := \frac{1}{\rho} \ln\left(\frac{\Delta}{\Delta_c}\right) = \frac{1}{\rho} \ln\left(\frac{(\delta - \beta)\Delta}{\mu - \beta}\right). \quad (8)$$

Then $\dot{S}(\tau) < 0$ for every $\tau > \tau^$ with $S(\tau) > 0$. In particular, the radical surge window is contained in $[0, \tau^*]$.*

Proof. Since $\dot{A} = -(\delta S + \rho)A \leq -\rho A$, integration gives $A(\tau) \leq \Delta e^{-\rho\tau}$. Using (5),

$$\frac{\dot{S}(\tau)}{S(\tau)} = (\beta - \mu) - \beta S(\tau) + (\delta - \beta)A(\tau) \leq (\beta - \mu) + (\delta - \beta)\Delta e^{-\rho\tau},$$

because $-\beta S \leq 0$. The right-hand side equals zero at $\tau = \tau^*$ and is strictly negative for $\tau > \tau^*$. \square

The bound holds without a small- S approximation: the term $-\beta S$ strictly accelerates the suppression of radical growth.

Corollary 5.6 (Comparative statics of the mobilisation window). *The window bound τ^* in Theorem 5.5 depends on three quantities: the re-engagement rate ρ , which enters as $1/\rho$; the shock ratio Δ/Δ_c , which enters logarithmically; and the structural distance from threshold $\mu - \beta$, which becomes decisive when β is close to μ . Increasing re-engagement shortens the window directly, while reducing baseline recruitment and reactive polarisation both raises Δ_c and shortens the transient phase.*

The preceding results concern transient growth. They do not determine whether the crisis leaves a permanent political legacy. That question is governed by the structural component of the shock.

Theorem 5.7 (Bifurcation trigger). *Consider the symmetric system with fixed μ and initial $\beta_0 < \mu$, in which the structural component of the shock is restricted to a scalar shift $\beta_0 \rightarrow \beta_0 + \Delta\beta$, with μ, δ, ρ unchanged. For any nonzero radical seed $S_0 > 0$, the structural shock produces a permanent shift in the long-run regime if and only if*

$$\beta_0 + \Delta\beta > \mu. \quad (9)$$

When (9) holds, the post-shock long-run mainstream share is

$$C^\infty = \frac{\mu}{\beta_0 + \Delta\beta} < 1, \quad (10)$$

and this value is independent of the state-shock amplitude Δ . If the radical seed is exactly zero, the radical-free axis $\{S = 0\}$ remains invariant and the system returns to the radical-free state regardless of $\Delta\beta$.

Proof. See Appendix B. □

Remark 5.8 (Pure structural shock). Theorem 5.7 applies in particular to pure structural shocks ($\Delta = 0$ in Definition 4.3). In that case the state is continuous at t_0 and the bifurcation is triggered by the parameter shift alone, without any turnout disruption. The structural component $\Delta\beta$ is therefore both necessary and sufficient for a permanent shift in the long-run regime; the state component governs only the transient phase.

Remark 5.9 (The fundamental decomposition). Theorem 5.7 separates the two components of a crisis. The state component Δ determines whether radical support rises temporarily and how long the mobilisation window remains open. It does not determine the long-run equilibrium. The structural component $\Delta\beta$ determines whether the long-run equilibrium itself changes. A society can therefore manage the visible crisis shock while still suffering a durable political realignment if the crisis permanently shifts the recruitment environment.

For any nonzero radical seed, once $\beta_0 + \Delta\beta > \mu$, return to the pre-shock radical-free equilibrium is impossible under the autonomous post-shock dynamics. Recovery requires a structural counter-shock: a sustained reduction in recruitment or reactive polarisation, or an increase in reabsorption, that moves the system back below threshold. The disengaged compartment is not itself the source of irreversibility: it amplifies transient surges, but lasting change comes from permanent shifts in the structural parameters.

The asymmetric version of this statement replaces the scalar condition $\beta > \mu$ by the Perron–Frobenius condition $\lambda_{\text{PF}}(M_{\text{post}}^{-1}K_{\text{post}}) > 1$. The full asymmetric threshold and the corresponding asymmetric shock-window bounds are stated in Appendix B.

Finally, consider a sequence of crises. Let shocks occur at times $t_1 < t_2 < \dots < t_n$, with state components $\Delta_1, \dots, \Delta_n$ and nonnegative structural components $\Delta\beta_1, \dots, \Delta\beta_n$. Define the cumulative structural parameter after k shocks: $B_k := \beta_0 + \sum_{j=1}^k \Delta\beta_j$.

Theorem 5.10 (Cumulative structural shocks). *Assume $\beta_0 < \mu$, $\Delta\beta_k \geq 0$ for all k , and that the radical seed is nonzero at the first threshold-crossing shock (equivalently, $S(t_{k^*}^+) > 0$ for the shock at which the supercritical regime is first entered).*

1. *If $B_k \leq \mu$, the long-run mainstream share after the k -th shock is $C_k^\infty = 1$. State shocks may create transient surges but do not alter the long-run regime.*
2. *If k^* is the first index such that $B_{k^*} > \mu$, the k^* -th shock crosses the structural threshold and the long-run mainstream share becomes $C_{k^*}^\infty = \mu/B_{k^*} < 1$.*
3. *For every later shock with $B_k > \mu$, $C_k^\infty = \mu/B_k \leq C_{k-1}^\infty$, with strict inequality exactly when $\Delta\beta_k > 0$.*
4. *The threshold-crossing index is*

$$k^* = \min \left\{ k : \sum_{j=1}^k \Delta\beta_j > \mu - \beta_0 \right\}. \quad (11)$$

Proof. See Appendix B. □

The monotone staircase conclusion uses the assumption $\Delta\beta_k \geq 0$. Allowing negative structural components would represent structural counter-shocks and could reverse some steps or restore the subcritical regime.

When $B_k < \mu$ and $\delta > B_k$, the transient near-mainstream surge threshold after the k -th shock is $\Delta_c^{(k)} = (\mu - B_k)/(\delta - B_k)$, evaluated under the post-shock structural parameter B_k . A crisis can thus create a visible radical surge while leaving no permanent legacy if $B_k \leq \mu$.

Corollary 5.11 (Staircase dynamics). *Under the conditions of Theorem 5.10, after the first threshold-crossing shock k^* , every subsequent shock with $\Delta\beta_k > 0$ strictly lowers the long-run mainstream share: $C_k^\infty < C_{k-1}^\infty$. If all subsequent*

structural components are positive, the sequence $C_{k^}^\infty > C_{k^*+1}^\infty > \dots$ is strictly decreasing. This is the staircase pattern: repeated crises leave radical support at successively higher long-run floors.*

Proof. Immediate from $C_k^\infty = \mu/B_k$ and $B_k = B_{k-1} + \Delta\beta_k$. □

The next section presents a single descriptive case—German federal elections, 2013–2025—as a stylised illustration.

6 Stylised Illustration: German Federal Elections, 2013–2025

To illustrate how the model’s distinction between transient and structural mechanisms can organise an observed electoral pattern, we apply the framework to a single descriptive case: German federal elections, 2013–2025. The aim is illustrative; no causal estimation is attempted, and no claim is made about the full set of mechanisms driving radical-party support in Germany.

Within this descriptive frame, the Bundestag second-vote share for the right-radical bloc (Alternative für Deutschland) followed a pattern consistent with the staircase mechanism of Section 5: it rose from 4.7% in 2013 to 12.6% in 2017, fell partially to 10.3% in the original 2021 final result, and reached 20.8% in 2025 (The Federal Returning Officer, 2013, 2017, 2021, 2025). The 2021 dip is not an anomaly: Corollary 5.11 governs long-run floors rather than monotone election-by-election observations.

This section offers a stylised illustration rather than a formal estimation exercise. The goal is to show how the model’s distinction between temporary state shocks and permanent structural shifts maps onto this sequence. No parameters are estimated and no econometric identification is claimed.

The model is formulated on a conserved electorate, so the empirical mapping uses the eligible electorate as the common reference population. The 2021 figures use the original 2021 final result (turnout 76.6%, AfD 10.3%), before the 2024 repeat election in parts of Berlin, in order to keep the four-election sequence internally consistent. Using the post-repeat 2024 adjustment changes entries only at the third decimal place and leaves all qualitative comparisons unchanged. Let $N(t) = 1 - \text{turnout}$ denote the observed non-voting share. Using the rounded official second-vote shares, we

define

$$\begin{aligned}
R(t) &= (\text{AfD second-vote share}) \times \text{turnout}, \\
L(t) &= (\text{Die Linke second-vote share}) \times \text{turnout}, \\
N(t) &= 1 - \text{turnout}, \\
C_{\text{obs}}(t) &= 1 - L(t) - R(t) - N(t).
\end{aligned} \tag{12}$$

Thus $V(t) = L(t) + R(t)$ is an approximate observed radical vote share as a fraction of the eligible electorate, and the residual category C_{obs} collects all remaining parties, invalid second votes, and rounding residuals.

At the measurement level, these proxies relate to the latent ODE states through a measurement convention. Reading L_t, R_t, A_t as the latent ODE states (rather than the rounded proxies above), a compact convention is

$$V_t^{\text{obs}} = L_t + R_t + \varepsilon_t^V, \quad N_t^{\text{obs}} = N^{\text{bg}} + \kappa A_t + \varepsilon_t^N, \quad C_t^{\text{obs}} = 1 - V_t^{\text{obs}} - N_t^{\text{obs}}, \tag{13}$$

where N^{bg} is ordinary background non-voting, $\kappa > 0$ is a measurement scale, and the ε terms collect aggregation and classification error. The descriptive table below sets these errors to zero and uses rounded official quantities; no claim is made that A_t, N^{bg} , or κ are identified from four elections. The left-radical proxy is Die Linke throughout 2013–2025. The 2025 vote for Bündnis Sahra Wagenknecht (BSW) is kept in the residual category in the baseline mapping. This avoids introducing a new party into the left-radical series only in the final observation and does not require taking a position on BSW’s classification. The convention is conservative for the comparison made here: including BSW would raise $V(2025)$ and therefore strengthen, rather than weaken, the qualitative staircase pattern. We therefore treat the BSW-inclusive mapping as a robustness check rather than as the baseline series.

The model variable $A(t)$ corresponds not to total non-voting $N(t)$, but to the excess crisis-induced disengagement component of $N(t)$. We use $N(t)$ as the directly observed quantity and define an illustrative excess component below by subtracting a background non-voting level.

The robustness table shows that the qualitative 2025 increase is not an artefact of aggregating AfD with Die Linke. The AfD-only eligible-electorate series displays the same broad pattern; including BSW in 2025 raises the broad-radical proxy further. The subsequent illustrative parameterisation uses the baseline AfD + Die Linke mapping in Table 3.

The model predicts $A^* = 0$ at every post-shock equilibrium (Theorem 5.1; in the symmetric reduction, Theorem 5.2). The raw observable $N = 1 -$

Table 3: Bundestag elections 2013–2025, as fractions of the eligible electorate. $V = L + R$ uses AfD and Die Linke as radical-party proxies (BSW 2025 in residual category); C_{obs} is mainstream and residual support; N is non-voting; Sum is $V + C_{\text{obs}} + N$. Source: The Federal Returning Officer (2013, 2017, 2021, 2025).

Year	$V = L + R$	C_{obs}	N	Sum
2013	0.095	0.620	0.285	1.000
2017	0.166	0.596	0.238	1.000
2021	0.116	0.650	0.234	1.000
2025	0.244	0.581	0.175	1.000

Table 4: Sensitivity of the radical-support proxy V as a fraction of the eligible electorate. The baseline broad-radical proxy is AfD + Die Linke; BSW is added only as a 2025 sensitivity check.

Year	AfD only	AfD + Die Linke	AfD + Die Linke + BSW
2013	0.034	0.095	0.095
2017	0.096	0.166	0.166
2021	0.079	0.116	0.116
2025	0.172	0.244	0.285

turnout is not the model variable $A(t)$: it mixes ordinary background non-voting with any crisis-induced excess disengagement. As a purely descriptive normalisation, we treat the lowest observed non-voting level in the series as a background level. With $N_{\text{bg}} \approx 0.175$ from 2025, the excess proxy

$$A_{\text{exc}}(t) := N(t) - N_{\text{bg}}$$

is approximately 0.110 (2013), 0.063 (2017), 0.059 (2021), and 0.000 (2025). This proxy should not be read as an estimate of the model state $A(t)$; it is used only to illustrate the distinction between background abstention and an excess disengagement reservoir.

The decline in observed non-voting from 2021 to 2025 coincides with the largest single-period increase in V . In the language of the model, this is compatible with the $A \rightarrow L \cup R$ mobilisation channel: part of an excess disengagement reservoir may be reabsorbed into electoral participation, and some of that mobilisation may flow into radical support. The aggregate data do not identify these flows; they only show that the turnout increase and the radical-support increase occurred in the same interval.

We next give an illustrative parameterisation that reproduces two post-election reference levels. Fix $\mu = 0.22$ and $\beta_0 = 0.18$, corresponding to a

subcritical baseline ($\mathcal{R}_{\text{rad}} = 0.82 < 1$; $V_0^* = 0$). This parameter choice should not be interpreted as a fit to the full pre-2013 German party system. In particular, the observed proxy $V = L + R$ contains a long-standing left-party component, whereas the parameterisation below is intended only as a stylised representation of the post-2013 right-radical surge and its subsequent reference levels. The numerical values therefore illustrate the threshold mechanism; they are not estimates of the German party system as a whole. After the 2015 migration crisis, set

$$\beta_1 = 0.249, \quad \mathcal{R}_{\text{rad}} = \frac{\beta_1}{\mu} = 1.13 > 1, \quad V_1^* = 1 - \frac{\mu}{\beta_1} = 0.1165. \quad (14)$$

After the 2022 energy and cost-of-living crisis, set

$$\beta_2 = 0.2910, \quad \mathcal{R}_{\text{rad}} = 1.32 > 1, \quad V_2^* = 1 - \frac{\mu}{\beta_2} = 0.2440. \quad (15)$$

The two structural shifts are $\Delta\beta_1 = \beta_1 - \beta_0 = 0.069$ (2015) and $\Delta\beta_2 = \beta_2 - \beta_1 = 0.042$ (2022).

Remark 6.1 (Status of the illustrative parameterisation). The values of β_1 and β_2 in (14)–(15) are reverse-engineered from the two post-election reference levels $V(2021)$ and $V(2025)$. The parameterisation therefore has no independent predictive content for these two levels. Its purpose is only to show that the model can represent a subcritical pre-shock regime followed by two higher post-shock floors. The remaining comparisons below should be read as qualitative consistency checks, not as statistical tests or forecasts.

Under the calibration (14)–(15), the model suggests three qualitative consistency checks against Table 3.

- (P1) *Staircase of long-run floors.* Corollary 5.11 predicts a strictly increasing sequence of post-shock equilibria: $V_0^* = 0 < V_1^* < V_2^*$. The relevant descriptive comparison is between later elections after the initial crisis episodes: 2021 after the post-2015 shift and 2025 after the post-2022 shift. The observed sequence $V(2021) = 0.116 < V(2025) = 0.244$ is consistent with the staircase prediction. Since V_1^* and V_2^* are reverse-engineered from these two observations, this comparison is a consistency check rather than an independent test.
- (P2) *Transient overshoot above the new floor.* Theorem 5.4 gives the condition under which a state shock produces initial growth of total radical support, and Theorem 5.5 bounds the duration of that growth. For a sufficiently large state component, the model thus allows a temporary overshoot above the new post-shock floor before convergence back to that

floor. The 2017 observation $V(2017) = 0.166 > V_1^* = 0.116$ is consistent with such a transient overshoot phase; by 2021, $V = 0.116 \approx V_1^*$. The 2021 dip relative to 2017 therefore need not be treated as an anomaly within this model class.

- (P3) *Co-movement of V and observed non-voting.* The model implies an inverse movement between total radical support and the excess disengagement reservoir when disengaged voters are reabsorbed into participation and some are mobilised into radical support. In the descriptive series, observed non-voting N falls from 0.285 (2013) to approximately 0.175 (2025), while V rises from 0.095 to approximately 0.244. The largest single-period co-movement occurs between 2021 and 2025, when N falls by 0.059 and V rises by 0.128. This is compatible with the δ -mobilisation channel, but the aggregate data do not identify the underlying voter flows.

We emphasise that this is a *stylised calibration*: the parameter values are chosen to reproduce the qualitative regime structure (subcritical pre-2015, supercritical post-2015, staircase after 2022), not to minimise any statistical criterion. A rigorous estimation procedure would require a probabilistic observation model and is beyond the scope of the present paper.

7 Discussion

We developed and analysed two coupled ODE models of political competition with a conserved electorate.

The baseline three-group model is path-independent under fixed parameters: in both the symmetric and asymmetric cases the dynamics converge globally to the attractor selected by the Perron–Frobenius threshold. Periodic orbits are excluded by the Dulac function $B = (LRC)^{-1}$. Consequently, the baseline cannot generate endogenous staircase dynamics, history-dependent long-run floors, or multiple attractors.

The four-group extension adds a disengaged compartment and distinguishes pure state shocks from permanent structural parameter shifts. The post-shock dynamics admit a complete global classification governed by the spectral threshold $\mathcal{R}_{\text{rad}} = \lambda_{\text{PF}}(M^{-1}K)$: below it the radical-free equilibrium is globally asymptotically stable; above it every trajectory with a nonzero radical seed converges to the unique radicalised equilibrium. Lasting long-run shifts under fixed post-shock parameters arise from structural parameter changes crossing this threshold; cumulative sub-threshold shifts produce staircase dynamics absent from the baseline. The empirical illustrations against

German Bundestag data 2013–2025 are qualitative only and do not constitute a statistical test.

The model raises several questions of identifiability and estimation that we leave to future work. A rigorous quantitative calibration would require a probabilistic observation model linking the ODE state to electoral and survey data, and faces the following identifiability obstacles.

In the symmetric three-group model, α and γ enter the total radical-share equation only through their sum $\beta = \alpha + \gamma$. Equilibrium observations constrain the ratio μ/β , since $V^* = 1 - \mu/\beta$, but they do not separately identify α , γ , and μ . Separating direct recruitment from reactive polarisation would require information on flows between party blocs, or additional survey measures of cross-wing reactive mobilisation. Panel surveys such as the German Longitudinal Election Study (GLES) are a natural source for such auxiliary information GLES (2023).

The four-group model adds the mobilisation rate δ and the re-engagement rate ρ . Observed non-voting $N(t)$ can help constrain these parameters only if it is linked to the latent state $A(t)$ by an explicit measurement equation, because $N(t)$ includes both ordinary background abstention and crisis-induced excess disengagement. The co-movement pattern in Section 6 is therefore best read as a qualitative implication of the model, not as an identification result. Precise estimation would require a stochastic state-space formulation and richer time-series or panel data.

In the symmetric shock specification, each crisis episode has a state component Δ_k and a structural component $\Delta\beta_k$. The state component can produce a temporary turnout disruption if the election occurs before the disengagement reservoir has been depleted; the structural component is reflected in the post-shock long-run floor V_k^* . Disentangling the two components within a single election cycle requires timing assumptions or auxiliary data on between-election attitudes, turnout intentions, and voter transitions.

On the mathematical side, the main open problem is a sharper transient theory for the asymmetric four-group model, including explicit bounds on surge duration and peak size under repeated asymmetric shocks, and a more explicit global theory for structural-shock sequences with parameter drift. Stochastic forcing and time-periodic shocks would further allow the study of threshold crossing and ratchet effects outside the autonomous setting.

The main methodological message is that reversible surges and lasting political shifts are distinct dynamical phenomena and should not be attributed to the same mechanism: pure state shocks govern transient amplification, whereas structural parameter shifts govern long-run realignment.

A Mathematical Proofs: Baseline Model

This appendix collects the proofs of all results stated in Sections 2 and 3, together with supporting technical material on the bifurcation structure and comparative statics of the baseline model.

A.1 Forward invariance

Proposition A.1 (Forward invariance of Σ_2). *For any $(L_0, R_0) \in \Sigma_2$ and any positive parameters, the solution $(L(t), R(t))$ of (1) remains in Σ_2 for all $t \geq 0$.*

Proof. We verify that the vector field $\mathbf{F} = (F_1, F_2)$ points into Σ_2 (or is tangent to it) at every point on the boundary $\partial\Sigma_2$.

Face $L = 0, R \in [0, 1]$: $F_1|_{L=0} = \gamma_{RL} R(1 - R) \geq 0$. Hence $\dot{L} \geq 0$: the trajectory cannot exit through this face.

Face $R = 0, L \in [0, 1]$: By symmetry, $F_2|_{R=0} = \gamma_{LR} L(1 - L) \geq 0$.

Face $C = 0$, i.e. $L + R = 1$: Here $C = 0$, so $F_1|_{C=0} = -\mu_L L \leq 0$ and $F_2|_{C=0} = -\mu_R R \leq 0$. Therefore $\dot{L} + \dot{R} \leq 0$, which means $\dot{C} = -\dot{L} - \dot{R} \geq 0$: the total radical share cannot increase beyond 1.

Since the vector field points inward (or is tangent) on all three faces, and the system has a unique locally Lipschitz solution by the Picard–Lindelöf theorem, Σ_2 is positively invariant. \square

Remark A.2. On the boundary face $C = 0$ (i.e. $L + R = 1$), at least one of L, R is positive, so

$$\dot{C} = \mu_L L + \mu_R R > 0$$

strictly. The face $C = 0$ is therefore inward-pointing: a trajectory with $C(0) > 0$ cannot reach $C = 0$ in finite time, and a trajectory with $C(0) = 0$ returns immediately to the interior.

A.2 Symmetric reduction and global dynamics

In the symmetric case $\alpha_L = \alpha_R = \alpha$, $\mu_L = \mu_R = \mu$, $\gamma_{LR} = \gamma_{RL} = \gamma$, set $\beta := \alpha + \gamma$ and introduce the total radical share $S := L + R$ and the left–right imbalance $D := L - R$. Since $C = 1 - S$, a direct computation yields the triangular system

$$\dot{S} = S[\beta(1 - S) - \mu], \quad \dot{D} = D[(\alpha - \gamma)(1 - S) - \mu]. \quad (16)$$

The S -equation is logistic with unique positive equilibrium $S^* = 1 - \mu/\beta$ when $\beta > \mu$. On the diagonal $\{L = R\}$, setting $S = 2P$ gives

$$\dot{P} = P[\beta(1 - 2P) - \mu]. \quad (17)$$

Theorem A.3 (Global dynamics of the symmetric model). *1. If $\beta \leq \mu$: $E_0 = (0, 0)$ is globally asymptotically stable on Σ_2 . Both radical wings vanish: $L(t), R(t) \rightarrow 0$, $C(t) \rightarrow 1$.*

2. If $\beta > \mu$: the unique interior equilibrium $E_1 = (P^, P^*)$, with $P^* = \frac{1}{2}(1 - \mu/\beta)$ and $C^* = \mu/\beta$, is globally asymptotically stable on $\Sigma_2 \setminus \{E_0\}$; E_0 is unstable.*

Proof. Case $\beta \leq \mu$: For $S \geq 0$, $\dot{S} = (\beta - \mu)S - \beta S^2 \leq (\beta - \mu)S$. If $\beta < \mu$, then $S(t) \leq S(0)e^{(\beta - \mu)t} \rightarrow 0$. If $\beta = \mu$, then $\dot{S} = -\beta S^2 \leq 0$ with equality only at $S = 0$, so $S(t) \rightarrow 0$ by integration of the scalar logistic equation. Since $|D| \leq S$, also $D(t) \rightarrow 0$, hence $L, R \rightarrow 0$.

Case $\beta > \mu$: The S -equation is logistic; for any $S(0) \in (0, 1]$, $S(t) \rightarrow S^* = 1 - \mu/\beta$ monotonically. The D -equation is linear:

$$\dot{D} = k(t) D, \quad k(t) := (\alpha - \gamma)(1 - S(t)) - \mu.$$

Since $S(t) \rightarrow S^*$, we have $k(t) \rightarrow (\alpha - \gamma)\mu/\beta - \mu = -2\gamma\mu/\beta < 0$. Hence there exist $T > 0$ and $\eta > 0$ such that $k(t) \leq -\eta$ for all $t \geq T$, giving $|D(t)| \leq |D(T)|e^{-\eta(t-T)} \rightarrow 0$. Consequently $L(t) \rightarrow S^*/2 = P^*$ and $R(t) \rightarrow P^*$. Instability of E_0 : its dominant eigenvalue is $\lambda_1 = \beta - \mu > 0$. \square

Corollary A.4 (Mainstream share at equilibrium). *When E_1 exists ($\beta > \mu$), the mainstream share at equilibrium is*

$$C^* = \frac{\mu}{\beta} = \frac{\mu}{\alpha + \gamma} \in (0, 1).$$

C^ is strictly decreasing in α and γ , strictly increasing in μ , and positive for all positive parameters.*

Proof. Direct substitution of P^* into $C = 1 - 2P^*$. \square

A.3 Asymmetric case: existence, uniqueness, and stability

We first record an equivalence used repeatedly below.

Lemma A.5 (Perron threshold and spectral abscissa). *Let K be a 2×2 entrywise positive matrix and let $M = \text{diag}(\mu_L, \mu_R)$ with $\mu_L, \mu_R > 0$. Then*

$$\lambda_{\text{PF}}(M^{-1}K) \leq 1 \iff s(K - M) \leq 0,$$

where $s(\cdot)$ denotes the spectral abscissa.

Proof. This is the nonsingular M -matrix criterion applied to $M - K$. Since K is entrywise positive and M is a positive diagonal matrix, $M - K$ is a nonsingular M -matrix iff $\lambda_{\text{PF}}(M^{-1}K) < 1$, equivalently the Metzler matrix $K - M = -(M - K)$ has $s(K - M) < 0$. The threshold and supercritical cases follow by continuity and irreducibility of K . \square

At an interior equilibrium (L^*, R^*) with $C^* = 1 - L^* - R^*$, the equilibrium conditions are

$$\begin{aligned} C^*(\alpha_L L^* + \gamma_{RL} R^*) &= \mu_L L^*, \\ C^*(\alpha_R R^* + \gamma_{LR} L^*) &= \mu_R R^*. \end{aligned} \tag{18}$$

The Jacobian of (1) at a general point (L, R) is

$$J = \begin{pmatrix} \alpha_L(C - L) - \mu_L - \gamma_{RL}R & \gamma_{RL}(C - R) - \alpha_L L \\ \gamma_{LR}(C - L) - \alpha_R R & \alpha_R(C - R) - \mu_R - \gamma_{LR}L \end{pmatrix}, \quad C = 1 - L - R. \tag{19}$$

Theorem A.6 (Existence, uniqueness, and local stability). *Define*

$$K := \begin{pmatrix} \alpha_L & \gamma_{RL} \\ \gamma_{LR} & \alpha_R \end{pmatrix}, \quad M := \begin{pmatrix} \mu_L & 0 \\ 0 & \mu_R \end{pmatrix},$$

and let $\lambda_{\text{PF}} > 0$ be the Perron root of $M^{-1}K$, with explicit formula

$$\lambda_{\text{PF}} = \frac{1}{2} \left(\frac{\alpha_L}{\mu_L} + \frac{\alpha_R}{\mu_R} + \sqrt{\left(\frac{\alpha_L}{\mu_L} - \frac{\alpha_R}{\mu_R} \right)^2 + \frac{4\gamma_{RL}\gamma_{LR}}{\mu_L\mu_R}} \right).$$

Let $u = (u_1, u_2)^\top \gg 0$ be the corresponding Perron eigenvector.

1. An interior equilibrium exists if and only if $\lambda_{\text{PF}} > 1$.
2. When it exists it is unique, with $C^* = 1/\lambda_{\text{PF}}$ and $(L^*, R^*) = \frac{1-C^*}{u_1+u_2}(u_1, u_2)$.
3. It is locally asymptotically stable.

Note that $\mathcal{R}_{\text{base}} = \lambda_{\text{PF}}$, so Theorem 3.1 is the global counterpart of this local result.

Proof. Parts 1–2. At an interior equilibrium, equations (18) read $C^*Kv = Mv$ for $v = (L^*, R^*)^\top \gg 0$. Multiplying by M^{-1} gives $(M^{-1}K)v = (1/C^*)v$. By the Perron–Frobenius theorem, the only positive eigenvector of $M^{-1}K$ is the Perron eigenvector with eigenvalue λ_{PF} , so $C^* = 1/\lambda_{\text{PF}} \in (0, 1)$ iff $\lambda_{\text{PF}} > 1$. The explicit formula follows from the 2×2 characteristic polynomial of $M^{-1}K$.

Part 3. At the interior equilibrium the equilibrium relations from (18) give

$$J_{11} = -\alpha_L L^* - \gamma_{RL} R^* - C^* \gamma_{RL} R^* / L^*, \quad J_{22} = -\alpha_R R^* - \gamma_{LR} L^* - C^* \gamma_{LR} L^* / R^*.$$

Hence $\text{tr } J < 0$. A direct computation using the equilibrium relations yields $\det J = C^*(L^* + R^*)(\alpha_L \gamma_{LR} L^* / R^* + 2\gamma_{LR} \gamma_{RL} + \alpha_R \gamma_{RL} R^* / L^*) > 0$. Thus E_1 is locally asymptotically stable. \square

A.4 Eigenvalue structure in the symmetric case

Theorem A.7 (Eigenvalues in the symmetric 2D case). *In the symmetric model ($\beta > \mu$), $E_1 = (P^*, P^*)$ is locally asymptotically stable with eigenvalues*

$$\lambda_1 = \mu - \beta < 0, \quad \lambda_2 = -\frac{2\gamma\mu}{\beta} < 0.$$

Generically ($\lambda_1 \neq \lambda_2$) it is a stable node. The eigenvalues coincide on the codimension-one locus $2\gamma\mu = \beta(\beta - \mu)$, at which E_1 is a stable star.

Proof. Evaluate the Jacobian at $L = R = P^*$ with $C^* = \mu/\beta$ and $P^* = (\beta - \mu)/(2\beta)$. The entries are

$$a := J_{11} = J_{22} = \frac{\mu(\alpha - \gamma) - \beta^2}{2\beta}, \quad b := J_{12} = J_{21} = \frac{2\gamma\mu - \beta(\beta - \mu)}{2\beta}.$$

The matrix $\begin{pmatrix} a & b \\ b & a \end{pmatrix}$ has eigenvalues $\lambda_{1,2} = a \pm b$, which simplify to $\lambda_1 = \mu - \beta$ and $\lambda_2 = -2\gamma\mu/\beta$. \square

Remark A.8. The eigenvalue $\lambda_1 = \mu - \beta$ governs the symmetric mode in which L and R change together. The eigenvalue $\lambda_2 = -2\gamma\mu/\beta$ governs the asymmetric mode, i.e. the difference $L - R$. In the limit $\gamma \rightarrow 0$, $\lambda_2 \rightarrow 0$: without reactive cross-coupling the model no longer selects a unique left–right split at fixed total radical share. The supercritical $\gamma = 0$ system instead admits a continuum of equilibria on the segment $\{(L, R) : L, R \geq 0, L + R = 1 - \mu/\alpha\}$.

A.5 Absence of periodic orbits

Corollary A.9 (No periodic orbits). *The system (1) has no closed orbits in the interior of Σ_2 for any positive parameter values.*

Proof. Apply the Bendixson–Dulac criterion with weight $B(L, R) = 1/(LRC) > 0$ on $\text{int}(\Sigma_2)$. Writing $BF_1 = \alpha_L/R - \mu_L/(RC) + \gamma_{RL}/L$ and $BF_2 = \alpha_R/L - \mu_R/(LC) + \gamma_{LR}/R$, a direct computation gives

$$\frac{\partial(BF_1)}{\partial L} + \frac{\partial(BF_2)}{\partial R} = -\frac{\gamma_{RL}}{L^2} - \frac{\gamma_{LR}}{R^2} - \frac{\mu_L}{RC^2} - \frac{\mu_R}{LC^2} < 0$$

throughout $\text{int}(\Sigma_2)$. By Dulac’s theorem there are no closed orbits. \square

A.6 Global dynamics: asymmetric case

Remark A.10 (E_0 stability in the asymmetric model). Evaluating the Jacobian at $E_0 = (0, 0)$ (where $C = 1$) gives

$$J|_{E_0} = \begin{pmatrix} \alpha_L - \mu_L & \gamma_{RL} \\ \gamma_{LR} & \alpha_R - \mu_R \end{pmatrix} = K - M.$$

The radical-free equilibrium E_0 is locally asymptotically stable iff $\alpha_L + \alpha_R < \mu_L + \mu_R$ and $(\alpha_L - \mu_L)(\alpha_R - \mu_R) > \gamma_{RL}\gamma_{LR}$. By Lemma A.5, this is equivalent to $\lambda_{\text{PF}}(M^{-1}K) < 1$; E_0 is nonhyperbolic at $\lambda_{\text{PF}} = 1$ and unstable for $\lambda_{\text{PF}} > 1$. In the symmetric case both characterisations reduce to $\beta < \mu$.

Theorem A.11 (Global dynamics: full asymmetric model). *Let λ_{PF} be as in Theorem A.6.*

1. *If $\lambda_{\text{PF}} \leq 1$, $E_0 = (0, 0)$ is globally asymptotically stable on Σ_2 .*
2. *If $\lambda_{\text{PF}} > 1$, the unique interior equilibrium E_1 is globally asymptotically stable on $\Sigma_2 \setminus \{E_0\}$.*

Proof. Write $x = (L, R)^\top$ and $S = L + R$. Since $C = 1 - S$,

$$\dot{x} = CKx - Mx = (K - M)x - SKx, \quad N(x) := \dot{x} - (K - M)x = -SKx.$$

On Σ_2 , $N(x) \leq 0$ componentwise, with $N(x) < 0$ componentwise whenever $x \neq 0$. By Lemma A.5, the sign of $s(K - M)$ coincides with the sign of $\lambda_{\text{PF}} - 1$.

Case $\lambda_{\text{PF}} \leq 1$. Let $q \gg 0$ be the positive left Perron vector of the Metzler matrix $K - M$, so $q^\top(K - M) = sq^\top$ with $s := s(K - M) \leq 0$. Set $W(x) := q^\top x$. Then

$$\dot{W} = sW + q^\top N(x) \leq 0,$$

with strict inequality whenever $x \neq 0$. Global asymptotic stability of E_0 on Σ_2 follows by LaSalle's invariance principle.

Case $\lambda_{\text{PF}} > 1$. Now $s := s(K - M) > 0$. Let $q \gg 0$ again satisfy $q^\top(K - M) = sq^\top$, set $W := q^\top x$, and define

$$q_{\min} := \min\{q_1, q_2\}, \quad c_K := \max_{j=1,2} \frac{(q^\top K)_j}{q_j}.$$

From $W = q_1 L + q_2 R \geq q_{\min} S$ we have $S \leq W/q_{\min}$, and since $(q^\top K)_j \leq c_K q_j$ entrywise we have $q^\top K x \leq c_K W$. Therefore

$$\dot{W} = sW - S q^\top K x \geq W \left(s - \frac{c_K}{q_{\min}} W \right).$$

Set

$$\varepsilon := \frac{s q_{\min}}{2 c_K} > 0.$$

Whenever $0 < W \leq \varepsilon$, the bracket is $\geq s/2$, hence $\dot{W} \geq (s/2)W > 0$. Consequently W cannot decrease past ε : if $W(t_1) = \varepsilon$ at any time, then $\dot{W}(t_1) \geq \varepsilon s/2 > 0$, contradicting downward crossing. In particular $\liminf_{t \rightarrow \infty} W(t) > 0$ for every nonzero trajectory, so $E_0 \notin \omega(x_0)$ for any $x_0 \in \Sigma_2 \setminus \{E_0\}$.

By Theorem A.6, the only equilibria in Σ_2 are E_0 and the unique interior equilibrium E_1 . Boundary points other than E_0 are not equilibria: on the open edges $\{L = 0\}$ and $\{R = 0\}$ the vector field points into the interior ($\dot{L}|_{L=0} = \gamma_{RL} R C > 0$ for $0 < R < 1$; symmetrically for $R = 0$), and on $\{C = 0\}$, $\dot{C} = \mu_L L + \mu_R R > 0$ since $L + R = 1$ forces at least one wing positive.

Let $\omega(x_0)$ denote the ω -limit set of a trajectory with $x_0 \neq E_0$. It is nonempty, compact, connected, and forward invariant. Any equilibrium it contains must be E_1 . If $\omega(x_0)$ contained no equilibrium, the Poincaré–Bendixson theorem (Perko, 2001) would give a periodic orbit, ruled out by Corollary A.9. Hence $E_1 \in \omega(x_0)$, and since E_1 is locally asymptotically stable (Theorem A.6), $\omega(x_0) = \{E_1\}$. Therefore every trajectory starting in $\Sigma_2 \setminus \{E_0\}$ converges to E_1 . \square

A.7 Bifurcation structure and comparative statics

Theorem A.12 (Transcritical bifurcation). *The equilibrium branches of the symmetric scalar model (17) are*

$$P = 0, \quad P = \frac{\beta - \mu}{2\beta},$$

intersecting at $(P, \beta) = (0, \mu)$. For $\beta < \mu$, the nonzero branch lies outside the feasible region $P \geq 0$ and $P = 0$ is the only feasible equilibrium; it is stable. For $\beta > \mu$, the nonzero branch enters the feasible region and is stable, while $P = 0$ becomes unstable. The two branches exchange stability at $\beta = \mu$, which is a transcritical bifurcation.

Proof. Let $f(P, \beta) = P[\beta(1 - 2P) - \mu] = (\beta - \mu)P - 2\beta P^2$. At $(P, \beta) = (0, \mu)$,

$$f = 0, \quad f_P = 0, \quad f_{PP} = -4\mu \neq 0, \quad f_{P\beta} = 1 \neq 0,$$

which are the standard non-degeneracy conditions for a transcritical bifurcation. \square

Corollary A.13 (Comparative statics). *At the interior equilibrium E_1 in the symmetric model ($\beta = \alpha + \gamma > \mu$),*

$$\frac{\partial P^*}{\partial \alpha} = \frac{\mu}{2(\alpha + \gamma)^2} > 0, \quad \frac{\partial P^*}{\partial \gamma} = \frac{\mu}{2(\alpha + \gamma)^2} > 0, \quad \frac{\partial P^*}{\partial \mu} = -\frac{1}{2(\alpha + \gamma)} < 0,$$

$$\frac{\partial C^*}{\partial \alpha} = -\frac{\mu}{(\alpha + \gamma)^2} < 0, \quad \frac{\partial C^*}{\partial \gamma} = -\frac{\mu}{(\alpha + \gamma)^2} < 0, \quad \frac{\partial C^*}{\partial \mu} = \frac{1}{\alpha + \gamma} > 0.$$

Stronger recruitment, stronger reactive polarisation, and weaker reabsorption each increase the long-run radical share. The mainstream share $C^ = \mu/\beta$ is strictly positive for all finite positive parameters; mainstream collapse requires $\mu \rightarrow 0$ or $\alpha + \gamma \rightarrow \infty$.*

Proof. Direct differentiation of $P^* = \frac{1}{2}(1 - \mu/\beta)$ and $C^* = \mu/\beta$ with $\beta = \alpha + \gamma$. \square

B Mathematical Proofs: Extended Model

This appendix collects the proofs of all results stated in Sections 4 and 5.

B.1 Forward invariance of \mathcal{T}

Proposition B.1 (Forward invariance of \mathcal{T}). *For any $(L_0, R_0, A_0) \in \mathcal{T}$, positive constant parameters, and any locally bounded piecewise continuous nonnegative crisis input $\sigma: [0, \infty) \rightarrow [0, \infty)$, the Carathéodory solution of (3) is unique and remains in \mathcal{T} for all $t \geq 0$. The same invariance conclusion holds for locally integrable nonnegative inputs in the Carathéodory sense. In particular, this holds for the post-shock autonomous system with $\sigma \equiv 0$. Moreover, the impulse map in Definition 4.1 maps \mathcal{T} into itself.*

Proof. We verify that the vector field points inward (or is tangent) on each face of \mathcal{T} .

$$\text{Face } L = 0: \dot{L}\Big|_{L=0} = \gamma_{RL} R C \geq 0.$$

$$\text{Face } R = 0: \dot{R}\Big|_{R=0} = \gamma_{LR} L C \geq 0.$$

$$\text{Face } A = 0: \dot{A}\Big|_{A=0} = \sigma(t) C \geq 0 \text{ (with } \sigma \equiv 0 \text{ post-shock, } \dot{A}\Big|_{A=0} = 0).$$

Face $C = 0$ (*i.e.* $L+R+A = 1$): Here $C = 0$. Then $\dot{L}\Big|_{C=0} = \delta_L A L - \mu_L L = L(\delta_L A - \mu_L)$ and similarly for R . Also $\dot{A}\Big|_{C=0} = -A(\delta_L L + \delta_R R + \rho) \leq 0$. Therefore

$$\begin{aligned} \dot{L} + \dot{R} + \dot{A}\Big|_{C=0} &= L(\delta_L A - \mu_L) + R(\delta_R A - \mu_R) - A(\delta_L L + \delta_R R + \rho) \\ &= -\mu_L L - \mu_R R - \rho A \leq 0. \end{aligned}$$

Hence $\dot{C} = -(\dot{L} + \dot{R} + \dot{A}) \geq 0$: the total $L + R + A$ cannot increase beyond 1.

For locally bounded piecewise continuous σ , the vector field is measurable in time and locally Lipschitz in the state variables on each compact subset of \mathcal{T} . Standard Carathéodory existence and uniqueness therefore gives a unique absolutely continuous solution. The inward-pointing boundary inequalities above imply positive invariance of \mathcal{T} ; the same argument applies to locally integrable nonnegative inputs.

The impulse map in Definition 4.1 preserves nonnegativity and total mass: $C^+ = (1 - \Delta)C^- \geq 0$, $A^+ = A^- + \Delta C^- \geq 0$, and L, R are unchanged, with $L^+ + R^+ + C^+ + A^+ = L^- + R^- + C^- + A^- = 1$. \square

B.2 Equilibrium inheritance and decay of disengagement

Proposition B.2 (Equilibrium inheritance from the baseline). *For the full four-group model (3) with $\sigma \equiv 0$ and all parameters positive, every equilibrium has $A^* = 0$. Consequently, once the crisis input has ended, the disengagement compartment does not create any additional equilibria: the equilibria of the four-group system are exactly the baseline equilibria embedded in the invariant face $A = 0$.*

Moreover, at any such equilibrium the Jacobian is block upper-triangular:

$$J_4(L^*, R^*, 0) = \begin{pmatrix} J_{\text{base}}(L^*, R^*) & * \\ 0 & 0 \quad -(\delta_L L^* + \delta_R R^* + \rho) \end{pmatrix},$$

so local stability is inherited from the baseline model together with one additional strictly negative transverse eigenvalue $-(\delta_L L^* + \delta_R R^* + \rho) < 0$.

Proof. At any equilibrium, $0 = \dot{A} = -A(\delta_L L + \delta_R R + \rho)$. Since $\delta_L, \delta_R, \rho > 0$, the coefficient is strictly positive, hence $A^* = 0$. Substituting $A = 0$ reduces (3) to exactly the baseline equations (1). The block-triangular Jacobian follows by direct differentiation. \square

Proposition B.3 (Exponential decay of the disengaged compartment). *For every solution of the post-shock autonomous system (3) with $\sigma \equiv 0$,*

$$A(t) = A(0) \exp\left(-\int_0^t (\delta_L L(s) + \delta_R R(s) + \rho) ds\right) \leq A(0)e^{-\rho t}.$$

In particular, $A(t) \rightarrow 0$ exponentially as $t \rightarrow \infty$.

Proof. The equation $\dot{A} = -(\delta_L L + \delta_R R + \rho)A$ is scalar and separable. Integrating from 0 to t gives the exact formula. Since $\delta_L L + \delta_R R + \rho \geq \rho > 0$, the exponential bound follows immediately. \square

B.3 Global post-shock dynamics

Proof of Theorem 5.1. Write $x = (L, R)^\top$ and $D := \text{diag}(\delta_L, \delta_R)$, and let $s(\cdot)$ denote the spectral abscissa. By the Perron–Frobenius/M-matrix equivalence,

$$\mathcal{R}_{\text{rad}} \leq 1 \iff s(K - M) \leq 0, \quad \mathcal{R}_{\text{rad}} > 1 \iff s(K - M) > 0.$$

Using $C = 1 - L - R - A$, the (L, R) -subsystem is

$$\begin{aligned} \dot{x} &= [(1 - A)K + AD - M]x - (L + R)Kx \\ &= (K - M)x + A(D - K)x - (L + R)Kx. \end{aligned}$$

Part (i). Let $q \gg 0$ satisfy $q^\top(K - M) = s_0 q^\top$ with $s_0 := s(K - M) \leq 0$. Choose

$$\eta > \max\left\{0, \frac{(q^\top(D - K))_1}{\delta_L}, \frac{(q^\top(D - K))_2}{\delta_R}\right\}$$

and set $W(L, R, A) := q^\top x + \eta A$. Differentiating:

$$\begin{aligned} \dot{W} &= s_0(q^\top x) + A q^\top(D - K)x - (L + R)q^\top Kx - \eta(\delta_L L + \delta_R R + \rho)A \\ &= s_0(q^\top x) - (L + R)q^\top Kx - \eta\rho A + A[(q^\top(D - K))_1 - \eta\delta_L]L + A[(q^\top(D - K))_2 - \eta\delta_R]R. \end{aligned}$$

By construction of η the last two terms are nonpositive. Since $s_0 \leq 0$, $q \gg 0$, and $K > 0$ entrywise, $\dot{W} < 0$ for every $(L, R, A) \neq (0, 0, 0)$. Hence W is a strict Lyapunov function and E_0 is globally asymptotically stable.

Part (ii). On Γ : $L = R = 0$ gives $\dot{A} = -\rho A$, so Γ is forward invariant and trajectories on it converge to E_0 .

Now let $(L_0, R_0, A_0) \in \mathcal{T} \setminus \Gamma$. By uniqueness and invariance of Γ , $x(t) \neq 0$ for all $t \geq 0$, so $W(t) := q^\top x(t) > 0$. Since $\mathcal{R}_{\text{rad}} > 1$, we have $s_0 > 0$.

By Proposition B.3, $A(t) \rightarrow 0$ exponentially. Define $\kappa := \max_i |(q^\top (D - K))_i|/q_i$, $c_K := \max_i (q^\top K)_i/q_i$, $q_{\min} := \min\{q_1, q_2\}$. Then

$$\dot{W} \geq \left[s_0 - \kappa A(t) - \frac{c_K}{q_{\min}} W \right] W.$$

Choose $T > 0$ such that $\kappa A(t) \leq s_0/4$ for $t \geq T$, and set $\varepsilon := s_0 q_{\min}/(4c_K) > 0$. For $t \geq T$ and $0 < W(t) \leq \varepsilon$: $\dot{W}(t) \geq (s_0/2)W(t) > 0$. It follows that there exists $T_1 \geq T$ with $W(t) \geq \varepsilon$ for all $t \geq T_1$.

Therefore every ω -limit set of a trajectory in $\mathcal{T} \setminus \Gamma$ lies in $\Sigma_2^\varepsilon := \{(L, R, 0) \in \mathcal{T} : q^\top (L, R)^\top \geq \varepsilon\} \subset \Sigma_2 \setminus \{E_0\}$, where $\Sigma_2 := \{(L, R, 0) \in \mathcal{T}\}$ is the baseline face. Since $A(t) \rightarrow 0$ exponentially (Proposition B.3), every ω -limit point satisfies $A = 0$; the restriction to the face $A = 0$ coincides with the baseline flow (1). By Theorem A.11, every ω -limit set in $\Sigma_2^\varepsilon \subset \Sigma_2 \setminus \{E_0\}$ is the singleton $\{E_1\}$.

Hence $(L(t), R(t), A(t)) \rightarrow E_1$ for every initial condition in $\mathcal{T} \setminus \Gamma$. \square

B.4 Perron–Frobenius threshold in the asymmetric model

Remark B.4 (Relation to next-generation thresholds). The quantity $\mathcal{R}_{\text{rad}} := \lambda_{\text{PF}}(M^{-1}K)$ is the political analogue of a basic reproduction number. In epidemiological compartment models, thresholds of this type arise from the next-generation matrix framework of Diekmann et al. (1990) and van den Driessche and Watmough (2002): the matrix $M^{-1}K$ plays the role of the next-generation operator, K collecting recruitment and reactive-polarisation terms and M collecting reabsorption terms. The threshold $\mathcal{R}_{\text{rad}} = 1$ has the same mathematical status as $R_0 = 1$: below it the mainstream equilibrium is stable; above it radical persistence becomes possible.

Theorem B.5 (Perron–Frobenius threshold in the full asymmetric model). *Consider the post-shock system (3) with $\sigma \equiv 0$ and post-shock parameter vector θ^+ . Define K^+ , M^+ , $B^+ := (M^+)^{-1}K^+$, and $\mathcal{R}_{\text{rad}}^+ := \lambda_{\text{PF}}(B^+)$. Then:*

1. $E_0 = (0, 0, 0)$ is locally asymptotically stable iff $\mathcal{R}_{\text{rad}}^+ < 1$, nonhyperbolic at $\mathcal{R}_{\text{rad}}^+ = 1$, and unstable if $\mathcal{R}_{\text{rad}}^+ > 1$.
2. A nontrivial equilibrium with $L^* > 0$, $R^* > 0$ exists iff $\mathcal{R}_{\text{rad}}^+ > 1$. It is unique: if $v^+ \gg 0$ is the right Perron–Frobenius eigenvector of B^+

normalised by $v_L^+ + v_R^+ = 1$, then

$$(L^*, R^*) = \left(1 - \frac{1}{\mathcal{R}_{\text{rad}}^+}\right) v^+, \quad C^* = \frac{1}{\mathcal{R}_{\text{rad}}^+}, \quad A^* = 0.$$

Local stability is inherited from Theorem A.6 via Proposition B.2.

3. In the symmetric reduction, $\mathcal{R}_{\text{rad}}^+ = (\alpha^+ + \gamma^+)/\mu^+ = \beta^+/\mu^+$.

Proof. At E_0 with $C = 1$, $A = 0$, the Jacobian of (3) is $J_4(E_0) = \text{blockdiag}(K^+ - M^+, -\rho^+)$. Local stability of E_0 is equivalent to $s(K^+ - M^+) < 0$, which by the M-matrix criterion is equivalent to $\mathcal{R}_{\text{rad}}^+ < 1$. Parts (ii) and (iii) follow from Proposition B.2 and Theorem A.6. \square

Remark B.6 (Relation to the symmetric shock results). The scalar threshold $\beta = \mu$ used in Theorems 5.7 and 5.10 is the symmetric special case of $\mathcal{R}_{\text{rad}}^+ = 1$. The location of the structural bifurcation is determined by the recruitment, reactive-polarisation, and reabsorption parameters $(\alpha_i, \gamma_{ij}, \mu_i)$; the mobilisation and re-engagement parameters (δ_i, ρ) govern transient amplification and decay only.

B.5 Symmetric stability and the mobilisation window

In the symmetric parameter regime

$$\alpha_L = \alpha_R = \alpha, \quad \mu_L = \mu_R = \mu, \quad \gamma_{LR} = \gamma_{RL} = \gamma, \quad \delta_L = \delta_R = \delta,$$

write $S(t) := L(t) + R(t)$ and $\beta := \alpha + \gamma$. The total radical share and the disengagement compartment satisfy the closed two-dimensional system

$$\begin{aligned} \dot{S} &= S[(\beta - \mu) - \beta S + (\delta - \beta)A], \\ \dot{A} &= -(\delta S + \rho)A, \end{aligned}$$

on $\mathcal{F} = \{(S, A) : S \geq 0, A \geq 0, S + A \leq 1\}$.

Proposition B.7 (Stability of equilibria in the symmetric model). *For the symmetric two-dimensional (S, A) -system:*

1. If $\beta \leq \mu$, the origin $(S, A) = (0, 0)$ is globally asymptotically stable on \mathcal{F} .
2. If $\beta > \mu$, the edge $\{S = 0\}$ is forward invariant. Every trajectory with $S_0 = 0$ converges to the origin; every trajectory with $S_0 > 0$ converges to

$$(S^*, A^*) = \left(1 - \frac{\mu}{\beta}, 0\right).$$

In the full symmetric (L, R, A) system, this corresponds to $L^* = R^* = \frac{1}{2}(1 - \mu/\beta)$, $A^* = 0$. In this regime the origin is a saddle and $(S^*, 0)$ is a stable node.

Proof. Case (i). Let $W(S, A) := S + A$. Then

$$\dot{W} = (\beta - \mu)S - \beta S^2 - \beta SA - \rho A.$$

If $\beta \leq \mu$, every term is nonpositive and equality holds only at $(S, A) = (0, 0)$. LaSalle's invariance principle gives global asymptotic stability of the origin.

Case (ii). If $S_0 = 0$, then $\dot{S}|_{S=0} = 0$, so $S(t) \equiv 0$ and $A(t) = A_0 e^{-\rho t} \rightarrow 0$.

If $S_0 > 0$, positivity gives $S(t) > 0$ for all t . Since $\dot{A} = -(\delta S + \rho)A$, we have $A(t) \rightarrow 0$ exponentially.

Fix $\eta \in (0, \beta - \mu)$. For all sufficiently large t , $|(\delta - \beta)A(t)| \leq \eta$, hence

$$S[(\beta - \mu) - \eta - \beta S] \leq \dot{S} \leq S[(\beta - \mu) + \eta - \beta S].$$

Comparison with the logistic equations $\dot{z}_\pm = z_\pm[(\beta - \mu) \pm \eta - \beta z_\pm]$ gives

$$\frac{\beta - \mu - \eta}{\beta} \leq \liminf_{t \rightarrow \infty} S(t) \leq \limsup_{t \rightarrow \infty} S(t) \leq \frac{\beta - \mu + \eta}{\beta}.$$

Letting $\eta \downarrow 0$ yields $S(t) \rightarrow 1 - \mu/\beta$.

The Jacobian in (S, A) is upper triangular at both equilibria: at the origin the eigenvalues are $\beta - \mu > 0$ and $-\rho < 0$ (saddle); at $(S^*, 0)$ they are $-(\beta - \mu) < 0$ and $-(\delta S^* + \rho) < 0$ (stable node). \square

Remark B.8 (Exact instantaneous growth criterion). Assume $\delta > \beta$. For a general post-shock state (S_0, A_0) , the exact condition for initial growth of total radical support is

$$\dot{S}(0) > 0 \iff A_0 > A_c(S_0) := \frac{\mu - \beta + \beta S_0}{\delta - \beta}.$$

Theorem 5.4 is the near-mainstream limit $S_0 \rightarrow 0$, giving $A_c(S_0) \rightarrow \Delta_c$. For a system already substantially radicalised, the effective threshold $A_c(S_0) > \Delta_c$ is higher.

Corollary B.9 (Properties of Δ_c). *The threshold $\Delta_c = (\mu - \beta)/(\delta - \beta)$ satisfies $\Delta_c > 0$ iff $\mu > \beta$ and $\delta > \beta$, and $\Delta_c < 1$ iff $\delta > \mu$. The politically meaningful feasible surge regime is therefore $\delta > \mu > \beta$. Moreover,*

$$\frac{\partial \Delta_c}{\partial \mu} > 0, \quad \frac{\partial \Delta_c}{\partial \delta} < 0, \quad \frac{\partial \Delta_c}{\partial \beta} = \frac{\mu - \delta}{(\delta - \beta)^2} < 0 \text{ when } \delta > \mu,$$

and $\Delta_c \rightarrow 0$ as $\beta \rightarrow \mu^-$.

Proof. Direct differentiation and sign analysis. The condition $\Delta_c < 1$ is $\mu - \beta < \delta - \beta$, i.e. $\delta > \mu$. \square

Proposition B.10 (Mobilisation-window bound). *Assume $\beta < \mu < \delta$ and let $\Delta_c = (\mu - \beta)/(\delta - \beta)$. Let $A_0 = A(t_0^+)$ be the disengagement level immediately after a state shock. If $A_0 > \Delta_c$, then for $\tau := t - t_0$ and*

$$\tau^* := \frac{1}{\rho} \ln\left(\frac{A_0}{\Delta_c}\right),$$

one has $\dot{S}(\tau) < 0$ for every $\tau \geq \tau^$ with $S(\tau) > 0$. In particular, the surge window is contained in $[0, \tau^*]$. In the near-mainstream limit, $A_0 \rightarrow \Delta$, giving the bound of Theorem 5.5.*

Proof. For $S > 0$, $\dot{S}/S = (\beta - \mu) - \beta S + (\delta - \beta)A \leq (\beta - \mu) + (\delta - \beta)A$. Since $\dot{A} = -(\delta S + \rho)A \leq -\rho A$, we have $A(\tau) \leq A_0 e^{-\rho\tau}$. For $\tau \geq \tau^*$, $A_0 e^{-\rho\tau} \leq \Delta_c$, hence

$$\frac{\dot{S}}{S} \leq (\beta - \mu) + (\delta - \beta)\Delta_c - \beta S = -\beta S < 0$$

whenever $S > 0$. \square

B.6 Structural trigger and cumulative shocks

Proof of Theorem 5.7. In this theorem the structural component is restricted to a scalar shift $\beta_0 \rightarrow \beta' = \beta_0 + \Delta\beta$, with μ (and δ, ρ) fixed.

If $S(t_0^-) = 0$, then the state shock leaves $S(t_0^+) = 0$, the edge $\{S = 0\}$ is invariant, and the system returns to the origin (equivalently $E_0 = (0, 0, 0)$ in full coordinates).

If $S(t_0^-) > 0$, the state shock preserves $S(t_0^+) = S(t_0^-) > 0$ (only C and A are affected). The post-shock system evolves with parameter β' . By Proposition B.7(ii), the long-run attractor is the origin if $\beta' \leq \mu$, and $(S^*, A^*) = (1 - \mu/\beta', 0)$ if $\beta' > \mu$. Hence a permanent shift in the long-run regime occurs iff $\beta_0 + \Delta\beta > \mu$. When this holds,

$$C^\infty = 1 - S^* = \frac{\mu}{\beta_0 + \Delta\beta},$$

which depends only on β' and μ and is therefore independent of Δ . \square

Proof of Theorem 5.10. After the k -th shock, the post-shock structural parameter is $B_k = \beta_0 + \sum_{j=1}^k \Delta\beta_j$. By Theorem 5.7, conditional on a nonzero

radical seed whenever the post-shock regime is supercritical, the long-run mainstream share is

$$C_k^\infty = \begin{cases} 1, & B_k \leq \mu, \\ \mu/B_k, & B_k > \mu. \end{cases}$$

Parts (i)–(iii) follow immediately from this formula and the assumption $\Delta\beta_k \geq 0$. Part (iv) is the definition of the first threshold-crossing index,

$$k^* = \min \left\{ k : \sum_{j=1}^k \Delta\beta_j > \mu - \beta_0 \right\}.$$

□

B.7 Asymmetric state-shock threshold

Theorem B.11 (Asymmetric critical shock threshold). *Let K, M, D be as in Section 5 and, for $\Delta \in [0, 1]$, define*

$$\begin{aligned} G(\Delta) &:= (1 - \Delta)K + \Delta D - M, \\ \Phi(\Delta) &:= \lambda_{\text{PF}}(M^{-1}((1 - \Delta)K + \Delta D)). \end{aligned}$$

For $\Delta \in [0, 1)$ let $q(\Delta) \gg 0$ denote the positive left Perron–Frobenius eigenvector of the irreducible Metzler matrix $G(\Delta)$ associated with $s(G(\Delta))$. At the endpoint $\Delta = 1$, irreducibility may fail, so statements about growth are made directly through $s(G(1))$ or by the one-sided limit $\Delta \uparrow 1$. Assume $\Phi(0) < 1$.

1. If $\Phi(1) \leq 1$, then $\Phi(\Delta) \leq 1$ for all $\Delta \in [0, 1]$, with strict inequality on $[0, 1)$. Hence no feasible pure state shock produces positive near-mainstream radical growth.
2. If $\Phi(1) > 1$, there is a unique threshold $\Delta_c^{\text{asym}} \in (0, 1)$, defined as the right endpoint of $\{\Delta \in [0, 1] : \Phi(\Delta) \leq 1\}$, with $\Phi(\Delta_c^{\text{asym}}) = 1$, $\Phi(\Delta) \leq 1$ for $\Delta \leq \Delta_c^{\text{asym}}$, and $\Phi(\Delta) > 1$ for $\Delta > \Delta_c^{\text{asym}}$. If the crossing is nondegenerate, the subcritical inequality is strict for $\Delta < \Delta_c^{\text{asym}}$. For a near-mainstream post-shock state $x(t_0^+) = \varepsilon v$ with $v \geq 0$, $v \neq 0$, and $\varepsilon \ll 1$, the weighted radical mass $V_\Delta := q(\Delta)^\top x$ satisfies

$$\dot{V}_\Delta(t_0^+) = s(G(\Delta)) V_\Delta(t_0^+) + O(\varepsilon^2),$$

so the sign of initial weighted radical growth is determined by $\Delta - \Delta_c^{\text{asym}}$.

In the symmetric case, $\Delta_c^{\text{asym}} = (\mu - \beta)/(\delta - \beta)$.

Proof. The sign criterion follows from $q(\Delta)^\top \dot{x} = s(G(\Delta)) q(\Delta)^\top x + O(\varepsilon^2)$ together with the Perron–Frobenius/M-matrix equivalence $s(G(\Delta)) \geq 0 \iff \Phi(\Delta) \geq 1$. Writing $a_L(\Delta) = ((1 - \Delta)\alpha_L + \Delta\delta_L)/\mu_L$, $a_R(\Delta) = ((1 - \Delta)\alpha_R + \Delta\delta_R)/\mu_R$, $b_0 = \gamma_{RL}/\mu_L$, $c_0 = \gamma_{LR}/\mu_R$:

$$\Phi(\Delta) = \frac{1}{2} \left(a_L + a_R + \sqrt{(a_L - a_R)^2 + 4b_0c_0(1 - \Delta)^2} \right).$$

The square-root term is the Euclidean norm of an affine function of Δ , hence convex; therefore Φ is continuous and convex on $[0, 1]$. If $\Phi(1) \leq 1$, convexity gives $\Phi(\Delta) \leq 1$ on $[0, 1]$, strict on $[0, 1)$. If $\Phi(1) > 1$, the sublevel set $\{\Delta : \Phi(\Delta) \leq 1\}$ is an interval containing 0 but not 1, which gives a unique boundary point $\Delta_c^{\text{asym}} \in (0, 1)$. \square

Remark B.12 (Quadratic formula for Δ_c^{asym}). Write $a_i := \alpha_i - \mu_i$, $e_i := \delta_i - \alpha_i$, $g := \gamma_{RL}\gamma_{LR}$. Setting $\det G(\Delta) = 0$ yields the quadratic

$$q_2\Delta^2 + q_1\Delta + q_0 = 0, \quad (20)$$

where

$$q_2 := e_L e_R - g, \quad q_1 := a_L e_R + a_R e_L + 2g, \quad q_0 := a_L a_R - g > 0.$$

When $q_2 \neq 0$, equation (20) has roots

$$\frac{-q_1 \pm \sqrt{q_1^2 - 4q_2q_0}}{2q_2}.$$

Under the assumption $\Phi(0) < 1 < \Phi(1)$, the critical value Δ_c^{asym} is the smallest root in $(0, 1)$ at which the Perron eigenvalue crosses zero; equivalently,

$$\Delta_c^{\text{asym}} = \min \left\{ \Delta \in (0, 1) : \det G(\Delta) = 0 \right\},$$

which corresponds to the root with $\text{tr} G(\Delta) \leq 0$. In the symmetric case (20) reduces to $(a + e\Delta)^2 = \gamma^2(1 - \Delta)^2$, giving $\Delta_c^{\text{asym}} = (\mu - \beta)/(\delta - \beta) = \Delta_c$.

Proposition B.13 (Asymmetric Perron-vector window bound). *Let $s_0 := s(K - M) < 0$, $q \gg 0$ with $q^\top(K - M) = s_0 q^\top$, and $\bar{\kappa} := \max_i (q^\top(D - K))_i / q_i$. For a pure state shock of amplitude Δ with $A(0^-) = 0$, write $\tau := t - t_0$ and $W(\tau) := q^\top x(\tau)$. Then*

$$\dot{W}(\tau) \leq [s_0 + \bar{\kappa}A(\tau)]W(\tau) \leq [s_0 + \bar{\kappa}\Delta e^{-\rho\tau}]W(\tau).$$

If $\bar{\kappa} \leq 0$, W is strictly decreasing. If $\bar{\kappa} > 0$, define $\Delta_q := -s_0/\bar{\kappa}$ and $\tau_q^ := \rho^{-1} \ln(\Delta/\Delta_q)$ for $\Delta > \Delta_q$. Then $\Delta \leq \Delta_q$ implies W nonincreasing; if $\Delta > \Delta_q$, every interval on which W increases is contained in $[0, \tau_q^*)$.*

In the symmetric case: $s_0 = \beta - \mu$, $\bar{\kappa} = \delta - \beta$, $\Delta_q = \Delta_c$, and τ_q^ coincides with the bound τ^* of Theorem 5.5.*

Proof. Using $C = 1 - L - R - A$, $\dot{x} = [(1 - A)K + AD - M]x - (L + R)Kx$, so

$$\dot{W} = s_0W + Aq^\top(D - K)x - (L + R)q^\top Kx \leq [s_0 + \bar{\kappa}A(\tau)]W.$$

Since $\dot{A} \leq -\rho A$ and $A(0) \leq \Delta$ from the jump condition, $A(\tau) \leq \Delta e^{-\rho\tau}$. The rest follows by sign analysis of $s_0 + \bar{\kappa}\Delta e^{-\rho\tau}$. \square

C Additional Numerical Illustrations

All simulations use the `solve_ivp` function with the RK45 method (relative tolerance 10^{-10} , absolute tolerance 10^{-12}).

C.1 Baseline model

Figure 1 shows the equilibrium radical share P^* and mainstream share C^* as functions of the polarisation parameter γ for three values of the recruitment rate α , with $\mu = 0.20$. The transcritical bifurcation at $\beta = \mu$ is clearly visible as the left endpoint of each curve. The mainstream share $C^* = \mu/(\alpha + \gamma)$ approaches but never reaches zero over the plotted range, consistent with Corollary A.13.

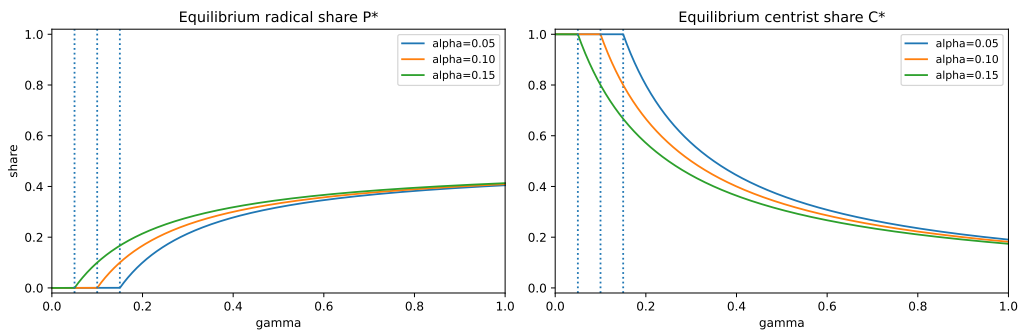


Figure 1: Equilibrium radical share P^* (left) and mainstream share C^* (right) as functions of γ for $\alpha \in \{0.05, 0.10, 0.15\}$ and $\mu = 0.20$.

Figure 2 shows phase portraits in Σ_2 for the same three parameter sets as Figure 1. All trajectories converge to the unique attractor (marked by stars), illustrating global stability (Theorem 3.1); no limit cycles are present, consistent with Corollary A.9.

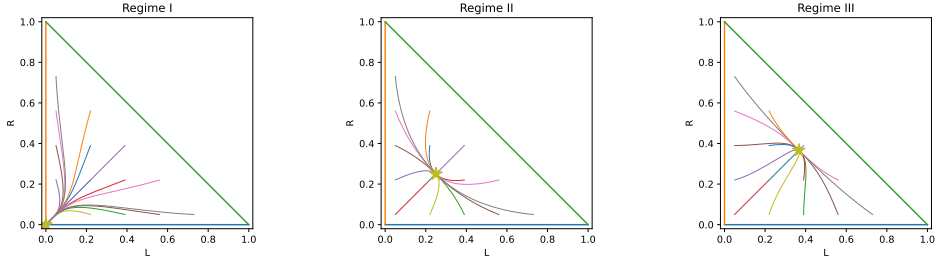


Figure 2: Phase portraits in Σ_2 for the same three parameter sets as Figure 1. Stars mark attracting equilibria.

C.2 Extended model

The figures in this subsection use the symmetric extended model with $L = R =: P$ and $\beta = \alpha + \gamma$. Trajectories are plotted in terms of P per radical wing; total radical support is therefore $S = 2P$. Each simulation starts with a small nonzero radical seed and $A(0) = 0$, then shocks are applied at the times stated in the corresponding figure caption; the impulse map of Definition 4.1 transfers $\Delta C(t_k^-)$ from the mainstream pool to the disengagement compartment at each shock time.

Figure 3 illustrates the three qualitatively distinct post-shock trajectories of Section 5. The left panel ($\Delta = 0.10 < \Delta_c = 0.25$) shows a small state shock: no initial radical surge, convergence to the radical-free equilibrium $C^\infty = 1$. The centre panel ($\Delta = 0.55 > \Delta_c$, $\Delta\beta = 0$) shows a large pure state shock: transient radical growth followed by full long-run recovery to $C^\infty = 1$, with the disengaged pool A (dotted) depleted at rate at least ρ (baseline timescale $1/\rho = 10$). The right panel ($\Delta = 0.55$, $\Delta\beta = 0.15$, so $\beta' = 0.45 > \mu$) shows a mixed state and structural shock: the system converges to a new equilibrium with $C^\infty = \mu/\beta' \approx 0.89$. Conditional on a nonzero radical seed, the state component determines the transient path, while the structural component determines the long-run mainstream share. Here $P = L = R$ is plotted per radical wing, so total radical support is $S = 2P$.

Figure 4 simulates four shocks at times $t = 10, 25, 40, 60$, each with state component $\Delta_k = 0.40$ and structural component $\Delta\beta_k = 0.04$. The cumulative structural parameter B_k crosses $\mu = 0.40$ at $k^* = 3$. Before k^* , shocks are transient in the long run: in the absence of further shocks the mainstream share would return to $C^\infty = 1$, although in the finite simulation it only partially recovers between shocks. After k^* , the long-run mainstream share is $C_k^\infty = \mu/B_k < 1$ and decreases whenever $\Delta\beta_k > 0$; after the fourth shock, $B_4 = 0.46$ and $C_4^\infty \approx 0.870$. This is the staircase pattern of Theorem 5.10 and Corollary 5.11.

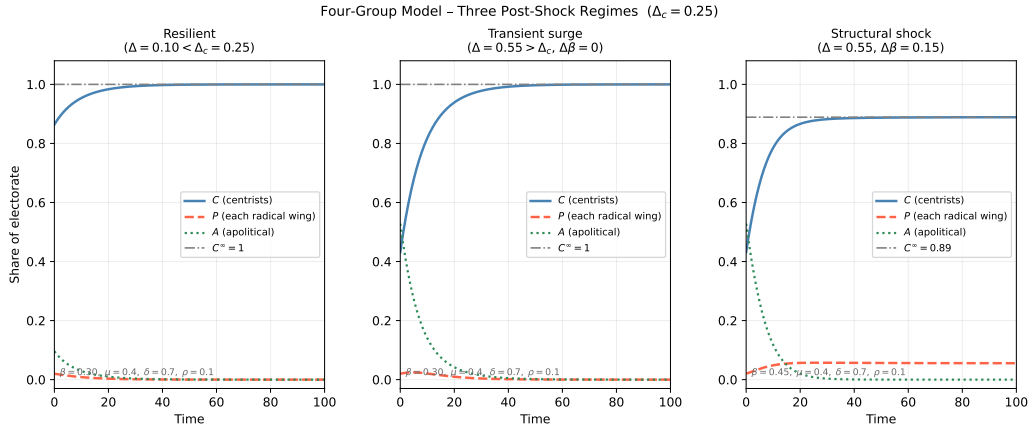


Figure 3: Three shock regimes in the symmetric extended model. Parameters: $\beta_0 = 0.30$, $\mu = 0.40$, $\delta = 0.70$, $\rho = 0.10$ ($\Delta_c = 0.25$).

Figure 5 shows trajectories of the full asymmetric system (3) for two parameter sets, both with an impulse state shock of amplitude $\Delta = 0.35$ at $t = 5$. The left panel ($\mathcal{R}_{\text{rad}} = 0.840 < 1$) is subcritical: the shock creates a temporary disengagement spike and a temporary drop in the mainstream share, but the system returns to the radical-free equilibrium $C^\infty = 1$. The right panel ($\mathcal{R}_{\text{rad}} = 1.593 > 1$) is supercritical: the system converges to the asymmetric radical-support equilibrium $L^* = 0.285$, $R^* = 0.088$, $C^* = 0.628$, consistent with Theorem 5.1.

Figure 6 plots $\Phi(\Delta) := \lambda_{\text{PF}}(M^{-1}((1 - \Delta)K + \Delta D))$ for symmetric and asymmetric parameter sets. Both satisfy $\Phi(0) < 1$ and $\Phi(1) > 1$, and each crosses $\Phi = 1$ once in the plotted regime, at $\Delta_c^{\text{sym}} = 0.091$ and $\Delta_c^{\text{asym}} = 0.116$ (vertical dotted lines). The figure illustrates the critical-threshold construction in Theorem B.11.

References

- Baumann, F., Lorenz-Spreen, P., Sokolov, I. M., & Starnini, M. (2020). Modeling echo chambers and polarization dynamics in social networks. *Physical Review Letters*, *124*, 048301.
- Branstetter, R., Chian, S., Crompton, J., He, W. L., Lee, C. M., Liu, M., ... Volkering, A. (2026). How time and pollster history affect U.S. election forecasts under a compartmental modeling approach. *SIAM Journal on Applied Dynamical Systems*, *25*(1), 160–195. doi: 10.1137/24M1719505

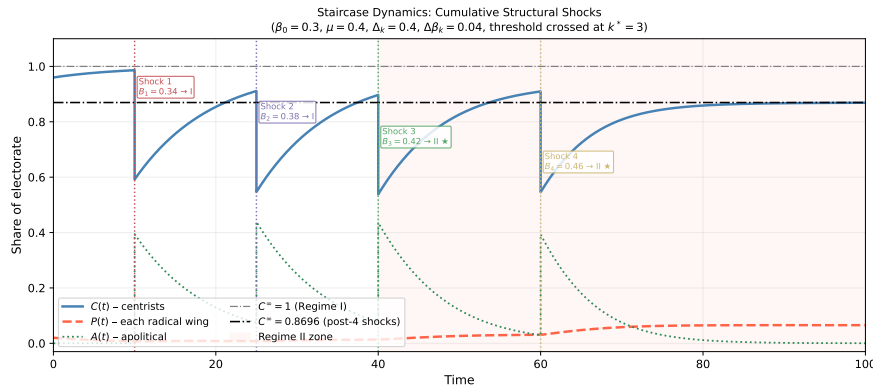


Figure 4: Staircase dynamics under four sequential shocks ($\Delta_k = 0.40$, $\Delta\beta_k = 0.04$; $k^* = 3$). Parameters: $\beta_0 = 0.30$, $\mu = 0.40$, $\delta = 0.70$, $\rho = 0.10$.

- Dalton, R. J. (2004). *Democratic challenges, democratic choices*. Oxford University Press.
- Deffuant, G., Neau, D., Amblard, F., & Weisbuch, G. (2000). Mixing beliefs among interacting agents. *Advances in Complex Systems*, 3, 87–98.
- Diekmann, O., Heesterbeek, J. A. P., & Metz, J. A. J. (1990). On the definition and the computation of the basic reproduction ratio R_0 in models for infectious diseases in heterogeneous populations. *Journal of Mathematical Biology*, 28(4), 365–382.
- European Commission. (2013). *Standard Eurobarometer 80. Autumn 2013. public opinion in the European Union*. Survey conducted by TNS Opinion & Social for the European Commission. Retrieved from <https://europa.eu/eurobarometer/surveys/detail/1123> (Brussels, December 2013)
- Flache, A., Mäs, M., Feliciani, T., Chattoe-Brown, E., Deffuant, G., Huet, S., & Lorenz, J. (2017). Models of social influence: Towards the next frontiers. *Journal of Artificial Societies and Social Simulation*, 20(4), 2. doi: 10.18564/jasss.3521
- GLES. (2023). *GLES cross-section 2021, pre- and post-election*. GESIS, Cologne. ZA7702 Data file Version 2.1.0. doi: 10.4232/1.14170
- Granovetter, M. (1978). Threshold models of collective behavior. *American Journal of Sociology*, 83(6), 1420–1443.
- Grillo, E., Luo, Z., Nalepa, M., & Prato, C. (2024). Theories of democratic backsliding. *Annual Review of Political Science*, 27, 381–400.
- Haggard, S., & Kaufman, R. (2021). *Backsliding: Democratic regress in the contemporary world*. Cambridge University Press.
- Hegselmann, R., & Krause, U. (2002). Opinion dynamics and bounded

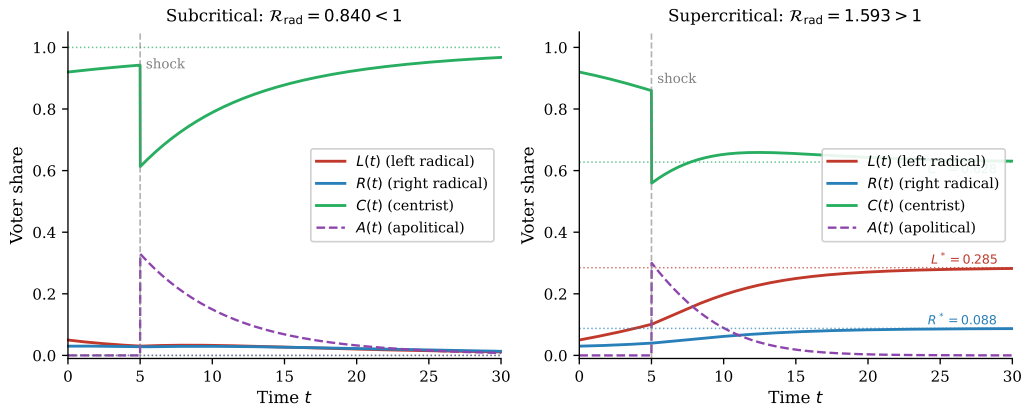


Figure 5: Four-group asymmetric trajectories with impulse state shock $\Delta = 0.35$ at $t = 5$. Left: $\alpha_L = 0.15$, $\alpha_R = 0.20$, $\gamma_{RL} = 0.08$, $\gamma_{LR} = 0.12$, $\delta_L = 0.70$, $\delta_R = 0.55$, $\mu_L = 0.30$, $\mu_R = 0.35$, $\rho = 0.12$. Right: $\alpha_L = 0.40$, $\alpha_R = 0.25$, $\gamma_{RL} = 0.15$, $\gamma_{LR} = 0.08$, $\delta_L = 0.75$, $\delta_R = 0.60$, $\mu_L = 0.28$, $\mu_R = 0.32$, $\rho = 0.10$.

confidence: models, analysis, and simulation. *Journal of Artificial Societies and Social Simulation*, 5(3).

- Hobolt, S. B., & Tilley, J. (2016). Fleeing the centre: The rise of challenger parties in the aftermath of the euro crisis. *West European Politics*, 39(5), 971–991. doi: 10.1080/01402382.2016.1181871
- Kaufman, M., Kaufman, S., & Diep, H. T. (2025). Application of the three-group model to the 2024 US elections. *Entropy*, 27(9), 935. doi: 10.3390/e27090935
- Kriesi, H., Grande, E., Lachat, R., Dolezal, M., Bornschier, S., & Frey, T. (2008). *West European politics in the age of globalization*. Cambridge University Press.
- Levitsky, S., & Ziblatt, D. (2018). *How democracies die*. Crown Publishers.
- Lorenz, J. (2007). Continuous opinion dynamics under bounded confidence: A survey. *International Journal of Modern Physics C*, 18, 1819–1838.
- Macy, M. W. (1991). Chains of cooperation: Threshold effects in collective action. *American Sociological Review*, 56(6), 730–747.
- Mudde, C. (2019). *The far right today*. Polity.
- Norris, P., & Inglehart, R. (2019). *Cultural backlash: Trump, Brexit, and authoritarian populism*. Cambridge University Press.
- Perko, L. (2001). *Differential equations and dynamical systems* (3rd ed.). Springer.
- The Federal Returning Officer. (2013). *Bundestag election 2013: Germany, final result*. Official election results. Retrieved

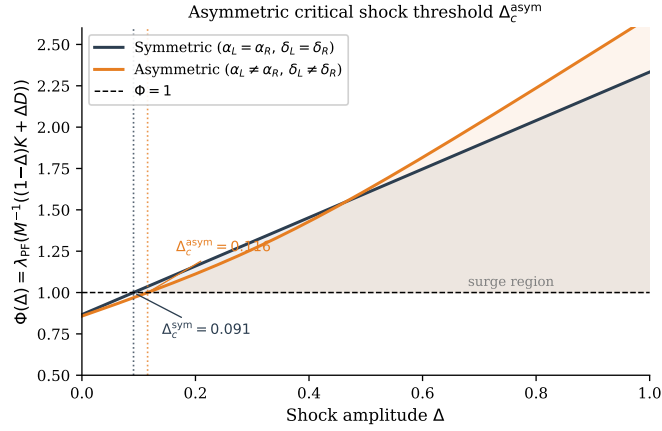


Figure 6: $\Phi(\Delta)$ for symmetric and asymmetric parameter sets. Symmetric: $\alpha = 0.18$, $\gamma = 0.08$, $\mu = 0.30$, $\delta = 0.70$. Asymmetric: $\alpha_L = 0.15$, $\alpha_R = 0.22$, $\gamma_{RL} = 0.08$, $\gamma_{LR} = 0.05$, $\mu_L = \mu_R = 0.30$, $\delta_L = 0.80$, $\delta_R = 0.55$.

from <https://www.bundeswahlleiterin.de/en/bundestagswahlen/2013/ergebnisse/bund-99.html> (Accessed 2026-04-12)

The Federal Returning Officer. (2017). *Bundestag election 2017: Germany, final result*. Official election results. Retrieved from <https://www.bundeswahlleiterin.de/en/bundestagswahlen/2017/ergebnisse/bund-99.html> (Accessed 2026-04-12)

The Federal Returning Officer. (2021). *2021 bundestag election: Final result*. Official election results. Retrieved from https://www.bundeswahlleiterin.de/en/info/presse/mitteilungen/bundestagswahl-2021/52_21_endgueltiges-ergebnis.html (Accessed 2026-04-12)

The Federal Returning Officer. (2025). *2025 bundestag election: Final result*. Official election results. Retrieved from https://www.bundeswahlleiterin.de/en/info/presse/mitteilungen/bundestagswahl-2025/29_25_endgueltiges-ergebnis.html (Accessed 2026-04-12)

Torcal, M., & Montero, J. R. (Eds.). (2006). *Political disaffection in contemporary democracies: Social capital, institutions, and politics*. Routledge.

van den Driessche, P., & Watmough, J. (2002). Reproduction numbers and sub-threshold endemic equilibria for compartmental models of disease transmission. *Mathematical Biosciences*, 180, 29–48.

Volkening, A., Linder, D. F., Porter, M. A., & Rempala, G. A. (2020). Forecasting elections using compartmental models of infection. *SIAM Review*, 62(4), 837–865.

Yang, V. C., Abrams, D. M., Kernell, G., & Motter, A. E. (2020). Why are U.S. parties so polarized? A “satisficing” dynamical model. *SIAM Review*, *62*(3), 646–657. doi: 10.1137/19M1254246