

VeriTrace: Evolving Mental Models for Deep Research Agents

Haolang Zhao^{1,*} Yunbo Long^{1,*} Lukas Beckenbauer^{1,2} Alexandra Brintrup^{1,3†}

¹Department of Engineering, University of Cambridge

²TUM School of Management, Technical University of Munich

³The Alan Turing Institute

{hz496, yl892, ab702}@cam.ac.uk lukas.beckenbauer@tum.de

*Equal contribution. †Corresponding author.

Abstract

Deep research agents face vast, interdependent, and pervasively uncertain information. Existing systems explore what evolving intermediate representations should look like, but leave their evolution to the LLM’s implicit reasoning. Without explicit regulation, the intermediate layer is easily contaminated by mixed-quality information and propagates errors along its dependencies, so model scale often ends up substituting for absent regulation. We argue that an agent’s mental model should instead evolve through explicit feedback that continuously aligns task understanding with reality, and identify three regulatory loops: *interpretive update*, *deviation feedback*, and *schema revision*. We realise this in **VeriTrace**, a cognitive-graph framework that explicitly implements the three loops. Using matched Qwen3.5-27B backbones, VeriTrace improves over the strongest matched baseline by 4.22 pp on DeepResearch Bench (DRB) Insight (1.49 pp Overall) and by 5.9 pp Overall win rate on DeepConsult. With Config-DeepSeek, it achieves the strongest reproducible open-source result on DRB.

1 Introduction

Large language model (LLM) agents are increasingly used for long-horizon information exploration, such as synthesizing multi-source evidence for open-ended research questions (Du et al., 2025) and navigating scientific literature in autonomous research pipelines (Lu et al., 2026). Such tasks confront the agent with information that is both voluminous and structurally interdependent. Findings must be compacted for the agent to reason over, and dependencies among them must be preserved so that one concept’s findings can inform another’s inquiry. These pressures push deep research systems beyond the LLM context window toward a persistent, structured intermediate layer.

Recent deep research systems therefore externalise intermediate research artefacts across search

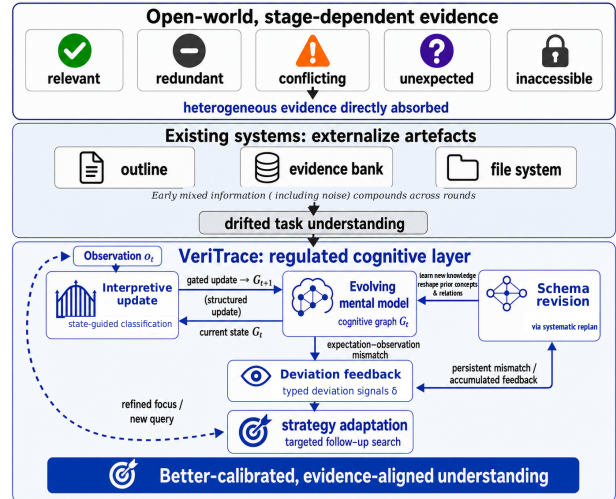


Figure 1: Regulated cognitive layer for DeepResearch.

rounds. WebWeaver (Li et al., 2025b) co-evolves a dynamic outline with an evidence bank. OmniThink (Xi et al., 2025) expands an information tree and distils a conceptual pool. FS-Researcher (Zhu et al., 2026) maintains todos and an acceptance checklist. These systems advance the question of what form an evolving intermediate layer should take, so that the agent can absorb as much knowledge as possible and organise future inquiry from it. But deep research is inherently uncertain and structurally interdependent. Without proper regulation, the intermediate layer is easily contaminated by mishandled, mixed-quality information, and propagates along dependencies to distort subsequent inquiry. We therefore address a different question. What regulatory loops can enable this intermediate layer to adapt to such messiness and keep the system’s task understanding evolving in a healthy direction consistent with reality?

We treat the intermediate layer as the agent’s mental model of the task. This mental model is neither the transient working memory of any single decision nor a stable long-term memory that does not fully participate in decisions; it is a dynamic representation of the agent’s current learning status,

evidence insights, and what remains uncertain. We identify three explicit feedback loops central to this regulation (Figure 1).

The first is **interpretive update**. Each new finding is read against the model already in place. As rounds accumulate, the model develops a sharper sense of what each concept already covers and still needs. An incoming finding is no longer just absorbed but classified as confirming, contradicting, gap-filling, or as a surprise outside the current framing. The state actively shapes what counts as a usable observation rather than passively accumulating them all. Without interpretive update, the system is distracted by mixed and noisy findings, loses track of its current research state and cannot target the dimensions whose evidence would most improve task understanding. Our ablation in §5.2 confirms this. Removing this loop causes the system to terminate when its store appears full rather than when concepts are actually resolved, and to dispatch fewer follow-up searches even on under-resolved concepts.

The second is **deviation feedback**. The planner specifies what each concept expects from its next search. Each search outcome is then scored against these expectations, producing a signal that measures how far the actual evidence falls from what the planner assumed obtainable. The planner adjusts its search strategy according to this signal. Without deviation feedback, failure degenerates into undifferentiated retry rather than targeted correction. Our ablation in §5.2 confirms this. Removing this loop inflates search volume without proportional quality gain.

The third is **schema revision**. When accumulated feedback shows the current framing itself diverges substantially from reality, the agent systematically revises its understanding of each concept and the relations among them, which in turn reshapes its plan. Otherwise the agent stays confined to its initial framing and cannot calibrate against evidence. Our ablation in §5.2 confirms this. Removing this loop noticeably degrades performance on harder, error-prone queries.

These loops are designed in response to the specific characteristics of deep research, not chosen arbitrarily. A system either implements them explicitly or delegates them to implicit LLM reasoning. The latter is a core reason deep research appears scale-hungry: model scale ends up substituting for missing regulatory loops, which is why FS-Researcher and EnterpriseDR drop substantially

once the backbone is held fixed (Table 3).

The separation of these loops also reflects cognitive-science accounts of self-regulation. Metacognition motivates interpretive update (Flavell, 1979; Nelson and Narens, 1990). Predictive processing motivates deviation feedback (Clark, 2013; Hohwy, 2013). Assimilation and accommodation motivate schema revision (Piaget, 1952). We treat these as design vocabulary, not cognitive-equivalence claims.

In VeriTrace, we instantiate the agent’s mental model as a cognitive graph (§3). Nodes are concepts under inquiry, edges are inquiry relations among them, and each node stores acceptance criteria, accumulated findings, and quality history. A cognitive graph manager interprets new observations against the current graph state and produces structured updates, realising interpretive update. A CR-AAP-inspired quality assessor (Blakeslee, 2004) measures the gap between expected and observed evidence and routes the planner to five search strategies, realising deviation feedback. When accumulated feedback shows the framing is wrong, five structural operations revise the agent’s frame of understanding, and subsequent search is reorganised to test and fill the revised structure, realising schema revision.

We evaluate VeriTrace on DeepResearch Bench and DeepConsult. Under a controlled comparison with matched Qwen3.5-27B backbones, VeriTrace outperforms the strongest matched baseline by 4.22 percentage points (pp) on the Insight dimension of DeepResearch Bench (1.49 pp Overall) and by 5.9 pp Overall win rate on DeepConsult. With Config-DeepSeek, VeriTrace further achieves the strongest reproducible open-source result on DeepResearch Bench (Overall 55.77, Insight 59.56).

Our contributions are threefold. (1) We identify three feedback loops as central regulatory mechanisms for an agent’s mental model under pervasive uncertainty. (2) We present VeriTrace, a cognitive-graph implementation organised around concepts rather than sub-tasks, with evidence preserved under structural revision. (3) Comprehensive experimental studies show that explicit regulatory loops improve deep research performance beyond backbone scale alone.

2 Related Work

Knowledge structures in deep research systems. Deep research agents require intermediate artefacts

that persist across search rounds and guide later search, filtering, and synthesis decisions. Existing systems differ mainly in how they materialise these artefacts. Agents like WebThinker (Li et al., 2025a) rely on the LLM context window for implicit carry-over, while FS-Researcher (Zhu et al., 2026) drives search from todos and an acceptance checklist over a file-system store. More structured systems organise artefacts hierarchically, including WebWeaver’s co-evolving outline and evidence bank (Li et al., 2025b), OmniThink’s information tree and conceptual pool (Xi et al., 2025), and Mind2Report’s knowledge-enriched chapter tree (Cheng et al., 2026). Our focus is not which storage form best preserves intermediate artefacts, but what regulatory conditions allow the intermediate layer to improve its task understanding over long research trajectories.

Cognitive-science framing. We use cognitive science as a design vocabulary rather than a claim of cognitive equivalence. *Metacognition* (Flavell, 1979) and the monitoring–control view of metamemory (Nelson and Narens, 1990) cast learning as monitoring what one knows and adjusting inquiry accordingly, motivating interpretive update. *Predictive processing* (Clark, 2013; Hohwy, 2013) frames action as driven by expectation–observation mismatch, motivating deviation feedback. Piaget’s contrast between *assimilation* into existing structure and *accommodation* of the structure itself (Piaget, 1952) motivates schema revision.

Replanning versus reframing. A related line revises plans after detecting problems. EnterpriseDR (Prabhakar et al., 2025) reflects on gaps at the knowledge level to drive dynamic replanning, accumulating knowledge accordingly. Schema revision instead restructures the concept labels, their relations, and the inquiry goals that together define how evidence insights are organised and where search goes next, and then reorganises search to fill and test the revised frame. Thus, a framing error is corrected, rather than diluted by accumulating knowledge within the wrong frame (§5.2).

3 Method

3.1 Overview

VeriTrace centres the research loop on a cognitive graph (Figure 2). A **planner** reads a compiled view of the graph state (Appendix II) and issues structured actions, while parallel **searchers** gather evidence and a lightweight **reader** extracts find-

ings with page-level quality scores. The **cognitive graph manager** then assimilates observations into the graph state (Appendix III). The loop alternates between assimilation and accommodation. Unresolved edges trigger search, deviation feedback routes follow-up strategies (§3.4), and restructuring is invoked when accumulated feedback no longer fits the current frame of understanding (§3.5, §3.6). Once all nodes leave *unknown* and all edges are resolved, the writing pipeline produces the final report from the graph and evidence store (§3.7, with Appendix XVI giving a feature-level comparison against open-source baselines on the three loops).

3.2 Cognitive Graph

Definition 1 (Cognitive Graph). *A cognitive graph at time t is a tuple $G_t = (S_t, C_t)$. The **structural state** $S_t = (N_t, E_t, N_{\text{user}})$ consists of a node set N_t , an edge set $E_t \subseteq N_t \times N_t$, and a protected subset $N_{\text{user}} \subseteq N_t$ (nodes for dimensions explicitly specified in the user’s question); the **content state** $C_t = (C_t^N, C_t^E)$ consists of node content $C_t^N = \{c_i^t\}_{n_i \in N_t}$ and edge content $C_t^E = \{c_{ij}^t\}_{e_{ij} \in E_t}$.*

Definition 2 (Concept Node Content). *Each node $n_i \in N_t$ carries $c_i^t = (a_i^t, f_i^t, s_i^t, \mathbf{q}_i^t, \mathcal{T}_i^t)$: acceptance criteria $a_i^t \in \mathcal{L}$ that have not yet been satisfied by current findings f_i^t , findings f_i^t (a set of atomic findings, monotonically accumulated on the regular update path), cognitive state $s_i^t \in \{\text{UNKNOWN}, \text{PARTIAL}, \text{KNOWN}\}$, quality profile $\mathbf{q}_i^t = (\overline{\text{cr}}_i^t, \overline{\text{aap}}_i^t) \in [1, 5]^2$, and associated task IDs $\mathcal{T}_i^t \subseteq \mathbb{N}$. Here \mathcal{L} is the space of natural language descriptions. The cognitive state is determined by:*

$$s_i^t = \sigma(a_i^t, f_i^t) = \begin{cases} \text{KNOWN} & a_i^{\text{core},t} \subseteq \text{sat}(f_i^t) \\ \text{PARTIAL} & a_i^{\text{core},t} \not\subseteq \text{sat}(f_i^t) \wedge f_i^t \neq \emptyset \\ \text{UNKNOWN} & f_i^t = \emptyset \end{cases} \quad (1)$$

where $a_i^{\text{core},t}$ is the core criteria subset at t and $\text{sat}(f_i^t)$ the criteria satisfied by current findings. σ is realised as a structured LLM judgment (Appendix III).

Definition 3 (Edge Content). *Each edge $e_{ij} \in E_t$ carries $c_{ij}^t = (g_{ij}, b_{ij}^t, h_{ij}^t, k_{ij}^t, u_{ij}^t)$: inquiry goal $g_{ij} \in \mathcal{L}$ as the strategic question this edge investigates, task-specific acceptance criteria $b_{ij}^t \in \mathcal{L}$ that break g_{ij} into checkable items for the most recent task on this edge, search history $h_{ij}^t \in \mathcal{L}^*$, attempt count $k_{ij}^t \in \{0, \dots, K\}$ ($K=3$), and status u_{ij}^t taking one of to-solve, investigating, solved, or exhausted.*

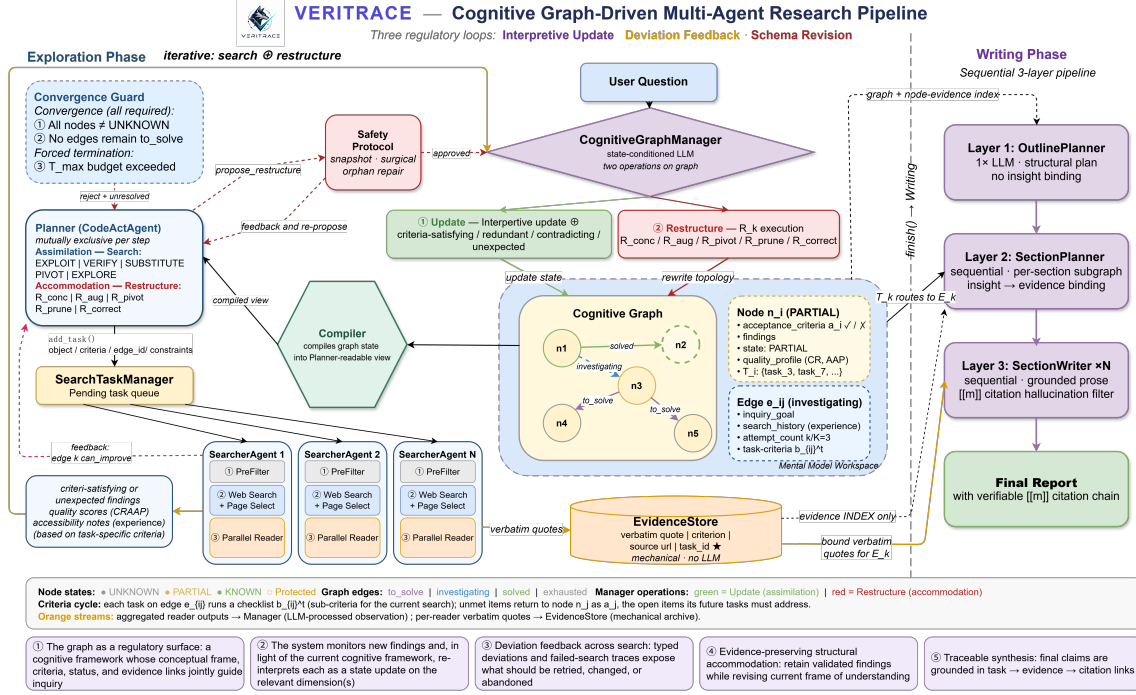


Figure 2: VeriTrace architecture. The cognitive graph coordinates regulated exploration and traceable synthesis.

3.3 Content Evolution (Assimilation)

At each search step, the planner selects an unresolved edge e_{ij} from G_t and dispatches a search task (full task schema in Figure 10). For each task, the planner instantiates b_{ij}^t as concrete sub-criteria of g_{ij} , drawing on a_j to target what node n_j still owes. These criteria serve as the *prior expectation* that the searcher executes and the reader extracts and scores findings against. A searcher executes the task with access to the task specification and local context (the target node and its upstream neighbours, not the full graph); for each retrieved page, a reader extracts findings and computes per-page CR-AAP quality scores. The combined output forms the observation $o_t = (\hat{f}_t, \hat{q}_t)$, where \hat{f}_t are extracted findings and \hat{q}_t are quality scores. The cognitive graph manager then interprets o_t through the lens of G_t , routing each finding to n_j by default and to n_k ($k \neq j$) when it aligns with a_k . This prior-guided interpretation is the core of assimilation. Each relevant finding is classified against b_{ij}^t and f_j^t as *criterion-satisfying*, *redundant*, *contradictory*, or *unexpected*, where unexpected requires both relevance to the user’s original question on n_j ’s dimension and absence from every entry of b_{ij}^t . At task closure, entries of b_{ij}^t left unsatisfied by o_t are retained in a_j^{t+1} , so n_j carries them across edges as residual criteria shaping its next task.

The resulting update set $\mathcal{U}_t = \{(j, \Delta c_j^t)\}$ thus

contains n_j by default and *may* span additional nodes:

$$\forall (j, \Delta c_j^t) \in \mathcal{U}_t : \begin{cases} f_j^{t+1} = f_j^t \oplus_G \Delta f_j^t, \\ q_j^{t+1} = \text{agg}(q_j^t, \Delta q_j^t), \\ s_j^{t+1} = \sigma(a_j^{t+1}, f_j^{t+1}). \end{cases} \quad (2)$$

Nodes not referenced in \mathcal{U}_t retain their state. Equation 2 realises **interpretive update**: \oplus_G folds each classified finding into the node’s two-level finding structure (*item_findings* or *cross_item_findings*) rather than a flat list, then recomputes $s_j^{t+1} = \sigma(a_j^{t+1}, f_j^{t+1})$ so the system tracks how far each concept is resolved. Redundant findings are not re-added; contradictions are recorded in a per-criterion contradictions list preserving prior evidence; unexpected discoveries are routed to a dedicated channel. The latter two are surfaced as candidate triggers for **schema revision** (Appendix III).

When a search task for e_{ij} contributes findings to node n_k ($k \neq j$), the task identifier is registered in n_k ’s associated task set: $\mathcal{T}_k^{t+1} = \mathcal{T}_k^t \cup \{\text{task}_t\}$. This cross-node linkage is essential for the writing pipeline (§3.7).

3.4 Deviation Detection and Strategy Selection

Definition 4 (Deviation Signal). *Upon completing a search targeting node n_j , the system computes a deviation signal in $\mathcal{D} \triangleq [1, 5]^2 \times \{0, 1\} \times [1, 4]$:*

$$\delta_j^t = (\overline{ct}_j^t, \overline{aap}_j^t, \phi_j^t, \psi_j^t) \in \mathcal{D} \quad (3)$$

with content relevance $\overline{cr} \in [1, 5]$ (evidence–need alignment), source credibility $\overline{aap} \in [1, 5]$ (independent of relevance), accessibility barrier $\phi \in \{0, 1\}$, and unexpected-finding strength $\psi \in [1, 4]$. The orthogonality of \overline{cr} and \overline{aap} enables differential diagnosis (Appendix VIII).

The planner selects a search strategy through a mapping $\pi : \mathcal{D} \rightarrow \mathcal{A}_{\text{search}}$ that partitions the deviation space into five regions. We define predicates $\text{ACCESSIBLE}(\delta) \triangleq (\phi = 0)$, $\text{REL}(\text{evant})(\delta) \triangleq (\overline{cr} \geq \tau_h)$, $\text{CRED}(\text{ible})(\delta) \triangleq (\overline{aap} \geq \tau_h)$, and $\text{UNEX}(\text{pected})(\delta) \triangleq (\psi \geq \tau_\psi)$. The mapping is (evaluated in priority order):

$$\pi(\delta) = \begin{cases} \text{SUBSTITUTE} & \neg \text{ACCESSIBLE} \\ \text{EXPLOIT} & \text{REL} \wedge \text{CRED} \\ \text{VERIFY} & \text{REL} \wedge \neg \text{CRED} \\ \text{PIVOT} & \neg \text{REL} \wedge \text{UNEX} \\ \text{EXPLORE} & \text{otherwise} \end{cases} \quad (4)$$

exploit refines within the current source family; *verify* cross-checks against authoritative sources; *substitute* switches source type when blocked; *pivot* routes an unexpected finding to a new edge; *explore* broadens keywords or language. Threshold values and execution details are in Appendix VI.

3.5 Framework Evolution (Accommodation)

When repeated strategy adaptations on an edge leave δ_j^t in the same deviation region, or when contradictions accumulate across the graph, the planner concludes that the current framing itself is misaligned rather than merely under-informed, and proposes a restructuring operation $R_k \in \mathcal{A}_{\text{struct}}$ that revises the frame of understanding (concept labels, relations, inquiry goals, and criteria), thereby influencing the planner’s future inquiry plans while preserving evidence under invariant **I1** (§3.5):

$$S_{t+1} = R_k(S_t, C_t), \quad \mathcal{A}_{\text{struct}} = \left\{ \begin{array}{l} R_{\text{conc}}, R_{\text{aug}}, R_{\text{pivot}}, \\ R_{\text{prune}}, R_{\text{correct}} \end{array} \right\} \quad (5)$$

The equations below describe the semantic effect of each R_k on S_t ; the concrete edits, including free symbols such as E_{old} , E_{reorg} , N_{abs} , and N_{item} , are produced at execution time by a separate graph-manager component under a multi-phase safety protocol (Appendix IV).

Local effects on nodes/edges:

$$R_{\text{conc}}(n_i) : N_{t+1} = N_t \cup \{n_{i_1}, \dots, n_{i_m}\}, \quad E_{t+1} = E_t \cup \{(n_i, n_{i_k})\}_{k=1}^m \quad (6)$$

$$R_{\text{aug}} : N_{t+1} = N_t \cup \{n_{\text{new}}\}, \quad E_{t+1} = E_t \cup \{e_{\text{new}}\} \quad (7)$$

$$R_{\text{pivot}} : N_{t+1} = (N_t \setminus N_{\text{abs}}) \cup N_{\text{item}}, \quad E_{t+1} = (E_t \setminus E_{\text{old}}) \cup E_{\text{reorg}} \quad (8)$$

$$R_{\text{prune}}(n_i) : N_{t+1} = N_t \setminus \{n_i\}, \quad E_{t+1} = E_t \setminus \{e \ni n_i\}, \quad n_i \notin N_{\text{user}}, \quad f_i^t = \emptyset \quad (9)$$

Cascading effect. When evidence at n_i contradicts a premise on which downstream nodes were planned, R_{correct} targets the affected subgraph $\downarrow n_i \triangleq \{n_j \in N_t \mid n_i \rightsquigarrow n_j\}$. Inquiry plans (g_{kj}, a_j) on $\downarrow n_i$ are revised subject to **I1** (§3.5):

$$R_{\text{correct}}(n_i) : S_t|_{\downarrow n_i} \mapsto S'_t \quad (10)$$

Structural invariants. Let N_{user} denote the nodes corresponding to dimensions explicitly named in the user query. All $R_k \in \mathcal{A}_{\text{struct}}$ satisfy:

$$\mathbf{I1} \text{ (Immutable Past): } \forall n_j : f_j^t \neq \emptyset \Rightarrow f_j^{t+1} \supseteq f_j^t \quad (11)$$

$$\mathbf{I2} \text{ (Dim. Protection): } N_{\text{user}} \subseteq N_{t+1} \quad (12)$$

I1 is enforced by append-only updates to f_j^t , with one documented exception for noise-item cleanup (Appendix IV). **I2** is enforced as a veto condition during execution: any proposal violating N_{user} membership is rejected (Appendix IV).

3.6 System Dynamics

At each time step, the planner inspects G_t and decides between two mutually exclusive actions: dispatching a search task (assimilation) or proposing a restructuring operation (accommodation). The two never co-occur within a single step:

$$G_{t+1} = \begin{cases} (S_t, \Gamma(G_t, o_t)) & \text{search step} \\ (R_k(S_t, C_t), C_t) & \text{restructuring step} \end{cases} \quad (13)$$

In the common case, the planner dispatches search tasks and the system assimilates observations into C_t . Deviation signals δ_j^t accumulate over successive search steps; the planner uses these to select search strategies (§3.4) and attempts to resolve deviations through strategy adaptation. Only when accumulated signals indicate that the current frame itself is fundamentally wrong, the planner forgoes search and instead proposes a restructuring operation, modifying S_t while leaving C_t unchanged. After restructuring, the system resumes assimilation on the updated topology.

Termination. The search loop terminates at step T when:

$$\begin{aligned} & \forall n_i \in N_T : s_i^T \neq \text{UNKNOWN} \\ & \wedge \nexists e_{ij} \in E_T : u_{ij}^T = \text{TO-SOLVE} \end{aligned}$$

Nodes leave *unknown* only when the planner’s scheduling reaches their edges; topologically distant nodes thus remain *unknown* until selected. A soft budget T_{max} enforces termination if convergence is not reached (Appendix X).

3.7 Writing Pipeline

Upon termination, the cognitive graph G_T and an evidence store \mathcal{E} jointly feed a three-layer writing pipeline. The evidence store accumulates structured records extracted by readers throughout the search loop:

$$\mathcal{E} = \left\{ (m, v_m, w_m, \ell_m, \text{src}_m, \text{task}_m) \right\}_{m=1}^M \quad (14)$$

where $v_m \in \mathcal{L}$ is a verbatim quote from the source page, $w_m \in \mathcal{L}$ is the reader’s finding summary, $\ell_m \in \mathcal{L}$ is the acceptance criterion this finding addresses, src_m is the source URL, and task_m is the originating search task identifier. A single source page may produce multiple records. Records enter \mathcal{E} without further LLM processing; this mechanical side-channel ensures citation traceability.

Each node n_k ’s evidence subset $\mathcal{E}_k \subseteq \mathcal{E}$ collects records whose $\text{task}_m \in \mathcal{T}_k$. The pipeline narrows information and decision authority in lockstep (Appendix IX): **Outline planner**: reads G_T with findings f_k^T ; outputs sections, each mapped to a node subset $V_k \subseteq N_T$. **Section planner** (sequential): reads V_k ’s findings, the index $\{(m, \ell_m) : m \in \bigcup_{n_k \in V_k} \mathcal{E}_k\}$ (each ℓ_m already names an acceptance criterion of the section), and prior sections’ plans; produces *insights* bound to 2–5 evidence IDs. **Section writer** (sequential): receives insights with bound records from $\bigcup_{n_k \in V_k} \mathcal{E}_k$ unlocked; renders prose with $\llbracket m \rrbracket$ citations.

4 Experimental Setup

4.1 Benchmarks

We evaluate on **DeepResearch Bench** (Du et al., 2025), comprising 100 complex research queries in Chinese and English. It employs two evaluation frameworks: (1) **RACE**, which assesses report quality via four LLM-judged dimensions (Comprehensiveness, Insight, Instruction Following, and Readability), scored relative to expert reference reports (0.5 = reference parity); and (2) **FACT**, which measures citation reliability through Effective Citations and Citation Accuracy. We additionally evaluate on **DeepConsult** (Lim et al., 2025), a 102-query pairwise benchmark judged by gemini-2.5-pro, to test cross-benchmark transfer; results are reported in Table 4.

4.2 Baselines and Model Configuration

We compare against two categories of systems. **Proprietary systems** include Claude-DeepResearch, OpenAI-DeepResearch, Gemini-2.5-Pro-DeepResearch, Doubao-DeepResearch,

Config	P/S	Reader	Writer
Config-3B	Q3.5-35B-A3B	Q3.5-35B-A3B	Q3.5-35B-A3B
Config-27B	Q3.5-27B	Q3.5-35B-A3B	Q3.5-27B
Config-Plus	Q3.5-Plus	Q3.5-122B-A10B	Q3.6-Plus
Config-DeepSeek	DSv4-Pro	DSv4-Flash	DSv4-Pro

Table 1: Q = Qwen, DSv4 = DeepSeek-V4. P/S = Planner/Searcher. The Cognitive Graph Manager uses the P/S model in Qwen (Yang et al., 2025) configurations and the Reader’s model in Config-DeepSeek (DeepSeek-AI, 2026). PreFilter details are in Appendix VII.

and Kimi-Researcher, with results cited from official leaderboards as their implementations are not publicly available. **Open systems with disclosed methodology** include LangChain Open Deep Research, EnterpriseDR, WebWeaver, RhinoInsight, and FS-Researcher, each evaluated under its best reported backbone. For the controlled comparison (Table 3), we further rerun the three systems with both released code and a published paper (WebWeaver, EnterpriseDR, and FS-Researcher) under our shared Qwen3.5-27B configuration to isolate architectural contributions from model capability. The per-role model configurations used by VeriTrace are shown in Table 1.

5 Results

5.1 Main Results

Table 2 reports DeepResearch Bench performance. Within the Qwen family, VeriTrace remains close across three configurations, with Overall scores ranging from 51.96 to 53.50. Switching to a different open-source backbone family with Config-DeepSeek lifts Overall to 55.77, giving the strongest reproducible open-source result in the table. On the *Insight* dimension, Config-DeepSeek (59.56) and Config-Plus (57.08) achieve the best and second-best scores across all listed systems.

To isolate architectural contributions from model capability, Table 3 compares systems under the shared Qwen3.5-27B backbone. VeriTrace achieves the highest Overall score (+1.49 pp over WebWeaver) and leads all baselines on two of the four RACE dimensions (Insight and Instruction Following), with its largest margin on Insight (+4.22 pp over WebWeaver).

To test if the architectural gain transfers beyond DeepResearch Bench, we also evaluate on DeepConsult under the shared Qwen3.5-27B backbone. As shown in Table 4, VeriTrace reaches 81.1% Overall win rate, +5.9 pp over the strongest matched baseline (WebWeaver, 75.2%), with higher average score and NWR. Per-dimension results are reported in Appendix XVII.

Method	Comp.	Insight	Instr.	Read.	Overall	Eff.c.	C.acc.
Claude-DeepResearch (Anthropic, 2025)	45.34	42.79	47.58	44.66	45.00	–	–
OpenAI-DR (OpenAI, 2025)	46.46	43.73	49.39	47.22	46.45	39.79	75.01
Gemini-2.5-Pro-DR (Google, 2025)	49.51	49.45	50.12	50.00	49.71	165.34	78.30
Doubao-DeepResearch (ByteDance, 2025)	44.84	40.56	47.95	44.69	44.34	52.62	52.86
Kimi-Researcher (Moonshot AI, 2025)	44.96	41.97	47.14	45.59	44.64	–	–
LangChain-Open-Deep-Research(GPT-5) (LangChain, Inc., 2023)	50.06	50.76	51.31	49.72	50.60	22.44	34.74
EnterpriseDR(Gemini-2.5-Pro) (Prabhakar et al., 2025)	49.70	51.24	50.52	50.61	50.62	–	72.50
WebWeaver (Qwen3-235B-A22B-Instruct-2507) (Li et al., 2025b)	51.29	51.00	49.98	48.89	50.62	<u>166.73</u>	<u>78.25</u>
RhinoInsight(Gemini-2.5-Pro) (Lei et al., 2025)	50.51	51.45	51.72	50.00	50.92	–	–
FS-Researcher (Claude-Sonnet-4.5) (Zhu et al., 2026)	<u>54.25</u>	<u>55.85</u>	52.47	<u>51.54</u>	<u>53.94</u>	139.91	76.17
VeriTrace (Config-3B)	50.85	55.22	50.38	49.08	51.96	–	–
VeriTrace (Config-27B)	50.84	55.86	50.72	49.29	52.28	134.20	68.46
VeriTrace (Config-Plus)	52.84	<u>57.08</u>	51.65	49.61	53.50	–	–
VeriTrace (Config-DeepSeek)	56.28	59.56	<u>52.24</u>	51.98	55.77	235.66	73.28

Table 2: DeepResearch Bench performance. Bold and underline indicate best and second-best scores.

System (Qwen3.5-27B)	RACE				
	Comp.	Insight	Instr.	Read.	Overall
WebWeaver	51.75	51.64	49.22	49.17	50.79
FS-Researcher	47.83	47.05	48.74	49.37	48.03
Enterprise-DR	47.82	50.17	49.30	48.91	49.16
VeriTrace (Config-27B)	50.84	55.86	50.72	49.29	52.28

Table 3: Controlled RACE comparison: shared Qwen3.5-27B backbone, isolating architecture.

System	Win%	Avg. Score	NWR
Enterprise-DR	64.7	6.11	0.769
FS-Researcher	72.8	6.49	0.797
WebWeaver	75.2	6.81	0.859
VeriTrace	81.1	6.94	0.887

Table 4: DeepConsult Overall under Qwen3.5-27B (102 queries; judge: gemini-2.5-pro). Avg. Score is 0–10 with 5 as tie; NWR is computed over non-tie outcomes.

5.2 Ablation Study

We design four ablations targeting the three loops from §1 and the topological substrate that schema revision operates on. **A1** (*deviation feedback*) removes the deviation signal δ and strategy selector π , forcing the planner to decide search directions from implicit reasoning over raw findings. **A2** (*schema revision*) restricts $\mathcal{A}_{\text{struct}}$ to $\{R_{\text{aug}}, R_{\text{prune}}\}$, the subset already available in existing systems. **A3** (*interpretive update*) replaces \oplus_G with naive text concatenation. **A4** (*topological substrate*) flattens the cognitive graph to a parallel list of dimensions, removing edges and hop distances. **A_{full}** stacks all four. Implementation details are in Appendix XI.

Accommodation-sensitive subset. The baseline successfully applies $R_{\text{conc}}/R_{\text{pivot}}/R_{\text{correct}}$ on 11 queries, forming a natural *accommodation-sensitive* subset (Table 6). On this subset, A2, A3, and A_{full} cluster in the same severe range (−4.75, −5.18, −4.78 pp), while A4 is markedly lighter (−2.52 pp). These two contrasts raise two questions: why is A3 worse than A2, and why is A4 lighter than A2?

Why A3 is worse than A2. A3 (no interpretive update) should not, in principle, be tied to schema

System	Overall	Δ	W/L	Srch.	Succ.
Full VeriTrace (baseline)	52.28	—	—	1.00×	100/100
– Deviation feedback (A1)	50.52	−1.65	20/66	1.31×	86/100
– Schema revision (A2)	51.28	−1.02	41/55	1.02×	96/100
– Interpretive update (A3)	50.75	−1.52	33/66	0.42×	99/99
– Graph topology (A4)	51.39	−0.89	43/56	1.18×	99/99
– All four (A _{full})	49.80	−2.48	12/88	0.55×	100/100

Table 5: Ablation on RACE Overall. Δ : matched per-query mean diff; **W/L**: wins/losses vs. Full; **Srch.**: search-call ratio; **Succ.**: queries finished within 90 min.

Ablation	Accomm. Δ	Other Δ
A1 ($n=8/78$)	−0.71 pp	−1.75 pp
A2 ($n=10/86$)	−4.75 pp	−0.59 pp
A3 ($n=11/88$)	−5.18 pp	−1.07 pp
A4 ($n=11/88$)	−2.52 pp	−0.69 pp
A _{full} ($n=11/89$)	−4.78 pp	−2.20 pp

Table 6: Per-query Δ (ablation – baseline) split by whether the baseline applied $R_{\text{conc}}/R_{\text{pivot}}/R_{\text{correct}}$ successfully. A1 misses $q2/q12/q14$, A2 misses $q6$ (time-outs).

revision. Yet traces show that A3 still triggers restructuring operations, and on the accommodation-sensitive subset it falls further than A2, which directly disables the R -operations. Without interpretive update maintaining a coherent state, the restructuring that does fire becomes a side effect rather than a correction. Interpretive update provides the cognitive basis on which R -operations can make informed judgments; it is the precondition for schema revision to act correctly at all.

Why A4 is lighter than A2. A4 (flattened to a list) is in fact lighter on the accommodation-sensitive subset than A2 (graph with restricted R -operations). This is not evidence that lists outperform graphs: full VeriTrace still outperforms A4 overall (Table 5). The reason is specific: dependency-bearing topology better captures conceptual dependencies, but under long-horizon uncertainty small models misjudge such structures, and a single misjudgment cascades along dependencies, making the graph *less* fault-tolerant than a flat list. Paired with an adequate repair mechanism, this fault-tolerance penalty is removed and the graph’s in-

herent advantage is restored. This sharpens what schema revision is for: the precondition that lets a dependency-bearing representation realise its advantage on small models.

Deviation feedback (A1). Removing the deviation signal δ raises search calls to $1.31\times$, drops success rate within budget to 86%, and lowers Overall by 1.65 pp—the largest single-ablation drop. The planner still perceives that information is missing but cannot identify the type of mismatch or select a matching escape strategy; it can only append homogeneous searches until budget is exhausted. If implicit LLM judgment could substitute for δ , removing it should not simultaneously inflate search volume and depress quality.

A3’s coverage beyond accommodation. Outside the accommodation-sensitive subset, A3 still loses 1.07 pp on the remaining 88 queries, with search dispatch contracting to $0.42\times$. Combined with the analysis above, this indicates that interpretive update is not only the cognitive basis for restructuring but also the baseline maintenance mechanism for mental-model evolution as a whole: every query’s plan evolution depends on the coherent state that it sustains. This is the empirical grounding for treating it as a foundational loop in §1 rather than a localised mechanism.

A_{full}. A_{full}’s search ratio of $0.55\times$ sits between A1 ($1.31\times$) and A3 ($0.42\times$), reflecting a mixture of two failure modes: it inherits A3’s contracted external search, partially offset by A1’s tendency to over-append. On the accommodation-sensitive subset, -4.78 pp matches the A2/A3 ceiling; on the remaining 89 queries, -2.20 pp reflects the compounded broad-coverage failure of interpretive update and deviation feedback.

6 Discussion

Insight consistency: how the loops drive the mental model toward reality. Insight measures the quality of integrative reasoning, and our experiments show this dimension does depend on reasoning power (Table 2). Yet with small backbones, VeriTrace’s Insight still surpasses baselines that use Claude-Sonnet-4.5 and other frontier backbones. Reasoning power matters, but it is clearly not the only determinant of Insight, or this would not happen. The difference lies not only in how strong the model is when it reasons, but in what it reasons over. Even a strong backbone, integrating over a mental model polluted by mixed information and noise,

and misaligned in its frame, produces analysis built on distorted information. The three loops do not change single-pass reasoning; across the search process they give the agent three capacities: (1) critical learning, monitoring the current understanding to judge which new evidence the current frame needs and how to fold it in; (2) deviation awareness, typing each search deviation so the system can distinguish a strategic failure from a framing failure; and (3) frame rebuilding, restructuring the frame once evidence shows it is wrong so it better holds incoming information. These three capacities let the agent maintain a fact-consistent mental model whose frame is not derailed, so that the final writing and reasoning rest on fact-consistent logic and yield valuable judgments and recommendations.

Scale and regulation create headroom along different axes. We do not claim that scale is unimportant, or that regulation replaces scale, but that part of the apparent scale dependence in deep research stems from missing regulatory loops. Within VeriTrace, scaling the backbone yields modest Overall gains. Under a fixed backbone (Table 3), however, VeriTrace exceeds the strongest matched baseline by clear margins on both Overall and Insight, and removing the regulatory loops (A_{full}, Table 5) drops the system below that baseline; with other components held fixed, this excludes attributing the gain to writer quality or prompt style. The same holds on Overall: VeriTrace produces the strongest reproducible open-source result in Table 2, exceeding several systems that use frontier closed-source backbones.

7 Conclusion

We presented VeriTrace, a cognitive-graph implementation that regulates a deep research agent’s mental model through three feedback loops, namely interpretive update, deviation feedback, and schema revision, steering the model toward what reality supports rather than treating persistent artefacts as larger memory stores. Controlled comparisons and ablations show that explicit regulatory loops improve performance beyond backbone scale. More broadly, VeriTrace operationalises self-regulation as an executable mechanism rather than a cognitive-science metaphor, complementary to scaling. As agents take on longer-horizon, more uncertain tasks beyond deep research, we argue that the maturity of their self-regulation should become a primary lens for evaluating and diagnosing them.

Limitations

(1) Evaluation centres on DeepResearch Bench and DeepConsult; generalisability to other open-environment tasks such as web navigation, scientific discovery, and exploratory debugging remains to be validated. (2) Restructuring triggers are heuristic; we provide no formal optimality guarantees. (3) The cognitive graph is built from scratch per task with no cross-task transfer. (4) Experiments use a limited set of non-frontier Qwen and DeepSeek configurations; broader validation across additional model families remains future work.

Ethical Considerations

This work raises several considerations common to deep research agents. First, the system retrieves and quotes from public web sources; we limit re-use to bounded verbatim excerpts attached to source URLs, respect robots-exclusion directives, and do not circumvent paywalled or login-gated content. Second, automated open-domain retrieval is inherently exposed to low-quality and contested sources: although our framework attenuates this through source-quality scoring and explicit recording of cross-source contradictions, residual citation drift and framing bias from early retrievals cannot be eliminated, and outputs should be treated as agent-assisted drafts requiring human verification before use in high-stakes domains such as medicine, law, or finance. Third, deep research agents consume substantially more compute than single-shot completion; the design choices described in the paper bound but do not remove this overhead, and we encourage batched execution on shared hardware. Fourth, the benchmarks used contain no personal identifiers, but production deployments on user-supplied queries should adopt standard privacy-preserving practices.

References

- Anthropic. 2025. [Claude takes research to new places](#). Accessed: 2026-05-22.
- Sarah Blakeslee. 2004. [The CRAAP test](#). *LOEX Quarterly*, 31(3):6–7.
- ByteDance. 2025. [Doubao: Ai assistant with deep research reports](#). App Store listing. Accessed: 2026-05-22.
- Mingyue Cheng and 1 others. 2026. [Mind2report: A cognitive deep research agent for expert-level commercial report synthesis](#). *arXiv preprint arXiv:2601.04879*.
- Andy Clark. 2013. Whatever next? predictive brains, situated agents, and the future of cognitive science. *Behavioral and Brain Sciences*, 36(3):181–204.
- DeepSeek-AI. 2026. [Deepseek-v4: Towards highly efficient million-token context intelligence](#).
- Mingxuan Du, Benfeng Xu, Chiwei Zhu, Xiaorui Wang, and Zhendong Mao. 2025. [Deepresearch bench: A comprehensive benchmark for deep research agents](#). *arXiv preprint arXiv:2506.11763*.
- John H. Flavell. 1979. Metacognition and cognitive monitoring: A new area of cognitive–developmental inquiry. *American Psychologist*, 34(10):906–911.
- Google. 2025. [Deep research is now available on gemini 2.5 pro experimental](#). Accessed: 2026-05-22.
- Taicheng Guo, Xiuying Chen, Yaqi Wang, Ruidi Chang, Shichao Pei, Nitesh V. Chawla, Olaf Wiest, and Xi-angliang Zhang. 2024. [Large language model based multi-agents: A survey of progress and challenges](#). *arXiv preprint arXiv:2402.01680*.
- Jakob Hohwy. 2013. *The Predictive Mind*. Oxford University Press, Oxford.
- Sirui Hong, Mingchen Zhuge, Jonathan Chen, Xiawu Zheng, Yuheng Cheng, Ceyao Zhang, Jinlin Wang, Zili Wang, Steven Ka Shing Yau, Zijuan Lin, and 1 others. 2024. [MetaGPT: Meta programming for a multi-agent collaborative framework](#). In *The Twelfth International Conference on Learning Representations*.
- Yuxuan Huang, Yihang Chen, Haozheng Zhang, Kang Li, Huichi Zhou, Meng Fang, Linyi Yang, Xiaoguang Li, Lifeng Shang, Songcen Xu, and 1 others. 2025. [Deep research agents: A systematic examination and roadmap](#). *arXiv preprint arXiv:2506.18096*.
- LangChain, Inc. 2023. [LangChain: Building applications with LLMs through composability](#).
- Yu Lei, Shuzheng Si, Wei Wang, Yifei Wu, Gang Chen, Fanchao Qi, and Maosong Sun. 2025. [Rhinoinsight: Improving deep research through control mechanisms for model behavior and context](#). *arXiv preprint arXiv:2511.18743*.
- Guohao Li, Hasan Abed Al Kader Hammoud, Hani Itani, Dmitrii Khizbullin, and Bernard Ghanem. 2023. [CAMEL: Communicative agents for “mind” exploration of large language model society](#). In *Advances in Neural Information Processing Systems*.
- Xiaoxi Li, Jiajie Jin, Guanting Dong, Hongjin Qian, Yongkang Wu, Ji-Rong Wen, Yutao Zhu, and Zhicheng Dou. 2025a. [Webthinker: Empowering large reasoning models with deep research capability](#). In *NeurIPS*.

- Zijian Li, Xin Guan, Bo Zhang, Shen Huang, Houquan Zhou, Shaopeng Lai, Ming Yan, Yong Jiang, Pengjun Xie, Fei Huang, Jun Zhang, and Jingren Zhou. 2025b. Webweaver: Structuring web-scale evidence with dynamic outlines for open-ended deep research. *arXiv preprint arXiv:2509.13312*.
- Abel Lim, Saahil Jain, Vincent Seng, and adam. 2025. Deepconsult: A deep research benchmark for consulting / business queries. <https://github.com/youdotcom-oss/ydc-deep-research-evals>.
- Yunbo Long, Yuhan Liu, and Liming Xu. 2026. **Emomas: Emotion-aware multi-agent system for high-stakes edge-deployable negotiation with bayesian orchestration**. *Preprint*, arXiv:2604.07003.
- Yunbo Long, Yuhan Liu, Liming Xu, and Alexandra Brintrup. 2025. **Emodebt: Bayesian-optimized emotional intelligence for strategic agent-to-agent debt recovery**. *Preprint*, arXiv:2503.21080.
- Chris Lu, Cong Lu, Robert Tjarko Lange, Yutaro Yamada, Shengran Hu, Jakob Foerster, David Ha, and Jeff Clune. 2026. Towards end-to-end automation of ai research. *Nature*, 651(8107):914–919.
- Moonshot AI. 2025. **Kimi-Researcher: End-to-end rl training for emerging agentic capabilities**. Accessed: 2026-05-22.
- Thomas O. Nelson and Louis Narens. 1990. Metamemory: A theoretical framework and new findings. In *Psychology of Learning and Motivation*, volume 26, pages 125–173. Academic Press.
- OpenAI. 2025. Introducing deep research. <https://openai.com/index/introducing-deep-research/>. Accessed: 2026-05-22.
- Jean Piaget. 1952. *The Origins of Intelligence in Children*. International Universities Press.
- Akshara Prabhakar, Roshan Ram, Zixiang Chen, Silvio Savarese, Frank Wang, Caiming Xiong, Huan Wang, and Weiran Yao. 2025. Enterprise deep research: Steerable multi-agent deep research for enterprise analytics. *arXiv preprint arXiv:2510.17797*.
- Chen Qian, Wei Liu, Hongzhang Liu, Nuo Chen, Yufan Dang, Jiahao Li, Cheng Yang, Weize Chen, Yusheng Su, Xin Cong, and 1 others. 2024. Chatdev: Communicative agents for software development. In *Proceedings of the Annual Meeting of the Association for Computational Linguistics*.
- Qingyun Wu, Gagan Bansal, Jieyu Zhang, Yiran Wu, Shaokun Zhang, Erkang Zhu, Beibin Li, Li Jiang, Xiaoyun Zhang, and Chi Wang. 2023. Autogen: Enabling next-gen LLM applications via multi-agent conversation. *arXiv preprint arXiv:2308.08155*.
- Zekun Xi, Wenbiao Yin, Jizhan Fang, Jialong Wu, Runnan Fang, Yong Jiang, Pengjun Xie, Fei Huang, Hua-jun Chen, and Ningyu Zhang. 2025. Omnithink: Expanding knowledge boundaries in machine writing through thinking. In *Proceedings of the 2025 Conference on Empirical Methods in Natural Language Processing*, pages 956–976.
- Annie Xie, Dylan Losey, Ryan Tolsma, Chelsea Finn, and Dorsa Sadigh. 2021. Learning latent representations to influence multi-agent interaction. In *Conference on Robot Learning*, pages 575–588. PMLR.
- An Yang, Anfeng Li, Baosong Yang, Beichen Zhang, Binyuan Hui, Bo Zheng, Bowen Yu, Chang Gao, Chengen Huang, Chenxu Lv, and 1 others. 2025. Qwen3 technical report. *arXiv preprint arXiv:2505.09388*.
- Chiwei Zhu, Benfeng Xu, Mingxuan Du, Shaohan Wang, Xiaorui Wang, Zhendong Mao, and Yongdong Zhang. 2026. FS-researcher: Test-time scaling for long-horizon research tasks with file-system-based agents. *arXiv preprint arXiv:2602.01566*.

I Background: LLM-Based Multi-Agent Decision Making

LLM multi-agent systems. LLM multi-agent systems (LLM-MAS) coordinate role-specialised language-model agents through explicit protocols rather than a single end-to-end chain-of-thought. Cooperative frameworks such as AutoGen (Wu et al., 2023) and MetaGPT (Hong et al., 2024) show that exchanging structured artefacts between roles can outperform monolithic prompting on complex tasks. More broadly, recent LLM-agent studies have explored how agents can plan, communicate, and act over structured intermediate states, extending language-model reasoning beyond purely textual generation (Guo et al., 2024; Li et al., 2023; Qian et al., 2024).

Beyond cooperative task-solving, some work treats agent decisions as control over structured non-textual variables. For example, agent behaviour can be parameterised by latent strategic states rather than only by natural-language instructions (Xie et al., 2021). This perspective is related to VeriTrace’s use of an explicit cognitive graph, although our focus is evidence organisation rather than negotiation policy learning.

Most current deep research agents (Du et al., 2025; Huang et al., 2025), however, are still driven by a single planner that calls tools sequentially and relies on the LLM context to integrate evidence across rounds. In high-stakes negotiation,

Long et al. (2026) instead study Bayesian orchestration over multiple agents, showing how explicit coordination mechanisms can support risk-sensitive decision-making. VeriTrace follows the broader principle of explicit coordination, but specialises it for verifiable research traces and evidence-state restructuring.

Multi-agent decision formulation. We assume a small set of role-specialised agents—a planner, K parallel searchers, a reader, and a manager—that coordinate through a single shared, structured state rather than direct message passing among workers (Wu et al., 2023; Hong et al., 2024; Guo et al., 2024). At each step, only the planner makes high-level decisions, and these decisions are *action-typed*: the planner chooses between dispatching evidence-gathering actions and proposing operations that revise the shared state itself. This follows the planner/worker decomposition that has proven effective for long-horizon LLM-agent tasks (Li et al., 2023; Qian et al., 2024). Workers execute the dispatched actions independently; the manager folds their observations back into the shared state via a deterministic update operator. Related work has explored debt negotiation policies for multi-agent decision-making (Long et al., 2025). In contrast, our setting uses structured shared states to support evidence verification rather than credit negotiation.

II Cognitive Graph Data Model

Section 3.2 defines the cognitive graph abstractly as $G_t = (S_t, C_t)$ over node and edge content. This appendix specifies the concrete fields each node and edge carries, since several method-level claims (cross-node routing in §3.3, axis rotation in §3.5, evidence linking in §3.7) depend on the layout below.

Concept Node. A Concept node n_i groups its fields into six slots:

Identity & topology. A UUID *id*; a human-readable *name* (placeholders such as “[supplier]” allowed before discovery); *node_type* $\in \{\text{start, placeholder, discovered}\}$; *hop_distance* (BFS layer from the user-question root); *discovery_dependency* (upstream node IDs whose findings must be known before this node’s edges become searchable).

Constraints. *type_constraint* (e.g., “a company”) and *condition_constraints* (a list of filtering

predicates derived from the user query); these are static throughout a run.

Acceptance criteria. Criteria attached to tasks targeting n_i come in two priority classes: *core_criteria* (required for KNOWN) and *supplementary_criteria* (feed the quality profile only). They accumulate on n_i as a_i in §3.3; the core-priority subset is a_i^{core} . The manager reconciles findings against both classes and stores the residues as *core_pending* and *supplementary_pending* (Appendix III); the node flips to KNOWN when *core_pending* becomes empty.

Findings (the items mechanism). Findings are stored as a two-level structure rather than a flat list. *discovered_items* is the set of concrete entities found for this node (e.g., {Scale AI, Appen, ...}); *item_findings* indexes per-item attributes ({Scale AI: {revenue_2024: “\$1B [[3]]”, ...}}); *cross_item_findings* stores patterns spanning items (e.g., {market_consolidation: “top three firms control 60% [[1]]”}). The (item, attribute) decomposition is what enables axis rotation by R_{pivot} (§3.5).

Quality and deviation tracking. *quality_profile* aggregates per-page CR-AAP into the two means ($\overline{\text{cr}}_j^t, \overline{\text{aap}}_j^t$) plus three categorical labels: *finding_strength* $\in \{\text{strong, moderate, weak, none}\}$ (coverage of *core_pending*); *unexpected_strength* (the categorical ψ_j^t used by the strategy router; Appendix V); and *accessibility_barriers*, a list of barrier types (*paywall, login_required, requires_download, dynamic_load*). ϕ_j^t in Definition 4 is the indicator of this list being non-empty.

Audit trail. *contradictions* (typed five-tuples; Appendix III); *unexpected_discoveries* (free-form, criterion-divergent findings from Reader Part B); *temporal_notes* (a single-string aggregation of time-sensitive context across the node’s findings, e.g., “Scale AI terminated June 2024; data as of Dec 2023”, distinct from the page-level *temporal_context* emitted by the reader); *related_tasks* (the IDs of tasks whose findings touched this node, used by the writer to fetch the right evidence subset \mathcal{E}_k); *cited_refs* (global ref indices appearing in the node’s findings).

RelationEdge. An edge e_{ij} holds an *inquiry_goal* (a self-contained search question), per-task acceptance criteria *core_criteria* and *supplementary_criteria* (instantiated per attempt as b_{ij}^t), *task_type* $\in \{\text{open, specified}\}$ with optional *specified_source* when the user named one, an *attempt_count* k_{ij}^t capped at $K = 3$, and a *state* $u_{ij}^t \in$

{*to-solve, investigating, solved, exhausted*}. Each attempt appends a *search_history* entry (query, summary, planner feedback) so the planner can read past attempts before issuing a strategy choice.

State machine. A node’s *cognitive_state* is determined entirely by the assimilation update of §3.3: *unknown* when no task has touched it, *partial* once any finding is written, *known* once *core_pending* is empty. *start* is reserved for user-anchored entities that bypass search. An edge’s *state* follows: *to-solve* until first dispatch, *investigating* between attempts, *solved* once $a_j^{\text{core}} \subseteq \text{sat}(f_j^t)$, *exhausted* when $k_{ij}^t = K$ without convergence, at which point the planner is required to switch strategy or propose restructuring (§3.6).

III Cognitive Graph Update Procedure

The cognitive graph manager realises the operator Γ of §3.3 once per completed search task. It performs four steps in sequence: *extract* discovered items from the searcher’s response, *route* each finding to the appropriate finding container, *reconcile* the findings against the task’s acceptance criteria, and *branch* divergent material into the contradiction, unexpected, or search-experience side channels. The procedure operates on the target node n_j of edge e_{ij} and is driven by a single LLM call using the update prompt (Figure 11, item 3).

Step 1: extract discovered items. A *discovered item* is an entity that directly answers the node’s inquiry goal: an organisation, product, system, or distinct option. The manager builds the *discovered_items* list from the searcher’s response, excluding metadata that does not stand as a research target on its own (people names, dates, events, locations, raw metrics). Rankings, top-N lists, and ordered enumerations discovered during search are stored as ordered arrays in *cross_item_findings* so that the ranking context survives subsequent rounds.

Step 2: route findings by attribution. Every finding is routed by an attribution test. *If the finding can be attributed to one specific entry of discovered_items*, it enters *item_findings* as a per-item attribute keyed by the item name (e.g., *{Scale AI: {market_position: ...}}*). *Otherwise*, when it describes a pattern, trend, ranking, or insight that spans items, it enters *cross_item_findings*, either as a single-sentence string or as an ordered array. Each value carries $[[m]]$ citations to the source

records in \mathcal{E} . Empty findings are also recorded: a confirmed negative result (e.g., “no public record of this partnership”) is itself a finding worth keeping, since it removes the criterion from *pending* for the planner.

Step 3: reconcile against acceptance criteria. The manager compares the aggregate findings against the edge’s *core_criteria* and *supplementary_criteria*. The residue, i.e., criteria not yet covered by any finding, is written back as *core_pending* and *supplementary_pending* on n_j . **The pending lists are residues, not copies:** an empty *core_pending* is precisely the condition $a_j^{\text{core}} \subseteq \text{sat}(f_j^t)$ that flips n_j to *known*. Coverage is judged at the criterion level rather than by labelling each individual finding, since one criterion may require several findings together (e.g., a market-share criterion may need both a total figure and per-firm shares before it counts as covered).

Step 4: branch divergent material. Findings that fit neither *item_findings* nor *cross_item_findings* are routed into one of three side channels.

Contradictions. When a new finding clashes with an existing one on the same criterion, the manager appends a structured record to n_j .*contradictions* with fields $\{\textit{criterion}, \textit{old_claim}, \textit{new_claim}, \textit{resolution}, \textit{kept}\}$, where *resolution* is a free-form rationale stating why one claim was retained (typically citing authority, recency, or source type) and *kept* $\in \{\textit{old}, \textit{new}\}$ records which claim survives in the active findings. The recorded contradictions are surfaced to the planner in the next round as candidate triggers for R_{correct} (§3.5).

Unexpected discoveries. A finding is admitted to *unexpected_discoveries* only if (i) it would help address the dimension of the original question that the inquiry goal targets, and (ii) it lies completely outside every entry of the acceptance criteria. Both conditions must hold; condition (i) excludes off-topic noise, condition (ii) excludes Part-A material the reader simply forgot to attribute. Each entry is a one-sentence description with $[[m]]$ citations, ranked by contribution to the inquiry goal.

Search experience. A separate channel records the inability to access information rather than the information itself. The manager populates *search_experience* from two sources only: access failures reported by the searcher (e.g., HTTP errors, CAPTCHA, timeout) and confirmed data ab-

sence (the searched material verifiably does not exist or is not publicly available). The mutual-exclusion rule is explicit in the prompt: *any finding that conveys actual information (even partial, dated, or tangential) belongs to item_findings or cross_item_findings, never to search_experience*. The reader’s *accessibility_notes* (Appendix V) feed both *search_experience* and the node-level *accessibility_barriers* flag in *quality_profile*.

Cross-node routing. The default and overwhelmingly common case is a single entry on the planner-specified target node n_j . The manager additionally admits an update on a different node n_k ($k \neq j$) when a finding satisfies one of n_k ’s own acceptance criteria in a_k rather than n_j ’s; the finding is written to n_k , and the originating task is recorded in n_k ’s associated task set, $\mathcal{T}_k^{t+1} = \mathcal{T}_k^t \cup \{\text{task}_t\}$, so the writing pipeline can later trace which task supplied each node’s evidence. *start* nodes are immutable search anchors and are never included in *cognitive_updates*; information about a *start* entity is recorded on the relevant exploration node instead.

Planner view (compiler). The planner does not consume G_t directly. A graph compiler renders G_t into a Markdown planning context: per-node summaries (state, constraints, findings, quality profile, accessibility barriers, contradictions, recent unexpected discoveries) and per-edge sections grouped by status (solved, investigating, exhausted, to-solve), with search history shown for investigating edges. Verbatim evidence quotes are not included; the planner sees abstracted findings and quality signals only. This bounded rendering caps the planner’s prefill at $O(|V_{\text{frontier}}|)$ regardless of total graph size.

An excerpt from query 14 after the first search task completes (translated for typographic clarity; structure preserved from the system’s Markdown rendering; emoji omitted and replaced by bracketed labels):

```
## Current Cognitive Graph State
**Structure type**: mixed

### Entity Nodes
- [START] Math x Quantum crossover (e1, hop=0)
- [KNOWN] Main research teams (e2, hop=1)
  - Discovered: MIT CTP-LI, Stanford QFARM,
    ↪ Waterloo IQC,
    Oxford QG, ETH QIT, BIMSA, ... [17 total]
  - Cross-item insights:
    - geographic distribution [[5]][[12]]
    - math-tool innovation: Quon, ZX-calculus
      ↪ [[18]]
  - Supplementary pending: team_size_and_history
  - Unexpected (2):
    - "BIMSA Quon language [[36]]" ...
```

```
- Quality: CR=3.9 AAP=4.3 | finding=strong,
  ↪ unexpected=moderate

### Resolved inquiry goals
- e1 --has_main_teams--> e2

### To-solve inquiry goals
- e2 --research_directions--> [...]
- e2 --funding_sources--> [...]
- e2 --industry_partners--> [...]
```

IV Restructuring Operations and Safety Protocol

Section 3.5 defines the abstract operator family $\mathcal{A}_{\text{struct}} = \{R_{\text{conc}}, R_{\text{aug}}, R_{\text{pivot}}, R_{\text{prune}}, R_{\text{correct}}\}$. This appendix specifies (i) the two-stage architecture that realises these operators, (ii) the primitive edit alphabet they compile to, (iii) one concrete realisation example per operator, and (iv) the multi-phase safety protocol under which edits are applied.

Two-stage architecture. The planner does not directly edit the graph. It emits an intent $\rho_t = (k, \text{rationale})$ via PROPOSE_RESTRUCTURE, with $k \in \mathcal{A}_{\text{struct}}$ naming the operator class and *rationale* a free-form justification grounded in δ_j^t and the contradictions log. The cognitive graph manager then translates this intent into a concrete sequence over the primitive edit alphabet

$$\Sigma = \{ \text{ADD_NODE}, \text{ADD_EDGE}, \text{REMOVE_NODE}, \text{MODIFY_NODE}, \text{MODIFY_EDGE} \}. \quad (15)$$

There is no explicit *remove_edge*. An edge is removed only as a side effect of REMOVE_NODE, which deletes the node together with all of its incident edges. Omitting a standalone edge deletion is deliberate: removing a node’s sole incoming edge would detach it from the user-question root, and Phase 2 reconnection would then restore reachability by re-adding a bridging edge, so a standalone edge deletion is cancelled by the architecture rather than realised.

Operator semantics and example realisations. The five abstract operators each compile to a characteristic Σ -pattern.

R_{conc} (concretisation). Triggered when a single concept node accumulates a list of *discovered_items* that downstream edges must investigate per-item. Realisation: m ADD_NODE for the children, m ADD_EDGE from the parent, and rerouting of any pre-existing downstream edges to the appropriate child. *Example.* A node “Technology Routes” with discovered items {RL, end-to-end, modular,

sim-to-real} expands into four child nodes, each inheriting the downstream “maturity assessment” edge.

R_{aug} (augmentation). Triggered when Part-B insights or contradictions reveal a question dimension absent from the initial graph. Realisation: ADD_NODE (the new dimension) plus ADD_EDGE (wiring it into the relevant subgraph). A candidate dimension is admitted only if it materially helps answer the original question, not merely a tangential topic.

R_{pivot} (axis rotation). Triggered when the cognitive graph contains an $N \times M$ structure (N items $\times M$ dimension nodes) but the searched evidence reveals that information co-locates by item, not by dimension: a single source per item covers all M dimensions.

Realisation: N ADD_NODE (one per item, with the M dimensions absorbed into the new node’s *core_criteria*), N ADD_EDGE (parent to each item), and M REMOVE_NODE (the dimension nodes whose content has migrated).

Example. “Semiconductor Product Lines” with downstream dimension nodes {tech advantages, market share, supply-chain risk} pivots into four product-line nodes (mobile / server / AI / memory chips), each with one inquiry that bundles all three dimensions; the dimension nodes are removed. Net effect: $4 \times 3 = 12$ tasks collapse to 4.

R_{prune} (pruning). Triggered when search has established that a future node is irrelevant to the original question. Realisation: REMOVE_NODE, with cascading deletion of incident edges. The manager refuses the proposal if (a) the node is in N_{user} (**I2**), (b) the node has non-empty findings $f_i^t \neq \emptyset$ (**I1**), or (c) the rationale cites local search difficulty rather than structural irrelevance.

R_{correct} (premise correction). Triggered when an open contradiction at n_i invalidates a premise on which downstream nodes were constructed. Realisation: MODIFY_EDGE on each $e_{k,j}$ for $n_j \in \downarrow n_i$ (rewriting $g_{k,j}$) and MODIFY_NODE on each affected n_j (rewriting a_j). f_j^t is left untouched by these primitives, satisfying **I1**.

Example. A node investigating firm X’s strategy reveals that X was acquired by Y in late 2024, contradicting the premise of independent operation on which several downstream nodes (X’s partnership pipeline, capital structure) were constructed. R_{correct} rewrites those downstream inquiry goals around X’s role within Y’s portfolio while preserving the acquisition-discovery finding on n_i .

Phase 1: surgical edit. The manager receives ρ_t , S_t , and the protected sets (N_{user} and any node with $f_i^t \neq \emptyset$), and emits a single Σ -sequence. Any REMOVE_NODE targeting a node in N_{user} is refused, enforcing **I2**. On refusal, $S_{t+1} = S_t$ and the rejection reason is returned to the planner.

Phase 2: orphan reconnection. A Phase-1 edit may disconnect nodes from the user-question root by removing intermediate dimensions. The manager runs up to five reconnection rounds, each adding bridging edges to restore reachability while respecting the protected sets. If reachability is not restored within five rounds, the system rolls back to the snapshot \tilde{S}_t taken before Phase 1.

Invariants in execution. **I1** holds for the evidence stored in \mathcal{E} , which has no deletion path. The cognitive-graph attribution layer (f_j^t) is also append-only under all primitives except one: MODIFY_NODE admits a *remove_items* parameter that lets the planner discard the per-item attribution of a discovered entity it has reclassified as not a research target (e.g., a noise entry inadvertently recorded).

The verbatim quotes in \mathcal{E} are unaffected by this revision; only the (item, attribute) mapping in *item_findings* is removed. REMOVE_NODE requires $f_i^t = \emptyset$ for R_{prune} and is refused by Phase 1 on any node carrying findings; the remaining primitives only add. **I2** holds because Phase 1 catches N_{user} deletions before they commit.

V Reader Output and Unexpected Findings

The reader runs once per page selected by the searcher and produces two streams that feed different downstream consumers. Part A populates f_j^t ; Part B populates the divergence signal ψ_j^t used by the strategy router (§3.4). Splitting them prevents Part A’s prior expectations from filtering out genuinely unexpected content.

Part A: criterion-aligned findings. For each entry in the per-task acceptance criteria $b_{i,j}^t$, the reader returns either a finding or marks it as a gap. A finding has three required fields: a one-sentence answer, a 200–500 character verbatim quote from the page, and the source URL. The verbatim quote is the load-bearing constraint: findings without an exact-string quote that supports the answer are dropped before they reach the manager. This is what makes each (answer, evidence) pair a citation-traceable record in the evidence store \mathcal{E} (§3.7). A criterion

is *satisfied* only when the evidence contains values that can be cited verbatim in a final report (numbers, named entities, dated facts), not merely metadata describing where data exists.

Part B: divergence track. Independently of Part A, the reader is asked what the page reveals *beyond* b_{ij}^t . The output is a single field *unexpected_insights*, a list of $\{label, insight, evidence\}$ entries. The prompt directs the reader to look for four kinds of content under this field: facts that contradict or nuance the planner’s assumptions, important entities or relationships not asked about, timeline events that change the picture, and leads worth investigating further. These four are guidance for what counts as unexpected; they are not separate output fields.

Defining “unexpected”. A Part-B insight qualifies as unexpected only if both conditions hold: (i) it would help answer the dimension of the original question that this task targets, and (ii) it lies outside every entry of b_{ij}^t and every active entry of a_k for the immediate neighbours of n_j in G_t . Condition (i) is what distinguishes “unexpected” from “off-topic noise”; condition (ii) is what distinguishes “unexpected” from Part A material the reader simply forgot to attribute. Failures of (i) are dropped; failures of (ii) are reclassified into Part A by the manager.

From Part B to ψ_j^t . The manager aggregates Part-B insights across all pages of the current task into a single ordinal $\psi_j^t \in \{none, weak, moderate, strong\}$, scored from the joint volume and topical coherence of the insights (rather than from any single page). This ordinal is the categorical signal consumed by the UNEX predicate (Eq. 4); the [1,4] interval in Definition 4 is a linear projection used for notational uniformity with CR/AAP. The threshold τ_ψ corresponds to “moderate or stronger” on this ordinal scale (Appendix VI).

Accessibility notes. The reader also emits a binary accessibility indicator $\phi_m \in \{0, 1\}$ with a reason tag for each page; the node-level flag $\phi_j^t = \max_m \phi_m$ is the third component of δ_j^t . Detection rubric, exclusion rule from CR-AAP aggregation, and routing implications are in Appendix VIII.

VI Search Strategy Execution

Section 3.4 defines the strategy router $\pi : \mathcal{D} \rightarrow \mathcal{A}_{search}$ as a priority-ordered case mapping. This appendix specifies (i) the threshold values that instantiate the predicates, (ii) the operational semantics of each branch, and (iii) the form of the planner’s next ADD_TASK call once a strategy is chosen.

Thresholds. $\tau_h = 3.5$ (mid-Likert, between “adequate” and “good”) instantiates both REL and CRED. τ_ψ corresponds to “moderate or stronger” on the four-level *unexpected_strength* ordinal (Appendix V). ACCESSIBLE(δ) $\equiv (|accessibility_barriers| = 0)$ uses the indicator ϕ_j^t directly. An auxiliary low-quality threshold $\tau_l = 2.5$ governs structural escalation: when $\overline{cr}_j^t < \tau_l$ and $\overline{aap}_j^t < \tau_l$, the manager raises a quality-gap signal that the planner consumes as input to \mathcal{A}_{struct} (§3.5).

Branch semantics. *exploit* (REL \wedge CRED). The current source family is delivering. The next ADD_TASK keeps source type and language fixed and narrows the inquiry goal to a sub-criterion of a_j^{core} that the prior pages partially answered, typically a deeper attribute of an item already in *discovered_items*.

verify (REL \wedge \neg CRED). Content fits but authority is weak. The next ADD_TASK targets the same criterion in a different source family (primary documents over news, peer-reviewed over blog, official over secondary). One successful cross-source attempt is sufficient; over-verification is explicitly discouraged. If a prior *verify* on the same edge also yielded $\overline{aap} < \tau_h$, the planner accepts high-CR sources and triangulates by source count instead, since the domain’s authority ceiling is intrinsically low.

substitute (\neg ACCESSIBLE). Data exists but is gated. The next ADD_TASK relaxes both source type and authority: paywalled paper \rightarrow press release; closed site \rightarrow open mirror; native document \rightarrow analyst summary. The planner is instructed to suggest source *directions* (e.g., “industry-analysis blogs”, “news deep-dives”) rather than lock to a specific URL.

pivot (\neg REL \wedge UNEX). The original direction is barren but Part B uncovered something topical. The planner reads *unexpected_discoveries*, picks one entry, and either (a) creates a new task on the same edge with the goal rewritten around the unexpected angle, or (b) creates a new edge to a fresh

node when the discovery names a distinct entity. Case (b) is the typical mechanism for in-search graph growth.

explore (default). Neither content fits nor a clear pivot exists; the landscape is undermapped. The next `ADD_TASK` broadens keywords, swaps query language (English \leftrightarrow Chinese; up to three languages on multilingual queries), and falls back to broader engines. The planner is explicitly instructed to *map* the landscape, not guess a new direction; guessing is reserved for *pivot*, which has unexpected discoveries to ground it.

Re-evaluation cadence. $\pi(\delta_j^t)$ is recomputed at the close of each task on e_{ij} . The strategy is therefore not a one-shot routing decision but the planner’s running diagnosis. Edges that reach $k_{ij} = K$ without ever escaping the same deviation region (e.g., three consecutive *explore* attempts that all yield $\bar{c} < \tau_h$) are exactly the structurally-misaligned edges that trigger $\mathcal{A}_{\text{struct}}$ proposals (§3.5).

VII PreFilter Stage

Role. PreFilter is a lightweight pre-screening stage that performs a binary classification on each raw search-engine result (title + snippet) before any full-page reading: `read` (send to the Reader for verbatim extraction) or `skip` (off-topic or duplicate). The classification is intentionally conservative: when unsure, the prompt instructs the model to classify as `read`, so PreFilter only prunes obviously irrelevant or redundant pages rather than acting as a relevance scorer. This keeps the Reader’s context window from being saturated by clearly off-topic hits while preserving recall on borderline cases.

Per-configuration assignment. PreFilter is deliberately assigned a lighter model than the Reader, since binary classification on title + snippet does not require deep reasoning (Table 7).

Config	PreFilter	Reader
Config-3B	Q3.5-35B-A3B	Q3.5-35B-A3B
Config-27B	Q3.5-35B-A3B	Q3.5-35B-A3B
Config-Plus	Q3.5-35B-A3B	Q3.5-122B-A10B
Config-DeepSeek	DSv4-Flash	DSv4-Flash

Table 7: PreFilter and Reader model assignments. In three configurations, PreFilter shares the Reader’s lightweight backbone; in Config-Plus, PreFilter is dropped to Q3.5-35B-A3B while the Reader uses the heavier Q3.5-122B-A10B for cost efficiency.

Why a lightweight model suffices. Running PreFilter on a small, parallel-batched LLM sharply reduces the number of expensive read operations downstream: in Config-Plus, the Reader processes only ~ 148 pages per query against ~ 580 search hits returned (a $\sim 74\%$ reduction; cf. Appendix XIV), leaving the Reader free to spend its full token budget on the `read` subset. The Reader still performs the load-bearing verbatim-quote check on every page it sees (Appendix V), so PreFilter’s conservative bias does not propagate downstream errors. The full PreFilter prompt is reproduced as Agent 5 in Appendix XVIII.

VIII Reader Scoring Mechanism

CR-AAP (Blakeslee, 2004) supplies two orthogonal evidence-quality axes that we use to instantiate the page-level scores feeding both the node profile q_j^t (Definition 2) and the relevance/credibility components of the deviation signal δ_j^t (Definition 4). This appendix specifies the Reader’s per-page scoring rubric, the page-to-node aggregation, and the categorical strength labels that the strategy router consumes.

Per-page Likert ratings. For each retrieved page m , the Reader produces five ratings in $\{1, \dots, 5\}$ from anchored rubrics (Table 8): currency c_m , relevance r_m , authority α_m , accuracy β_m , and purpose ρ_m . Anchors are explicit at both ends: score 5 requires the conditions in Table 8; score 1 is the inverse condition (out-of-date, off-topic, anonymous, unsourced, promotional). Intermediate scores degrade in the Reader’s prompt with explicit boundary descriptions for each step rather than leaving the midpoint unspecified.

Obtained vs. exists. The relevance dimension carries a load-bearing constraint that distinguishes data the Reader *extracted* from data the page merely *describes*. A page that says “this platform provides 10 years of market data” but does not expose the values themselves is rated $r_m \leq 2$, regardless of how relevant the topic is. The operational test in the prompt is: *can the findings on this page be cited directly in a final report?* If the answer is no, namely data behind a paywall, download, login, or dynamic load that the Reader could not bypass, then that information is recorded in *accessibility_notes* (Appendix V) and explicitly excluded from r_m . This prevents a structural failure mode in which evidence appears high-authority and on-

Symbol	Dimension	Score 5 (anchor high)	Score 1 (anchor low)
c_m	Currency	Within target temporal window (e.g., ≤ 6 months for time-sensitive queries; matched period for historical queries).	Wrong era; likely invalid due to age.
r_m	Relevance	Findings directly substantiate one or more core criteria with citable values (numbers, dates, named entities); usable verbatim in a final report.	No substantive connection, or key data exists only behind an inaccessible barrier (routed to <i>accessibility_notes</i>).
α_m	Authority	Primary source, peer-reviewed venue, official organisational publication, or recognised expert author.	Anonymous, unattributable, or self-published with no editorial gate.
β_m	Accuracy	Claims verifiable, upstream citations present, no factual errors against the cognitive graph.	Unsupported assertions; sensational or contradicting known facts.
ρ_m	Purpose	Educational or analytical intent; objective tone; no commercial interest.	Agenda-driven; misleading framing; undisclosed conflicts.

Table 8: Per-page CR-AAP rubric used by the Reader. Both ends of each dimension are anchored; intermediate scores degrade with prompt-specified boundaries between adjacent levels. The five raw ratings combine into the page-level composites cr_m, aap_m via Eq. 16–17.

topic on paper but is not actually available for the writer to cite.

Composites. The two page-level composites are weighted sums

$$cr_m = 0.30 c_m + 0.70 r_m, \quad (16)$$

$$aap_m = 0.40 \alpha_m + 0.35 \beta_m + 0.25 \rho_m, \quad (17)$$

so $cr_m, aap_m \in [1, 5]$. The relative weight $w_R^{cr} = 0.70$ encodes that, for research-style queries, content alignment dominates recency when the two compete; the descending w^{aap} entries reflect that authority carries more signal than internal accuracy or rhetorical purpose for the long-tail sources typical of low-visibility research.

Page-to-node aggregation. Let P_j^t denote the page set retrieved on n_j up to time t , capped at $|P_j^t| \leq 50$ by the rolling window of Appendix III. The node-level entries of $\mathbf{q}_j^t = (\overline{cr}_j^t, \overline{aap}_j^t)$ are per-page means:

$$\overline{cr}_j^t = \frac{1}{|P_j^t|} \sum_{m \in P_j^t} cr_m,$$

$$\overline{aap}_j^t = \frac{1}{|P_j^t|} \sum_{m \in P_j^t} aap_m.$$

The means feed the REL and CRED predicates of the strategy router (Eq. 4); per-axis minima are tracked alongside \mathbf{q}_j^t to surface a single weak page in an otherwise strong batch as a quality-gap signal.

Categorical strength labels. Two ordinal labels on \mathbf{q}_j^t are produced by the cognitive graph manager (not the Reader) at task closure, summarising the entire batch of findings on n_j :

- *finding_strength* $\in \{none, weak, moderate, strong\}$ rates the substantive coverage of n_j 's pending criteria across the task's pages: multiple core criteria answered with cited evidence is *strong*; thin evidence with major gaps is *weak*.
- *unexpected_strength* (the categorical ψ_j^t used by Eq. 4) rates the joint volume and topical coherence of Part-B insights aggregated across all pages of the task (Appendix V): discoveries that open a plausible new direction relevant to the original question are *strong*; minor observations are *weak*.

These ordinals are LLM-judged at the batch level rather than thresholded from per-page scores, because both “substantive coverage” and “coherent unexpected angle” are properties of the finding set as a whole, not of any single page.

Accessibility detection. For each retrieved page m , the Reader emits a binary indicator $\phi_m \in \{0, 1\}$ together with one of four reason tags (*paywall, login_required, requires_download, dynamic_load*). Detection is *prompt-based*, not based on HTTP status: the Reader infers the barrier from page text such as “log in to view”, “subscription required”, or “download the full dataset”. HTTP-level detection would miss a substantial fraction of barriers, since many gated pages return 200 with a teaser body. Inaccessible pages contribute only ϕ_m and the reason tag, and are excluded from Eq. 16–17 so that an inaccessible page cannot drag down the per-page composites of accessible pages in the same batch. The node-level flag is the disjunction

$\phi_j^t = \max_{m \in P_j^t} \phi_m$, and the third component of δ_j^t in Definition 4; whenever $\phi_j^t = 1$, the strategy router routes the next attempt on e_{ij} to *substitute* (Eq. 4).

Why orthogonality matters. The two CR-AAP axes are scored and aggregated independently. This is what enables differential diagnosis at the strategy router: a high-authority but off-topic source reports as ($\overline{cr}_j^t < \tau_h$, $\overline{ap}_j^t \geq \tau_h$) and routes to *explore*, whereas a topic-aligned but uncredible source reports as ($\overline{cr}_j^t \geq \tau_h$, $\overline{ap}_j^t < \tau_h$) and routes to *verify*. Collapsing the two axes into a scalar quality score would render these two cases indistinguishable and force the planner back onto undifferentiated retry.

IX Writing Pipeline

The three-layer writing pipeline (§3.7) consumes the terminal cognitive graph G_T and the evidence store \mathcal{E} and produces the final report through three LLM stages whose information access narrows in lockstep with their decision authority. This appendix specifies the input, output, and information boundary of each layer, and the two safeguards that make citations traceable.

Layer 1 — outline planner. A single LLM call reads the cognitive graph (root anchor nodes without findings are skipped) together with an *evidence-availability index* that lists, per node, the distinct m values present in \mathcal{E} together with each record’s criterion tag. It produces a structured outline whose top level captures the overall theme and an enumeration of user requirements, and whose section list contains entries (*section_id*, *title*, *description*, *answers_aspect*, V_k), where V_k is the *relevant_node_ids* subset whose findings the section covers and *answers_aspect* records which aspect of the original user question the section answers. The availability index is what prevents proposing sections backed by too-thin evidence: if no node in a candidate V_k carries enough records, the section is dropped at this layer rather than padded with prose later.

Layer 2 — section planner. S section planners run sequentially, one per section. Each planner sees *only* the findings of its bound subgraph V_k , an evidence *index* restricted to that section $\{(m, \ell_m) : m \in \bigcup_{n_k \in V_k} \mathcal{E}_k\}$ (each ℓ_m already names an acceptance criterion of the section), and the already-completed plans of earlier-numbered sections (with

their $\llbracket m \rrbracket$ markers stripped, so prior citations cannot leak as inputs). Crucially, the planner does *not* see the verbatim quotes v_m at this layer, only the index. The sequential ordering is what enables cross-section deduplication: each section’s prompt instructs the planner to skip any insight semantically subsumed by a prior section. Its output is a list of *insights with bound evidence*: each insight is a tuple (*claim*, \mathcal{I} , *hint*) where $\mathcal{I} \subseteq \mathcal{E}_k$, $|\mathcal{I}| \in [2, 5]$, and *hint* is an optional *presentation_hint* $\in \{\text{table, list, comparison, narrative}\}$ that the writer may consult.

Layer 3 — section writer. S section writers run sequentially. Each writer receives the section spec, the planned insights with their bound evidence IDs, and the verbatim quotes v_m for those IDs only; all other records in \mathcal{E} are filtered out before the prompt is constructed. The writer also receives a tail of the previously written sections for narrative continuity, capped by a configurable character budget (default 15,000 characters; per-language ceilings of 20,000 for Chinese and 40,000 for English when raised); the citation markers in that tail are stripped, so the writer cannot re-cite evidence from earlier sections. The writer renders prose with $\llbracket m \rrbracket$ markers anchored to the bound evidence IDs.

Two citation safeguards. The pipeline guards against citation drift at two layers. *Information boundary*: the writer’s evidence input is restricted to the section’s bound subset, so $\llbracket m \rrbracket$ values for records outside that subset are unavailable at generation time. *Post-filter*: after generation, a deterministic regex filter strips any $\llbracket m \rrbracket$ whose m is not in $\bigcup_{(c, \mathcal{I}) \in \text{plan}_k} \mathcal{I}$, logging each removal for audit. The information boundary is the primary defence; the post-filter catches the rare case where a writer hallucinates a marker outside the visible set.

Evidence store insertion. \mathcal{E} is populated incrementally during the search loop, not at write time. Each reader output yields one or more records; two transformations are applied at insertion. *Local-to-global remapping* translates each reader’s per-page index into the global m -space used by the writer, so the same source page cited in different tasks receives a single canonical m . *URL deduplication* collapses multiple records sharing the same src_m into one entry while preserving the criterion-keyed verbatim quote v_m : a single source page yields multiple records only when the reader extracts evidence under several acceptance criteria, with each

record tagged by its own ℓ_m . Records enter \mathcal{E} without further LLM processing; this mechanical side-channel is what keeps the writer’s $\llbracket m \rrbracket$ resolvable to a verbatim quote at audit time.

X Termination Control

Termination is governed by the planner’s *finish()* action, together with a code-level convergence guard and a wall-clock soft deadline. The two conditions of §3.6 describe the ideal termination state; their enforcement is split across mechanical and prompt layers.

Convergence guard. A call to *finish()* signals the planner’s intent to terminate, but the system applies a guard before accepting it. The guard mechanically enforces the node-level condition $\forall n_i \in N_T : s_i^T \neq \text{UNKNOWN}$, i.e., every node must carry at least one finding. The edge-level condition is enforced at the prompt layer rather than the code layer: the planner is instructed to either explore each remaining *to-solve* edge or prune the node it targets via *propose_restructure()* with R_{prune} before calling *finish()*. In practice, stale *to-solve* edges typically target nodes that are themselves still *unknown*, and are therefore caught by the node-level guard as a side effect. When the guard fires, the call is rejected with a structured message listing each offending node (with its incoming edges for context), and the planner is required to either (i) dispatch additional search tasks targeting these nodes, or (ii) call *propose_restructure()* with *remove_node* (R_{prune}) for nodes whose accumulated evidence shows them irrelevant. The planner cannot bypass the guard; the response slot in the task graph is cleared and the loop continues until the condition holds or the soft deadline fires.

Soft deadline. A wall-clock soft deadline T_{max} (default 70 minutes; configurable via *SOFT_DEADLINE_MINUTES*) caps long-running queries. When it fires, two things happen. *First*, *add_task()* rejects any new search dispatch, returning the message “soft deadline reached: call *finish()* to write the report”. *Second*, the manager invokes *_enforce_soft_deadline*, which removes every remaining *unknown* node from G_t so that the next *finish()* call passes the convergence guard. The writing pipeline (§3.7) is then invoked on the resulting partial graph. An independent iteration cap *max_turn* (default 20 planning turns, with a hard ceiling at $3 \times \text{max_turn}$ total iterations) protects

against runaway loops in pathological cases that escape the wall-clock check.

Action exclusivity. The three planner actions *add_task()*, *propose_restructure()*, and *finish()* are mutually exclusive within a single planner turn: each must be issued in its own code block, with no other actions in the same block. The *add_task()* vs. *propose_restructure()* dichotomy implements the search/restructuring split of Eq. 13; *finish()* sits on top of both as a third exclusive option, applied only at the end of a turn and accepted only when the convergence guard passes.

XI Ablation Experiment Details

We report four ablations targeting the three regulatory loops of §1 plus the topological substrate that schema revision operates on, together with their full combination A_{full} . All ablations preserve the search interface, the Reader’s criterion-aligned extraction (Part A), the evidence store \mathcal{E} , and the three-layer writing pipeline (§3.7); modifications are confined to the cognitive layer defined in §3.2–§3.6. All variants run on the same 100 DeepResearch Bench queries with Config-27B and identical external dependencies (Serper, Jina Reader, identical sampling temperature), so that ablation differences attribute to the cognitive layer rather than the system substrate.

Table 9 delineates the precise boundary of each ablation, allowing reviewers to see at a glance which components are removed and which are preserved. Each subsection then provides the conceptual definition together with the rationale for any concomitant modifications.

XI.1 A_1 : Deviation feedback

A_1 removes the deviation signal δ_j^t (Definition 4) and the strategy router π (Eq. 4), forcing the planner to decide search directions from implicit reasoning over findings alone. Concretely, the Reader no longer emits CR-AAP scores or the Part-B *unexpected_insights*, the node-level quality profile \mathbf{q}_j^t is no longer aggregated, and the five-strategy table (EXPLOIT / VERIFY / PIVOT / EXPLORE / SUBSTITUTE) is removed from the planner prompt. The prompt-level removal is a necessary corollary: the strategy router π takes δ as input, and retaining the strategy table without the deviation signal would leave a dangling instruction that could spuriously activate strategies on absent input, contaminating the ablation’s semantics. All other

Component	A_1	A_2	A_3	A_4	A_{full}
<i>Cognitive layer</i>					
Deviation signal δ_j^t (CR/AAP/ ϕ/ψ)	×	✓	✓	✓	×
Strategy router $\pi : \mathcal{D} \rightarrow \mathcal{A}_{search}$	×	✓	✓	✓	×
State fusion \oplus_G (Manager LLM reinterpretation)	✓	✓	×	✓	×
KNOWN state transition	✓	✓	×	✓	×
Contradiction tuples / cross-node routing \mathcal{T}_k^{t+1}	✓	✓	×	✓	×
Restructure ops $\{R_{conc}, R_{pivot}, R_{correct}\}$	✓	×	✓	× [†]	×
Restructure ops $\{R_{aug}, R_{prune}\}$	✓	✓	✓	✓	✓
Edge set E_t exposed to planner	✓	✓	✓	×	×
hop_distance / discovery_dependency	✓	✓	✓	×	×
Upstream-neighbour context to searcher	✓	✓	✓	×	×
<i>Shared infrastructure (preserved across all ablations)</i>					
Searcher’s structured output with $\llbracket m \rrbracket$ citations	✓	✓	✓	✓	✓
Reader Part A with verbatim-quote constraint	✓	✓	✓	✓	✓
Evidence store \mathcal{E} and $\llbracket m \rrbracket$ traceability	✓	✓	✓	✓	✓
Three-layer writing pipeline	✓	✓	✓	✓	✓
Invariants I1 / I2	✓	✓	✓	✓	✓

Table 9: Component-level boundary of each ablation. ✓ preserved; × removed. †: A_4 restricts \mathcal{A}_{struct} as a logical consequence of substrate flattening rather than an additional ablation (see §XI.4).

mechanisms are preserved: \oplus_G still interprets findings against the current G_t , \mathcal{A}_{struct} remains complete, and the topology remains a graph.

XI.2 A_2 : Schema revision

A_2 restricts \mathcal{A}_{struct} from $\{R_{conc}, R_{aug}, R_{pivot}, R_{prune}, R_{correct}\}$ to $\{R_{aug}, R_{prune}\}$, the subset that existing systems can already realise through outline expansion and section pruning. R_{conc} (concretisation), R_{pivot} (axis rotation), and $R_{correct}$ (premise correction) are blocked at three levels (prompt documentation, API call, and runtime execution), so that even an attempted invocation by the planner is intercepted. The two-phase safety protocol (Appendix IV) and invariants **I1/I2** remain unchanged, and the rest of the cognitive graph (δ , \oplus_G , topology) is unaffected. Thus A_2 isolates the contribution of the three systematic restructuring operations beyond simple addition and removal.

XI.3 A_3 : Interpretive update

A_3 replaces the interpretive-update operator \oplus_G with text concatenation. One clarification is needed up front: **this does not mean node content becomes unstructured prose**. The Searcher’s output is itself shaped by its own prompt constraints into a coherent inquiry-centred answer that addresses each acceptance criterion in turn and carries $\llbracket m \rrbracket$ citation markers (see Figure 12 for the Searcher prompt). What A_3 removes is the Manager LLM’s *secondary reinterpretation* on top of this output. In

the regular update path, \oplus_G re-examines each finding in the context of G_t , classifying it against b_{ij}^t and f_j^t as criterion-satisfying, redundant, contradictory, or unexpected; recording contradictions as five-tuples; and routing cross-node material via \mathcal{T}_k^{t+1} . A_3 strips this prior-guided reinterpretation entirely, appending the Searcher’s already-organised output to the target node verbatim.

Because the downstream consumers of \oplus_G are removed alongside it, the cognitive state σ no longer has the basis for a transition to KNOWN. Nodes mechanically advance from UNKNOWN to PARTIAL on the first non-empty summary, and edge exhaustion becomes the sole termination signal. This is again a necessary corollary: the KNOWN judgement depends on the residual pending criteria that \oplus_G maintains, and without the secondary interpretation those residues cannot be updated; allowing the transition would let the state machine advance on inconsistent grounds. The graph topology, \mathcal{A}_{struct} , and the evidence store \mathcal{E} are unchanged.

XI.4 A_4 : Topological substrate

A_4 flattens the structural state $S_t = (N_t, E_t)$ from a graph to a parallel list of dimensions. The edge set E_t is no longer exposed to the planner, hop_distance and discovery_dependency are eliminated, and the Searcher receives no upstream-neighbour context. All LLM-visible prompts are stripped of graph, edge, upstream, downstream, and hop terminology and reframed in terms of “research dimen-

sions”, to avoid leaving conceptual residues that would mislead the planner after the substrate has changed.

Consistent with the substrate flattening, A_4 also restricts $\mathcal{A}_{\text{struct}}$ to $\{R_{\text{aug}}, R_{\text{prune}}\}$. This concomitant change is not an additional ablation but a logical consequence of the substrate change: R_{conc} subdivides a node into children with new edges, R_{pivot} rotates dependency direction between nodes, and R_{correct} propagates revisions along downstream subgraphs. All three are defined over graph structure and have neither conceptual grounding nor an executable target on a flat list. The Manager LLM and the deviation signal δ are unaffected: Γ still produces structured updates and CR-AAP still drives strategy selection. Thus A_4 isolates the contribution of graph topology as a representational substrate.

XI.5 A_{full} : All four mechanisms ablated

A_{full} stacks A_1 , A_2 , A_3 , and A_4 simultaneously. The result is a minimal system that dispatches parallel searches over a flat list, accumulates the Searcher’s output without secondary reinterpretation, decides next actions from the planner’s implicit reading of accumulated text, and admits only $R_{\text{aug}}/R_{\text{prune}}$ when restructuring. Both regulatory loops (deviation feedback and schema revision) and the entire structured cognitive layer are removed, leaving only the search, reading, and writing infrastructure.

A subtle interaction between two failure modes is worth noting in A_{full} . When run alone, A_3 contracts the external search ratio to $0.42\times$ baseline because the Manager no longer tracks pending criteria, leading the planner to underestimate uncovered gaps and terminate prematurely. When run alone, A_1 inflates the external search ratio to $1.31\times$ because the absence of deviation signals traps the planner in inefficient retries. When stacked, A_3 ’s premature termination preempts A_1 ’s deadlock tendency, yielding an intermediate ratio of $0.55\times$ and a 0% timeout rate. This complementary-failure pattern is discussed further in §5.

XII Case Study: Sovereign Wealth Investment (Query 53)

We trace one full assimilation/accommodation cycle on DeepResearch Bench query 53 (“Researching how the world’s wealthiest governments invest”) to make the three loops concrete on a single

trajectory. The query is illustrative because its first-round search exposes a textbook *concept-vs-entity* mismatch in the initial framing: the planner had assumed a single “wealthiest governments” node feeding two abstract dimension nodes, but the evidence actually co-locates by investing entity. The system recognises the mismatch, proposes R_{conc} , and after restructuring continues on a topology that compresses what would have been $4 \times 2 = 8$ task slots into 4 entity-focused investigations. Final RACE Overall is 0.578 (Insight 0.620), placing the query in the top quartile of VeriTrace’s English-language runs.

XII.1 Trajectory at a glance

The full trajectory comprises 9 planner iterations across 4 search turns, summarised in Table 10. The remainder of this appendix walks through three pivotal moments: the R_{conc} decision in §XII.2, the deviation-driven strategy routing in §XII.3, and the termination guard plus three-layer writing pipeline in §XII.4.

XII.2 Initial graph and the R_{conc} trigger

The Cognitive Graph Manager parses the query into four entities and three edges (Figure 6, left panel). e_1 (*start*) anchors the user question; e_2 is a placeholder for the wealthiest-governments list; e_3 asks how those governments *operate* their wealth; e_4 asks how they *allocate* assets. Edges $r_2: e_2 \rightarrow e_3$ and $r_3: e_2 \rightarrow e_4$ encode the planner’s prior assumption that two parallel dimensional investigations follow once e_2 is populated.

The planner’s first `add_task` call on r_1 targets e_2 with two core acceptance criteria; after the search executes and the Cognitive Graph Manager assimilates the response, e_2 carries 13 `discovered_items` indexed by global $\llbracket m \rrbracket$ refs, plus two Reader Part-B `unexpected_insights`. Figure 3 reproduces both the issued task and the resulting compiled graph state that the planner reads on the next turn.

After Round 1 on r_1 , the planner detects a structural rather than informational gap. The deviation profile shows e_2 accumulating 13 strong findings (GDP-leading top-10, SWF top-5, plus Reader Part-B `unexpected_insights` on state-level pensions exceeding national SWFs and foreign shell companies distorting GDP figures), while downstream dimensions would inherit none of the per-entity distribution they require; Reader pages consistently bundle “operating mechanism

Round 1: first task and resulting graph state

(a) Planner's first `add_task` on r_1 :

```
add_task(  
  node_name = "task_wealthiest_governments_definition_ranking",  
  cognitive_edge_id = "r1", cognitive_target_id = "e2",  
  task_type = "open",  
  core_criteria = [  
    "definition and indicators of governmental wealth",  
    "country/government wealth rankings and top 10",  
  ],  
  supplementary_criteria = [  
    "data-source institutions",  
    "consistency across indicators",  
    "composite assessment methods"],  
)
```

```
node_content = ""  
Goal: explore the definition of 'world's wealthiest  
governments' and the currently accepted ranking.  
Constraints: prefer 2023-2024 data; international  
organisations / academic / authoritative finance  
media. Do NOT presuppose a single canonical  
definition -- let the search reveal how the concept  
is operationalised in practice."""
```

(b) Cognitive graph state after Round 1 (compiled view, what the Planner reads next turn):

```
## Current Cognitive Graph State
```

```
**Structure type**: convergence
```

```
### Entity Nodes
```

```
- [START] User question (e1, hop=0)  
- [PARTIAL] Wealthiest governments list (e2, hop=1)  
  - Discovered items (top-GDP):  
    US [[1]], China [[1]], Germany [[2]], Japan [[2]],  
    UK [[7]], India [[6]], France [[2]], ...  
  - Discovered items (SWF-managers):  
    PBoC ($3.7T) [[16]], NBIM ($2.1T) [[17]],  
    SAFE ($1.95T) [[16]], GPIF ($1.88T) [[19]],  
    CIC (\$1.57T) [[17]]  
  - Cross-item insights:  
    - definitional split: GDP vs gov assets [[6]][[33]]  
    - top-3 SWFs control >50% of global SWF AUM [[18]]
```

```
- Unexpected (Reader Part-B):  
  - state pensions may exceed nat'l SWFs [[35]]  
  - shell companies distort GDP figures [[3]]  
- Quality: CR=3.6 AAP=3.7 finding=strong, unexpected=moderate  
- Supplementary pending: gov_balance_sheet_rankings
```

```
### To-solve inquiry goals
```

```
- e2 --operating_mechanism--> e3 (r2, 0/3)  
- e2 --asset_allocation--> e4 (r3, 0/3)
```

Figure 3: What the Planner sees at the start of Turn 2. (a) The first `add_task` dispatched on edge r_1 targets e_2 with two core acceptance criteria. (b) After the search executes and the Cognitive Graph Manager assimilates, e_2 carries 13 `discovered_items` indexed by global $[[m]]$ refs, plus two Reader Part-B `unexpected_insights`. This is the input on which the planner emits the reflection in Figure 4.

Turn (iter)	Planner action	Outcome / signal
0	parse G_0	4 nodes, 3 edges; e_2, e_3, e_4 UNKNOWN
1	add_task on r_1	42 URLs, 13 findings on e_2 ; $\overline{cr} = 3.6, \overline{aap} = 3.7, \text{find} = \text{strong}$
2 (r)	reflect, no code (Figure 4)	co-occurrence diagnosis on e_2 ; candidate ops $R_{\text{conc}} + R_{\text{pivot}}$ resolved to single R_{conc}
2 (a)	propose_restructure(R_{conc}) (Figure 5)	Phase 1: +4 nodes, +4 edges; cascade-remove e_3, e_4 ; violations = 0
3	4 parallel add_tasks on $r_{\text{dyn},1..4}$	all 4 nodes \rightarrow PARTIAL; $\pi = \text{EXPLOIT}$ on each
4–6	4 follow-ups (3 EXPLOIT, 1 PIVOT)	$e_{\text{dyn},k} \rightarrow \text{KNOWN}$; task_gov_fiscal_health_ranking writes back to e_2 via \mathcal{T}_2^{t+1}
7	termination reflection (Figure 8) \rightarrow finish()	G_T : 6 nodes, 594 evidence records, 103 unique $[[m]]$
8	writing pipeline (3 layers)	8 sections, 52 insights, 25K-char report

Table 10: Query 53 trajectory. Each row is one planner iteration; Turn 2 is split into reflect (R) and act (A) sub-iterations to surface the two-step pattern. Figure cross-references in the planner-action column point to the verbatim reasoning logs shown in this appendix. Source: run log q053_parallel_*.log.

+ asset allocation” by investing entity rather than by dimension. Rather than searching, the planner emits its full deviation analysis as a thinking-only iteration with no executable code (Figure 4), identifying two candidate operators, R_{conc} (concretise e_2) and R_{pivot} (rotate the dimension-vs-entity axis), and resolving that R_{conc} with bundled core_criteria already subsumes R_{pivot} , so a single operator suffices.

On the next iteration the planner commits this analysis to a structured `propose_restructure` call. The Manager’s evaluation independently echoes the same dual-operator framing (“concretisation plus axis rotation”), and its Phase 1 edits are reproduced verbatim from the log. Figure 5 also shows the four parallel `add_task` calls dispatched immediately after the restructure, so the reader can see what the new topology turns into operationally.

The before/after structural change is visualised in Figure 6: e_3 and e_4 are cascade-removed, four entity-focused nodes $e_{\text{dyn},1..4}$ branch from e_2 , and the bundled criteria of the deleted edges are inherited by each new edge.

XII.3 Deviation signal, strategy router, next task

After restructuring, the four entity-focused tasks run in parallel. We zoom into `task_nbim_investment_profile` to make the deviation-to-strategy chain concrete. A representative high-quality page (NBIM’s own Government Pension Fund Global annual report) scores $(c, r, \alpha, \beta, \rho) = (4, 4, 5, 4, 3)$, yielding via Eq. 16–17 the page-level composites $\text{cr}_m = 4.00$ and $\text{aap}_m = 4.15$. Aggregating across the 13 pages of the task gives the node profile $(\overline{\text{cr}}_{\text{dyn},1}, \overline{\text{aap}}_{\text{dyn},1}) = (3.9, 4.4)$ with `finding_strength=strong` and no accessi-

bility barriers. The strategy router π then evaluates the predicates of Eq. 4 in priority order; Figure 7 traces the full Likert-to-composite-to-decision chain.

The strategy router’s choice materialises as the following `add_task` call:

```
add_task(node_name = "task_nbim_esg_thresholds",
cognitive_edge_id = "r_dyn_1",
  ↪ cognitive_target_id = "e_dyn_1",
task_type = "specified",
specified_source = "NBIM official exclusion
  ↪ guidelines",
core_criteria = ["ESG exclusion quantitative
  ↪ thresholds"],
supplementary_criteria = ["review process and
  ↪ decision mechanism"],
node_content = ""Find specific quantitative
  ↪ thresholds in
NBIM ethical screening: coal-revenue %,
  ↪ nuclear/weapons
revenue red lines, environmental/human-rights
  ↪ triggers
requiring committee review.""")
```

Note the `task_type="specified"` field and the named source: this is what EXPLOIT (*narrow within the same source family*) compiles to mechanically.

The same procedure on the other three new nodes yields three further EXPLOIT-class follow-ups. On e_2 , where Reader Part-B flagged a missing fiscal-health dimension, the planner instead routes to PIVOT and creates `task_gov_fiscal_health_ranking`, which writes back to e_2 via cross-node routing \mathcal{T}_2^{t+1} (Definition 2). A single $(\overline{\text{cr}}, \overline{\text{aap}}, \phi, \psi)$ tuple per node thus yields four different next-task templates across four nodes in the same turn: the deviation signal is an active selector, not a passive monitor.

At convergence the same selector mechanism flips polarity: rather than triggering exploit/pivot, it triggers termination. After 4 entity-focused tasks plus 4 follow-ups (3 EXPLOIT, 1 PIVOT), all 5 entity nodes reach PARTIAL or KNOWN, but Searcher feedback continues to flag `can_improve=True`

Planner reflection on round-1 findings (verbatim from log, translated)

Findings review:

```
e2 now contains substantive findings:  
- definitional split: GDP vs gov assets  
- GDP top-10 (US, CN, DE, JP, UK, ...)  
- SWF top-5 (PBoC, NBIM, SAFE, GPIF, CIC)  
- unexpected_insights (Reader Part-B):  
  * state pensions may exceed nat'l SWFs  
  * shell companies distort GDP figures
```

Downstream impact and concretisation:

```
- r2 (op-mechanism): per-entity inquiry,  
  info lives in different sources.  
- r3 (asset-allocation): per-entity too.
```

Conclusion: e2 should be concretised.

Two classes:

```
(1) GDP-leading economies (~10)  
(2) SWF managers (~5-6, e.g. China)  
=> integrate to ~8-10 investing subjects.
```

Axis-rotation diagnosis:

```
r2/r3 info co-occurs BY SUBJECT,  
not by dimension. Reports on NBIM  
cover both operation AND allocation;  
no single source covers all subjects  
on one dimension.  
=> fold r2/r3 criteria into each  
  subject's inquiry, avoid N x M.
```

Restructure decision:

```
op_type = R_conc + R_pivot  
=> R_conc with bundled core_criteria  
  absorbs the rotation; one operator  
  suffices for this state.
```

Figure 4: The planner's free-form deviation analysis on the round-1 findings, emitted as a thinking-only iteration with no executable code. Reader Part-B unexpected_insights feed into the diagnosis alongside Part-A acceptance criteria. The planner identifies two candidate operators (R_{conc} and R_{pivot}) and resolves that one absorbs the other under bundled core_criteria. The structured propose_restructure call follows on the next iteration (Figure 5).

R_{conc} execution on e_2 and Turn 3 dispatch (verbatim from log)

Planner intent (op_type= R_{conc}):

```
"world's wealthiest governments" actually appears as two
classes of subject: (1) top-GDP economies and (2) sovereign
wealth managers (Norway NBIM \($2.1T, China PBoC/SAFE/CIC
\($7.2T, Japan GPIF \($1.9T). The two downstream dimensions
co-occur by subject, not by dimension. Concretise  $e_2$  into
4 subject nodes; fold  $r_2/r_3$  criteria into each subject's
inquiry, collapsing  $4 \times 2 = 8$  prospective tasks into 4.
```

Manager Phase 1 edits (added=4, removed=2, violations=0):

```
+ add_node e_dyn_1 Norway NBIM (\$2.1T)
+ add_node e_dyn_2 China SWF system (PBoC/SAFE/CIC, \$7.2T)
+ add_node e_dyn_3 Japan GPIF (\$1.9T)
+ add_node e_dyn_4 US Federal investment system
+ add_edge r_dyn_1 .. r_dyn_4 (e2 -> e_dyn_k)
- remove_node e3 (cascade: r2)
- remove_node e4 (cascade: r3)

protected = {e1, e2} (N_user)
preserved = f_2^t (I1: 13 findings on e2 untouched)
```

Manager evaluation:

```
"Search has identified four primary investing subjects;
```

```
downstream dimensions co-occur by subject. Concretisation
plus axis rotation into 4 focused tasks is a reasonable
cognitive-graph evolution."
```

Aftermath: Turn 3 dispatches 4 parallel tasks (one per new entity):

```
add_task(node_name = "task_nbim_investment_profile",
cognitive_target_id = "e_dyn_1", task_type = "open",
core_criteria = [
    "fund size and AUM trajectory",
    "operating mechanism (mandate, governance)",
    "asset allocation by class and geography"],
...)

add_task(node_name = "task_china_swf_investment_profile",
cognitive_target_id = "e_dyn_2", task_type = "open",
core_criteria = [
    "PBoC/SAFE/CIC division of labour",
    "operating mechanism per entity",
    "asset allocation per entity"],
...)

# (+ task_gpif_investment_profile, task_us_federal_investment_profile)
```

Figure 5: The complete R_{conc} trace from the run log, plus the four parallel `add_tasks` the planner dispatches on the next turn. Acceptance criteria of the deleted dimension nodes are folded into each new edge's `core_criteria`, so each $e_{\text{dyn},k}$ inherits both "operating mechanism" and "asset allocation" as bundled inquiry. Phase 2 reachability check passes with no orphans.

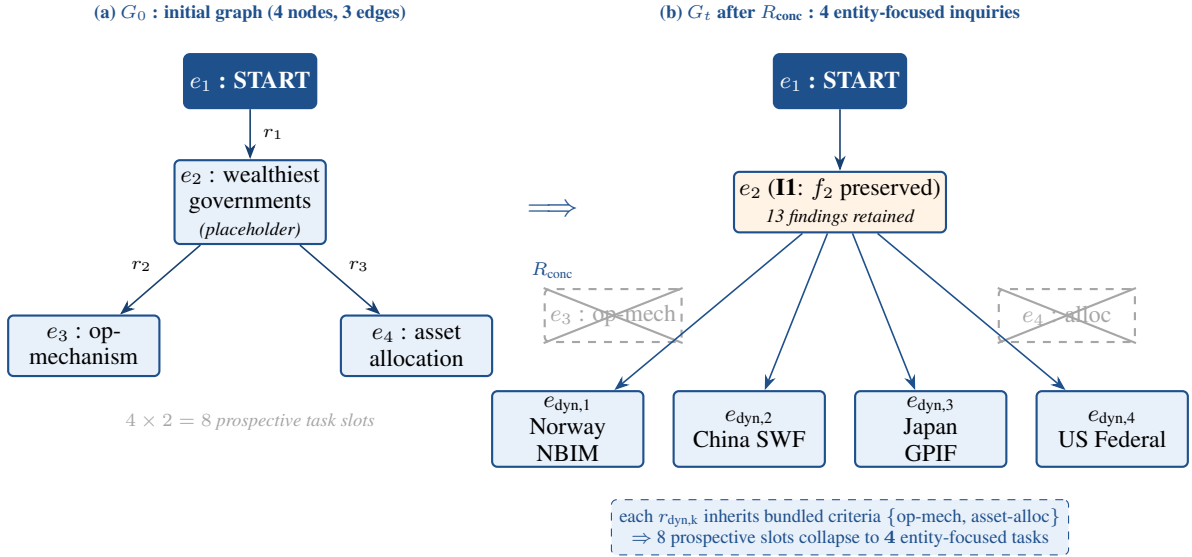


Figure 6: Cognitive graph before (a) and after (b) R_{conc} on query 53. Findings on e_2 are preserved (**II**); e_3, e_4 are cascade-removed because their inquiry criteria fold into the new entity-focused edges, turning $4 \times 2 = 8$ prospective task slots into 4.

on each remaining edge. The planner’s termination reflection (Figure 8) then partitions the residual gaps into search-recoverable and structurally-unrecoverable categories, and emits `finish()` on the basis of the latter rather than continuing to expend budget on signals that further search cannot close.

Termination reasoning (verbatim log)

Termination check:

```

- 0 UNKNOWN nodes; all 5 entity nodes
(e1, e2, e_dyn_1..4) PARTIAL or KNOWN.
- 4 investigating edges at 2/3 attempts;
Searcher feedback still flags
can_improve=True on every edge.

```

Capability-boundary diagnosis:

```

r1 (gov fiscal-health rankings):
structural absence: IMF and World Bank
hold the data but publish no unified
ranking.

r_dyn_1 (NBIM coal-revenue threshold):
disclosure form: NBIM exclusion is
qualitative, not quantitative.

r_dyn_2 (IMF submission technical channel):
sensitivity: API/FTP specs kept private.

r_dyn_3 (GPIF voting-against trigger):
access barrier: deep PDF content beyond
Searcher's page_limit.

```

Decision:

```

Residual gaps are structural / disclosure
/ sensitivity / access barriers, not
search-strategy failures. Further search
would inflate cost without raising recall.
=> emit finish().

```

Figure 8: Planner reasoning at the convergence guard. The deviation profile distinguishes search-recoverable gaps from gaps that further search cannot close (structural absence, disclosure form, sensitivity, access barriers), allowing the planner to emit `finish()` rather than continuing to expend budget against `can_improve=True` signals.

XII.4 Three writing layers on a 6-node graph

On termination G_T has 6 nodes, 594 evidence records in \mathcal{E} , and 103 unique global $\llbracket m \rrbracket$ refs. The three-layer pipeline narrows information access in lockstep with decision authority (Figure 9). *Layer 1 (OutlinePlanner)* sees the full graph but only finding summaries (no quotes) and the per-node evidence-availability index, and emits an outline of 8 sections each bound to a node subset V_k (e.g. $V_7 = \{e_{\text{dyn},1}, e_{\text{dyn},3}, e_2\}$ for the governance-evolution section). *Layer 2 (SectionPlanner)* runs sequentially across §1–§8; each planner sees only its section’s evidence index $\{(m, \ell_m)\}$ restricted to $\bigcup_{n_k \in V_k} \mathcal{E}_k$, and returns insights as $(\text{claim}, \mathcal{I}, \text{hint})$ tuples with $|\mathcal{I}| \in [2, 5]$ (52 insights total on this run). On §7, the planner attempted to bind ref $\llbracket 64 \rrbracket$ to an insight on Norway’s exclusion-decision pause; the post-filter caught that $\llbracket 64 \rrbracket$ was outside \mathcal{E}_7 and stripped it before the insight reached the writer (logged verbatim as [SectionPlanner] Removed invalid evidence refs {64}). *Layer 3 (SectionWriter)* runs sequentially with each writer seeing only the verbatim quotes v_m for its section’s

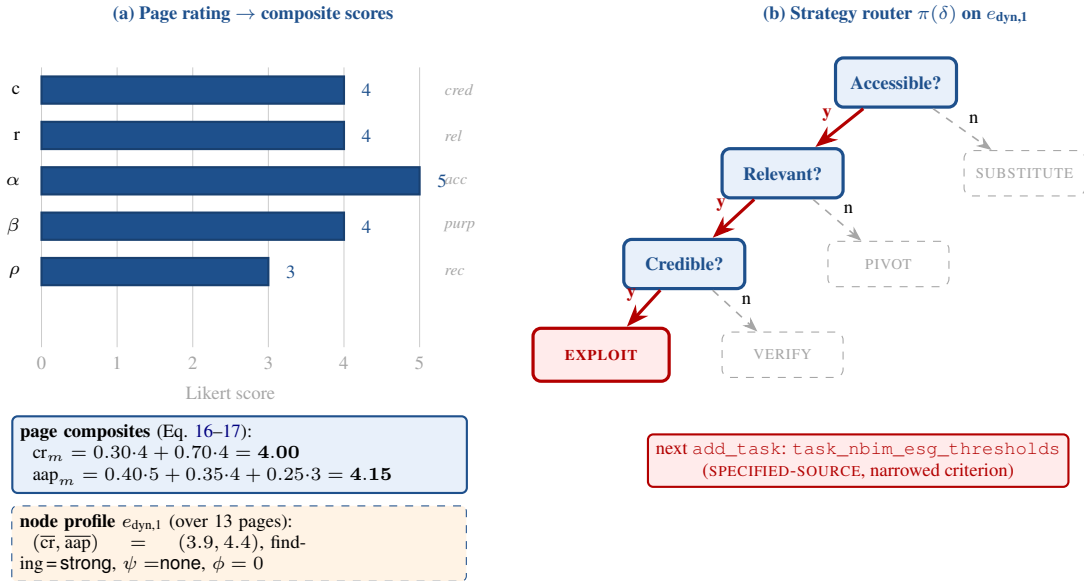


Figure 7: From a Reader page rating to a strategy choice on $e_{\text{dyn},1}$. The path Accessible-yes \rightarrow Rel-yes \rightarrow Cred-yes selects EXPLOIT, which routes the next `add_task` to a narrowed sub-criterion within the same source family.

bound \mathcal{L} .

One paragraph from §2 reads (translated): “NBIM’s exclusion guidelines specify that companies with more than 30% of revenue from thermal-coal extraction are subject to product-based exclusion [19]; the same threshold applies to thermal-coal-fired power generation [19] [27], with conduct-based exclusion further triggered by serious environmental damage or systematic human-rights violations [21].” All three $[m]$ markers resolve to NBIM’s own *Observation and Exclusion Guidelines* document and a Norwegian Ministry of Finance regulation, both retrieved on the EXPLOIT-routed follow-up of the previous subsection. The chain is therefore traceable end-to-end: Reader Part-A’s verbatim quote \rightarrow \mathcal{E} insertion \rightarrow SectionPlanner binding \rightarrow SectionWriter rendering \rightarrow post-filter audit.

XII.5 Why this case demonstrates all three loops

The trajectory exhibits all three loops in a single cycle. *Interpretive update* made the diagnosis possible: e_2 ’s `discovered_items` list and the per-item co-occurrence pattern are state recorded by Γ , not facts re-derived on each turn; Reader Part-B `unexpected_insights` (state pensions, shell-company GDP distortion) entered the planner’s reflection alongside Part-A acceptance criteria. *Deviation feedback* stopped the planner from grinding on r_2/r_3 : the deviation profile carried both “strong” findings on the placeholder *and* the absence of any

per-entity distribution that downstream dimensions would have needed, exposing a structural rather than informational gap. *Schema revision* converted the diagnosis into action: R_{conc} rewrote topology while preserving f_2 untouched, and the new topology compressed eight prospective tasks into four entity-focused investigations that all closed within one round each.

Deviation feedback manifests at both ends of this trajectory in opposite modes. At R_{conc} the typed deviation profile triggers a structural revision (Figure 4). At `finish()` the same profile distinguishes search-recoverable gaps from unrecoverable ones (structural absence, disclosure form, sensitivity, access barriers; Figure 8), stopping the search rather than continuing on `can_improve=True` signals. The corresponding ablations on this query show A_3 failing the trigger entirely (no `discovered_items` for the planner to read off) and A_2 running the original $4 \times 2 = 8$ -task topology to budget exhaustion. This failure-mode contrast drives the $-4.75/-5.18$ pp gap on the accommodation-sensitive subset (Table 6).

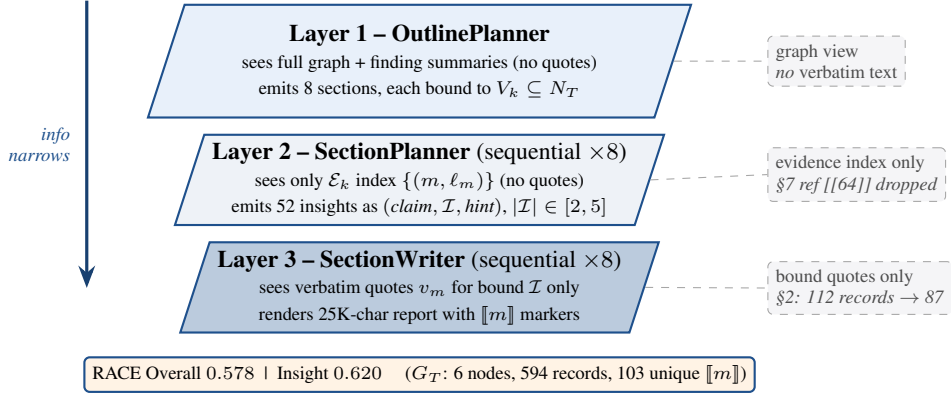


Figure 9: Three-layer writing pipeline on query 53. Information access narrows in lockstep with decision authority: Layer 1 sees the graph but no quotes; Layer 2 sees the section’s evidence index but no quotes; Layer 3 sees the bound quotes only.

XIII Use of Large Language Models

We use large language models in two distinct roles. *As components of the system under study*, LLMs serve as the planner, searcher, reader, prefilter, writer, and cognitive graph manager agents within VeriTrace. Per-role backbone assignments and per-configuration details are reported in Table 1, Appendix VII, and Appendix XV.

As writing and presentation assistants, the authors used LLMs in several auxiliary capacities: grammar polishing, table formatting, and sentence-level rephrasing in the manuscript; drafting and debugging code for the implementation; and assisting with figure generation, which the authors then reviewed and edited. All technical claims, methodological designs, derivations, and experimental analyses were authored and verified by human authors; no LLM-generated text or code was incorporated without verification against the underlying experiments, and no LLM was used to ideate the metacognitive framework or its theoretical motivation.

XIV Cost Analysis

End-to-end cost decomposes naturally over VeriTrace’s four agent roles and the three writing layers. We report per-query consumption and US-dollar cost computed by applying Alibaba Cloud Bailian per-model rates (Table 11) to the per-model token breakdown released in `evidence/*.json’s usage_stats`. Tokens reflect prefill plus decode; input and output tokens are priced separately. CNY rates are converted to USD at the May 2026 spot rate of **7.2 CNY/USD**.

Model	¥in/M	¥out/M	\$in/M	\$out/M
Q3.5-35B-A3B	0.4	3.2	0.056	0.444
Q3.5-27B	0.6	4.8	0.083	0.667
Q3.5-Plus	0.8	4.8	0.111	0.667
Q3.5-122B-A10B	0.8	6.4	0.111	0.889
Q3.6-Plus	2.0	12.0	0.278	1.667
DSv4-Flash	1.0	2.0	0.139	0.278
DSv4-Pro	12.0	24.0	1.667	3.333

Table 11: Per-token rates (per 1M tokens). Source: Alibaba Cloud Bailian public pricing, regular (non-cached) rates as of May 2026. USD column uses 7.2 CNY/USD. Q = Qwen, DSv4 = DeepSeek-V4. Cached-input rates (¥1/M for DSv4-Pro, ¥0.2/M for DSv4-Flash) are ignored here for conservative reporting.

Cost composition for Config-DeepSeek. Of the \$1.96 per-query cost, the DSv4-Pro path (Planner, Searcher, and Writer) contributes \$1.73 (88%, \$1.33 input + \$0.40 output), and the DSv4-Flash path (Cognitive Graph Manager, Reader, and PreFilter) contributes \$0.23 (12%). The input-dominated cost profile (75% input vs 25% output) reflects the fact that Planner and Searcher repeatedly re-prompt the same cognitive graph context across multi-turn search dialogues. Enabling Bailian’s cached-input rate (¥1/M for DSv4-Pro, a 12 \times discount on cached prefixes) would reduce overall input cost by approximately 50–80% in practice (depending on prefix reuse), lowering the realised per-query cost to roughly \$0.7–\$1.2.

Config	LLM/q	in (K/q)	out (K/q)	Search/q	Wall/q (min)	\$in/q	\$out/q	Total \$/q (¥)
Config-3B	260	2261	1391	57.05	45.80	0.127	0.618	0.74 (¥5.35)
Config-27B	212	1592	1106	47.31	57.41	0.112	0.521	0.63 (¥4.56)
Config-Plus	264	2224	1348	59.45	64.78	0.284	1.102	1.39 (¥9.98)
Config-DeepSeek	225	1750	461	46.59	40.61	1.461	0.495	1.96 (¥14.08)

Table 12: Per-query cost across configurations (means over 99–100 queries’ `usage_stats`; rates from Table 11). Config-DeepSeek uses DSv4-Pro for the Planner, Searcher, and Writer, and DSv4-Flash for the Cognitive Graph Manager, Reader, and PreFilter. Although DSv4-Pro is the most expensive component ($15\times$ Q3.6-Plus’s input rate, $2\times$ output rate), the per-query cost stays moderate because DSv4-Flash handles the high-volume Manager/Reader/PreFilter roles.

XV Reproducibility Checklist

We summarise every artefact and configuration parameter required to reproduce the results in this paper. All numbered items are released with the code repository unless marked otherwise.

Component	Specification
<i>Models and APIs</i>	
Config-3B (all roles)	Qwen3.5-35B-A3B (3B active / 35B total)
Config-27B	Planner/Searcher/Writer: Qwen3.5-27B (dense); Reader/PreFilter: Qwen3.5-35B-A3B
Config-Plus	Planner/Searcher/CGM: Qwen3.5-Plus (17B/397B); PreFilter: Qwen3.5-35B-A3B; Reader: Qwen3.5-122B-A10B (10B active); Writer: Qwen3.6-Plus (17B/397B)
Config-DeepSeek	Planner/Searcher/Writer: DeepSeek-V4-Pro (49B active / 1.6T total); Reader/Pre-Filter/CGM: DeepSeek-V4-Flash
LLM judge for RACE	Gemini 2.5 Pro (gemini-2.5-pro, Vertex AI)
LLM judge for DeepConsult	Gemini 2.5 Pro (gemini-2.5-pro, Vertex AI)
Search engine	Serper Google API (SERPER_API_KEY)
Page-content retrieval	Jina Reader (r.jina.ai); PDF/Excel/CSV via dedicated parsers
<i>Hyperparameters fixed across all runs</i>	
τ_h (Rel/Cred threshold)	3.5 (between Likert “adequate” and “good”); Appendix VI
τ_l (low-quality threshold)	2.5; gates structural escalation
τ_ψ (unexpected threshold)	“moderate or stronger” on the 4-level ordinal; gates the UNEX predicate
K (max attempts per edge)	3; Definition 3, Appendix III
T_{\max} (soft deadline)	70 wall-clock minutes (SOFT_DEADLINE_MINUTES); independent iteration cap max_turn= 20 with 3 \times hard ceiling; Appendix X
Quality-profile cap	50 most-recent records per node; Appendix III
Phase 2 orphan-repair rounds	≤ 5 before rollback; Appendix IV
SectionPlanner $ Z $	[2, 5] ref-ids per insight
SectionWriter context window	default 15K-character tail (PREVIOUS_TEXT_MAX_CHARS); per-language ceilings 20K (CN) / 40K (EN); Appendix IX
Reader verbatim quote length	200–500 characters per finding
<i>Datasets and protocols</i>	
DeepResearch Bench	100 queries (CN+EN), official RACE pipeline; Du et al. (2025)
DeepConsult	102 queries; OpenAI DR reference reports as bundled in the DeepConsult release (Lim et al., 2025); judge: Gemini 2.5 Pro

Table 13: Reproducibility checklist.

XVI Loop Comparison Across Deep Research Systems

The three loops introduced in §1 (*interpretive update*, *deviation feedback*, and *schema revision*) are not VeriTrace-specific design preferences but properties that, in our analysis, support a calibrated and evolving model of the task across long search horizons. Table 15 compares VeriTrace against the three open-source baselines along these three axes.

XVII DeepConsult Win/Tie/Loss Evaluation

We present per-dimension Win/Tie/Loss rates following the LLM-judged DeepConsult protocol (Lim et al., 2025) (Gemini 2.5 Pro, 102 queries), using the same evaluation pipeline as Table 4. Each row compares VeriTrace (Config-27B) against one of the baselines with respect to the OpenAI Deep Research reference report. Baseline numbers are taken directly from their respective generated evaluation files, while the VeriTrace results are obtained from its corresponding evaluation bundle, as summarized in Table 14.

Dim.	System	Win%	Tie%	Lose%	Avg.	NWR
Instr. Follow.	Enterprise-DR	53.9	20.6	25.5	4.89	0.679
	FS-Researcher	69.6	8.8	21.6	5.37	0.763
	WebWeaver	67.6	17.6	14.7	5.72	0.821
	VeriTrace	73.5	15.7	10.8	6.00	0.872
Comprehens.	Enterprise-DR	71.6	13.7	14.7	6.56	0.829
	FS-Researcher	77.5	3.9	18.6	6.78	0.806
	WebWeaver	90.2	5.9	3.9	7.76	0.958
	VeriTrace	90.2	5.9	3.9	7.31	0.958
Completeness	Enterprise-DR	73.5	12.8	13.7	7.24	0.843
	FS-Researcher	80.4	7.8	11.8	7.72	0.872
	WebWeaver	85.3	8.8	5.9	8.22	0.936
	VeriTrace	98.0	1.0	1.0	8.62	0.990
Writing Quality	Enterprise-DR	59.8	17.6	22.6	5.76	0.726
	FS-Researcher	63.7	14.7	21.6	6.10	0.747
	WebWeaver	57.8	19.6	22.6	5.56	0.720
	VeriTrace	62.8	13.7	23.5	5.85	0.727
Overall	Enterprise-DR	64.7	16.2	19.1	6.11	0.769
	FS-Researcher	72.8	8.8	18.4	6.49	0.797
	WebWeaver	75.2	13.0	11.8	6.81	0.859
	VeriTrace	81.1	9.1	9.8	6.94	0.887

Table 14: Per-dimension DeepConsult results under the matched Qwen3.5-27B backbone (102 queries; judge: gemini-2.5-pro). Win/Tie/Lose are percentages; Avg. is the 0–10 score, with 5 denoting a tie. Dimension-level NWR is computed as $\frac{\text{Win}}{\text{Win}+\text{Lose}}$, excluding ties; Overall NWR is the arithmetic mean of the four dimension-level NWRs rather than a pooled win rate. Bold indicates the best result within each dimension. VeriTrace achieves the best Overall NWR and leads on Instruction Following and Completeness; in Comprehensiveness, it ties WW on Win/Tie/Lose/NWR but has a lower Avg. by 0.45 points. Writing Quality is the only dimension where FS-Researcher leads on Win% and Avg.

System	Interpretive update	Deviation feedback	Schema revision
VeriTrace (ours)	✓ Each finding is interpreted against the concept’s current state: classified against the target concept’s current criteria and accumulated evidence, not in isolation, and the result is written back to that concept’s resolution state s_j and residual criteria, so the system tracks how far each concept is resolved and re-targets search at the specific criteria it still leaves unsatisfied (Γ , §3.3, App. III).	✓ Before each search the planner declares what the concept expects to obtain; the outcome is scored against that expectation into a typed deviation signal, which routes the planner to a matching correction strategy rather than an undifferentiated retry (§3.4, App. VI).	✓ When accumulated feedback shows the framing itself diverges from reality, structural operators rewrite concepts and their relations while evidence is preserved (invariant I1), and the revised framing in turn reshapes the plan, so the agent escapes its initial framing ($R_{\text{conc}}/R_{\text{pivot}}/R_{\text{correct}}$, App. IV).
WebWeaver (Li et al., 2025b)	✗ Evidence updates the report outline without being interpreted against any concept’s current state, and the outline carries no per-concept resolution state, let alone its unsatisfied criteria; the system tells only whether the outline looks complete, not how far each concept is resolved.	✗ The planner only judges whether evidence is sufficient for a comprehensive outline; with no per-search declared expectation, outcomes are never scored into a typed deviation, and missing evidence triggers more search rather than a matching correction strategy.	✗ The report outline is continuously restructured, but on report sections, not an explicit concept structure: structural revision is left to the LLM’s implicit reasoning, with no operator that rewrites concepts and their inquiry relations while preserving evidence. Our A_2 ablation shows implicit reasoning alone is insufficient for such restructuring on harder queries (§5.2).
FS-Researcher (Zhu et al., 2026)	✗ Evidence is filed into a topic-organised knowledge base without being interpreted against any concept’s current state. Its only criteria are a static, task-level acceptance checklist (files present, format, coverage), not per-concept criteria that track what each concept still owes; so the system cannot tell how far any individual concept is resolved.	✗ The Context Builder decides whether to keep searching from a coarse sense that information is still missing; it declares no per-search expectation and scores no outcome into a typed deviation, so a shortfall triggers another undifferentiated browsing round, not a matching correction strategy.	✗ Todos and files can be added or reordered, but the concept structure of its knowledge is never restructured when the framing diverges from reality; revision stays at the task/file level, not the concept structure.
Enterprise-DR (Prabhakar et al., 2025)	✗ Reflection detects gaps and contradictions, but only over a global running summary with no explicit per-concept resolution state; these judgements stay at the summary level and never become an update to how far any individual concept is resolved, so the system stops when the summary looks complete rather than when each concept is actually resolved.	✗ Reflection detects knowledge gaps in prose, but without a per-search declared expectation it cannot type the deviation or route a matching strategy; missing information triggers more search, not targeted correction.	✗ Reflection re-plans a flat todo list, but the initial conceptual framing is never structurally rewritten when the framing diverges from reality; it cannot escape a wrong frame.

Table 15: Loop feature matrix: each deep research system against the three loops of VeriTrace. ✓: realised as an explicit, typed mechanism; ✗: absent or left to the LLM’s implicit reasoning. The empirical consequences of each loop are isolated by ablations **A1** (deviation feedback), **A2** (schema revision), and **A3** (interpretive update) in Table 5.

XVIII Full Prompt Library

Simple-mode summary. For readers who want a one-line view of each agent role before reading the verbatim prompts, the twelve roles are summarised in Table 16. The full prompts (with the `{var}` placeholders that the system substitutes at runtime) follow in Figure 10, 11, 12, 13, and 14.

The five figures reproduce a simplified skeleton of each prompt: the complete control-flow logic is shown, while few-shot examples and verbose error-handling fragments (roughly 60% of total prompt length) are omitted for space. The full prompts will be released with the code upon publication.

Role	One-line job
<i>Search-side roles</i>	
1. Planner	Reads the cognitive graph, picks one of {add_task, propose_restructure, finish}.
2. CGM (parse mode)	Turns the user question into the initial concept-level cognitive graph G_0 .
3. CGM (update mode)	Implements Γ (App. III): classifies each finding as <i>criterion-satisfying</i> , <i>redundant</i> , <i>contradictory</i> , or <i>unexpected</i> .
4. Searcher	Runs <code>web_search</code> / <code>multi_search</code> / <code>select_pages</code> ; emits [[m]]-cited synthesis.
5. PreFilter	Drops only off-topic or duplicate results; permissive by design.
6. Reader	Extracts criterion-tagged findings with mandatory verbatim quotes (Part A) plus unexpected insights (Part B).
<i>Verification + writing-side roles</i>	
7. Evidence Verifier	Gate before \mathcal{E} : rejects or corrects answers not supported by the verbatim quote.
8. OutlinePlanner	Layer 1: decides S sections and the node subset $V_k \subseteq N_T$ each section covers.
9. SectionPlanner	Layer 2: emits (<i>claim</i> , \mathcal{I}) insight pairs with $ \mathcal{I} \in [2, 5]$ from \mathcal{E}_k .
10. SectionWriter	Layer 3: writes one section at a time; only sees \mathcal{E}_k ; [[m]] markers are post-filtered against bound evidence.
<i>Restructuring (App. IV)</i>	
11. Phase 1 (surgical)	Applies $R_k \in \mathcal{A}_{\text{struct}}$ on the modifiable subgraph; refuses under a multi-criterion rubric (e.g., N_{user} deletion, weak rationale, aggregation-only nodes).
12. Phase 2 (orphan repair)	Reattaches orphans via BFS up to five rounds; rolls back to \tilde{G}_t otherwise.

Table 16: One-line summary of the twelve VeriTrace agent prompts. Full text is reproduced in Figure 10, 11, 12, 13, and 14; placeholders {var} are substituted at runtime.

VeriTrace agent prompts — Planner and Cognitive Graph Manager

1. Planner (CodeAct) (*core/react_prompt.py*)

You are a search planner managing search tasks on a cognitive graph. Your goal is to progressively build a knowledge graph to answer complex questions.

Core Principle

Your sole mission is to fully and thoroughly answer the user's original question. When findings or unexpected_discoveries reveal important content the user did not anticipate (background factors, new research directions, specific source types), actively follow those discoveries and dig deeper. The cognitive graph externalises your current understanding -- it shows what you know, what you don't know, and what to search next.

Role Definition

You are the Architect of the search process. You do not search the web directly; you maintain a graph object whose nodes are search tasks and whose edges are dependencies. You iteratively expand the graph until all cognitive-graph edges are explored or removed.

Capability boundary (Searcher can ONLY ...)

1. Search the public web; 2. Read publicly accessible pages and PDFs. The Searcher CANNOT: download files, perform page interactions (clicks/forms/downloads), extract large structured datasets, access paywalled or login-gated content, or call arbitrary APIs.

Information-flow boundary

The cognitive graph is YOUR private workspace. The Searcher automatically receives the direct parent node's findings as background, but cannot see the full graph. Cognitive-graph content is ONLY updated through search results.

API (sandboxed)

```
add_task(node_name, node_content, task_objective, attention_notes,
         is_verification, cognitive_edge_id, cognitive_target_id,
         task_type, specified_source, core_criteria, supplementary_criteria)
         # assimilation: dispatch a search task
propose_restructure(op_type, reasoning)
         # accommodation: R_k in A_struct
finish()
         # termination: subject to convergence guard
```

Strategy selection (consume the deviation signal delta_j)

```
exploit | verify | substitute | pivot | explore -- selected by pi(delta).
```

Figure 10: VeriTrace agent prompts (1/5): Planner (CodeAct). Continued in Figure 11, 12, 13, and 14.

VeriTrace agent prompts — Cognitive Graph Manager

2. Cognitive Graph Manager — parse mode (*cognitive_graph_manager.py*)

You are a cognitive-graph parsing expert. Parse the user's question into a concept-level cognitive graph -- extract research dimensions and conceptual relationships, rather than predicting specific entities.

Output schema (JSON):

```
{
  "thinking_summary": "...",
  "entities": [{"id": "e1", "name": "...", "type": "start|placeholder",
    "cognitive_state": "START|UNKNOWN", "type_constraint": "...",
    "condition_constraints": [...], "hop_distance": int,
    "discovery_dependency": "e_<src>"}],
  "relations": [{"id": "r1", "source": "e_i", "target": "e_j", "type": "...",
    "inquiry_goal": "a searchable question",
    "state": "to_solve", "task_type": "open|specified",
    "specified_source": null|"..."}],
  "structure": {"type": "serial|parallel|convergence|mixed",
    "parallel_chains": [...], "convergence_nodes": [...]}
}
```

3. Cognitive Graph Manager — update mode (§3.3, Γ) (*cognitive_graph_manager.py*)

You are a Cognitive Graph Update Expert. Given the Searcher's response and the current graph G_t , perform a four-step update on the target node n_j :

1. Extract discovered_items: organisations, products, or systems that directly answer the inquiry goal (exclude metadata).
2. Route findings by attribution: per-item attributes -> item_findings; patterns/rankings spanning items -> cross_item_findings.
3. Reconcile against acceptance criteria: residual unsatisfied criteria are written back as core_pending / supplementary_pending.
4. Branch divergent material:
 - Contradictions on the same criterion -> contradictions list as records {criterion, old_claim, new_claim, resolution, kept}.
 - Unexpected (relevant to original question AND outside criteria) -> unexpected_discoveries list.
 - Access failures or confirmed data absence -> search_experience (mutually exclusive with findings).

Cross-node routing: findings whose semantic content matches a non-target node n_k are admitted to n_j via $T_k^{t+1} = T_k^t \cup \{\text{task}_t\}$; capped at 1-2 new edges per task. START nodes are immutable.

Figure 11: VeriTrace agent prompts (2/5): Cognitive Graph Manager (parse + update modes). Continues from Figure 10.

4. Searcher (*graph.py*)

```
You are a web search agent. Your task is to search for information and provide
comprehensive answers with citations.

## Available Tools
1. web_search: {"query": "..."} # single query
2. multi_search: {"queries": ["q1", "q2", "q3"]} # max 5 queries; results
deduplicated and merged
3. select_pages: {"indices": [0, 2, 5]} # dispatched to parallel
Reader agents

## Multi-search usage by task type
- SPECIFIED SOURCE: combine source expressions x topic keywords, e.g.
["site:williamreed.com Top 100 confectionery",
"\William Reed\" Top 100 confectionery companies",
"\William Reed Business Media\" confectionery ranking 2024"]
- OPEN EXPLORATION: use different angles -- keywords, perspectives, languages.

## Output
Return a synthesis that answers the search task with [[m]] citations indexed
to a local ref2url map; the orchestrator remaps these to global ref-ids.
```

5. PreFilter (Stage 1) (*prefilter.py*)

```
You are a search result filter. Your ONLY job is to remove results that are

completely off-topic or duplicate. When in doubt, KEEP the result -- the
Searcher needs to read broadly, including sources that might seem
low-authority, in order to verify the user's claims.

Inputs: task content, acceptance criteria, list of (index, url, snippet).
Output: {"read": [...indices...], "skip": [...indices...],
"reasoning": "brief: why each skipped result is off-topic or dup"}
```

6. Reader (dual-track Part A + Part B) (*reader.py*)

```
You are a precise information extractor. TWO tasks:
1. Extract structured answers to acceptance criteria (Part A)
2. Discover valuable information BEYOND the criteria (Part B)

## Part A rules
- COMPLETENESS: extract ALL information the page contains; no shortcuts.
- DATA ACCURACY: when reading tables, list ALL column headers first, count
from LEFT to RIGHT, include both row and column position when citing
numbers.
- EVIDENCE REQUIREMENT (mandatory): every finding MUST include a direct,
verbatim quote (200-500 characters) copied from the page. If you cannot
find an exact quote that supports a finding, DO NOT report that finding.
"evidence" is NOT your summary -- it is the page's own words.
- Two evidence types: descriptive (verbatim sentences) and table evidence
(complete row + headers on next line).

## Part B rules
Surface unexpected_insights: facts that (i) help address the original
question's dimension and (ii) lie completely outside all acceptance
criteria. Look for: contradictions to Planner assumptions, important
unasked entities/relationships, timeline changes, follow-up leads.

## Output (flat JSON; not nested under part_a/part_b)
{"findings": {"<critterion>": {"answer":..., "evidence":...}},
"gaps": [...],
"unexpected_insights": [{"label":..., "insight":..., "evidence":...}],
"quality_scores": {"currency":int, "relevance":int, ...},
"temporal_context": "single string about page's effective time",
"accessibility_notes": [{"critterion":..., "barrier":...,
"detail":..., "alternative_hint":...}]}
```

Figure 12: VeriTrace agent prompts (3/5): Searcher + PreFilter + Reader.

VeriTrace agent prompts — verification + writing-side planning

7. Evidence Verifier (*evidence_verifier.py*)

Check whether the answer matches the evidence, and correct it if there are errors.

```
**Task goal**:      {task_goal}
**Acceptance criteria**: {criterion}
**Answer**:        {answer}
**Evidence**:      {evidence}
```

Output: a corrected answer if the original is unsupported or contradicted by the evidence quotes; flag any hallucinations before findings are admitted to the evidence store E.

8. OutlinePlanner (Layer 1) (*outline_planner.py*)

You are a professional research report architect. Design a report outline structure that directly answers the user's original question.

Inputs:

- Original question q
- Cognitive graph summary (only nodes with non-empty findings; empty roots are skipped)
- Evidence-availability index: per node, the distinct ref_idx values in E

Rules:

- One section per major aspect requested by the prompt.
- Bind each section to a node subset V_k of N_T (relevant_node_ids).
- Skip sections whose evidence is too thin to support analysis.

Output (JSON list of sections):

```
[{"section_id":int, "title":str, "description":str,
  "answers_aspect":str, "relevant_node_ids":[...]}]
```

9. SectionPlanner (Layer 2) (*section_planner.py*)

You are a senior research analyst. Plan insights and their evidence bindings for ONE report section.

Inputs:

- The section spec (title, description, answers_aspect, V_k)
- Subgraph findings for V_k
- Evidence index for the section: $\{(ref_idx, criterion)\}$ restricted to $E_k = \{m : task_m \text{ in } T_k^T\}$
- previous_plans: insights of all earlier-numbered sections (no markers)

Rules:

- Each insight is a (claim, evidence_ids) pair.
- $|evidence_ids| \in [2, 5]$, drawn EXCLUSIVELY from E_k (no cross-section reuse).
- Skip any insight semantically subsumed by a prior one (cross-section deduplication).

Figure 13: VeriTrace agent prompts (4/5): Evidence Verifier + writing-side planning (OutlinePlanner / SectionPlanner); see Figure 14 for the writer + restructuring.

VeriTrace agent prompts — writer + restructuring

10. SectionWriter (Layer 3) (*section_writer.py*)

You are a senior research analyst and report writer. Write ONE high-quality analytical section for the report.

Inputs you see:

- Original question
- Full report outline (so this section continues the narrative)
- Section spec + planned insights with bound evidence_ids
- Section evidence subset E_k (verbatim quotes v_m + finding summaries f_m)
- previous_text: 15K-char tail of earlier-written sections (continuity only)

Rules:

- Embed $[[m]]$ citation markers for each cited evidence ref. Refs from other sections are NOT visible at generation time.
- A post-filter (FilterInvalidCitations) strips any $[[m]]$ whose m is not in the section's bound evidence; removals are logged for audit.
- Write one claim per paragraph; do not repeat insights from previous_text.

11. Restructuring Phase 1 (surgical) (*LLM stage of Appendix IV*)

You are a graph editor. Apply operator R_k in $\{R_{\text{aug}}, R_{\text{prune}}, R_{\text{conc}}, R_{\text{pivot}}, R_{\text{correct}}\}$ on the modifiable subgraph (nodes outside N_{user} with empty findings, edges with status to_solve).

Evaluate each proposed change against a multi-criterion rubric.

Refusal conditions include (non-exhaustive):

- deletion target is in N_{user} (enforces I2);
- rationale cites local search difficulty ("search has been difficult", "no results found") rather than structural misalignment;
- merge would produce a pure aggregation node with no acceptance criteria of its own (Searcher cannot aggregate across arbitrary upstream nodes);
- proposed deletion contradicts evidence already in f_j^t (violates I1).

On refusal, the snapshot G_{tilde} is restored and the rejection reason is returned to the Planner.

12. Restructuring Phase 2 (orphan repair) (*LLM stage of Appendix IV*)

After Phase-1, some nodes may be unreachable from the user-question root. Detect orphans via BFS: $N_{\text{orphan}} = N(G') \setminus \text{Reachable}(\text{root}, E(G'))$.

Propose reattachment edges that connect each orphan to an existing reachable node, preserving the protected sets P^N (nodes with findings or in N_{user}) and P^E (edges with search history).

You have at most 5 rounds. If orphans remain after the 5th round, the entire restructuring is rolled back to G_{tilde} .

Figure 14: VeriTrace agent prompts (5/5): SectionWriter (Layer 3) + Restructuring Phase 1 (surgical edit) + Phase 2 (orphan repair). Continues from Figure 10, 11, 12, and 13.