

Semantic Validation of Packer Identification Tools: Characterization, Repair, and Downstream Impact

Fantian Zhong, Zhuoyun Qian, Mengfei Ren, Yili Jiang, Jiaqi Huang, Yunming Pang, and Xiuzhen Cheng

Abstract

Packer identification tools are a critical foundation of malware analysis, directly affecting unpacking, behavioral analysis, malware classification, and threat attribution. However, their semantic correctness is rarely validated. In practice, a tool may return a plausible packer label that is nevertheless semantically wrong, leading to failed unpacking and unreliable downstream analysis. This paper presents a semantic validation framework for testing and repairing packer identification tools. Our key idea is to use unpackers as executable semantic contracts. If a tool predicts a packer family, the corresponding unpacker should recover analyzable program content. This enables automatic test oracles without requiring manually labeled ground truth. Building on this idea, we develop a systematic pipeline for detecting, localizing, and repairing semantic faults in existing packer identification tools. We then conduct the first large-scale empirical study of semantic bugs in eleven open-source packer identification tools and six proprietary VirusTotal tools. Our results reveal that semantic bugs are widespread and recurring, largely due to incomplete signatures and unstable heuristic logic. After repair, packer identification coverage improves by up to 58.6%, and downstream malware classification performance improves by more than 13.6% on average. These findings show that semantic validation of packer identification tools is essential for building trustworthy malware analysis pipelines.

CCS Concepts

• **Software and its engineering** → **Empirical analysis**; *Software testing*; Software reliability.

Keywords

Semantic Violations, Metamorphic Testing, Partial Order, Program analysis

ACM Reference Format:

Fantian Zhong, Zhuoyun Qian, Mengfei Ren, Yili Jiang, Jiaqi Huang, Yunming Pang, and Xiuzhen Cheng . 2026. Semantic Validation of Packer Identification Tools: Characterization, Repair, and Downstream Impact. In *Proceedings of Make sure to enter the correct conference title from your rights confirmation email (IEEE)*. ACM, New York, NY, USA, 12 pages. <https://doi.org/XXXXXXXX.XXXXXXX>

Permission to make digital or hard copies of all or part of this work for personal or classroom use is granted without fee provided that copies are not made or distributed for profit or commercial advantage and that copies bear this notice and the full citation on the first page. Copyrights for components of this work owned by others than the author(s) must be honored. Abstracting with credit is permitted. To copy otherwise, or to publish, to post on servers or to redistribute to lists, requires prior specific permission and/or a fee. Request permissions from permissions@acm.org.
IEEE,

© 2026 Copyright held by the owner/author(s). Publication rights licensed to ACM.
ACM ISBN 978-1-4503-XXXX-X/2026/10
<https://doi.org/XXXXXXXX.XXXXXXX>

1 Introduction

Malware authors widely use packers to obstruct static analysis and increase the cost of reverse engineering. By compressing, encrypting, or transforming executable contents, packers produce syntactically altered binaries that conceal the original program structure and semantics [56]. Before analysts can reliably inspect such binaries or determine their malware families, the packed content must first be recognized and, when possible, unpacked. Consequently, packer identification has become a foundational component of modern malware analysis pipelines, directly affecting downstream tasks such as unpacking [74, 76], behavioral analysis [65, 71], malware classification [33, 77], and threat attribution [50]. Despite this central role, the outputs of packer identification tools are typically treated as trustworthy by default and are often used as de facto ground truth by both researchers and practitioners [8, 20, 38].

This trust, however, is largely unjustified. Existing packer identification tools rely on diverse detection logics, including signature matching, entropy-based heuristics, hybrid methods, graph matching and machine learning. Though these approaches are practical and widely used, they typically infer packer families from indirect syntactic or structural evidence, while the semantic correctness of the reported label is rarely validated. In practice, packer identification is not merely a pattern-matching problem. It requires distinguishing semantically different phenomena, such as runtime compression, encryption, custom loaders, and protector-introduced artifacts. As a result, a tool may return a plausible-looking label while still being semantically wrong. Such errors are especially harmful because packer labels are frequently used to guide unpacker selection. Once an incorrect label is produced, the analysis pipeline may invoke an inappropriate unpacker, thereby propagating errors into subsequent malware analysis stages.

Unfortunately, systematically validating the semantic correctness of packer identification tools is difficult. First, reliable ground-truth labels for real-world packed binaries are often unavailable, making it hard to determine which tool output is actually correct. Second, different tools expose highly heterogeneous outputs, ranging from binary packed/unpacked decisions to ranked file-type descriptions or specific packer-family labels. Moreover, even after output normalization, disagreements remain difficult to interpret because different tools are built on fundamentally different decision logics. These challenges make semantic failures hard to detect, explain, and repair.

In this paper, we address this problem by introducing a semantic validation framework for packer identification tools. Our key idea is to use unpackers as executable semantic contracts. If a tool predicts that a binary is protected by a particular packer family, then the corresponding unpacker should be able to successfully recover analyzable program content. Contract violations therefore provide an automatically derived test oracle, allowing us to expose

semantic bugs without requiring manually labeled ground truth. Building on this idea, we develop a systematic pipeline for detecting, localizing, and repairing semantic faults in packer identification tools. The framework further normalizes heterogeneous tool outputs, attributes failures to concrete decision logic such as faulty signatures or ineffective heuristic rules, and enables targeted fixes through cross-tool knowledge transfer and unpacker-guided repair.

Using this framework, we conduct the first large-scale empirical study of semantic bugs in packer identification tools across eleven open-source tools and six proprietary tools from VirusTotal. Our study reveals that semantic errors are widespread rather than exceptional. Many tools achieve only narrow family coverage, rely on brittle or outdated signatures, or overfit to noisy heuristic rules. We further show that these failures are not isolated to the identification stage. Instead, they directly degrade downstream malware classification by preventing correct unpacking and by preserving packing-induced distortions in the observable feature space. After repair, the tested tools achieve substantially higher packer identification coverage and also yield better downstream malware classification performance. In summary, this paper makes the following contributions:

- We propose a semantic validation framework for packer identification tools that uses unpackers as executable semantic contracts, enabling automatic detection of semantic bugs without requiring manually labeled ground truth.
- We perform the first large-scale cross-tool study of semantic bugs in packer identification tools, covering eleven open-source tools and six proprietary VirusTotal tools, and characterize recurring failure modes caused by outdated signatures and unstable heuristic decision logic.
- We design targeted fix strategies for heterogeneous packer decision logic, including signature-based fixes, heuristic-rule fixes, and unpacker-guided enhancement, improving packer identification coverage by up to 58.6%.
- We demonstrate that semantic bugs in packer identification tools have substantial downstream consequences. After repair, malware classification performance improves by more than 13.6% on average, showing that reliable packer identification is a prerequisite for trustworthy malware analysis.

2 Related Work and Motivation

We first introduce the related work in this section and then motivate our work through a concrete example that highlights the challenges of testing packer identification tools.

2.1 Related Works

Packer detection and classification have been moderately tackled in literature. Most studied techniques rely on syntactic signatures, heuristics, machine learning or graph matching.

Signature-based Methods A major line of prior work identifies packers through syntactic signatures, assuming that known packer families leave stable surface artifacts, such as characteristic byte patterns, instruction sequences, section names, or string markers, that can be matched against curated databases or Yara rules. `app-peid` [64], `PEiD` [47], `PyPackerDetect` [45], and `readpe` [39] all follow this design, typically matching signatures near the executable entry

point where unpacking stubs are often located. They mainly differ in matching scope. `App-peid` [64] supports entry-point, entry-section, and full-file matching. `PEiD` [47] uses entry-point and section-start signatures with a large database aggregated from `ASL` [21], `MalScan` [30], and `PEiD Tab` [60]. `PyPackerDetect` [45] supports either entry-point-only or whole-file matching depending on signature type. Moreover, `readpe` [39] adopts a simpler entry-point-based lookup strategy. `qu1cksc0pe` [16], `pypeid` [24], and `Manalyze` [10] further incorporate YARA-style rules or packer-specific markers, while `TrID` [48] uses a probabilistic definition-based matching scheme to rank candidate packer labels.

Heuristic-based Methods A complementary line of work studies packedness detection, i.e., deciding whether an executable is packed based on generic structural or statistical symptoms rather than identifying a specific packer. Early approaches mainly rely on entropy-based and entry-point-region heuristics. `REMINDER` [27] checks whether the entry-point section is writable and sufficiently high in entropy. `Binentropy` [37] uses block-wise Shannon entropy and classifies a sample as packed when both average and maximum block entropy exceed predefined thresholds, supporting whole-file, section-based, and segment-based analysis. `pypeid` [24] follows the same entropy-based intuition and labels a valid PE file as packed when its whole-file Shannon entropy exceeds a threshold. Other tools combine multiple lightweight heuristic rules. `PyPackerDetect` [45], `Manalyze` [10], `readpe` [39], and `Qu1cksc0pe` [16] use different combinations of rules such as suspicious section names, anomalous entry-point placement, executable-and-writable or high-entropy sections, small import tables, overlay data, modified DOS stubs, and abnormal section boundaries.

Other Methods Other work explores hybrid, machine learning-based, and graph-based packer identification. `Detect-It-Easy` [29] uses packer-specific rule files that combine signature matching with lightweight heuristic rules, such as imports, sections, and API presence. Machine learning methods instead formulate packer classification as supervised classification over engineered representations, including static PE features [9], binary visualizations such as Byte plots and Markov plots [31], and randomness profiles extracted from sliding-window analysis [58]. Other representations from dynamic analysis aim to reduce sensitivity to static obfuscation by using runtime evidence, such as system-call traces collected in a sandbox [72] or entropy sequences observed during unpacking execution [6]. Recent work also explores graph-based structural matching. `PackHero` [19] identifies packer families by matching call graphs with a Graph Matching Network. `Hai et al.` [26] construct unpacking-code CFGs and summarize obfuscation metadata as packer features. `Saleh et al.` [51] derive structural features from entry-point CFGs, while `Li et al.` [34] compares binaries using consistently-executing graphs and graph-kernel-based similarity.

2.2 Motivating Example

We begin with simple yet representative example involving contradictory outputs from various packer identification tools. Consider sample `VirusShare_18db95b6f00c8e4e83...`. As illustrated in Figure 1, different packer identification tools assign substantially different labels to the same sample. `TrID` reports `UPX compressed Win32 Executable`, `PackHero` identifies `UPX`, `PEiD` matches `ASPack`

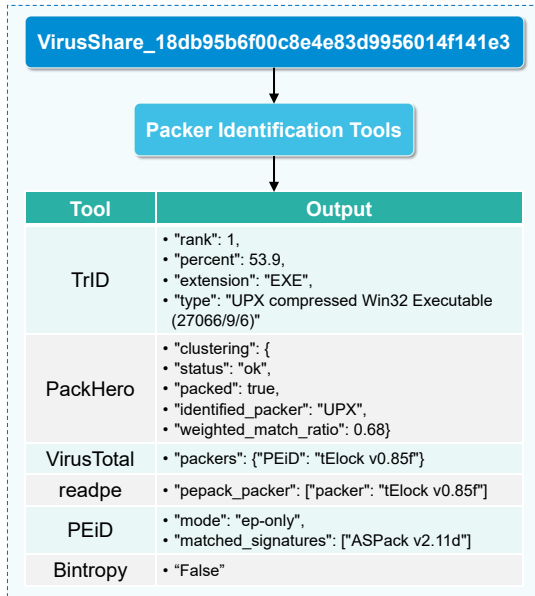


Figure 1: An output example of packer identification tools

v2.11d, VirusTotal and readpe report tElock v0.85f, while Bintropy only returns False. None of these results is consistent with the actual Themida [11] label revealed by unpacking. Therefore, this case is not merely an instance of heterogeneous output format and decision logic. Instead, it is a concrete semantic inconsistency in which different tools assign semantically incorrect packer labels to the same binary. Once the assigned label is wrong, the analysis pipeline may invoke an inappropriate specific unpacker or fail to choose the correct unpacking path, leading to failed unpacking. Since many downstream malware analysis tasks, such as static feature extraction, control-flow recovery, and behavioral inspection, rely on correctly unpacked binaries, the error can further propagate beyond packer identification and ultimately compromise the reliability of subsequent malware analysis results.

Challenge 1: No Ground Truth Systematically testing packer identification tools requires reliable ground-truth labels, yet obtaining them at scale is difficult. Real-world malware corpora contain massive numbers of packed samples, making manual labeling costly and often impractical. Moreover, when different tools produce conflicting labels, determining the correct one typically requires manual reverse engineering to inspect the actual packing mechanism and match it to a specific packer family. This process is time-consuming and expertise-intensive.

Challenge 2: Heterogeneous Output Format Besides, as shown in Figure 1, packer identification tools produce outputs with substantially different formats and levels of granularity. Some return only a binary packed/unpacked decision, while others report specific packer families, confidence scores, or ranked file-type descriptions. As a result, outputs from different tools cannot be directly compared without additional normalization. This makes it difficult to determine whether disagreements reflect genuine detection errors or simply differences in output representation.

Challenge 3: Heterogeneous Decision Logic Finally, packer identification tools also differ substantially in their underlying decision logic. Some rely on heuristics, some use signature matching,

some combine both, and others infer packer labels through similarity analysis, clustering, or voting. Tools may further differ in threshold settings, heuristic design, and signature databases. As a result, disagreements often reflect deeper differences in how evidence is interpreted. This makes inconsistent predictions difficult to explain, defects hard to localize, and systematic repair challenging.

3 Semantic Validation & Downstream Impact

3.1 Overview

We propose a holistic framework for testing and repairing packer identification tools through semantic unpacking validation, as illustrated in Figure 2. Given a benchmark set of binary executables, we first run multiple packer identification tools to obtain predicted packer labels. We then apply both generic and customized unpackers in a unified unpacking pipeline to validate these predictions and construct unpacking-validated oracle labels. To support systematic analysis, we instrument each tool to produce structured, traceable outputs and then merge and normalize the results into a unified representation. Based on these normalized outputs and oracle labels, we compare heterogeneous detection logic on a common basis, identify faulty signatures, rules, or strategies, and repair tools through signature-based, heuristic-based, and unpacker-based fixes. This design enables automated semantic validation without requiring manually constructed ground-truth labels.

3.2 Establishing Test Oracles

We ran packer identification tools on our dataset to obtain predicted packer labels and also submitted the same dataset to VirusTotal [17] to collect its packer predictions. We then collected the unpackers available to us, including both generic and customized unpackers, and integrated them into a unified pipeline. Based on the predicted labels, we automatically mapped each sample to its corresponding unpacker(s), making the unpacking process largely automated. Each sample was first processed by generic unpackers. If a tool predicted a specific packer family, we additionally applied the corresponding customized unpacker. For samples that could not be validated through label-guided unpacking, we further ran all available unpackers to identify a successful unpacking path. The resulting unpacking outcomes were then used to construct unpacking-validated packer labels. These labels allow us to assess whether the signatures, rules, or heuristics used by packer identification tools are semantically correct and to repair faulty tools by replacing incorrect signatures and adding missing signatures, heuristic strategies or rules.

3.3 Unifying Heterogeneous Output

This process consists of two stages, *code instrumentation* and *result merging and normalization*. In the first stage, we instrumented each packer identification tool to produce structured JSON outputs without changing its original decision logic. Specifically, we inserted instrumentation at key locations around the decision logic so that the raw outputs were enriched with traceable information. For signature-based tools, the JSON outputs preserve not only the matched packer name but also the exact signature string extracted from the signature database. For heuristic-based tools, we recorded the source-code locations of the corresponding detection strategies,

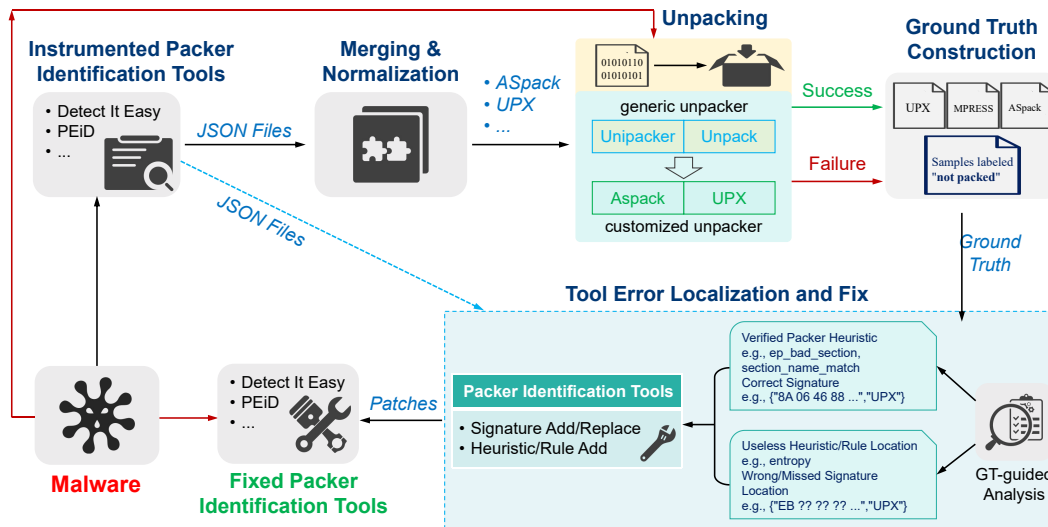


Figure 2: Overall workflow of our ground-truth-guided testing framework

which allows us to distinguish heuristic rules from other identification mechanisms such as signature matching.

In the second stage, we merged and normalized the JSON outputs from all tools to enable systematic cross-tool comparison. Based on their functional roles, we grouped the underlying identification methods into two comparison targets. Heuristic methods were treated as packedness detection methods and normalized as binary packed/unpacked decisions. In contrast, signature-match, hybrid, graph matching and machine learning methods were treated as packer family identification methods. This grouping provides a common basis for comparison that heuristic-based tools can be evaluated by their ability to detect whether a sample is packed, while the remaining methods can be evaluated by their ability to identify the specific packer family. We then aggregated the outputs of all tools for each malware sample into a single JSON file and further transformed the merged data into a simplified representation that retains only the result of each identification method for each tool, e.g., “Tool name”: {“heur”: yes/no, “signature match”: packer family}. This process yields a unified result format and comparison basis for systematic cross-tool analysis.

3.4 Repairing Heterogeneous Decision Logic

We classify our repair methods into three types based on the decision logic used by different tools, signature-based fix, heuristic-based fix, and unpacker-based fix. These three types address different aspects of the problem. Signature-based fix mainly improves packer family identification coverage for tools that rely on signature matching, heuristic-based fix mainly repairs packedness detection capability, and unpacker-based fix further strengthens the first two by compensating for weak detection on specific packer families.

Signature-based fix consists of three steps. First, we establish the ground truth using the method described earlier. Second, we compare each tool’s signature-based detection results against the ground truth and compute the accuracy of individual signatures across packer families. This allows us to identify high-quality signatures as well as faulty ones whose accuracy is extremely low or zero.

Third, because such tools typically maintain their own signature databases, we improve packer family identification accuracy by replacing and adding high-quality signatures. Heuristic-based fix, in contrast, does not modify a single heuristic rule in isolation. Instead, it repairs tools by recombining heuristic strategies and rules from different tools according to their complementary strengths. Before repair, we analyze the performance of different heuristic strategies across tools, as well as the performance of individual rules within the same tool across packer families. Our analysis shows that heuristic strategies often vary substantially by family, in which a rule may achieve nearly perfect coverage for one family while perform poorly on others. Based on this observation, we augmented a tool’s original heuristic strategy with effective heuristic strategies or rules from other tools to improve coverage.

To further strengthen both signature-based and heuristic-based fixes, we additionally design an unpacker-based fix. This method leverages the packer decision logic embedded in unpackers to enhance existing tools. In practice, unpacker decision logic is typically hybrid, consisting of both signature-based matching and heuristic strategies. Rather than treating these components separately, we extract and unify them into dedicated detection modules for specific packer families. These modules can then be incorporated into existing tools either to improve packer family identification or to strengthen packedness detection for families that are poorly covered by the original tool logic.

3.5 Conducting Downstream Malware Analysis

To evaluate the downstream impact of faulty packer identification, we constructed a malware classification dataset by adopting a method inspired by [77] to automatically label malware samples and consult Malpedia [25] and open databases to confirm assigned labels. We also analyzed the samples using the open-source dynamic analysis system CAPE [44] and performed reverse engineering to ensure correct labeling. To ensure labeling reliability, we used Cohen’s Kappa coefficient [62] to measure inter-author agreement. The two authors independently labeled 5% of the malware samples,

achieving a Cohen’s Kappa of approximately 0.81. After a training discussion, they labeled an additional 10% of the samples, including the initial 5%, which improved Cohen’s Kappa to 0.94. The remaining samples were then labeled in nine iterative rounds, each covering an additional 10% of the dataset. Throughout this process, Cohen’s Kappa consistently remained above 0.9. In each round, disagreements were resolved with a third author. After all samples were labeled consistently, we finalized the dataset by assigning each sample to a malware category based on a combination of class and family labels. To further confirm the necessity of repairing packer identification tools, we reimplemented the most effective malware classification methods in [77] and also submitted the dataset to VirusTotal, which integrates more than 82 scan engines. The final dataset contains 27K samples across 46 categories.

4 Evaluation

Our empirical study aims to answer the following research questions:

RQ1: To what extent do packer identification tools fail to correctly identify packers?

RQ2: How effective are fix strategies in improving the correctness of packer identification tools?

RQ3: What is the impact of incorrect packer identification and their fixes on downstream malware classification?

4.1 Experimental Setup

We evaluate our approach on eleven open-source packer identification tools including Bintropy [37], REMINDER [27], PEiD [47], TrID [48], pypeid [24], PyPackerDetect [45], Manalyze [10], readpe [39], qu1cksc0pe [16], Detect It Easy (DIE) [29], PackHero [19], and six proprietary tools available through VirusTotal [17], such as VT PEiD, VT Cyren, VT Varist, VT F-PROT, VT Command, and VT Taggant. This set covers all publicly available open-source packer identification tools that we identified through systematic keyword-based searches using terms such as packer identification tools, packer identifiers, and packer signatures.

The evaluated tools span signature-based, heuristic-based, graph-based, and machine learning-based techniques. We include the proprietary VirusTotal tools because their packer labels are observable and can therefore be evaluated within our framework. Our repair, however, focuses on open-source signature-based and heuristic-based tools, whose decision logic is directly accessible and modifiable. We do not repair proprietary tools because their implementations are unavailable, nor graph-based or learning-based tools, including PackHero [19], because improving them would require developing new feature representations or training new models. In addition, many machine learning-based methods depend on labels from signature-based tools for training. Since our work calls the reliability of such labels into question, the validity of the resulting learned models is also uncertain. Our evaluation uses datasets from VirusShare [63], comprising more than 130k PE executables.

We integrated 81 unpackers into our framework, including customized unpackers collected through online search, such as PyIn-stractor [22], PKLITE [69], UPX [41], ConfuserEx-Unpacker [66], and Themida [11], as well as generic unpackers such as mal_unpack

Table 1: Packer classification results for VirusTotal Tools.

Tool / Strategy	Recall	Prec.	F1	FPR
VT PEiD	46.8	89.1	61.4	1.3
VT Cyren	18.7	88.5	30.9	0.5
VT Varist	7.9	98.0	14.7	0.04
VT F-PROT	0.8	63.4	1.5	0.1
VT Command	0.1	83.3	0.1	0
VT Taggant	0.02	37.5	0.03	0.01

Table 2: Packer classification results for open-source tools.

Tool / Strategy	Recall	Prec.	F1	FPR
DIE (hybrid)	48	60.6	53.5	0.4
Manalyze (signature)	54.3	69.8	61.1	0.3
PEiD (signature)	42.9	51.9	47	0.6
PyPEiD (signature)	38.5	35.3	36.9	0.9
PyPackerDetect (signature)	45.7	49.2	47.4	0.6
ReadPE (signature)	35.7	83.2	50	0.09
qu1cksc0pe (signature)	49.6	41.8	45.3	0.9
TrID (signature)	29.4	20.6	24.2	1.5
PackHero (clustering)	39.6	45.3	42.2	10.3
PackHero (mean)	41.8	18.6	25.7	39.6
PackHero (voting)	42.6	14.7	21.8	53.5

[28], unipacker [5], and unpack [42]. We also collected additional unpackers from Kanxue [32] and Awesome Executable Packing [46], including tools such as Quick-Unpack [23] and fuu [14]. Our evaluation uses a dataset from VirusShare [63] comprising more than 130k executables collected over the past seven years.

4.2 RQ1: Correctness of Packer Identification

In evaluating packer identification tools, we prioritize recall over precision, because the primary role of these tools is to serve as a filter for downstream malware analysis. Missing a packed sample means that the binary may bypass unpacking and enter subsequent analysis stages in its still-obfuscated form, which can directly degrade downstream analysis. From this perspective, false negatives are typically more harmful than false positives. A false positive may only trigger unnecessary unpacking, whereas a false negative prevents the analysis pipeline from ever recovering the original program content. Therefore, our main objective is to maximize coverage of packed binaries, even if this sometimes comes at the cost of lower precision.

4.2.1 Packer Family Identification. Table 1 and Table 2 show that current packer identification tools remain far from reliable for packer family identification. VirusTotal and open-source tools exhibit different error profiles. VirusTotal tools are generally high-precision but low-recall. For example, VT PEiD achieves 46.8% recall, 89.1% precision, and 61.4 F1, while the remaining VirusTotal tools degrade sharply in recall. VT Cyren drops to 18.7% recall despite 88.5% precision, and VT Varist drops further to 7.9% recall despite 98.0% precision. VT F-PROT, VT Command, and VT Taggant are effectively unusable in practice, all with recall below 1%. By contrast, the best open-source tools achieve somewhat broader coverage. Manalyze reaches 54.3% recall, and 61.1 F1, while qu1cksc0pe, DIE, and PyPackerDetect achieve 49.6, 48, and 45.7 recall, respectively.

Furthermore, the best open-source tools still recover only about half of the true packer labels, thus, the overall task remains far from solved. Besides, these aggregate results are driven by highly uneven support breadth. For VirusTotal on PE32 binaries, only 6 of the 14 evaluated major families are supported, while the remaining 8 families, namely Themida [43], WinUpack [3], Petite [18], Armadillo [61], MPRESS [55], PESpin [53], PyInstaller [49], and ConfuserEx [68], are unsupported. Coverage varies significantly even in supported families. UPX [41] is supported by 5 of 6 VirusTotal tools, representing the broadest coverage. PECompact [13] follows with 4 of 6 tools. ASPack [4], MEW [54], and NSPack [59] are each supported by 3 of 6 tools, while Molebox [57] is supported by only 2 of 6 tools.

This uneven coverage is also reflected in performance. For UPX, VT PEiD achieves 65.0% recall and 76.9 F1, while VT Cyren and VT Varist drop to 30.3% and 14.0% recall, respectively. For ASPack, only VT PEiD is meaningfully effective, with 48.6% recall and 61.1 F1, while other tools provide limited coverage. For PECompact, the strongest result is only 15.4% recall and 21.0 F1 from VT Cyren. For MEW and NSPack, recall remains negligible at or below 0.6% and 0.2%, respectively. For Molebox, the highest recall is 28.6% from VT PEiD, while precision reaches 100%, indicating selective matching rather than robust recognition. Additionally, support collapses completely on PE64 binaries. All 10 evaluated major families, including PyInstaller, Themida, UPX, Armadillo, WinUpack, Petite, NSPack, PECompact, PESpin, and MPRESS, are unsupported by VirusTotal tools. Thus, VirusTotal’s aggregate precision largely reflects narrow success on a few PE32 families rather than broad family-level capability.

On the other hand, the open-source tools provide broader support, yet their family coverage remains highly selective. On PE32 binaries, 11 of 14 evaluated major families receive at least some support, while WinUpack, PESpin, and ConfuserEx are completely unsupported. In terms of breadth, UPX and PECompact are each supported by all tools, ASPack and MEW by 8 of 9, Molebox by 7 of 9, and Armadillo and NSPack by 6 of 9. At the other extreme, Themida and Petite are supported by only 2 of 9 tools, and PyInstaller by only 1 of 9, namely DIE.

However, support breadth does not imply uniformly strong performance. For UPX, several tools are genuinely effective. Manalyze achieves 86.0% recall and 80.5 F1, qu1cksc0pe reaches 77.4% recall and 76.0 F1, PackHero reaches 74.5% recall and 76.1% F1, and PyPackerDetect reaches 73.7% recall and 73.8 F1. For ASPack, Manalyze again leads with 90.2% recall and 77.7 F1, while DIE reaches 65.9% recall and 73.0 F1. Other tools achieve a recall lower than 47.3%. For MEW, eight tools nominally support the family, while only qu1cksc0pe, PyPackerDetect, and Manalyze are actually effective, with 100.0%, 82.9%, and 82.8% recall, respectively. The other five tools remain near 0.6% recall. For PyInstaller, only DIE supports the family, it does so very strongly, with 97.1% recall and 97.4 F1. For Molebox, DIE achieves 100% recall and 100 F1, and PEiD also performs strongly, with 85.7% recall and 92.3 F1, whereas several other tools reach the same 85.7% recall yet only 20.7 F1 because of poor precision.

Outside these few families, performance again deteriorates quickly. Petite reaches only 36.6% recall, even for the best tools. MPRESS is covered best by DIE, with 96.9% recall, yet precision is only 24.0%,

Table 3: Performance of heuristic-based strategies.

Tool (Strategy)	Recall	Prec.	F1	FPR
Binropy (m0)	21.7	9.1	12.8	42.1
Binropy (m1)	14.2	6.7	9.1	38.4
Binropy (m0/m1)	25.8	10.5	14.9	43
Binropy (m0&m1)	10.1	5	6.7	37.6
PyPEiD (heur1)	46.5	10	16.5	81
Manalyze (heur1)	83.3	15.3	25.8	89.5
PyPackerDetect (heur1)	82.3	31.2	45.2	35.2
REMINDER (heur1)	46.3	53.7	49.7	7.7
ReadPE (heur1)	46.5	10	16.5	81
ReadPE (heur2)	79.7	33.7	47.4	30.4
qu1cksc0pe (heur1)	99.1	17	29.1	93.6

resulting in 38.5 F1. PECompact remains below 25% recall for all tools. Armadillo is poorly handled, with best recall only around 14.8%. Themida remains near 3% recall, and NSPack remains around 0.2% recall. Thus, the broader aggregate recall of open-source tools is driven by stronger support for a subset of PE32 families, not by uniformly good capability.

On PE64 binaries, the open-source families support contracts substantially. Among the 10 evaluated major families, only 6 of 10 receive any support at all, while the remaining 4, namely NSPack, PESpin, Petite, and WinUpack, are completely unsupported. In terms of breadth, UPX is the only family supported by a majority of tools, namely 6 of 9. Armadillo, PECompact, and Themida are each supported by only 3 of 9 tools, while MPRESS and PyInstaller are supported by just 1 of 9, namely DIE. This again shows that support on PE64 binaries is much narrower than on PE32 binaries.

At the performance level, DIE clearly dominates as it achieves 100% recall and 98.3 F1 on UPX, 100% recall and 100 F1 on MPRESS, and 98.1% recall and 99.1 F1 on PyInstaller. It also achieves the strongest result on Themida, with 48.7% recall and 65.2 F1. PEiD remains useful on UPX, with 91.9% recall and 93.8 F1, and provides some support for Themida, with 30.2% recall and 46.4 F1. TrID and the three PackHero variants provide additional support mainly for UPX. For example, TrID reaches 98.3% recall yet only 64.5 F1, while PackHero-voting reaches 42.6% recall and 21.8 F1. However, PackHero performs poorly elsewhere. For PECompact, it reaches 55.6% recall but only about 1.1 to 1.2 F1, indicating extremely poor precision. Armadillo also remains weak, with the best recall only 9.6%, achieved by PEiD, PyPEiD, and qu1cksc0pe, and the latter two do so with only 0.3 F1 because of extremely poor precision.

4.2.2 Packedness Identification. Table 3 shows that even binary packedness detection, which is weaker than packer classification, remains difficult for heuristic-based tools. No strategy achieves both high coverage and strong discriminative power. qu1cksc0pe (heur1) achieves the broadest coverage, reaching 99.1% recall, yet this comes with only 17.0% precision, 29.1 F1, and an extremely high 93.6% FPR. Manalyze (heur1) shows a similar pattern, with 83.3% recall, 15.3% precision, and 25.8 F1. PyPackerDetect (heur1) and ReadPE (heur2) are somewhat better balanced, still covering 82.3% and 79.7% of packed samples while reaching 45.2 and 47.4 F1,

Table 4: Performance of rules in packer identification tools.

Tool	Strategy	Recall	Prec.	F1	FPR
Manalyze	high_entropy	68.6	14.3	23.7	79.6
Manalyze	low_imports	35.3	32.2	33.7	14.4
Manalyze	resources_size	0	0	0	0
Manalyze	rich_header	5.1	6	5.5	15.5
Manalyze	section_name	77	34.5	47.7	28.3
Manalyze	wx_section	62.3	42	50.2	16.7
PyPackerDetect	bad_ep_sections	78.9	38.6	51.8	24.3
PyPackerDetect	low_imports	42.4	32	36.5	17.5
PyPackerDetect	packer_section_match	62.6	52.5	57.1	11
PyPackerDetect	peid_signature_match	66.3	43.9	52.8	16.4
qu1cksc0pe	HasModified_DOS_Message	27.5	24.5	25.9	16.5
qu1cksc0pe	HasOverlay	87.7	25.1	39.1	50.5
qu1cksc0pe	ImportTableIsBad	0.5	4.4	0.9	2.1
qu1cksc0pe	IsBeyondImageSize	0.5	4	0.9	2.4
qu1cksc0pe	IsPacked	46.5	10	16.5	81.01
qu1cksc0pe	string_name_match	74.6	62.7	68.1	8.6
ReadPE	high_entropy	46.5	10	16.5	81
ReadPE	section_name	79.7	33.7	47.4	30.4

respectively. PyPEiD (heur1) and ReadPE (heur1) both recover 46.5% of packed samples, whereas REMINDER (heur1) covers 46.3% while stands out for its much stronger 53.7% precision, and best overall 49.7 F1. At the other extreme, the four Bintropy variants remain weak, with recall only between 10.1% and 25.8% and F1 scores below 15. Overall, the broadest-coverage heuristics are also the noisiest, whereas the cleanest heuristic, REMINDER, misses more than half of the packed samples.

This pattern also changes substantially across architectures. On PE32 binaries, the broadest-coverage methods are qu1cksc0pe (99.1%), PyPackerDetect (83.5%), Manalyze (83.2%), and ReadPE (heur2) (79.7%). Among them, ReadPE (heur2) and PyPackerDetect provide the best balance, while REMINDER remains the strongest overall trade-off in F1. On PE64 binaries, several behaviors shift markedly. qu1cksc0pe still covers almost all packed samples (98.7% recall), Manalyze rises slightly to 86.9%, and ReadPE (heur2) remains high at 79.2%, while precision for these methods drops sharply. Moreover, PyPackerDetect declines from 83.5% to 51.6% recall, while Bintropy improves substantially. For example, Bintropy (m0/m1) increases from 24.1% recall and 14.0 F1 on PE32 to 68.6% recall and 34.2 F1 on PE64 binaries. REMINDER moves in the opposite direction, with recall falling from 47.1% to 25.4%, even though precision increases from 53.4% to 72.0% and FPR drops from 8.6% to 0.7%. These results show that current heuristic strategies remain highly unstable. Some recover many packed samples only by over-predicting packedness, while others are much cleaner yet substantially less sensitive. These trade-offs shift considerably between PE32 and PE64 binaries.

Among the entropy-based heuristics with various thresholds, PyPEiD provides the broadest family-level coverage overall. It achieves the highest recall on most families, including Themida (73.3%), Petite (49.3%), Armadillo (62%), MPRESS (36.4%), PECompact (61.7%), NSPack (62.8%), PESpin (65.4%), PyInstaller (100%), ConfuserEx (50%), and Molebox (100%). REMINDER performs best on only a few families, most notably UPX (65.4%) and WinUpack (12.5%), and ties with PyPEiD on Molebox (100%), while remains much weaker on families such as ASPack (0.8%), MEW (0.5%), and

PyInstaller (7.3%). Bintropy is usually the weakest of the three, although its best variant still provides moderate coverage for some families, including Themida (42.9%), Armadillo (35.4%), PECompact (45.1%), NSPack (43.7%), and PESpin (44.6%), and performs very strongly on PyInstaller (99.1%) and Molebox (85.7%). At the same time, these results show that entropy alone is not a stable family-independent signal of packing. Coverage varies sharply across packers. For UPX, recall ranges from only 6.3% for one Bintropy variant to 65.4% for REMINDER, with PyPEiD at 47.9%. For ASPack, all three tools are weak, with recall only between 0.8% and 9%. For MEW, they almost completely fail, except that PyPEiD still reaches only 1.4%. In contrast, PyInstaller is highly detectable by entropy-based methods, with 99.1% recall for Bintropy, 100% for PyPEiD, while only 7.3% for REMINDER, again showing strong method dependence.

Besides the aggregate comparison, we further decomposed the multi-rule heuristics in Manalyze, PyPackerDetect, qu1cksc0pe, and ReadPE to understand which individual rules actually drive packed-sample coverage. As shown in Table 4, only a small subset of rules contributes substantial recall. In Manalyze, the strongest rules are section_name (77% recall) and high_entropy (68.6%), whereas resources_size is completely ineffective (0%) and rich_header contributes very little (5.1%). In PyPackerDetect, bad_ep_sections performs best (78.89% recall), followed by peid_signature_match (66.3%) and packer_section_match (62.6%), while low_imports is much weaker (42.35%). In qu1cksc0pe, HasOverlay achieves the broadest coverage (87.7% recall), followed by string_name_match (74.6%), whereas ImportTableIsBad and IsBeyondImageSize are essentially useless, both below 1% recall. In ReadPE, section_name is clearly stronger than high_entropy, with 79.7% versus 46.5% recall.

Overall, these results show that the practical effectiveness of rule-based packed detection is concentrated in a small number of rules, while several others contribute little or nothing. The family-level results explain why these aggregate recalls differ so much. For ReadPE, the two useful rules capture different families. Though section_name is nearly perfect on WinUpack (100%), MPRESS (99.4%), and MEW (100%), and remains strong on UPX (89.9%), it is much weaker on Armadillo (33.4%) and ConfuserEx (8%). By contrast, high_entropy is stronger on Themida (73.3%), Armadillo (62%), PECompact (61.7%), NSPack (62.8%), and PESpin (65.4%), while remains much weaker on UPX (47.9%) and nearly fails on MEW (1.4%). Thus, even within one tool, different rules capture different notions of packedness, and no single rule covers all families well.

A similar pattern appears in qu1cksc0pe more sharply. HasOverlay achieves the highest overall recall because it covers many families strongly, including UPX (91.5%), ASPack (95.8%), PECompact (92.3%), MEW (99.4%), NSPack (90%), and PESpin (90.7%). string_name_match is also strong, while its coverage is more family-specific. It is nearly perfect on WinUpack (100%), ASPack (99.9%), MPRESS (99.8%), and ConfuserEx (100%), yet remains weak on PyInstaller (7%) and Molebox (14.3%). Meanwhile, ImportTableIsBad and IsBeyondImageSize contribute almost no useful coverage for any family. This explains why qu1cksc0pe can achieve very high recall overall while still being unstable and highly rule-dependent.

PyPackerDetect is more balanced across families than either ReadPE or qu1cksc0pe. Its strongest rule, bad_ep_sections, provides broad coverage across many families, including UPX (85.7%), Themida (77%), WinUpack (100%), MPRESS (99.5%), MEW (100%),

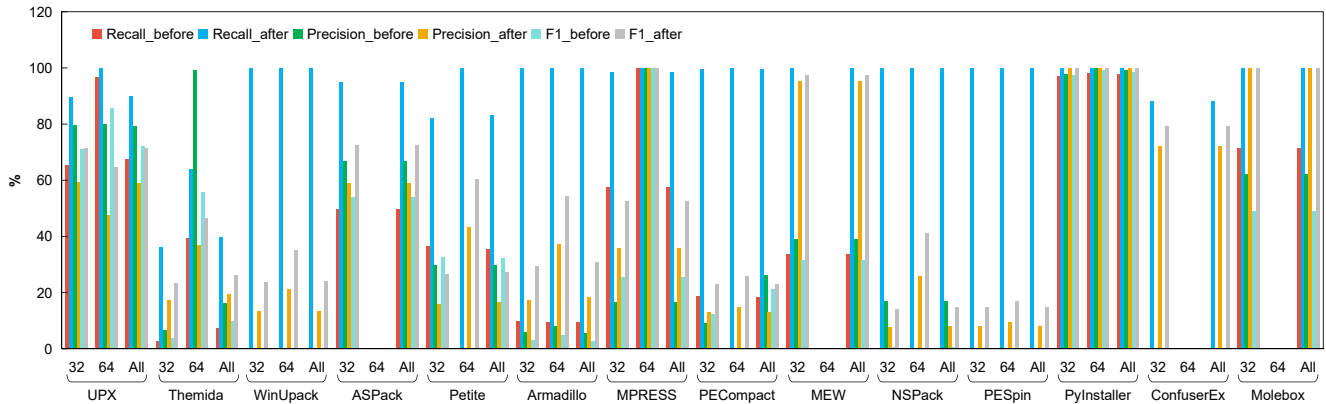


Figure 3: Packer Family Identification Performance on PE32 binaries, PE64 binaries and Combined

NSPack (91.5%), and PESpin (93.9%). `peid_signature_match` is slightly weaker, but performs better on some families such as ASPack (78.6%) and ConfuserEx (72%). `packer_section_match` is also effective on WinUpack (100%), MPRESS (99.2%), and MEW (100%), while is much weaker on PyInstaller (6.8%) and ConfuserEx (0%).

Compared with the other tools, PyPackerDetect’s strongest rules are less narrowly tied to a few families, which helps explain why its combined heuristic remains one of the more balanced high-recall options. For Manalyze, the two main contributors, `section_name` and `high_entropy`, cover different parts of the family space. `section_name` is extremely strong on WinUpack (100%), Themida (84%), Petite (84.5%), NSPack (95%), PESpin (96.7%), MEW (100%), and MPRESS (99.4%). `high_entropy` is stronger on Armadillo (78.1%) and PECompact (80.8%), and remains very high on MEW (99.8%) and NSPack (92.3%). By contrast, `resources_size` never fires meaningfully, and `rich_header` remains negligible across almost all families. This explains why the combined Manalyze (`heur1`) achieves high recall. It effectively unions a small number of complementary rules that each dominate different families.

These family-level results clarify why recall alone should not be over-interpreted. Some rules achieve broad coverage because they capture informative family-specific artifacts, such as section names, suspicious markers, or entry-point anomalies. Others achieve recall through much coarser signals, such as entropy or overlay presence, and therefore remain far noisier. For example, though `HasOverlay` in `qu1cksc0pe` covers many families very well, its aggregate precision is poor, indicating that this broad coverage is obtained partly by over-flagging. Likewise, entropy-based rules can work very well for specific families, while do not transfer uniformly across packers. Taken together, the rule- and family-level results suggest that heuristic packed detection is driven by a small subset of strong rules, that these rules are highly family-dependent, and that no current rule set provides robust, family-independent coverage across the full space of packers.

4.3 RQ2: Effectiveness of Fix Strategies

4.3.1 Packer Family Identification. Since our fixes cause the signature databases to converge toward the same set of high-quality signatures, the tools also converge toward similar performance. Figure 3 shows that these fixes are highly effective, in which average

recall increases from 51% before repair to 88% after repair. This increase is substantial enough to indicate that a large fraction of the observed failures is caused by incomplete or incorrect signatures. Besides, the gains are especially strong for previously unsupported packers. Recall after fix reaches 99.9% for WinUpack, 83% for Petite, 100% for Armadillo, 99.5% for PECompact, 100% for NSPack, 100% for PESpin, 88% for ConfuserEx, and 100% for Molebox. Even Themida, which remains the most difficult family, improves from 7.3% mean recall before fix to 39.6% after fix. Particularly striking are families that were previously invisible or nearly invisible, such as WinUpack, NSPack, PESpin, and ConfuserEx, all of which move from zero or near-zero recall to strong post-fix coverage. The fixes are also effective on both architectures. On PE32 binaries, recall after fix reaches at least 89.7% for UPX, WinUpack, ASPack, MPRESS, PECompact, MEW, NSPack, PESpin, PyInstaller, ConfuserEx, and Molebox, and reaches 100% for several of them. On PE64 binaries, the picture is sparser because some families have no relevant 64-bit samples, while among families with available support, recall reaches 100% after fix for all except Themida, which still improves substantially to 63.8%. This pattern suggests that PE64 failures are even more dominated by missing or incomplete signatures than PE32 failures.

The fixes also improve quality beyond recall alone. The average F1 increases from 52.9% to 57.2%. This gain comes despite the expected trade-off of a high-recall fix strategy. Average precision decreases from 59.1% to 46.2%, and average FPR increases from 1.7% to 9.4%. For the packer family identification, however, F1 improves substantially in many important cases. For example, overall F1 rises from 9.9 to 26 for Themida, from 52.4 to 72.6 for ASPack, from 25.6 to 52.5 for MPRESS, from 31.6 to 97.5 for MEW, from 0.4 to 14.8 for NSPack, from 0 to 14.7 for PESpin, from 98.4 to 100 for PyInstaller, from 0 to 79.3 for ConfuserEx, and from 49 to 100 for Molebox. Some families do show lower precision after fix, such as UPX (79.3% \rightarrow 59.1%), Petite (29.6% \rightarrow 16.4%), and NSPack (17% \rightarrow 8%), but the recall gains are large enough that F1 remains competitive. Overall, the signature-based fixes do not merely make the tools more permissive. Rather, they recover many packer labels that were previously missed, enabling correct unpacker selection. The remaining hard case is Themida. For nearly all other families, the repaired tools approach complete or near-complete recovery.

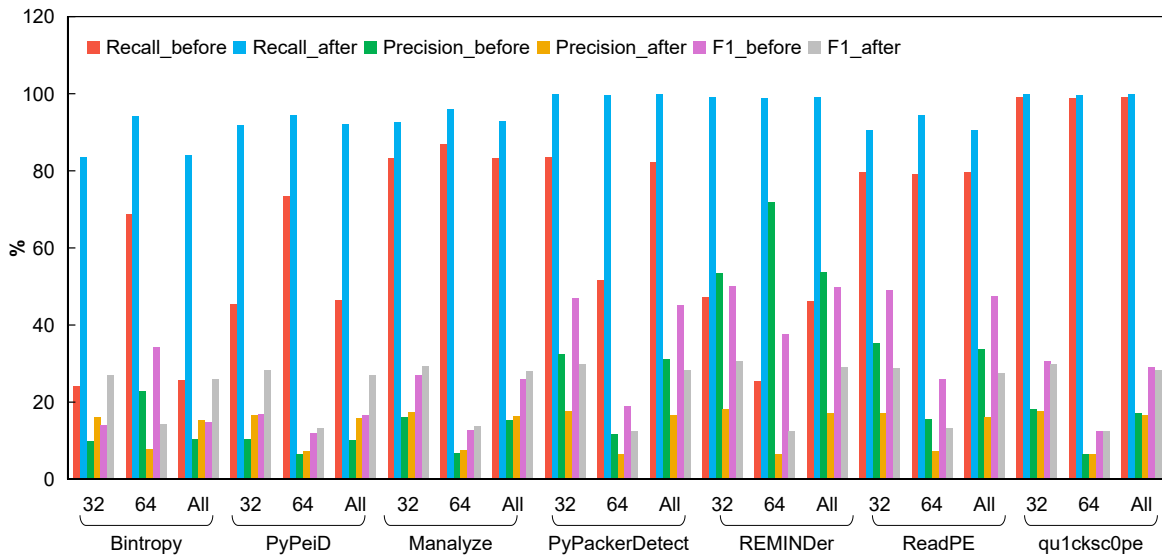


Figure 4: Packedness Identification Performance on PE32 binaries, PE64 binaries and Combined

4.3.2 Packedness Identification. Since we preserve each tool’s original heuristic strategy, post-fix performance remains heterogeneous. However, the fixes substantially expand coverage of packed samples. As shown in Figure 4, average recall increases from 25.8% to 84% for Bintropy, 46.5% to 92% for PyPEiD, 83.29% to 92.80% for Manalyze, 82.3% to 99.8% for PyPackerDetect, 46.3% to 99.1% for REMINDER, 79.7% to 90.6% for ReadPE, and 99.1% to 99.8% for qu1cksc0pe. The same pattern holds on both architectures. After repair, PE32 recall reaches 83.5%–99.8%, and PE64 recall reaches 94.2%–99.7%. These gains indicate that much of the pre-fix weakness of heuristic detection comes from incomplete rule coverage rather than an inherent inability to detect packed binaries. The trade-off is that the repaired heuristics become much more permissive. Precision drops to roughly 15%–17% for most tools, and FPR rises sharply. Thus, F1 improves mainly for weaker baselines such as Bintropy (14.9 → 26), PyPEiD (16.5 → 27.1), and Manalyze (25.8 → 27.9), but not for already high-recall tools such as PyPackerDetect, ReadPE, and qu1cksc0pe.

The family-level results show that fix is effective not only overall but also across packer types. After fix, coverage becomes consistently high for most families, in which recall reaches 92.1%–100% for UPX, 94.3%–99.4% for Themida, 100% for WinUpack, 64.1%–100% for ASPack, 86.5%–99.8% for Petite, 87.5%–98.2% for Armadillo, 99.8%–100% for MPRESS, 85.6%–99.7% for PECompact, 100% for MEW, 97.1%–99.4% for NSPack, 97.6%–99.6% for PESpin, 99.1%–100% for PyInstaller, 60%–100% for ConfuserEx, and 100% for Molebox. More importantly, repair largely closes the large pre-fix gaps between tools. For example, Bintropy improves from 24.3% to 79.1% on UPX, from 42.9% to 94.8% on Themida, from 3.8% to 100% on WinUpack, and from 45.1% to 85.6% on PECompact. PyPEiD improves from 47.9% to 92.1% on UPX, from 73.3% to 98.9% on Themida, and from 11.5% to 100% on WinUpack. Overall, the results show that our fix strategy substantially reduces missed packed binaries and eliminates most family-level blind spots, although at the expected cost of lower precision.

4.4 RQ3: Downstream Impact on Malware Classification

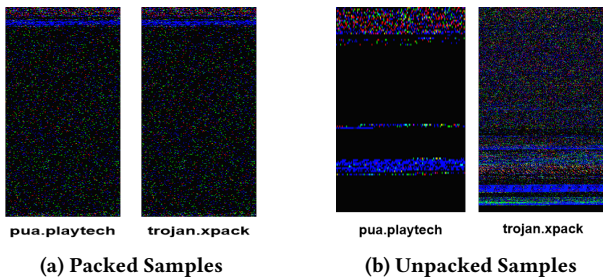
To assess the practical consequences incorrect packer identification, we next examine their downstream impact on malware classification. Table 5 compares classification performance before and after fixing packer identification tools and then applying the corresponding unpackers. Across nearly all classifiers, the fixes lead to clear improvements in precision, recall, and F1 score. This result shows that incorrect packer identification does not merely affect the unpacking stage in isolation. Rather, it propagates through the analysis pipeline and substantially degrades downstream classification performance. It also highlights that reliable malware classification depends on first correctly identifying the packer and applying the appropriate unpacking procedure.

The impact is particularly striking for methods that rely heavily on byte-level or structural regularities. For example, DNN [52] achieves only 0.01% precision before the fixes, while reaches 95.3% precision after the fixes are applied. This dramatic gap suggests that packing severely distorts the linear byte-level relationships on which such models depend. Although KNN [7] attains a relatively high average precision of 84.8% before the fixes, its performance remains highly uneven across malware categories, with precision dropping below 50% on more than 35% of them. Even for methods with various features extracted from binaries that appear more robust overall, the fixes consistently improve performance, indicating that successful unpacking benefits a wide range of classification paradigms rather than only a few particularly fragile models. Besides, the average accuracy of scan engines in VirusTotal [17] also improves from 14.2% to 25.3%.

We further investigate this effect using VisUnpac [76], the best-performing method in Table 5. Although its overall performance remains relatively strong before the fixes, its average precision, recall, and F1 score still drop from 99.7%, 99.7%, and 99.7% after the fixes to 96.6%, 96.1%, and 95.9% before the fixes. This degradation

Table 5: Malware Classification Before vs. After Fix (%)

Method	Before Fix			After Fix		
	Prec.	Recall	F1	Prec.	Recall	F1
DNN [52]	0.01	1.00	0.02	95.3	94.2	94.5
KNN [7]	84.8	82.0	81.9	95.0	92.8	92.7
CNN+DT [2]	21.0	22.5	18.4	23.5	23.7	21.5
DRBA [15]	90.2	89.0	87.5	99.3	99.3	99.3
dataenhance [35]	91.1	90.2	89.9	98.9	98.8	98.9
VisMal [75]	94.3	93.0	92.1	99.7	99.7	99.7
GIST [40]	89.4	89.1	89.2	98.8	98.7	98.7
MDMC [70]	92.4	92.2	91.4	99.4	99.4	99.4
LBP [36]	90.8	90.4	90.4	98.9	98.9	98.9
Zhao et al. [73]	83.6	77.0	78.0	93.8	87.4	89.0
Chen et al. [12]	89.5	89.9	88.4	97.8	97.7	97.6
Adkins et al. [1]	87.9	87.3	86.1	98.9	99.0	98.7
Malfiner [77]	96.0	95.6	95.3	99.6	99.6	99.6
VisUnpac [76]	96.6	96.1	95.9	99.7	99.7	99.7

**Figure 5: VisUnpac Feature Data Distributions**

is concentrated in a small set of categories, including *pua.playtech*, *trojan.fareit*, *trojan.cobaltstrike*, *trojan.rozena*, *trojan.toolbar*, *trojan.swisyn*, *trojan.wacapew*, and *trojan.xpack*. Before the fixes, several of these categories exhibit substantial errors, with precision as low as 36.8% for *pua.playtech*, 37.5% for *trojan.fareit*, 44.4% for *trojan.cobaltstrike*, 48.7% for *trojan.swisyn*, and 42.6% for *trojan.wacapew*, while *trojan.rozena* is not correctly classified at all. After the fixes, all of these categories reach 100% for all metrics. A closer inspection reveals that these errors are closely tied to packing-induced similarity, as illustrated in Figure 5. In particular, *pua.playtech* and *trojan.xpack* are frequently confused with each other because both are packed with NSpack, which produces highly similar packed feature data distributions. Once the packer is correctly identified and the corresponding unpacker is applied, VisUnpac recovers the distinguishing feature data distributions of the original programs and achieves perfect classification on these categories.

A similar pattern appears in other categories. Without correct packer identification and successful unpacking, such samples become difficult to distinguish. Meanwhile, the impact of packing is not uniform across malware categories. Some categories, such as *adware.domaiq*, *adware.imali*, *trojan.dridex*, and *trojan.wannacry*, still achieve precision above 98% when packed with packers such as UPX, PECompact, Petite, and MPRESS, and even when they are not fully unpacked before or after the fixes. This suggests that some

packers preserve enough family-specific information for classification to remain effective, whereas others dominate the observable representation and obscure the true malware-specific features. Therefore, the downstream impact of packer identification errors depends not only on whether unpacking succeeds, but also on how strongly a given packer distorts the discriminative characteristics used by a classifier. More broadly, our findings challenge the common assumption in prior work [7, 36, 40, 52, 67, 75] that packing has only limited impact on malware classification.

5 Threats to Validity

Internal Validity. A primary threat is the correctness of our unpacking-validated oracle. Although successful unpacking is strong semantic evidence, imperfect unpackers may still fail on correctly identified samples or only partially recover analyzable content. We mitigate this threat by integrating both generic and customized unpackers and using the resulting unpacking outcomes collaboratively as semantic validation evidence. A further threat concerns downstream dataset labeling. Although labeling combined automatic assignment, database confirmation, dynamic analysis, reverse engineering, and multi-author agreement checks, some residual bias may remain. We mitigate this threat through iterative validation with Cohen’s Kappa above 0.9 and third-author adjudication.

External Validity. Our evaluation is based on VirusShare PE executables and a large yet still incomplete set of packer identification tools and unpackers. The benchmark may not fully represent all real-world packers, malware distributions, or executable formats. In addition, our repairs focus on open-source signature-based and heuristic-based tools, and cannot directly extend to proprietary tools or methods requiring unavailable implementations or retraining. Finally, unpacker-guided repair is limited by the availability of public unpackers, although our framework is designed to incorporate additional unpackers in the future.

6 Conclusion

We present a semantic validation framework for packer identification tools that uses unpackers as executable semantic contracts and normalizes heterogeneous outputs into a common basis for cross-tool comparison. This design enables automatic detection, localization, and repair of semantic bugs without requiring manually labeled ground truth. Our study shows that such bugs are widespread in existing tools, that targeted fixes substantially improve packer identification coverage, and that these improvements lead to better downstream malware classification. These results highlight the importance of semantically validating foundational malware analysis tools.

References

- [1] Francis Adkins, Luke Jones, Martin Carlisle, and Jason Upchurch. 2013. Heuristic malware detection via basic block comparison. In *2013 8th International Conference on Malicious and Unwanted Software: "The Americas" (MALWARE)*. IEEE, 11–18.
- [2] Saadaldeen Rashid Ahmed, Salah J Mohamed, Mohammed S Aljanabi, Sameer Algburi, Duaa A Majeed, Neesrin Ali Kurdi, Mohammed Al-Sarem, and Jamal Fadhil Tawfeq. 2024. A Novel Approach to Malware Detection using Machine Learning and Image Processing. In *Proceedings of the Cognitive Models and Artificial Intelligence Conference*. 298–302.
- [3] aldeid. 2018. Category: Digital-Forensics/Computer-Forensics/Anti-Reverse-Engineering/Packers/WinUpack. <https://www.aldeid.com/wiki/Category:Digital-Forensics/Computer-Forensics/Anti-Reverse-Engineering/Packers/WinUpack>. Last edited March 7, 2018. Accessed March 26, 2026.
- [4] ASPack Software. 2020. ASPack Downloads. <http://www.aspack.com/downloads.html>. Accessed: 2026-03-22.
- [5] atillamester. 2025. UniPacker: Automatic and Platform-Independent Unpacker for Windows Binaries Based on Emulation. <https://github.com/unipacker/unipacker>. GitHub repository, accessed Mar. 24, 2026.
- [6] Munkhbayar Bat-Erdene, Hyundo Park, Hongzhe Li, Heejo Lee, and Mahn-Soo Choi. 2017. Entropy analysis to classify unknown packing algorithms for malware detection. *International Journal of Information Security* 16, 3 (2017), 227–248.
- [7] Ikram Ben Abdel Ouahab, Mohammed Bouhorma, Anouar Abdelhakim Boudhir, and Lotfi El Aachak. 2020. Classification of Grayscale Malware Images Using the K-Nearest Neighbor Algorithm. In *Innovations in Smart Cities Applications Edition 3*, Mohamed Ben Ahmed, Anouar Abdelhakim Boudhir, Domingos Santos, Mohamed El Aroussi, and Ismail Rakıp Karas (Eds.). Springer International Publishing, Cham, 1038–1050.
- [8] Vivek Bhardwaj, Vinay Kukreja, Chetan Sharma, Isha Kansal, and Renu Popali. 2021. Reverse engineering-a method for analyzing malicious code behavior. In *2021 international conference on advances in computing, communication, and control (ICAC3)*. IEEE, 1–5.
- [9] Fabrizio Biondi, Michael A Enescu, Thomas Given-Wilson, Axel Legay, Lamine Noureddine, and Vivek Verma. 2019. Effective, efficient, and robust packing detection and classification. *Computers & Security* 85 (2019), 436–451.
- [10] Alexandre Borges. 2026. Manalyze: A static analyzer for PE executables. <https://github.com/JusticeRage/Manalyze>. GitHub repository, accessed March 14, 2026.
- [11] cg10036. [n. d.]. Themida Unpacker for .NET. <https://github.com/cg10036/Themida-Unpacker-for-.NET>. GitHub repository, accessed Mar. 25, 2026.
- [12] Jinrong Chen. 2020. A malware classification method based on basic block and CNN. In *Neural Information Processing: 27th International Conference, ICONIP 2020, Bangkok, Thailand, November 18–22, 2020, Proceedings, Part IV 27*. Springer, 275–283.
- [13] Jeremy Collake. 2017. PECompact – Windows (PE) Executable Compressor. <https://bitsum.com/portfolio/pecompact/>. Accessed: 2026-03-26.
- [14] cracklinglandia. [n. d.]. fuu: A Tool for Unpacking or Analyzing Packed Executables. <https://github.com/cracklinglandia/fuu>. GitHub repository, accessed Mar. 25, 2026.
- [15] Zhihua Cui, Fei Xue, Xingjuan Cai, Yang Cao, Gai-ge Wang, and Jinjun Chen. 2018. Detection of Malicious Code Variants Based on Deep Learning. *IEEE Transactions on Industrial Informatics* 14, 7 (2018), 3187–3196. doi:10.1109/TII.2018.2822680
- [16] CYB3RMX. 2026. Qu1cksc0pe. <https://github.com/CYB3RMX/Qu1cksc0pe>. GitHub repository. Accessed: 2026-03-14.
- [17] Gordon Darroch. 2026. How it works. *VirusTotal* (2026). <https://docs.virustotal.com/docs/how-it-works>
- [18] Un4seen Developments. [n. d.]. Win32 Executable Compressor. <https://www.un4seen.com/petite/>. Accessed: 2026-03-26.
- [19] Marco Di Gennaro, Mario D’Onghia, Mario Polino, Stefano Zanero, and Michele Carminati. 2025. PackHero: A Scalable Graph-based Approach for Efficient Packer Identification. In *International Conference on Detection of Intrusions and Malware, and Vulnerability Assessment*. Springer, 253–274.
- [20] Evan Downing, Yisroel Mirsky, Kyuhong Park, and Wenke Lee. 2021. {DeepReflect}: Discovering malicious functionality through binary reconstruction. In *30th USENIX security symposium (USENIX Security 21)*. 3469–3486.
- [21] Exeinfo ASL. 2026. ASL. <https://github.com/ExeinfoASL/ASL/tree/master>. GitHub repository. Accessed: 2026-03-14.
- [22] extremecoders-re. [n. d.]. PyInstaller Extractor. <https://github.com/extremecoders-re/pyinstxtractor>. GitHub repository, accessed Mar. 24, 2026.
- [23] fatrolls. [n. d.]. Quick-Unpack: A Fast Tool for Unpacking Executables. <https://github.com/fatrolls/Quick-Unpack>. GitHub repository, accessed Mar. 25, 2026.
- [24] FFRI Security, Inc. and Koh M. Nakagawa. [n. d.]. pypeid: Yet another implementation of PEiD with yara-python. <https://github.com/FFRI/pypeid>. GitHub repository, accessed March 14, 2026.
- [25] Fraunhofer FKIE. [n. d.]. Malpedia is a free service offered by Fraunhofer FKIE. <https://malpedia.caad.fkie.fraunhofer.de/>. Accessed: 2026-03-26.
- [26] Nguyen Minh Hai, Mizuhito Ogawa, and Quan Thanh Tho. 2017. Packer identification based on metadata signature. In *Proceedings of the 7th software security, protection, and reverse engineering/software security and protection workshop*. 1–11.
- [27] Seungwon Han, Keungi Lee, and Sangjin Lee. 2009. Packed PE file detection for malware forensics. In *2009 2nd International Conference on Computer Science and Its Applications, CSA 2009*. 5404211.
- [28] hasherezade. [n. d.]. mal_unpack: Dynamic Unpacker Based on PE-sieve. https://github.com/hasherezade/mal_unpack. GitHub repository, accessed Mar. 25, 2026.
- [29] horsicq. 2026. Detect It Easy (DiE). <https://github.com/horsicq/Detect-It-Easy>. GitHub repository. Accessed: Feb. 21, 2026.
- [30] Ice3man543. [n. d.]. MalScan. <https://github.com/Ice3man543/MalScan>. GitHub repository, accessed March 18, 2026.
- [31] Kesav Kancherla, John Donahue, and Srinivas Mukkamala. 2016. Packer identification using Byte plot and Markov plot. *Journal of Computer Virology and Hacking Techniques* 12, 2 (2016), 101–111.
- [32] Kanxue. [n. d.]. Kanxue Tool. <https://tool.kanxue.com/>. Accessed Mar. 24, 2026.
- [33] Jiliang Li, Yifan Zhang, Yu Huang, and Kevin Leach. 2025. Malmixer: Few-shot malware classification with retrieval-augmented semi-supervised learning. In *2025 IEEE 10th European Symposium on Security and Privacy (EuroS&P)*. IEEE, 268–288.
- [34] Xingwei Li, Zheng Shan, Fudong Liu, Yihang Chen, and Yifan Hou. 2019. A consistently-executing graph-based approach for malware packer identification. *IEEE Access* 7 (2019), 51620–51629.
- [35] Yajun Liu, Hong Fan, Jianguang Zhao, Jianfang Zhang, and Xinxin Yin. 2024. Efficient and generalized image-based CNN algorithm for multi-class malware detection. *IEEE Access* (2024).
- [36] Ya-shu Liu, Yu-Kun Lai, Zhi-Hai Wang, and Han-Bing Yan. 2019. A new learning approach to malware classification using discriminative feature extraction. *IEEE Access* 7 (2019), 13015–13023.
- [37] Robert Lyda and James Hamrock. 2007. Using entropy analysis to find encrypted and packed malware. *IEEE security & privacy* 5, 2 (2007), 40–45.
- [38] Nahid Maleki, Mehdi Bateni, and Hamid Rastegari. 2019. An improved method for packed malware detection using PE header and section table information. *International Journal of Computer Network and Information Security* 9, 9 (2019), 9.
- [39] mentebinaria. 2026. ReadPE: Portable Executable File Reader. <https://github.com/mentebinaria/readpe>. GitHub repository. Accessed: Feb. 21, 2026.
- [40] L. Nataraj, S. Karthikeyan, G. Jacob, and B. S. Manjunath. 2011. Malware images: visualization and automatic classification. In *Proceedings of the 8th International Symposium on Visualization for Cyber Security (VizSec '11)*. Association for Computing Machinery, New York, NY, USA, Article 4, 7 pages. doi:10.1145/2016904.2016908
- [41] Markus F.X.J. Oberhumer, László Molnár, and John F. Reiser. [n. d.]. the Ultimate Packer for eXecutables. <https://upx.github.io/>. Accessed: 2024-12-30.
- [42] orcastor. [n. d.]. unpack: An Unpacking Tool for PE Binaries. <https://github.com/orcastor/unpack>. GitHub repository, accessed Mar. 24, 2026.
- [43] Oreans Technologies. [n. d.]. Themida Protector. <https://www.oreans.com/Themida.php>. Accessed: 2026-03-22.
- [44] Kevin O’Reilly and CAPEv2 contributors. 2026. CAPEv2: Malware Configuration and Payload Extraction. <https://github.com/kevoreilly/CAPEv2>. GitHub repository, accessed May 25, 2026.
- [45] packing-box. [n. d.]. pypackerdetect: Packing detection tool for PE files. <https://github.com/packing-box/pypackerdetect?tab=readme-ov-file>. GitHub repository, accessed March 14, 2026.
- [46] packing-box. 2026. Awesome Executable Packing. <https://github.com/packing-box/awesome-executable-packing>. GitHub repository, accessed Mar. 24, 2026.
- [47] packing-box. 2026. PEiD: Portable Executable Identifier. <https://github.com/packing-box/peid>. GitHub repository. Accessed: Feb. 21, 2026.
- [48] Marco Pontello. [n. d.]. TrID - File Identifier. <https://mark0.net/soft-trid-e.html>. Accessed: 2026-03-14.
- [49] PyInstaller Development Team. [n. d.]. PyInstaller Manual. <https://pyinstaller.org/en/stable/>. Version 6.19.0, accessed: 2026-03-22.
- [50] Yitong Ren, Yanjun Xiao, Yinghai Zhou, Zhiyong Zhang, and Zhihong Tian. 2022. CSKG4APT: A cybersecurity knowledge graph for advanced persistent threat organization attribution. *IEEE Transactions on Knowledge and Data Engineering* 35, 6 (2022), 5695–5709.
- [51] Moustafa Saleh, E Paul Ratazzi, and Shouhuai Xu. 2017. A control flow graph-based signature for packer identification. In *MILCOM 2017-2017 IEEE Military Communications Conference (MILCOM)*. IEEE, 683–688.
- [52] Joshua Saxe and Konstantin Berlin. 2015. Deep neural network based malware detection using two dimensional binary program features. In *2015 10th International Conference on Malicious and Unwanted Software (MALWARE)*. 11–20. doi:10.1109/MALWARE.2015.7413680
- [53] SecurityXploded. [n. d.]. PESpin Plugin for ImpREC. <https://securityxploded.com/pespinplugin.php>. Accessed: 2026-03-26.
- [54] Softpedia. 2004. MEW - Download - Softpedia. <https://www.softpedia.com/get/Programming/Packers-Crypters-Protectors/MEW-SE.shtml>. Accessed: 2026-03-22.

- [55] MATCODE Software. [n. d.]. MPRESS is a free, high-performance executable packer for PE32/PE32+/.NET/MAC-DARWIN executable formats! https://www.autohotkey.com/mpress/mpress_web.htm. Accessed: 2026-03-26.
- [56] Jon Stephens, Babak Yadegari, Christian Collberg, Saumya Debray, and Carlos Scheidegger. 2018. Probabilistic obfuscation through covert channels. In *2018 IEEE European Symposium on Security and Privacy (EuroS&P)*. IEEE, 243–257.
- [57] Alexey Sudachen. [n. d.]. Molebox Virtualization. <https://sudachen.github.io/Molebox/>. Official website, accessed: 2026-03-22.
- [58] Li Sun, Steven Versteeg, Serdar Boztaş, and Trevor Yann. 2010. Pattern recognition techniques for the classification of malware packers. In *Australasian Conference on Information Security and Privacy*. Springer, 370–390.
- [59] Threat Intelligence Team. 2025. Revisiting the NSIS-based crypter . <https://www.threatdown.com/blog/revisiting-the-nsis-based-crypter/>. Accessed: July 17, 2025.
- [60] Top4Download.com. [n. d.]. PEiD screenshot. <https://www.top4download.com/peid-tab/screenshot-gaqrxbek.html>. Accessed: 2026-03-18.
- [61] Xabier Ugarte-Pedrero, Davide Balzarotti, Igor Santos, and Pablo G Bringas. 2016. Rambo: Run-time packer analysis with multiple branch observation. In *International Conference on Detection of Intrusions and Malware, and Vulnerability Assessment*. Springer, 186–206.
- [62] Susana M Vieira, Uzay Kaymak, and João MC Sousa. 2010. Cohen’s kappa coefficient as a performance measure for feature selection. In *International conference on fuzzy systems*. IEEE, 1–8.
- [63] VirusShare. [n. d.]. VirusShare: A Repository of Malware Samples. <https://virusshare.com/>. Accessed Feb. 7, 2026.
- [64] wolfram77web. 2026. app-peid. <https://github.com/wolfram77web/app-peid>. GitHub repository. Accessed: 2026-03-14.
- [65] Peng Wu, Mohan Gao, Fuhui Sun, Xiaoyan Wang, and Li Pan. 2025. Multi-perspective API call sequence behavior analysis and fusion for malware classification. *Computers & Security* 148 (2025), 104177.
- [66] XenocodeRCE. 2017. ConfuserEx-Unpacker: A Dynamic Unpacker for ConfuserEx-Protected Binaries. <https://github.com/XenocodeRCE/ConfuserEx-Unpacker>. GitHub repository, accessed Mar. 25, 2026.
- [67] Hiromu Yakura, Shinnosuke Shinozaki, Reon Nishimura, Yoshihiro Oyama, and Jun Sakuma. 2018. Malware analysis of imaged binary samples by convolutional neural network with attention mechanism. In *Proceedings of the Eighth ACM Conference on Data and Application Security and Privacy*. 127–134.
- [68] yck1509. 2015. ConfuserEx. <https://github.com/yck1509/ConfuserEx>. GitHub repository, archived Jan. 27, 2019; accessed Mar. 26, 2026.
- [69] Yt-trium. [n. d.]. PKLITE-1.12-data-unpacker. <https://github.com/Yt-trium/PKLITE-1.12-data-unpacker>. GitHub repository, accessed Mar. 24, 2026.
- [70] Baoguo Yuan, Junfeng Wang, Dong Liu, Wen Guo, Peng Wu, and Xuhua Bao. 2020. Byte-level malware classification based on markov images and deep learning. *Computers & Security* 92 (2020), 101740. doi:10.1016/j.cose.2020.101740
- [71] Huan Zhang, Lixin Zhao, Aimin Yu, Lijun Cai, and Dan Meng. 2024. Ranker: Early ransomware detection through kernel-level behavioral analysis. *IEEE Transactions on Information Forensics and Security* 19 (2024), 6113–6127.
- [72] Jixin Zhang, Kehuan Zhang, Zheng Qin, Hui Yin, and Qixin Wu. 2018. Sensitive system calls based packed malware variants detection using principal component initialized MultiLayers neural networks. *Cybersecurity* 1, 1 (2018), 10.
- [73] Zilin Zhao, Dawei Zhao, Shumian Yang, and Lijuan Xu. 2023. Image-Based Malware Classification Method with the AlexNet Convolutional Neural Network Model. *Security and Communication Networks* 2023, 1 (2023), 6390023.
- [74] Tao Zheng, Qiyu Hou, Xingshu Chen, Hao Ren, Meng Li, Hongwei Li, and Changxiang Shen. 2025. Gupacker: Generalized Unpacking Framework for Android Malware. *IEEE Transactions on Information Forensics and Security* (2025).
- [75] Fangtian Zhong, Zekai Chen, Minghui Xu, Guoming Zhang, Dongxiao Yu, and Xiuzhen Cheng. 2023. Malware-on-the-Brain: Illuminating Malware Byte Codes With Images for Malware Classification. *IEEE Trans. Comput.* 72, 2 (2023), 438–451. doi:10.1109/TC.2022.3160357
- [76] Fangtian Zhong, Qin Hu, Yili Jiang, Jiaqi Huang, and Xiuzhen Cheng. 2025. Unveiling Malware Visual Patterns: A Self-Analysis Perspective. *IEEE Transactions on Information Forensics and Security* (2025).
- [77] Fangtian Zhong, Qin Hu, Yili Jiang, Jiaqi Huang, Cheng Zhang, and Dinghao Wu. 2024. Enhancing malware classification via self-similarity techniques. *IEEE Transactions on Information Forensics and Security* (2024).