

The Symmetric Location Problem: a Song of Efficiency and Robustness

Stefano Fortunati

SCOPE

The aim of this Lecture Note is to introduce the Signal Processing (SP) community to a powerful yet still under-utilised tool: the semiparametric statistics. In short, the semiparametric framework allows us to estimate or perform hypothesis testing on a *finite-dimensional parameter* in the presence of an *infinite-dimensional nuisance parameter* (i.e. a function), such as the density of the noise. Clearly, this framework is general enough to include almost every SP application.

Remarkably, as the title suggests drawing on George R. R. Martin's famous book series, the greatest advantage of semiparametric statistics over parametric and non-parametric ones lies in the fact that it is able to reconcile two seemingly dichotomous concepts: *statistical efficiency* and *robustness*. Here, robustness is understood in the sense of "distribution-freeness", that is the estimation performance must be robust with respect to the lack of knowledge of the functional form of the generating data distribution.

To explain exactly what this means, in this Lecture Note we will focus our attention on the famous and fundamental symmetric location problem.

RELEVANCE

The symmetric location problem is a fundamental problem that can be found (in various forms) in countless areas of SP: source localization, time synchronization, array signal processing, and distributed sensor networks, just to name a few. Furthermore, it is important to note that the methodology we will develop for this specific problem can be extended to much more general semiparametric estimation problems, such as the estimation of the location vector and covariance matrix in elliptical data [1], [2].

Stefano Fortunati is with SAMOVAR, Télécom SudParis, Institut Polytechnique de Paris, Évry, France.

arXiv:2605.25870v1 [eess.SP] 25 May 2026

PREREQUISITES

The prerequisites for a thorough understanding of a semiparametric estimation problem are substantial, and we are well aware that they generally do not fall within the traditional background of the SP community. However, our aim here is not to provide a tutorial at the end of which the reader will be able to solve a semiparametric estimation problem from scratch. Instead, our aim is to highlight that statistics has evolved well beyond the foundational SP textbooks (such as those by van Trees and Kay) revealing a rich landscape of new ideas and techniques awaiting to be explored.

PROBLEM STATEMENT

Let X_1, \dots, X_n be n independent and identically distributed (i.i.d.) observations such that:¹

$$\mathbb{R} \ni X_i \sim p_0(x) = g_0(x - \theta_0). \quad (1)$$

and g_0 belongs to the set of *non-vanishing, symmetric* densities:

$$\mathcal{S} \triangleq \{g : \mathbb{R} \rightarrow \mathbb{R}^+ | g(x) = g(-x)\}, \quad (2)$$

with (absolutely continuous) cumulative distributions given by $G(x) = \int_{-\infty}^x g(\alpha) d\alpha$, for all $g \in \mathcal{S}$.

We aim to estimate θ_0 in a *semiparametric sense*, without specifying any $g \in \mathcal{S}$ as generating density of the data. In particular, we will consider $g \in \mathcal{S}$ as an infinite-dimensional (functional) nuisance parameter. Then, the relevant semiparametric model can be cast as follows:

$$\mathcal{P}_{\theta,g} \triangleq \{p_{\theta,g}(x) = g(x - \theta) | \theta \in \mathbb{R}, g \in \mathcal{S}\}. \quad (3)$$

Note that the classical parametric location problem is a particular case of the semiparametric one, since it is based on the parametric model:

$$\mathcal{P}_\theta \triangleq \{p_\theta(x) = g_0(x - \theta) | \theta \in \mathbb{R}\} \subseteq \mathcal{P}_{\theta,g}. \quad (4)$$

For further reference, we said that \mathcal{P}_θ is a *parametric sub-model* of $\mathcal{P}_{\theta,g}$.

Specifically, we will show two surprising properties on this semiparametric model. Let $\hat{\theta}$ be an estimator of θ_0 , then:

¹*Background:* Let $(\mathcal{X}, \mathfrak{B}(\mathcal{X}), P_0)$ be a probability space where the sample space \mathcal{X} is (a subset of) \mathbb{R} , $\mathfrak{B}(\mathcal{X})$ is the Borel σ -algebra on \mathcal{X} and P_0 is a probability measure. Moreover, P_0 is assumed to be *absolutely continuous* with respect to (w.r.t.) the Lebesgue measure λ on \mathbb{R} with density p_0 such that $dP_0 = p_0 d\lambda$. Let $f : \mathcal{X} \rightarrow \mathbb{R}$ be an $\mathfrak{B}(\mathcal{X})$ -measurable function, then $E_0\{f\} \triangleq \int f dP_0$ indicates its expectation w.r.t. P_0 . The symbols \xrightarrow{d} and $\xrightarrow{L_2}$ indicates the convergence in distribution and the mean-square convergence respectively. Let x_l be a sequence of random variables. Then $x_l = o_{P_0}(1)$ if $\lim_{l \rightarrow \infty} \Pr\{|x_l| \geq \epsilon\} = 0, \forall \epsilon > 0$ (convergence in P_0 -probability to 0).

- The semiparametric lower bound to the Mean Squared Error (MSE) $E_0\{(\hat{\theta} - \theta_0)^2\}$ of any consistent estimator $\hat{\theta}$ of θ_0 derived in the semiparametric model $\mathcal{P}_{\theta,g}$ is equal to the classical parametric bound derived in \mathcal{P}_θ . In other words, knowing or not knowing the true density g_0 does not have any impact on the (asymptotic) efficiency bound.
- It is possible to derive a robust, “ g_0 -free” estimator $\hat{\theta}$ of θ_0 that is (almost) efficient for any possible $g \in \mathcal{S}$.

SOLUTION

Local Asymptotic Normality of the parametric sub-model \mathcal{P}_θ

A milestone in modern statistics is the concept of Local Asymptotic Normality (LAN), introduced by Lucien Le Cam [3, Ch. 6] (see also [4, Ch.7]). The LAN property offers a unifying framework that revisits familiar concepts, such as the *score* and *Fisher Information*, in a far more general setting. To balance rigor with clarity, in this Lecture Note we decided to adopt over-restrictive regularity conditions, grounding the discussion in familiar, well-understood quantities.

Let us start from the parametric sub-model \mathcal{P}_θ in (4), where the generating density $g_0 \in \mathcal{S}$ is assumed to be known. Then, we can introduce the well-known (parametric) *score* for θ_0 as:

$$s_{\theta_0}(x) \triangleq \left. \frac{d}{d\theta} \ln g_0(x - \theta) \right|_{\theta=\theta_0} = \varphi_{g_0}(x - \theta_0), \quad (5)$$

where we defined the function:

$$\varphi_g(u) \triangleq -\frac{g'(u)}{g(u)}, \quad g \in \mathcal{S}. \quad (6)$$

Note that, since g is even, g' is odd, that is $g'(u) = -g'(-u)$ and consequently $\varphi_g(u)$ is an odd function for all $g \in \mathcal{S}$. This immediately implies that the score s_{θ_0} is an odd function of $(x - \theta_0)$. We can also introduce the (parametric) *Fisher Information* (FI) for θ_0 as:

$$I(\theta_0) \triangleq E_0 \{s_{\theta_0}^2(X)\} = E_0 \{\varphi_{g_0}^2(X - \theta_0)\}. \quad (7)$$

In the rest of the document, we will always assume that [4, Lemma 7.6]:

A1) The map $\theta \mapsto \sqrt{p_\theta(x)}$ is continuously differentiable for every $x \in \mathcal{X}$,

A2) $I(\theta)$ is well-defined and continuous in $\theta \in \mathbb{R}$.

An important property of the score that will be used in the following is that, under A1, $E_0\{s_{\theta_0}(X)\} = 0$.

Then under A1 and A2, we have that the sequence of parametric sub-models:

$$\mathcal{P}_\theta^n \triangleq \left\{ p_\theta(x_1, \dots, x_n) = \prod_{i=1}^n g(x_i - \theta) \mid \theta \in \mathbb{R} \right\}, \quad (8)$$

is *local asymptotically normal* at a point θ_0 , that is [4, Theo. 7.2], for $h \in \mathbb{R}$, as $n \rightarrow \infty$:

$$\ln \prod_{i=1}^n \frac{p_{\theta_0+h/\sqrt{n}}(X_i)}{p_{\theta_0}} = \Delta_{0,n}(\theta_0)h - \frac{1}{2}I(\theta_0)h^2 + o_{P_0}(1), \quad (9)$$

where, in the Le Cam' terminology, the term $\Delta_{0,n}(\theta_0)$ is called *central sequence* and it given by:

$$\Delta_{0,n}(\theta_0) \triangleq \frac{1}{\sqrt{n}} \sum_{i=1}^n s_{\theta_0}(X_i). \quad (10)$$

A fundamental property of the central sequence that we will use throughout this Lecture Note is that $\Delta_{0,n}(\theta_0)$ is asymptotically normal with zero mean and variance $I(\theta_0)$:

$$\Delta_{0,n}(\theta_0) \xrightarrow{d} \mathcal{N}(0, I(\theta_0)). \quad (11)$$

From \mathcal{P}_θ to $\mathcal{P}_{\theta,g}$: adaptivity and the semiparametric efficiency bound

While our journey has been relatively smooth so far, the road begins to get steeper now that we must define the counterparts of the score and the FI for the semiparametric model $\mathcal{P}_{\theta,g}$ where $g \in \mathcal{S}$ is an infinite-dimensional unknown parameter. How do we handle functional parameters in this context? The bridge between classical parametric and semiparametric theory lies in the concept of Hilbert space. Since the tools associated with this space are dimension-agnostic, they apply equally to finite and infinite dimensional parameters. This means we can unify the treatment of both types of parameters within the same mathematical framework. Specifically, we need the following three ingredients:

- the Hilbert space \mathcal{H} of all zero-mean and finite variance, random functions of the observations:

$$\mathcal{H} \triangleq \{h : \mathbb{R} \rightarrow \mathbb{R} | E_0\{h(X)\} = 0, E_0\{h^2(X)\} < +\infty\}. \quad (12)$$

This is the ‘‘ambient space’’ in which an estimation problem can be embedded.

- a notion of *nuisance tangent space* $\mathcal{T} \subseteq \mathcal{H}$ for a parametric or semiparametric model. This subset of \mathcal{H} characterizes in a geometrical way the nuisance parameter.
- an orthogonal projection operator of a generic element $h \in \mathcal{H}$ onto \mathcal{T} , i.e. $\Pi(h|\mathcal{T}) \in \mathcal{T}$.

For a formal definition of this concepts we refer the reader to the reference book [5, Ch. 3] while a tutorial and accessible presentation can be found in [6]. Here we will limit ourselves to providing a simple and intuitive explanation with a direct link to the symmetric location problem. First of all, we can notice that, under A1 and A2, the score s_{θ_0} in (5) belongs to \mathcal{H} . From the way it is defined, it is clear that this (parametric) score characterizes the problem of estimating θ_0 when g_0 is known. However, since in our semiparametric problem g_0 is not known a priori, we need subtract from s_{θ_0} in (5) the amount of missing information associated with g_0 .

This is when the magic of the geometric approach comes into play. In fact, we can introduce the *semiparametric efficient score* \bar{s}_{θ_0} as the residual of the parametric score s_{θ_0} after projecting it onto the nuisance tangent space \mathcal{T}_{g_0} associate to the nuisance function $g_0 \in \mathcal{S}$:

$$\bar{s}_{\theta_0} \triangleq s_{\theta_0} - \Pi(s_{\theta_0} | \mathcal{T}_{g_0}). \quad (13)$$

We can now define the *semiparametric efficient FI* (EFI) as:

$$\bar{I}(\theta_0 | g_0) \triangleq E_0\{\bar{s}_{\theta_0}^2(X)\}. \quad (14)$$

This EFI represents the amount of information that the observations provide about the parameter of interest θ_0 after accounting for the lack of information due to the fact that we do not know the generating density g_0 .

Intuitively, one would naturally expect EFI $\bar{I}(\theta_0 | g_0)$ to be smaller than the FI $I(\theta_0)$. Surprisingly, this is not always the case. Remarkably, for the symmetric location problem (and others), $\bar{I}(\theta_0 | g_0) = I(\theta_0)$! In other words, not knowing the generating density g_0 does not result in any loss of the amount of information that the observations provide about the parameter of interest θ_0 . When this happens, the semiparametric estimation problem is said to be *adaptive*.

To illustrate the point just made, though without any claim of completeness, we will now provide an explicit expression of the nuisance tangent space \mathcal{T}_{g_0} and its corresponding projection operator $\Pi(h | \mathcal{T}_{g_0})$. Readers interested in understanding all the mathematical details can find them in [5, Sect. 3.2]. Following [5, Sect. 3.2, Ex. 2], we have that the tangent space associated to the nuisance generating density g_0 in the semiparametric model $\mathcal{P}_{\theta, g}$ in (3) is:

$$\mathcal{T}_{g_0} = \{h \in \mathcal{H} | h(x) = h(|x - \theta_0|)\} \quad (15)$$

Moreover, from [5, App. 3.1] we have that the relevant projection operator is given by:

$$\Pi(h | \mathcal{T}_{g_0}) = \frac{1}{2}(h(x) + h(2\theta_0 - x)), \quad \forall h \in \mathcal{H}. \quad (16)$$

We have now all the ingredients to evaluate the semiparametric efficient score in (13). In fact, from (5) and (16), we have that:

$$\bar{s}_{\theta_0}(x) = s_{\theta_0}(x) - \frac{1}{2}(s_{\theta_0}(x) + s_{\theta_0}(2\theta_0 - x)) = s_{\theta_0}(x), \quad (17)$$

where the last equality follows from the oddity w.r.t. $(x - \theta_0)$ of s_{θ_0} . We have found a quite surprising result: *the semiparametric efficient score is equal to the parametric score for θ_0* . As a direct consequence,

we have that the semiparametric EFI is equal to the parametric FI:

$$\bar{I}(\theta_0|g_0) = I(\theta_0) = E_0 \{ \varphi_{g_0}^2(X - \theta_0) \}. \quad (18)$$

We can then conclude that the semiparametric symmetric location model $\mathcal{P}_{\theta,g}$ in (3) is adaptive for θ_0 in the sense that it contains the same amount of information that its parametric sub-model \mathcal{P}_θ in (4).

A question naturally arises: in classical parametric statistics, we know that the inverse of the FI $I(\theta_0)$ provides the Cramér-Rao bound (CRB), which is a lower bound on the MSE of any (unbiased) estimator $\hat{\theta}$ of θ_0 in \mathcal{P}_θ . Can we define a similar lower bound as the inverse of the EFI $\bar{I}(\theta_0|g_0)$ for the semiparametric estimation problem in $\mathcal{P}_{\theta,g}$? The answer is yes, but the proof of this result is far from simple and is based on the semiparametric extension of the celebrated Hájek–Le Cam convolution theorem [5, Sect. 3.3, Th. 2], [4, Th. 25.21]. In particular, it can be shown that any (consistent) semiparametric estimator $\hat{\theta}_n$ of θ_0 derived in $\mathcal{P}_{\theta,g}$ satisfies the following inequality:

$$\lim_{n \rightarrow \infty} E_0 \left\{ [\sqrt{n}(\hat{\theta}_n - \theta_0)]^2 \right\} \geq \bar{I}(\theta_0|g_0)^{-1}. \quad (19)$$

It is important to note here that, thanks to the adaptivity property of the symmetric location model, such semiparametric lower bound is equal to the parametric CRB, i.e. $\bar{I}(\theta_0|g_0)^{-1} = I(\theta_0)^{-1} = \text{CRB}(\theta_0)$.

And now the million-dollar question: can we derive a semiparametric estimator (that is an estimator not based g_0) whose MSE reaches the semiparametric lower bound? More specifically, how can we obtain an estimator that is *semiparametric and asymptotically efficient*, that is, an estimator which is asymptotically Gaussian and whose MSE satisfies the equality in (19)?

Before answering to this question, let's start by reviewing the classic parametric case. It is well known that, under appropriate regularity conditions a (parametric) asymptotically efficient estimator is the Maximum Likelihood Estimator (MLE) [4, Sect. 5.5]. For the symmetric location problem, the MLE for θ_0 in \mathcal{P}_θ in (4) solves the likelihood equation:

$$\Delta_{0,n}(\theta)|_{\theta=\hat{\theta}_{n,ML}} = \frac{1}{\sqrt{n}} \frac{d}{d\theta} \sum_{i=1}^n \ln g_0(x - \theta) \Big|_{\theta=\hat{\theta}_{n,ML}} = 0. \quad (20)$$

were $\Delta_{0,n}(\theta)$ is the central sequence previously defined in (10). Moreover, we have that:

$$\sqrt{n}(\hat{\theta}_{n,ML} - \theta_0) \xrightarrow{d} \mathcal{N}(0, I(\theta_0)^{-1}). \quad (21)$$

Clearly, in the semiparametric context, the MLE cannot be implemented since g_0 is unknown. In particular, the semiparametric estimator of θ_0 should be based on a robust g_0 -free version of the central sequence $\Delta_{0,n}(\theta)$. The search for such a semiparametric version of the central sequence remains a problem that is

still partly open for the general case. However, for the simple univariate case of the symmetric location problem, we can make use of a groundbreaking result proposed in [7]. This result highlights the central importance of ordered statistics and their corresponding ranks and signs in semiparametric inference. So let's take a brief detour to introduce these quantities and their properties in relation to the semiparametric symmetric location problem.

The ancillarity of the ranks and signs for the nuisance g_0

The role of the ordered statistics can be understood through the derivation of the following two statistics for $g \in \mathcal{S}$ in the semiparametric model $\mathcal{P}_{\theta,g}$ [8, Ch. 1]:

- A sufficient statistic for $g \in \mathcal{S}$ is a function of the observations $D_\theta = D_\theta(X_1, \dots, X_n)$ that contains all the information about g present in the observations $\{X_i\}_{i=1}^n$. Formally, D_θ is sufficient for g if the conditional joint distribution of $\{X_i\}_{i=1}^n$ given D_θ does not depend on g . This means that, once D_θ is known, the observations provides no additional information about g .
- An ancillary statistic $T_\theta = T_\theta(X_1, \dots, X_n)$ of $g \in \mathcal{S}$ is a statistic whose distribution does not depend on g , that is T_θ provides no information about g by itself.

Remarkably, sufficient and ancillary statistics are somehow complementary, as revealed by the Basu's theorems [9], [10].

For the symmetric location problem, it can be shown that the sufficient and an ancillary statistics for the functional parameter $g \in \mathcal{S}$ are respectively given by:

$$D_\theta = (d_{(1)}, \dots, d_{(n)}), \quad (22)$$

$$T_\theta = (r_1, \dots, r_n, u_1, \dots, u_n), \quad (23)$$

where:²

- $d_i \triangleq |X_i - \theta|$, $i = 1, \dots, n$, and, following the notation of [4, Chap. 13], $d_{(1)} < d_{(2)} < \dots < d_{(n)}$ are the ordered statistics of d_1, \dots, d_n ,
- $r_i \triangleq \text{rank}(d_i)$ is the rank of d_i in the set $\{d_i\}_{i=1}^n$ such that $d_i = d_{(r_i)}$,
- $u_i \triangleq \text{sign}(X_i - \theta)$ is the sign of $(X_i - \theta)$.

Interested readers can find the proof of this result in the Section "Proof of some technical results" of these Lecture Note.

²In order to simplify the notation, in the previous quantities, we dropped the dependence from θ . In particular, a more correct notation should be $d_i \triangleq d_i(\theta)$, $r_i \triangleq r_i(\theta)$ and $u_i \triangleq u_i(\theta)$.

A rank-based (R-) semiparametric estimator of θ_0

Let us now go back to our search of a semiparametric “ g_0 -free” version of the MLE. We saw that the MLE can be obtained as the (supposed unique) root of the parametric central sequence $\Delta_{0,n}(\theta)$ in (10). If we could find a robust “ g_0 -free” version of $\Delta_{0,n}(\theta)$, we may define the semiparametric counterpart of the MLE as the zero of such “ g_0 -free” central sequence. Since, as we have just discovered, T_0 in (23) is an ancillary statistic for g_0 (and then it does not contain any information about g_0 itself), intuitively such g_0 -free central sequence should be a function of T_0 only and not of the observations $\{X_i\}_{i=1}^n$ themselves. This is exactly the groundbreaking result proposed in [7]. Once again, this result is not trivial, and a deep understanding of it is beyond the scope of these Lecture Notes. However, we can at least try to grasp its essence and use it to implement the desired semiparametric estimator for θ_0 . To this end, below we will break down the result in [7] into several steps:

- 1) First of all, one can note that the function $\varphi_{g_0}(x - \theta)$ in (6) can be expressed as:

$$\varphi_{g_0}(x - \theta) = \text{sign}(x - \theta)\varphi_{g_0}(|x - \theta|). \quad (24)$$

We can define an *efficient central sequence* as:

$$\bar{\Delta}_{0,n}(\theta) \triangleq \frac{1}{\sqrt{n}} \sum_{i=1}^n \bar{s}_\theta(X_i), \quad \forall \theta \in \mathbb{R} \quad (25)$$

where \bar{s}_θ is the efficient score defined in (13). As shown in [7], $\bar{\Delta}_{0,n}(\theta_0)$ can be expressed as the conditional expectation of the central sequence $\Delta_{0,n}(\theta)$ in (10) w.r.t. the ancillary statistic T_0 :

$$\begin{aligned} \bar{\Delta}_{0,n}(\theta) &= E_0 \{ \Delta_{0,n}(\theta) | T_\theta \} \\ &= \frac{1}{\sqrt{n}} \sum_{i=1}^n u_i E \{ \varphi_0(|X_i - \theta|) | r_1, \dots, r_n \} \\ &= \frac{1}{\sqrt{n}} \sum_{i=1}^n u_i E \left\{ \varphi_0(G_{0,+}^{-1}(U_{(r_i)})) \right\}, \end{aligned} \quad (26)$$

where $U_{(1)} < \dots < U_{(n)}$ are the ordered statistics of n random variables uniformly distributed on $(0, 1)$ and $G_{0,+}^{-1}$ is the *quantile function*, i.e. the inverse of the cumulative distribution function (cdf) $G_{0,+}$ of $|X - \theta|$, such that $X - \theta$ is a random variable of distribution $G_0(x) = \int_{-\infty}^x g_0(\alpha) d\alpha$ with $g_0 \in \mathcal{S}$. Note that:

$$G_{0,+}(|x - \theta|) = \Pr \{ |X - \theta| \leq |x - \theta| \} = 2G_0(|x - \theta|) - 1, \quad (27)$$

and then

$$G_{0,+}^{-1}(q) = G_0^{-1}\left(\frac{1+q}{2}\right) \quad q \in (0, 1). \quad (28)$$

This result is valid for the generic case in which the efficient score \bar{s}_θ is different of the parametric score s_θ . However, for the symmetric location problem, we showed in (17) that $\bar{s}_\theta = s_\theta$, for all $\theta \in \mathbb{R}$. This implies that:

$$\bar{\Delta}_{0,n}(\theta) = \Delta_{0,n}(\theta), \quad \forall \theta \in \mathbb{R}. \quad (29)$$

2) For notation simplicity, let us introduce the function

$$K_{g_0}(q) \triangleq \varphi_0(G_{0,+}^{-1}(q)) = (\varphi_0 \circ G_{0,+}^{-1})(q), \quad q \in (0, 1). \quad (30)$$

Then [4, Theo. 13.18] allows us to derive a robust *rank-based* version of $\bar{\Delta}_{0,n}(\theta)$ as:

$$\tilde{\Delta}_{0,n}(\theta) = \frac{1}{\sqrt{n}} \sum_{i=1}^n u_i K_{g_0}\left(\frac{r_i}{n+1}\right), \quad (31)$$

that satisfies the following two properties:

- $\tilde{\Delta}_{0,n}(\theta)$ is “asymptotically equivalent” to $\bar{\Delta}_{0,n}(\theta)$ in the sense that:

$$\lim_{n \rightarrow \infty} E_0 \left\{ (\tilde{\Delta}_{0,n}(\theta) - \bar{\Delta}_{0,n}(\theta))^2 \right\} = 0, \quad (32)$$

that is $\tilde{\Delta}_{0,n}(\theta)$ is mean-square convergent to $\bar{\Delta}_{0,n}(\theta)$, $\tilde{\Delta}_{0,n}(\theta) \xrightarrow{L_2} \bar{\Delta}_{0,n}(\theta)$. As important consequence of (29), we also have that

$$\tilde{\Delta}_{0,n}(\theta) \xrightarrow{L_3} \Delta_{0,n}(\theta), \quad \forall \theta \in \mathbb{R}. \quad (33)$$

- $\tilde{\Delta}_{0,n}(\theta)$ is asymptotically normal with mean zero and variance given by the EFI $\bar{I}(\theta|g_0)$. Again, since we already proved that $\bar{I}(\theta|g_0)$ is equal to the parametric IF $I(\theta)$, we have

$$\tilde{\Delta}_{0,n}(\theta) \xrightarrow{d} \mathcal{N}(0, I(\theta)), \quad \forall \theta \in \mathbb{R}. \quad (34)$$

3) It must be noted that the expressions in (31) still depend on the true and unknown density g_0 through K_{g_0} . To obtain an “implementable” rank-based (R -) estimator, we need to get rid of this dependence. To this end, let us introduce the set $\mathcal{K}_{\mathcal{S}}$ of the *rank score function* [4, eq. (13.4)], to which K_{g_0} belongs, as:

$$\mathcal{K}_{\mathcal{S}} \triangleq \{K_f : (0, 1) \mapsto \mathbb{R} | K_f = \varphi_f \circ F_+^{-1}, f \in \mathcal{S}\}. \quad (35)$$

where F_+^{-1} is de quantile function of a random variable $|X|$ such that $X \sim f \in \mathcal{S}$. Finally, we can

introduce the desired robust “ g_0 -free” version of the semi-parametric efficient central sequence as:

$$\tilde{\Delta}_{f,n}(\theta) = \frac{1}{\sqrt{n}} \sum_{i=1}^n u_i K_f \left(\frac{r_i}{n+1} \right), \quad f \in \mathcal{S}. \quad (36)$$

From a direct application of [4, Theo. 13.18] we have that:

- $\tilde{\Delta}_{f,n}(\theta)$ is mean-square convergent to $\tilde{\Delta}_{0,n}(\theta)$. Moreover, from (33), we have that

$$\tilde{\Delta}_{f,n}(\theta) \xrightarrow{L_2} \Delta_{0,n}(\theta), \quad \forall \theta \in \mathbb{R}. \quad (37)$$

- Let us introduce the term:

$$\nu(f, l) \triangleq \int_0^1 K_f(\alpha) K_l(\alpha) d\alpha, \quad f, l \in \mathcal{S}. \quad (38)$$

Then, $\tilde{\Delta}_{f,n}(\theta)$ is asymptotically normal with mean zero and variance $\nu(f, f) \triangleq \int_0^1 K_f^2(\alpha) d\alpha$

$$\tilde{\Delta}_{f,n}(\theta) \xrightarrow{d} \mathcal{N}(0, \nu(f, f)). \quad (39)$$

The asymptotic equivalence between $\tilde{\Delta}_{f,n}(\theta)$ and the parametric central sequence $\Delta_{0,n}(\theta)$ in (37) is the key result that allows us to propose the desired semiparametric counterpart of the Maximum Likelihood Estimator. In fact, in analogy with its definition for the parametric case given in (20), we may derive a rank-based R -estimator as the one that solves following equation:

$$\tilde{\Delta}_{f,n}(\theta) \Big|_{\theta=\hat{\theta}_{n,R}} = 0. \quad (40)$$

We have finally reached the end of our journey. There is just one last step left: to show an explicit form of the estimator $\hat{\theta}_{n,R}$. It should be noted that solving the nonlinear equation (40) numerically is no easy task, given that it involves ranks and signs that are not easy to handle from the perspective of numerical optimization. Fortunately, modern statistics offers us a solution through the concept of the “one-step” estimator, as we will see in the next and final section.

One-step (OS) R-estimator

The one-step procedure to derive efficient estimator is another contribution of Lucien Le Cam [3, Ch. 6]. In its most general form, the theory of one-step estimators is quite abstract and difficult. However, if we restrict its range of applicability by imposing stronger regularity conditions than those used by Le Cam, the intuition behind this estimation method becomes straightforward. As we saw in the previous section, the estimator we are looking for is the one that solves the rank-based likelihood equation (40). We therefore define the *one-step (OS) R-estimator* $\hat{\theta}_{n,OS}$ as the root of (40) obtained by applying a single

step of a sort of Newton-Rhapson method. As initial guess one may take any \sqrt{n} -consistent estimator (called in this context *preliminary* estimator) of the parameter of interest.

Let's provide an operative definition of $\hat{\theta}_{n,OS}$ for our symmetric location problem. Let θ^* be a \sqrt{n} -consistent preliminary estimator of θ_0 . For the problem at hands, we may take the sample median:

$$\theta^* = \text{median}(X_1, \dots, X_n). \quad (41)$$

Then an OS R -estimator can be expressed as [4, Theo. 5.45]:

$$\hat{\theta}_{n,OS} = \theta^* + \frac{1}{\sqrt{n}\widehat{\Psi}_{f,n}} \tilde{\Delta}_{f,n}(\theta^*), \quad (42)$$

where $\widehat{\Psi}_{f,n} = \Psi_f(\theta_0) + o_{P_0}$ is a consistent estimator of the quantity $\Psi_f(\theta_0)$ implicitly defined as:

$$|\tilde{\Delta}_{f,n}(\theta_0 + n^{-1/2}h) - \tilde{\Delta}_{f,n}(\theta_0) + \Psi_f(\theta_0)h| = o_{P_0}, \quad h \in \mathbb{R}. \quad (43)$$

Intuitively, returning to the parallel with the Newton-Rhapson method, $\Psi_f(\theta_0)$ represents *a sort of derivative* (but not the derivative in the classical sense that may not even exists) at θ_0 of our “objective function” $\tilde{\Delta}_{f,n}(\theta)$. Two possible explicit estimators $\widehat{\Psi}_{f,n}$ (a consistent one and a not-consistent but more robust one) are provided in the Section “Proof of some technical results” of this Lecture Note.

Remarkably, under appropriate regularity conditions, $\Psi_f(\theta_0)$ can be explicitly expressed as [4, Addendum 5.49]:

$$\Psi_f(\theta_0) = E_0 \{ \varphi_f(X) \bar{s}_{\theta_0}(X) \}, \quad (44)$$

where s_{θ_0} is the efficient score defined in (17), that for the symmetric location problem is equal to the (parametric) score s_{θ_0} in (5). Then, building upon the notation previously introduced, for the symmetric location problem, $\Psi_f(\theta_0)$ can be expressed as:

$$\Psi_f(\theta_0) = \int_{-\infty}^{+\infty} \varphi_f(x) \varphi_0(x) dG_0(x) = \nu(f, g_0). \quad (45)$$

Finally, from a direct application of the Slutsky's lemma [4, Lemma 2.8], we have that:

$$\sqrt{n}(\hat{\theta}_{n,OS} - \theta_0) \xrightarrow{d} \mathcal{N}(0, \nu(f, g_0)^{-2} \nu(f, f)). \quad (46)$$

We conclude by noticing that, if we choose $f = g_0$ (i.e. if we know a priori g_0), $\hat{\theta}_{n,OS}$ would be asymptotically efficient:

$$\sqrt{n}(\hat{\theta}_{n,OS} - \theta_0) \xrightarrow{d} \mathcal{N}(0, \nu(g_0, g_0)^{-1}), \quad (47)$$

where, by definition, $\nu(g_0, g_0) = \bar{I}(\theta_0|g_0) = I(\theta_0) = E_0 \{ \varphi_{g_0}^2(X - \theta_0) \}$.

Here we are at the final result: *we have derived a robust, g_0 -free estimator $\hat{\theta}_{n,OS}$ of the location θ_0 in the semiparametric model $\mathcal{P}_{\theta_0,g}$ in (3) that is asymptotically Gaussian with a variance close to the parametric FI for every $f \in \mathcal{S}$, and is efficient (and equivalent to the MLE) for $f = g_0$.*

Before moving on to numerical simulations, let us provide a classic example of rank score function $K_f \in \mathcal{K}_{\mathcal{S}}$: the Gaussian-based rank score function $K_{\mathcal{N}}$. Specifically, let's take $f = \mathcal{N}(0, 1)$. Then the function φ_f in (6) is given by $\varphi_{\mathcal{N}}(x) = x$. Moreover, by defining as Φ^{-1} the quantile function of the Gaussian distribution, we have:

$$F_+^{-1}(q) = \Phi^{-1}\left(\frac{1+q}{2}\right) \quad q \in (0, 1). \quad (48)$$

Consequently, Gaussian-based rank score function $K_{\mathcal{N}}$ is given by:

$$K_{\mathcal{N}}(q) = \Phi^{-1}\left(\frac{1+q}{2}\right) \quad q \in (0, 1). \quad (49)$$

NUMERICAL STUDY

To convince readers that what has just been presented is not only of theoretical value, but can also be easily implemented and used directly in applications, in this Section, we present a simulative study of the very promising performance of the proposed OS R -estimator for the location θ_0 .

In our simulations, we generate $n = 100$ i.i.d. observations, centered at $\theta_0 = 6$, from the following three densities

- *Case 1:* a Student- t density with ν degrees of freedom, i.e. $X_i \sim t_{\nu}(\theta_0)$ [11, Sect. 5.2]. We recall that when ν is close to 0, the t -distributed data are heavily non-Gaussian. On the other hand, when $\nu \rightarrow \infty$, Student- t distribution converges to the Gaussian one.
- *Case 2:* a *Generalised Gaussian* (GG) density with shape parameter $s > 0$ and scale $b > 0$, i.e. $X_i \sim GG_{s,b}(\theta_0)$ [11, Sect. 5.3]. Note that, for $0 < s < 1$ the tails of the GG distribution are heavier w.r.t. the Gaussian one, for $s = 1$ we have the Gaussian distribution, and for $s > 1$ the tails of the GG distribution are lighter w.r.t. the Gaussian one. In our simulations, for this Case 2, we set $b = 0.1$.
- *Case 2:* a GG- ϵ -contaminated Student- t density, i.e. $X_i \sim \epsilon t_{\nu}(\theta_0) + (1-\epsilon)GG_{s,b}(\theta_0)$. For this Case 3, we set: $\nu = 10$, $s = 0.9$ and $b = 10$. With this parameters, the data are nominally $t_{10}(\theta_0)$ -distributed and they are contaminated with high power $GG_{0.9,10}(\theta_0)$ -distributed data.

In the three above-mentioned cases, we compare with the lower bound in (19) with the MSE of four estimators of θ_0 :

- The sample mean: $\hat{\theta}_{Mean} = \frac{1}{n} \sum_{i=1}^n X_i$,

- The sample median: $\hat{\theta}_{Med} = \text{median}(X_1, \dots, X_n)$,
- The OS R -estimator with the Gaussian rank score function in (49) that used the consistent estimator $\hat{\Psi}_{f,n}^c$ in (56) for $\Psi_f(\theta_0)$: $\hat{\theta}_{n,OS,\mathcal{N}}^c$
- The OS R -estimator with the Gaussian rank score function in (49) that used the robust estimator $\hat{\Psi}_{f,n}^r$ in (58) for $\Psi_f(\theta_0)$: $\hat{\theta}_{n,OS,\mathcal{N}}^r$

Note that the Fisher Information I_0 in (7) can be explicitly evaluated as.

- for the Student- t distribution: $I(\theta_0) = \frac{\nu+1}{\nu+3}$,
- for the GG distribution: $I(\theta_0) = 4s^2(b2^s)^{-1/s} \frac{\Gamma(2-1/(2s))}{\Gamma(1/(2s))}$.

Numerical results for the Case 1

Here some considerations and take-away messages about the simulation results, shown in 1, for the Case 1:

- The MSE of the sample mean explodes when the data are highly non-Gaussian, i.e. for small values of ν ,
- The sample median is “robust” (i.e. its MSE remains bounded for every value of ν) but it is not efficient, since it fails to reach the lower bound $\text{CRB}(\theta_0)$.
- $\hat{\theta}_{n,OS,\mathcal{N}}^r$ has better estimation performance w.r.t $\hat{\theta}_{n,OS,\mathcal{N}}^c$. This can be due to the fact the consistent estimator $\hat{\Psi}_{f,n}^c$ in (56) suffers in the presence of extremely heavy-tailed data, while the robust estimator $\hat{\Psi}_{f,n}^r$ in (58) can better handle them. *Alert*: it must ne highlighted that this “good” behavior of the robust $\hat{\Psi}_{f,n}^r$ is not general. In particular, it can even fail to provide reliable estimate (as we will see in the Case 2). On the contrary, the consistent $\hat{\Psi}_{f,n}^c$ remains a valid estimator for every unknown generating density g_0 .

Numerical results for the Case 2

The simulation results related to the Case 2, shown in Fig. 2, confirm all the previous conclusions drawn for the Case 1, except the one about the “good” behavior of $\hat{\theta}_{n,OS,\mathcal{N}}^r$, i.e. the OS R -estimator built upon the robust (but not consistent) estimator $\hat{\Psi}_{f,n}^r$ in (58). As we can see in Fig. 2, the non-consistency of $\hat{\Psi}_{f,n}^r$ leads to unreliable estimation performance of $\hat{\theta}_{n,OS,\mathcal{N}}^r$. On the other hands, $\hat{\theta}_{n,OS,\mathcal{N}}^c$, i.e. the OS R -estimator built upon the consistent estimator $\hat{\Psi}_{f,n}^c$ in (56), remains a valid estimator. Remarkably, we can conclude that, since $\hat{\theta}_{n,OS,\mathcal{N}}^c$ is a g_0 -free estimators, its efficiency property does not depend on the actual data generating density g_0 , that is it will continue to be (almost) efficient for any possible symmetric data generating density $g \in \mathcal{S}$.

Numerical results for the Case 3

With the simulation in Case 3 reported in Fig. 3, we wanted to show that the performance of the estimators $\hat{\theta}_{n,OS,\mathcal{N}}^c$ and $\hat{\theta}_{n,OS,\mathcal{N}}^r$ remains good even when the data are generated from an ϵ -contaminated (symmetric) distribution. The presence of data (the GG -distributed ones) with much higher statistical power than that of the nominal data (the t -distributed ones) does not affect the estimation performance.

WHAT WE HAVE LEARNED

The aim of this Lecture Note is to provide an introduction to semiparametric statistics to the Signal Processing community as a framework that reconciles statistical efficiency and robustness. By estimating finite-dimensional parameters (e.g., location) while treating infinite-dimensional nuisances (e.g., noise density) as unknown, we may obtain semiparametric estimators that are at the same time distribution-free and (almost) efficient. Taking the symmetric location problem as an example, we have seen how this apparent magic is made possible by the existence of an ancillary statistic for the infinite-dimensional nuisance parameter, which in our case is represented by the ranks and signs.

We hope this Lecture Note has highlighted the significant impact that semiparametric statistics can have on SP applications. We also hope that many other researchers in this community will join the effort to advance semiparametric statistics from both a theoretical and an applied perspective.

PROOF OF SOME TECHNICAL RESULTS

Sufficiency and completeness of D_θ for $g \in \mathcal{S}$ in $\mathcal{P}_{\theta,g}$

The joint density of the ordered observations $X_{(1)}, \dots, X_{(n)}$ is (see e.g. [8, Ex. 2.4.1]):

$$f(x_{(1)}, \dots, x_{(n)}; g) = n! \mathbb{1}_{\{x_1 < x_2 < \dots < x_n\}} \prod_{i=1}^n g(x_i - \theta) = n! \mathbb{1}_{\{x_1 < x_2 < \dots < x_n\}} \prod_{i=1}^n g(|x_i - \theta|). \quad (50)$$

where the second equality follows from the symmetry of g . Consequently, we can write

$$f(x_{(1)}, \dots, x_{(n)}; g) = h(x_1, \dots, x_n) \prod_{i=1}^n g(d_i), \quad (51)$$

where $h(x_1, \dots, x_n) = n! \mathbb{1}_{\{x_1 < x_2 < \dots < x_n\}}$. Then, by the factorization theorem [12], D_θ is sufficient for g in $\mathcal{P}_{\theta,g}$.

Let us now move to the completeness. The statistic D_θ is said to be *complete* for g in $\mathcal{P}_{\theta,g}$ if, for every bounded measurable function L :

$$E_g\{L(D_\theta)\} = 0, \forall g \in \mathcal{S} \Rightarrow L(D_\theta) = 0, \mathcal{P}_g - \text{a.s.} \forall g \in \mathcal{S}. \quad (52)$$

We start by noticing that, from the fact that X_1, \dots, X_n are i.i.d. observations and from the definition of D_θ given in (22), the term $E_g\{L(D_\theta)\} = 0$ can be expressed as:

$$E_g\{L(D_\theta)\} = \int_{\mathbb{R}^n} L(|x_{(1)} - \theta|, \dots, |x_{(n)} - \theta|) \prod_{i=1}^n g(x_i - \theta) dx_1 \dots dx_n = 0 \quad (53)$$

for all symmetric densities $g \in \mathcal{S}$. Let $B \in \mathcal{B}((0, +\infty))$ be a Borel set of positive measure, i.e. $\lambda(B) > 0$. Let $g_B(x) \triangleq \frac{\mathbf{1}_B + \mathbf{1}_{-B}}{2\lambda(B)}$ (where $-B \triangleq \{-b, b \in B\}$) be a symmetric density. Then, by substituting such $g_B(x)$ in (53), we get $\int_{B^n} L(|x_{n(1)} - \theta|, \dots, |x_{n(n)} - \theta|) dx_1 \dots dx_n = 0$. Since B is arbitrary, then $L(D_\theta) = 0$ λ -a.e. To conclude we note that, by assumption, any measure G (associated to a density g) is absolutely continuous with respect to the Lebesgue measure λ . Consequently, the fact that $L(D_\theta) = 0$ λ -a.e. implies $L(D_\theta) = 0$ G -a.e. and then $L(D_\theta) = 0$, \mathcal{P}_g -a.s. for all $g \in \mathcal{S}$. Then, accordingly to (52), we can conclude that D_θ is complete.

Maximal ancillarity of T_θ in $\mathcal{P}_{\theta, g}$

From the properties of the ordered statistics and the relevant rank and sign statistics (see e.g. [4, Ch. 13]), it follows that the statistics T_θ in (23) and the sufficient and complete statistic D_θ in (22) are independent. Then, as a consequence of the so-called Basu's first theorem [9, Theo. 1], we have that T_θ is an ancillary statistic for g in $\mathcal{P}_{\theta, g}$. Moreover, by noticing that each observation can be decomposed as:

$$X_i = \theta + d_{(r_i)} u_i, \quad (54)$$

the following relation among σ -algebras generated by the observations X_1, \dots, X_n and the statistics D_θ and T_θ holds true:

$$\sigma(X_1, \dots, X_n) = \sigma(\sigma(D_\theta) \cup \sigma(T_\theta)). \quad (55)$$

Thanks to (55), and since, as shown before, D_θ in (22) is sufficient and complete for g and T_θ in (23) is ancillary for g in $\mathcal{P}_{\theta, g}$, we can directly apply the so-called Basu's third theorem [10, Theo. 7] to conclude that T_θ in (23) is a maximal ancillary.

Two estimators for $\Psi_f(\theta_0)$: the consistent $\widehat{\Psi}_{f,n}^c$ and the robust $\widehat{\Psi}_{f,n}^r$

As first option, we provide a *consistent* estimator $\widehat{\Psi}_{f,n}^c$. Let us start by the following preliminary result.

Lemma 1: If $f \in \mathcal{S}$ is log-concave, i.e. $(\log g_1)''(x) \leq 0$, $\forall x \in \mathbb{R}$, then $\Psi_f(\theta_0) \geq 0$.

As a consequence, a consistent estimator $\widehat{\Psi}_{f,n}^c = \Psi_f(\theta_0) + o_{P_0}$ can be obtained from (43) as:

$$\widehat{\Psi}_{f,n}^c = \frac{|\tilde{\Delta}_{f,n}(\theta^* + n^{-1/2}h) - \tilde{\Delta}_{f,n}(\theta^*)|}{|h|}, \quad (56)$$

where $f \in \mathcal{S}$ is a log-concave density, $h \in \mathbb{R}$ is a “small perturbation” term and θ^* is a \sqrt{n} -consistent estimator of θ_0 . Unfortunately, there is no way to choose the perturbation term h that yields the best estimation performance. This, among other issues, remains an active area of research in contemporary robust statistics. Moreover, as we can verify from numerical experiment, such estimator is sensitive to the presence of outliers in the data.

As second option, we provide a *robust*, but not consistent, estimator $\widehat{\Psi}_{f,n}^r$. Again, we need a preliminary result.

Lemma 2: A rank score function $K_f \in \mathcal{K}_{\mathcal{S}}$ of the form (35) is continuous almost everywhere and satisfies the following condition:

$$n^{-1} \sum_{i=1}^n K_f^2 \left(\frac{i}{n+1} \right) \rightarrow \int_0^1 K_f^2(\alpha) d\alpha < \infty. \quad (57)$$

As a consequence of Lemma 2, a robust estimator $\widehat{\Psi}_{f,n}^r$ of $\Psi_f(\theta_0)$ can be obtained as:

$$\widehat{\Psi}_{f,n}^r = n^{-1} \sum_{i=1}^n K_f^2 \left(\frac{r_i^*}{n+1} \right), \quad (58)$$

where $r_i^* \triangleq r_i(\theta^*) = \text{rank}(d_i(\theta^*))$ is the rank of $d_i(\theta^*) \triangleq |X_i - \theta^*|$. This estimator is a good option when $\nu(f, g_0) \approx \nu(f, f)$, since it simpler to implement and more robust to outliers than the consistent estimator $\widehat{\Psi}_{f,n}^c$ in (56). However, it can completely fail to provide a valuable estimate if $\nu(f, f)$ is far from $\nu(f, g_0)$, as shown in the Case 2 of our “Simulation study” Section. On the other hands, the consistent estimator $\widehat{\Psi}_{f,n}^c$ in (56) always leads to reliable estimate, regardless the unknown true density g_0 .

Proof of Lemma 1: Since $\varphi_{g_0}(x)g_0(x) = -g_0'(x)$, we have that:

$$\Psi_f(\theta_0) = - \int_{-\infty}^{\infty} \varphi_f(x)g_0'(x)dx. \quad (59)$$

Using integration by parts, we have

$$- \int_{-\infty}^{\infty} \varphi_f(x)g_0'(x)dx = - \left[g_0(x)\varphi_f(x) \right]_{-\infty}^{\infty} + \int_{-\infty}^{\infty} g_0(x)\varphi_f'(x)dx. \quad (60)$$

The boundary term vanishes because $g_0(x) \rightarrow 0$ as $|x| \rightarrow \infty$ and φ_f is bounded from the log-concavity of $f \in \mathcal{S}$. Hence,

$$\Psi_f(\theta_0) = \int_{-\infty}^{\infty} g_0(x)\varphi_f'(x)dx. \quad (61)$$

Finally, Since $g_0(x) > 0$ everywhere, and $\varphi_f'(x) = -(\log f)''(x)$ we have:

$$\Psi_f(\theta_0) = \int_{-\infty}^{\infty} \varphi_f'(x)g_0(x)dx \geq 0 \iff \varphi_f'(x) \geq 0 \text{ for all } x \in \mathbb{R}. \quad (62)$$

Proof of Lemma 2: Since F is λ -absolutely continuous, its quantile function F_+^{-1} is continuous almost everywhere on $(0, 1)$. By assumption, f is differentiable almost everywhere on \mathbb{R} and strictly positive. Hence the score function $\varphi_f(u) = -f'(u)/f(u)$ is defined and continuous almost everywhere on \mathbb{R} . Therefore, $K_f = \varphi_f \circ F_+^{-1}$ is continuous almost everywhere on $(0, 1)$. The left-hand side of (57) is a Riemann sum approximating the integral $\int_0^1 K_f^2(\alpha) d\alpha$ since, for each n , the points $i/(n+1)$, $i = 1, \dots, n$, provide a uniform partition of the interval $(0, 1)$. By definition,

$$\int_0^1 K_f^2(\alpha) d\alpha = \int_0^1 \varphi_f^2(F_+^{-1}(\alpha)) d\alpha. \quad (63)$$

then, by applying the change of variable $x = F_+^{-1}(\alpha)$, $d\alpha = 2f(x)dx$, we have

$$\int_0^1 K_f^2(\alpha) d\alpha = 2 \int_0^\infty \varphi_f^2(x) f(x) dx < \infty. \quad (64)$$

that we have already assumed to be finite in order to define the FI in (7). We can then conclude by noticing that, since K_f^2 is integrable on $(0, 1)$, the standard result on Riemann sums implies the condition (57).

REFERENCES

- [1] S. Fortunati, A. Renaux, and F. Pascal, "Robust semiparametric efficient estimators in complex elliptically symmetric distributions," *IEEE Transactions on Signal Processing*, vol. 68, pp. 5003–5015, 2020.
- [2] S. Fortunati, J.-P. Delmas, and E. Ollila, "Nuisance parameters and elliptically symmetric distributions: a geometric approach to parametric and semiparametric efficiency," <https://arxiv.org/abs/2506.23213>, 2026.
- [3] L. Le Cam and G. L. Yang, *Asymptotics in Statistics: Some Basic Concepts (second edition)*. Springer series in statistics, 2000.
- [4] A. W. van der Vaart, *Asymptotic Statistics*, ser. Cambridge Series in Statistical and Probabilistic Mathematics. Cambridge University Press, 1998.
- [5] P. Bickel, C. Klaassen, Y. Ritov, and J. Wellner, *Efficient and Adaptive Estimation for Semiparametric Models*. Johns Hopkins University Press, 1993.
- [6] S. Fortunati, F. Gini, M. Greco, A. M. Zoubir, and M. Rangaswamy, "A fresh look at the semiparametric Cramér-Rao bound," in *2018 26th European Signal Processing Conference (EUSIPCO)*, Sep. 2018, pp. 261–265.
- [7] M. Hallin and B. J. M. Werker, "Semi-parametric efficiency, distribution-freeness and invariance," *Bernoulli*, vol. 9, no. 1, pp. 137–165, 2003.
- [8] E. L. Lehmann and J. P. Romano, *Testing Statistical Hypotheses*, 3rd ed., 2008.
- [9] D. Basu, "On statistics independent of a complete sufficient statistic," *Sankhyā: The Indian Journal of Statistics (1933-1960)*, vol. 15, no. 4, pp. 377–380, 1955.
- [10] —, "The family of ancillary statistics," *Sankhyā: The Indian Journal of Statistics (1933-1960)*, vol. 21, no. 3/4, pp. 247–256, 1959.

- [11] J.-P. Delmas, “Background on real and complex elliptically symmetric distributions,” in *Elliptically Symmetric Distributions in Signal Processing and Machine Learning*, J.-P. Delmas, M. N. El Korso, S. Fortunati, and F. Pascal, Eds. Cham: Springer Nature Switzerland, 2024, pp. 1–34. [Online]. Available: <https://hal.science/hal-04217510v5>
- [12] P. R. Halmos and L. J. Savage, “Application of the Radon-Nikodym theorem to the theory of sufficient statistics,” *The Annals of Mathematical Statistics*, vol. 20, no. 2, pp. 225–241, 1949.

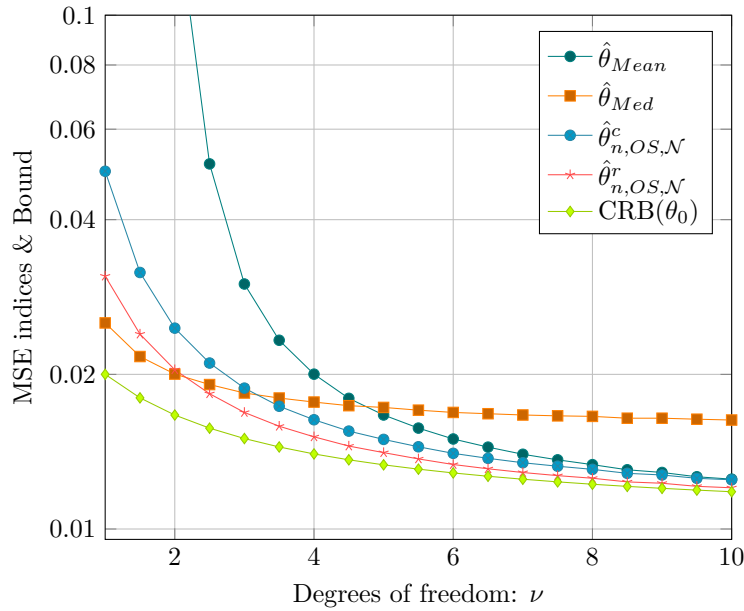


Fig. 1: Case 1: t -distributed observations.

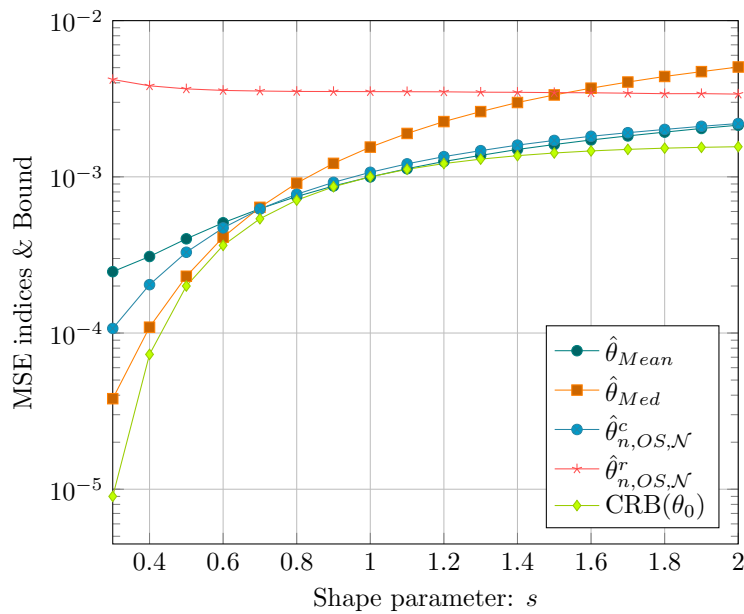


Fig. 2: Case 2: GG -distributed observations ($b = 0.1$).

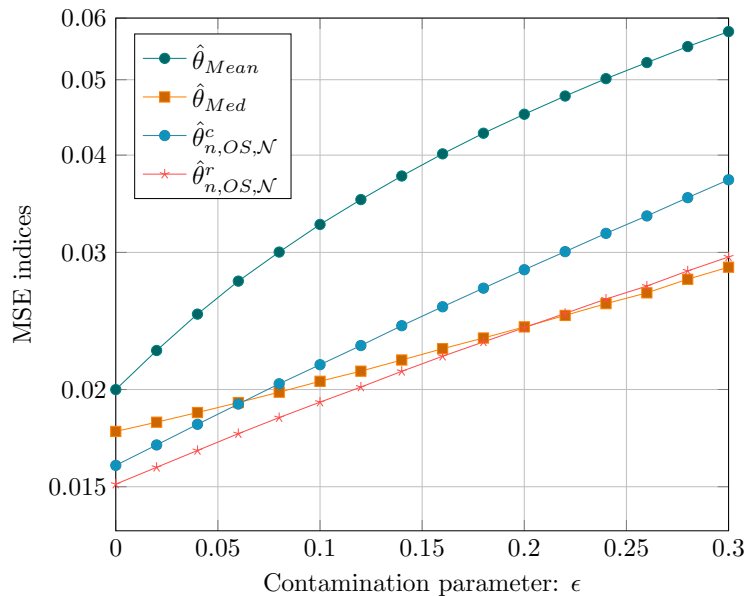


Fig. 3: Case 3: ϵ -contaminated observations ($\nu = 10$, $s = 0.9$ and $b = 10$).

Stefano Fortunati (stefano.fortunati@telecom-sudparis.eu) received the PhD at the University of Pisa in 2012, where he stayed as researcher until 2019. He also spent one year as visiting researcher at the Signal Processing Group at Technische Universität Darmstadt. From 2019 to 2024, he was with the Laboratoire des Signaux et Systèmes (L2S) at Université Paris-Saclay. From 2024 he is associate professor at Télécom SudParis/SAMOVAR. He is the co-recipient of the IEEE AESS 2021 Barry Carlton Award and of the 2019 EURASIP JASP Best Paper Award. Dr. Fortunati's professional expertise encompasses different areas of statistics and the statistical signal processing, with particular focus on performance bounds, misspecification theory, robust and semiparametric statistics.