

# Towards Open-World Referring Expression Comprehension: A Benchmark with Training-free Multi-task Consistency Checker

Zongjian Wu    Lei Zhang\*

School of Microelectronics and Communication Engineering, Chongqing University, Chongqing, China  
zongjianwu@stu.cqu.edu.cn, leizhang@cqu.edu.cn

**Abstract.** Referring expression comprehension (REC) aims to localize a target object within an image based on a given expression. Although recent advances in vision-language models have led to substantial improvements in REC tasks, current REC benchmarks often hold simple scenarios and the assumption that each expression maps to a unique object. These limitations hinder the deployment of REC models in open-world environments. To fill this gap, we introduce OpenRef, a new benchmark for REC in complex visual and linguistic scenarios. OpenRef features three key advancements: 1) Diverse visual scenarios: spanning diverse visual domains, including ground views, drone views, dark scenes and adverse weather conditions; 2) Variable target counts: breaking the single-target limitation with multi-target and none-target samples; 3) Rich vocabulary types: incorporating proper nouns, polysemous words and ordinal terms to fit a wider range of expression needs. Furthermore, as traditional metrics are insufficient for open-world setting, we leverage F1 to measure grounding accuracy and propose N3R (Negative Relative Rejection Reliability) to assess relative rejection reliability against negative expressions. Finally, we introduce Multi-task Consistency Checker (MCC), a training-free but plug-and-play strategy that enhances model performance with one click by enforcing consistency self-verification. Extensive experiments demonstrate that this work significantly advances the performance of existing REC models in complex scenarios, paving the way for open-world REC. Project page: <https://zongjianwu.github.io/openref>

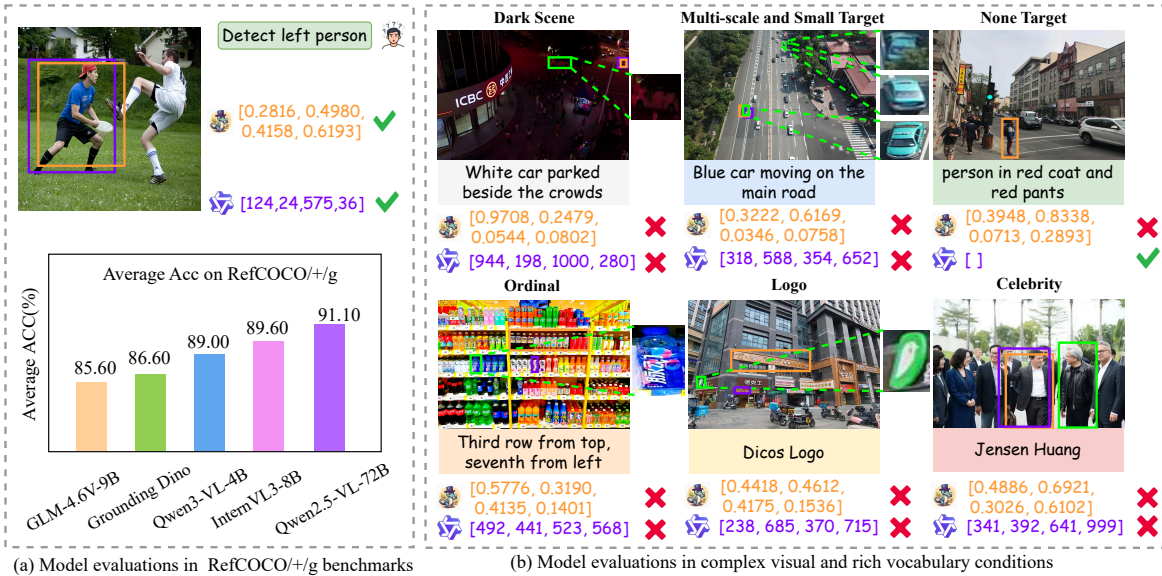
**Keywords:** Referring Expression Comprehension · Vision-language Models · Benchmark

## 1 Introduction

Referring expression comprehension (REC) aims to locate the visual target in an image guided by the given expression. REC connects image regions with natural language, which contributes to downstream vision-language tasks such as image captioning [18, 28, 31, 34], image editing [23, 30, 46] and embodied intelligence [12, 14, 16, 17, 26]. RefCOCO/+/g [27, 56] are three most popular benchmarks for REC, providing referring expressions for images in MS-COCO [21] dataset, many previous works [6, 8–10, 19, 20, 32, 35, 40, 44, 45, 49, 55, 58, 59] have proposed various methods and achieved impressive results on these benchmarks.

However, these benchmarks are typically constructed under controlled, simplistic settings, failing to capture the dynamic and open-world nature of real-world scenarios. As illustrated in Fig. 1, REC models that perform well on RefCOCO exhibit a substantial performance drop when evaluated under more complex real-world scenarios. This exposes that current benchmarks have three key limitations: 1) Simplified visual scenarios: lacking various lighting, weather, small targets, occlusion and other complex conditions in real world; 2) Fixed number of referring targets: based on the assumption that one expression corresponds to only one target, neglecting none-target and multi-target scenarios; 3) Restricted vocabulary diversity: insufficient coverage of proper nouns, ordinal terms and polysemous words. These overlooked problems by existing benchmarks have resulted in the closure of the existing referring expression comprehension paradigms, making it difficult to deploy in open-world scenarios. To solve these problems, we propose **OpenRef**, an open-world referring expression comprehension benchmark, as is shown in Fig. 2, which has three key characteristics. 1) Diverse visual scenarios: spanning diverse visual domains, including ground views, drone views, dark scenes and adverse weather conditions; 2) Variable target counts: breaking the single-target limitation with multi-target and none-target samples; 3) Rich vocabulary types: incorporating proper nouns, polysemous words and ordinal terms to meet a wider range of expressive needs.

\* Corresponding author.



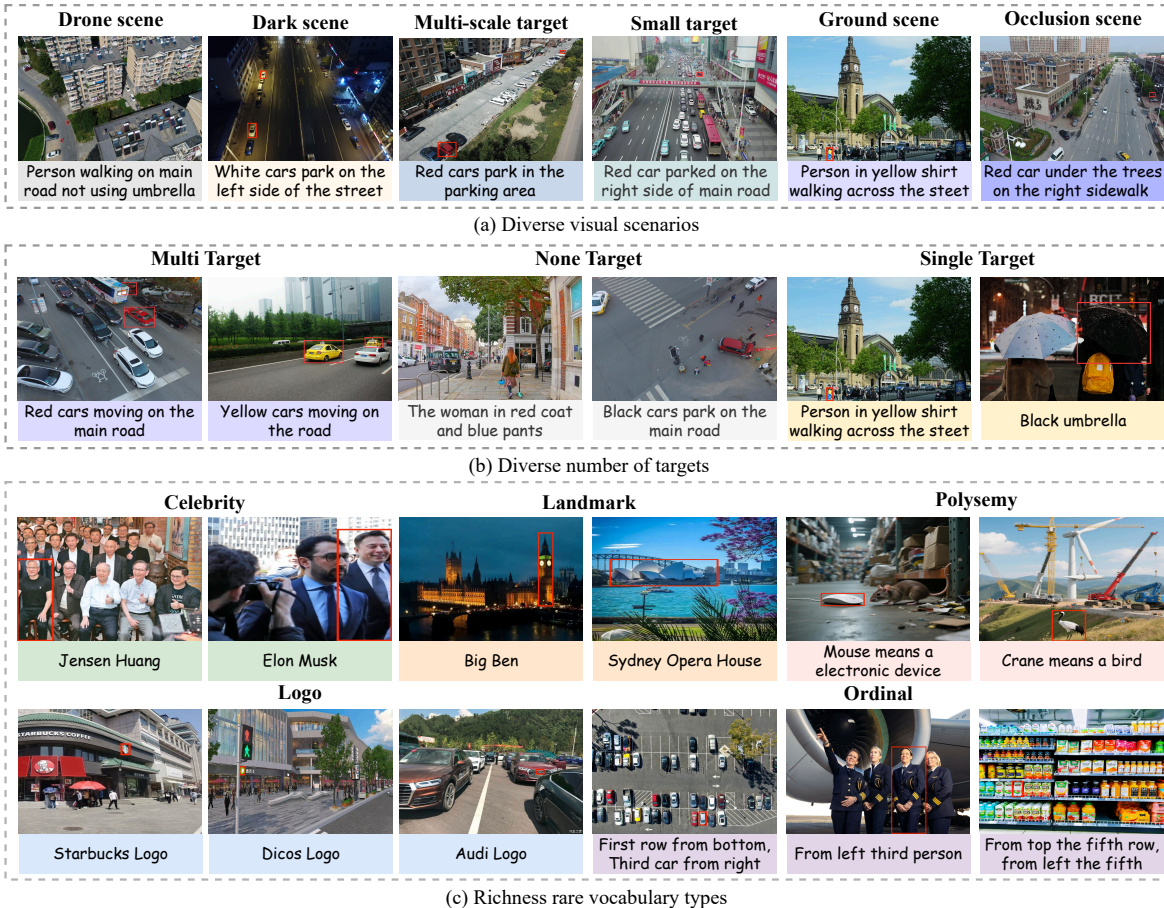
**Fig. 1:** Comparison of RefCOCO and the proposed **OpenRef** benchmark. (a) Existing REC benchmarks focus on images with simple scenarios, objects occupying entire image and single-target, leading to performance saturation of the REC models. (b) The proposed OpenRef, a comprehensive benchmark across different dimensions, which unveils the evils of current SOTA models in REC tasks and sheds light on new insights for practical deployment of the model in open scenarios.

Moreover, traditional Referring Expression Comprehension protocols are largely restricted to single-target scenarios, relying on binary Intersection-over-Union (IoU) thresholds that fail to generalize to complex, multi-target environments. To bridge this gap, we reformulate the evaluation framework by adopting an F1-based metric, which facilitates a balanced assessment of instance retrieval and hallucination suppression. Furthermore, existing absolute metrics (e.g., binary rejection success) in negative expression scenarios often suffer from ranking ambiguity, failing to differentiate between models that vary in error severity, such as those with different box counts or confidence distributions. Such metrics cannot truly reflect model reliability based on relative performance in rejecting negative expressions. To address these limitations, we introduce two synergistic metrics: F1 and N3R (Negative Relative Rejection Reliability). F1 jointly evaluates precision and recall to penalize hallucinations across both single-target and multi-target scenarios. N3R quantifies a model’s relative capacity to reject negative expressions, which is still an unresolved issue. These metrics shift REC evaluation from simple geometric overlap to a rigorous assessment of semantic grounding and instance-level reliability.

Last but not least, we propose a crucial Multi-task Consistency Checker (MCC), which is a training-free but plug-and-play inference strategy designed to harmonize multimodal comprehension and substantially improve existing REC models with one-click. Our key insight is that MLLMs frequently exhibit contradictions in complex scenarios: the number of objects identified via referring counting often conflicts with the number of bounding boxes generated via REC. To transform this conflict into a synergistic advantage, without re-training models, MCC pursues inherent multi-task consistency to improve performance. When an inconsistency is detected, MCC triggers a self-verification mechanism, forcing model to re-examine visual context, effectively rectifying false positives and refining grounding precision. By enforcing multi-task consensus at inference for any REC model, a substantial performance gain is achieved for open-world REC.

Our main contributions are summarized as follows:

- **Open-World REC Benchmark:** We propose OpenRef designed for complex visual and linguistic scenarios, shifting REC towards open-world Referring Expression Comprehension.
- **Synergistic Evaluation Metrics:** We introduce holistic evaluation protocols in open-world scenarios, including F1 to measure grounding accuracy and N3R to assess relative rejection reliability.
- **Multi-task Consistency Checker:** We develop a training-free strategy by enforcing multi-task consistency verification to improve any REC model performance under open-world REC scenarios with one-click.



**Fig. 2:** Examples of various challenges. (a) OpenRef includes diverse visual scenarios, providing a real-world setting for REC models. (b) OpenRef includes variable target counts, covering none-target, single-target and multi-target samples. (c) OpenRef includes rich vocabulary types to test cross-modal understanding abilities of REC models.

## 2 Related Works

### 2.1 Conventional REC Benchmarks

Traditional benchmarks such as RefCOCO/+g [27, 56] operate under a closed-world assumption that each expression maps to a unique target. Recent efforts have relaxed this assumption by introducing multi-target and none-target scenarios. G-RES [22] first broadened task formulation to open-world settings. Two complementary lines of research have emerged to improve real-world applicability in REC. One line focuses on increasing linguistic and relational reasoning demands. ReMeREC [15] emphasized complex inter-entity relations, forcing models to perform deeper multimodal parsing rather than rely on shallow cues. Ref-Adv [1], Cops-Ref [7], Ref-Reasoning [50] and FineCops-Ref [24] established a benchmark with meticulously edited negative expressions or images to expose superficial keyword matching. OVDEval [53] demonstrated importance of negative nouns for evaluating open-vocabulary detection. Despite these advances, most reasoning oriented benchmarks are built upon previous benchmarks [20, 21, 33, 43]. As a result, they inherit object-centric visual biases and remain limited to simple scenarios. Another line mainly considers visual scene changes. RSVG [57], Ref-Drone [36] and SOREC [13] partially addressed this gap by introducing diverse visual scenarios, but lack carefully edited negative expressions. Moreover, existing works are constrained by limited lexical types and unreasonable evaluation protocols, hindering a comprehensive and rigorous assessment of REC models. To address these problems, we introduce **OpenRef** towards open-world REC.

## 2.2 Specialist-based REC Methods

Early specialist models [20, 35, 40, 49, 55, 58] typically employed pre-trained detectors to generate region proposals and localized targets through text-to-region matching, they are often limited by the performance of pre-trained detectors. Subsequent methods transitioned to one-stage design, [52] directly regressed bounding boxes from multimodal feature maps to achieve better efficiency and accuracy. Recent methods have reformulated REC in an end-to-end manner by integrating vision and language branch within a unified Transformer framework. MDETR [19] pioneered the integration of free-form expression with DETR through an end-to-end framework. TransVG [9] further simplified REC by directly regressing bounding box coordinates within Transformer-based architectures. Grounding DINO [25] extended Transformer-based grounding to open-vocabulary settings. To mitigate parameter redundancy, OneRef [45] and HiVG [44] leveraged parameter-efficient fine-tuning strategies to reduce model parameters. C3VG [8] proposed a multi-stage framework, which first performs preliminary grounding and further refines coarse coordinates. SSRVG [59] focused on structured language understanding by decomposing referring expressions around a center noun and progressively incorporating contextual cues to guide localization. Despite superior performance on standard benchmarks, these REC models remain limited in handling multi-target and none-target cases that frequently arise in real-world scenarios. This limitation is to be resolved in our OpenRef.

## 2.3 MLLM-based REC Methods

Recent years have witnessed the remarkable success of Multimodal Large Language Models (MLLMs) in REC tasks. Early attempts like Kosmos-2 [32] and MiniGPT-V2 [5] integrated visual grounding capabilities by treating bounding box coordinates as special textual tokens. Recent architectures GLM-4.6V [38] enhanced cross-modal alignment through a high-density visual perception mechanism. Key-VL-1.5 [47] introduced a multi-scale feature fusion strategy, enabling the model to capture fine-grained objects. MiniCPM-V-4.5 [54] leveraged an adaptive high-definition tiling strategy, which allows the model to process ultra-high-resolution images with remarkable efficiency. CogVLM [41] utilized a dedicated visual expert to decouple visual and linguistic features. InternVL-2.5 [6] and Qwen2-VL [39] utilized massive-scale pre-training and dynamic resolution strategies to improve performance. Moreover, Set-of-Mark (SoM) prompting [48] has shown that closed-source models like GPT-4V [60] can also achieve extraordinary visual grounding performance. Despite their impressive performance, MLLMs often struggle in none-target and multi-target scenarios. In this work, we introduce OpenRef along with refined evaluation metrics to comprehensively assess reliability and mitigate hallucination-induced overestimation.

# 3 Proposed Benchmark: OpenRef

## 3.1 Benchmark Construction

To generate high-quality query–bounding box pairs, we propose a semi-automated annotation pipeline as depicted in Fig. 3, which comprises three steps.

**Image Collecting and Parsing.** We have curated a high-quality and diverse visual corpus by combining large-scale web-crawled imagery with specialized drone-view scenes from VisDrone [11]. To address the data scarcity of special linguistic concepts (e.g., polysemous words and ordinal terms), we leverage MLLM to synthesize images. Synergy between realistic in-the-wild captures and targeted synthetic generation ensures both visual complexity and semantic granularity. For each image, we use Qwen3-VL [3] to generate a structured property dictionary encoding the visual elements, including the object category, inherent attributes and interactive relationships with other objects. Then we use the above information to randomly generate a referring expression.

**Positive Bbox-Text Pair Generation:** We use Qwen3-VL [3] to generate corresponding coordinates by leveraging referring expression as a text prompt. Due to the diversity and complexity of visual scenes in the dataset, even the most advanced Qwen3-VL [3] also has shortcomings, so we manually review and correct the generated coordinates. By correcting inaccurate coordinates and referring expressions in RefDrone [36], we obtain a small set of additional annotations. All the above parts collectively obtain the positive bbox-text annotations.



**Table 1:** Comparison of REC benchmarks. **Target Mult.:** target multiplicity, refers to whether include single-target and multi-target scenarios.; **Neg. Exp.:** negative expression refers to non-existent target; **Persp. Div.:** perspective diversity, covers multi-view scenarios such as ground views and drone views; **Dom. Rob.:** domain robustness, accounts for challenging environments including low light, small target and adverse weather conditions; **Lex. Rich.:** lexical richness, such as proper nouns, ordinal numbers; **Hallu. Asse.:** hallucination assessment, evaluates model’s ability on penalizing false positive predictions; **Rel. Rank.:** negative relative rejection ranking.

Benchmark	Venue	Linguistic & Visual Characteristics					Evaluation Protocol	
		Target Mult.	Neg. Exp.	Persp. Div.	Dom. Rob.	Lex. Rich.	Hallu. Asse.	Rel. Rank.
RefCOCO [56]	ECCV’16							
RefCOCO+ [56]	ECCV’16							
RefCOCOG [27]	CVPR’16							
Cops-Ref [7]	CVPR’20		✓					
Ref-Reasoning [50]	CVPR’20		✓					
Ref-Adv [1]	ACL’21		✓					
gRefCOCO [22]	CVPR’23	✓						
RSVG [57]	TGRS’23							
Ref-L4 [34]	CVPR’24							
OVDEval [53]	AAAI’24		✓					
FineCops-Ref [51]	TPAMI’25		✓					
ReMeREC [15]	MM’25							
SOREC [13]	ICCV’25				✓			
<b>OpenRef (Ours)</b>		✓	✓	✓	✓	✓	✓	✓

constructs incorporated into expressions, encompassing proper nouns, ordinals and polysemous terms. This diversity compels REC models to progress from basic object recognition to sophisticated semantic comprehension.

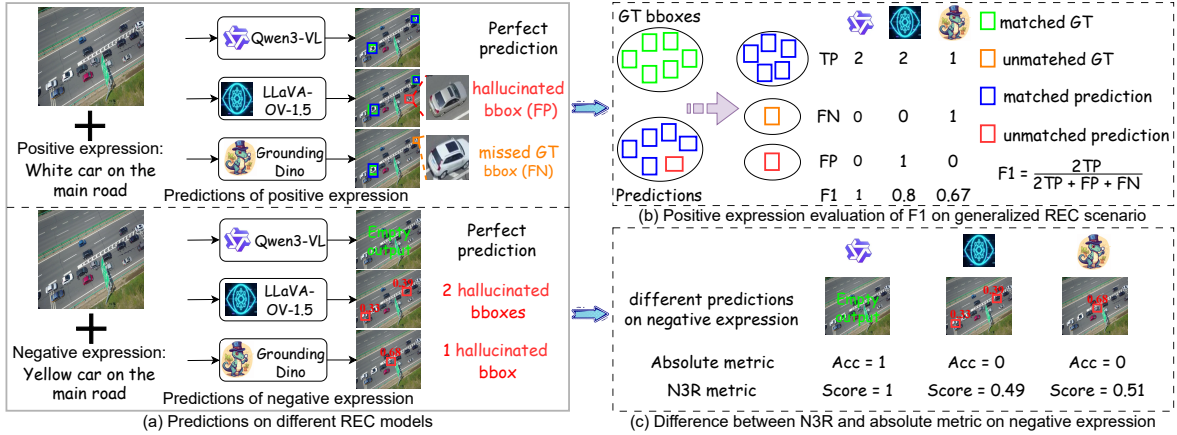
### 3.3 Benchmark Comparison

Table 1 compares OpenRef with existing benchmarks. Compared with gRefCOCO [22], OpenRef presents a broader and more balanced distribution over none-target and multi-target scenarios, better reflecting real-world object multiplicity. In contrast to SOREC [13], which primarily employs declarative sentences, OpenRef incorporates more diverse vocabulary types, enhancing linguistic richness. Furthermore, OpenRef introduces a more comprehensive evaluation protocol that explicitly accounts for multi-target grounding and none-target rejection, while featuring richer and more challenging visual scenes with diverse lighting conditions, occlusions and small objects. These advantages establish OpenRef as a more realistic and challenging benchmark for open-world REC.

### 3.4 Proposed Evaluation Metrics for OpenRef

To rigorously evaluate REC models across none-target, single-target and multi-target scenarios, we propose two synergistic evaluation metrics, including F1 to measure grounding accuracy and N3R (Negative Relative Rejection Reliability) to assess relative rejection reliability against negative expressions.

**Evaluation on Grounding Accuracy.** Unlike traditional REC evaluation protocols that simplify REC task into a single-box retrieval problem (e.g., Top-K Acc), we reformulate generalized REC task in open-world setting through standard F1 score to evaluate grounding accuracy across single-target and multi-target scenarios. F1 naturally penalizes hallucinated bounding boxes and rewards precise multi-instance localization. Figure 5 (b) illustrates the calculation process of F1. We define  $\mathcal{D} = \{(I_i, E_i)\}_{i=1}^N$  be a dataset of  $N$  image-text pairs. For the  $i$ -th sample, let  $\mathcal{G}_i = \{g_j\}_{j=1}^{|\mathcal{G}_i|}$  denote the GT set and  $\mathcal{P}_i = \{p_k\}_{k=1}^{|\mathcal{P}_i|}$  denote the prediction set. Cardinality  $|\mathcal{G}_i|$  can be one (single-target scenario) or greater than one (multi-target scenario). We define the sample-level True Positives ( $TP_i$ ), False Positives ( $FP_i$ ) and False Negatives ( $FN_i$ ), where  $TP_i$  denotes the number of predictions in  $\mathcal{P}_i$  that successfully match a GT box in  $\mathcal{G}_i$ ,  $FP_i$  denotes the number of predictions in  $\mathcal{P}_i$  that do not have a corresponding GT box (i.e., IoU < 0.5 with all  $g_j \in \mathcal{G}_i$ ) and  $FN_i$  denotes the number of GT boxes in  $\mathcal{G}_i$  that are not covered by any prediction (i.e., missed targets). For positive samples (i.e.,  $|\mathcal{G}_i| > 0$ ), there is:



**Fig. 5:** Illustration of the evaluation protocol. (a) Predictions of different models on positive and negative expressions, respectively. Existing models often struggle with hallucinated boxes (false positives, FP) or missed targets (false negatives, FN) in open-world scenarios. (b) F1-score provides a balanced assessment for instance retrieval in open-world environments, and therefore effectively evaluate different models on multi-targets w.r.t. positive expressions. (c) Comparison between N3R and absolute metric. N3R better quantifies relative reliability in rejecting negative expressions, and therefore effectively evaluate the performance of different models w.r.t. negative expressions.

$TP_i = |\mathcal{M}_i|$ ,  $FP_i = |\mathcal{P}_i| - |\mathcal{M}_i|$ ,  $FN_i = |\mathcal{G}_i| - |\mathcal{M}_i|$ . We compute Precision and Recall across entire dataset:

$$Precision = \frac{\sum TP_i}{\sum (TP_i + FP_i)}, \quad Recall = \frac{\sum TP_i}{\sum (TP_i + FN_i)}. \quad (1)$$

Then F1 score is computed as:

$$F1 = \frac{1}{N} \sum_{i=1}^N \frac{2Precision_i \cdot Recall_i}{Precision_i + Recall_i} = \frac{1}{N} \sum_{i=1}^N \frac{2 \cdot TP_i}{2 \cdot TP_i + FP_i + FN_i}, \quad (2)$$

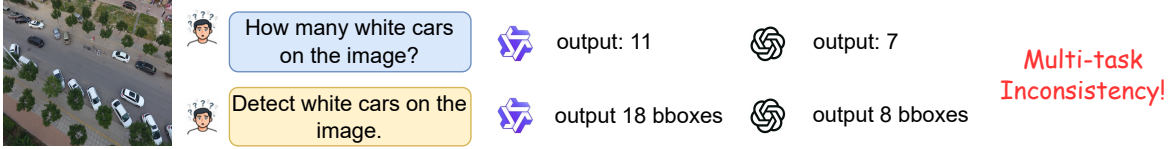
**Negative Relative Rejection Reliability (N3R).** We introduce N3R to assess the relative rejection reliability of models against negative expressions. (i.e., targets absent from the image). Unlike traditional binary metrics, N3R provides a relative rejection score. Figure 5 (c) illustrates the difference of two metrics: when presented with a negative expression, Grounding DINO and LLaVA-OneVision-1.5 produce different sets of hallucinated boxes, but absolute metric assigns both models the same binary outcome zero, failing to assess the relative rejection reliability of different models. To provide a fine-grained assessment, we implement a confidence-aware scoring mechanism. For MLLMs that do not explicitly output box-level scores, we derive the confidence  $c_k$  of the  $k$ -th box by calculating the mean probability of its constituent coordinate tokens' logits. We calculate reliability score of a negative expression by taking the product of confidence scores associated with each hallucinated box:

$$N3R = \frac{1}{N} \sum_{i=1}^N \left( \prod_{k=1}^{|\mathcal{P}_i|} (1 - c_k) \right) \quad (3)$$

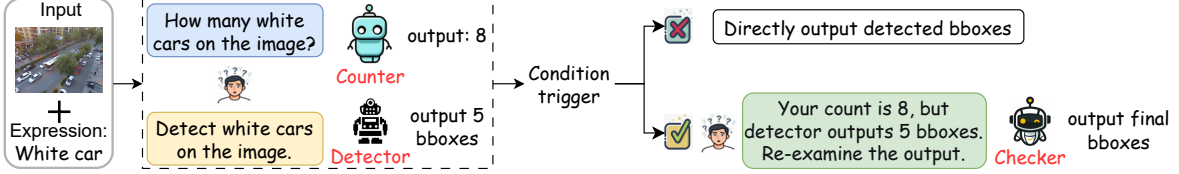
where  $c_k \in [0, 1]$  represents the average confidence of the  $k$ -th spurious box. This multiplicative formulation ensures that high-confidence hallucinations or a large quantity of false positives exponentially diminish the final score, reflecting the intuition that such errors represent a more severe lack of robustness.

## 4 Proposed Multi-task Consistency Checker

We introduce a Multi-task Consistency Checker (MCC) to address multi-target and none-target challenges. Our key insight is that MLLMs frequently exhibit contradictions in different tasks. This training-free but plug-and-play inference strategy serves as a checker that harmonizes latent contradictions



**Fig. 6:** Motivation of MCC. Multi-task inconsistency between REC and Referring counting tasks exists for Qwen3-VL [3] and GPT [60], respectively. Ensuring the consistency largely helps improve REC, which is the intuition of MCC.



**Fig. 7:** The proposed MCC pipeline with two functions (i.e., counter and detector) and a condition trigger. When there is a task conflict between the counter and detector outputs, the checker re-examine the image and then final results are reported.

between different functional heads of the MLLM. As illustrated in Fig. 6, when presented with a text query, the model’s numerical prediction  $N_{cnt}$  from the counter (i.e., counting task) frequently deviates from the number  $N_{rec}$  of instances localized by the detector (i.e., REC task). This logical discrepancy suggests an internal uncertainty in the model’s grounding process. Figure 7 shows the pipeline of MCC. For a given image  $I$  and a referring expression  $T$ , we concurrently execute two distinct tasks: 1) Referring counter predicts total number of target objects, denoted as  $N_{cnt} = \mathcal{F}_{RC}(I, T)$  and 2) REC detector predicts a set of bounding boxes, denoted as  $\mathcal{B}_{rec} = \{b_1, b_2, \dots, b_k\}$ , where  $N_{rec} = |\mathcal{B}_{rec}|$ . A consistency conflict is defined by the following indicator function  $\mathbb{K}_{conflict}$ :

$$\mathbb{K}_{conflict} = \begin{cases} 1, & \text{if } N_{cnt} \neq N_{rec} \\ 0, & \text{if } N_{cnt} = N_{rec} \end{cases} \quad (4)$$

Note that when  $\mathbb{K}_{conflict} = 1$ , the the trigger is activated, and then MCC initiates a Self-Verification Loop. Rather than accepting the initial disparate outputs, we feed the detected contradiction back into the model as a strategic prompt to derive the final grounded result, formulated as:

$$\mathcal{B}_{final} = \text{Checker}(I, T, N_{cnt}, \mathcal{B}_{rec}) \quad (5)$$

The checker is prompted to re-examine the visual context under the explicit premise that a conflict exists, forcing a logical alignment between numerical perception and spatial localization. This "second-pass" reasoning forces the model to re-allocate its attention, either pruning false positive boxes if  $N_{rec} > N_{cnt}$  or discovering omitted instances if  $N_{cnt} > N_{rec}$ . To mitigate the risk of sycophancy hallucination where the model might yield to the arbiter’s doubt and erroneously reject all targets, we implement a heuristic fallback. If the checker returns an empty set  $\emptyset$  despite both  $N_{cnt} > 0$  and  $N_{rec} > 0$ , the system defaults to the initial  $\mathcal{B}_{rec}$  to preserve the *Recall*. This ensures that MCC positively enhances precision without sacrificing the fundamental grounding capability.

## 5 Experiments

To comprehensively evaluate proposed OpenRef benchmark and MCC approach, we conduct experiments across 14 representative models, including MLLMs and open-vocabulary models, such as Qwen2-VL [39], Qwen2.5-VL [4], Qwen3-VL [3], LLaVA-OneVision-1.5 [2], GLM-4.6V [38], Keye-VL-1.5 [47], MiniCPM-V [54], InternVL-3.5 [42], Mistral-3 [29], MiMo-VL-RL [37] and Grounding Dino [25]. Experimental results demonstrate that OpenRef poses substantially greater challenges than RefCOCO, with all models exhibiting notable performance degradation, underscoring its effectiveness in assessing real-world grounding capabilities. Further, MCC is proved to be an intuitive but effective reasoning strategy to substantially improve REC models in OpenRef benchmark without retraining.

**Table 2:** Grounding accuracy of REC models on OpenRef compared with RefCOCO. Our benchmark presents significantly higher difficulty. Best results are in **bold**.

Model	Size	Lexical Richness					Targ. Mul.		OpenRef	RefCOCO
		Land.	Celebrity	Logo	Polysemy	Ordinal	Single	Multi	Avg.	Avg.
Grounding-Dino [25]	—	61.3	52.7	31.5	61.4	8.2	58.3	25.2	42.7	85.1
Qwen2-VL [39]	7B	68.4	59.3	21.7	46.8	9.2	16.7	16.8	34.1	88.4
Qwen2.5-VL [4]	7B	85.0	85.6	27.6	64.5	15.9	61.8	28.1	52.6	91.2
Qwen2.5-VL [4]	32B	85.5	<b>91.4</b>	31.5	61.4	<b>46.7</b>	61.8	<b>37.4</b>	59.4	93.5
LLaVA-OV-1.5 [2]	8B	70.5	75.7	7.6	59.1	6.7	19.1	8.7	35.3	86.9
GLM-4.6V [38]	9B	86.5	83.5	55.9	68.2	24.1	72.9	21.1	58.9	90.1
Keye-VL-1.5 [47]	8B	67.9	77.0	12.4	64.4	23.6	26.4	13.3	40.7	84.5
MiniCPM-V [54]	8B	78.8	84.5	33.5	54.9	24.6	53.5	11.8	48.8	87.2
InternVL3.5 [42]	8B	72.5	77.0	2.9	52.1	35.4	36.0	9.4	40.8	85.6
Mistral-3 [29]	8B	8.2	24.8	0.7	4.6	2.3	0.7	0.2	5.9	32.1
MiMo-VL-RL [37]	7B	60.7	70.5	8.9	65.5	15.1	27.7	15.0	37.6	83.0
Qwen3-VL [3]	2B	83.1	89.1	34.9	63.5	12.3	66.6	29.6	54.2	90.8
Qwen3-VL [3]	4B	87.1	89.0	56.8	68.6	15.9	75.2	33.7	60.9	92.4
Qwen3-VL [3]	8B	<b>88.6</b>	90.8	<b>57.0</b>	<b>71.4</b>	27.7	<b>74.7</b>	35.5	<b>63.7</b>	<b>94.1</b>

## 5.1 Experimental Results

**Main results on grounding accuracy based on F1 score.** We evaluate grounding accuracy of REC models using the proposed OpenRef benchmark. The quantitative results measured by F1 score are detailed in Tab. 2. Qwen3-VL series outperform other REC models in OpenRef, with the 8B variant outperforming all competitors across most subsets, and even 2B model surpassing much larger dense models like Qwen2.5-VL-32B. We observe that while specialist models like Grounding DINO excel in generic grounding, MLLMs exhibit a decisive advantage in knowledge-intensive categories such as Celebrities and Landmarks, leveraging their extensive pre-trained world knowledge. However, a common bottleneck remains in *Ordinal*, *Multi-target* and *Logo* reasoning, where nearly all models experience significant performance degradation. Furthermore, despite their strong visual recognition capabilities, generalist models like Mistral-3 struggle to produce precise coordinates.

**Table 3:** Negative relative rejection evaluation on OpenRef. Best results are in **bold**.

Model	Size	Landmark	Celebrity	Logo	Ordinal	Target Mul.	Avg.
Grounding-Dino [25]	—	40.0	36.8	38.3	70.6	50.0	47.1
Qwen2-VL [39]	7B	96.4	<b>100</b>	87.7	<b>84.6</b>	<b>85.6</b>	<b>90.9</b>
Qwen2.5-VL [4]	7B	29.0	13.8	4.4	4.2	19.0	14.1
Qwen2.5-VL [4]	32B	79.8	45.7	44.8	6.9	12.5	37.9
LLaVA-OV-1.5 [2]	8B	100	94.5	74.7	27.8	78.6	75.1
GLM-4.6V [38]	9B	100	90.3	<b>94.0</b>	41.4	67.8	78.7
Keye-VL-1.5 [47]	8B	96.4	74.0	83.6	28.3	69.3	70.3
MiniCPM-V-4.5 [54]	8B	98.5	94.0	83.8	22.8	68.8	73.6
InternVL3.5 [42]	8B	68.9	52.3	42.8	56.6	34.6	51.0
Mistral-3 [29]	8B	98.5	82.3	87.3	7.5	79.0	70.9
MiMo-VL-RL [37]	7B	22.1	20.5	15.6	27.7	17.8	20.7
Qwen3-VL [3]	2B	92.7	60.9	23.1	4.5	9.2	38.1
Qwen3-VL [3]	4B	92.2	60.8	23.4	4.3	8.6	37.9
Qwen3-VL [3]	8B	<b>100</b>	92.1	90.1	58.0	82.6	84.6

**Main results based on negative relative rejection reliability (N3R).** We evaluate relative rejection reliability on negative expressions by using the proposed N3R metric. According to the robustness evaluation results in Tab. 3, we observe that specialized REC model i.e., Grounding DINO demonstrates limited rejection capabilities in proper nouns such as *Landmark*, *Celebrity* and *Logo*, with significantly lower rejection scores compared to most MLLMs. MiMo-VL-RL and Qwen2.5-VL-7B also perform poorly in hard negative expressions. Generalist MLLM Mistral-3 exhibit surprisingly competitive performance on par with other MLLMs. Furthermore, within the Qwen2.5-VL and Qwen3-VL series, there is a clear scaling effect where the rejection reliability of smaller models is notably inferior to the larger variant.

**Table 4:** Effect of MCC to improve the grounding accuracy (F1) of existing REC models w.r.t. positive expressions, as a plugged-played tool. Gains are marked in red.

Model	Landmark	Celebrity	Logo	Poly.	Ordinal	Single	Multi	Avg.
Qwen3-VL-2B	83.1	89.1	34.9	63.5	12.3	66.6	29.6	54.2
+MCC	89.6	86.6	35.6	68.1	11.8	66.2	37.7	<b>56.5</b> ( <b>↑2.3</b> )
GLM-4.6V	86.5	83.5	55.9	68.2	24.1	72.9	21.1	58.9
+MCC	85.3	81.6	60.0	84.9	23.6	72.6	60.0	<b>66.9</b> ( <b>↑8.0</b> )
InternVL-3.5	72.5	77.0	2.9	52.1	35.4	36.0	9.4	40.8
+MCC	78.2	77.0	14.8	62.1	37.5	49.5	17.0	<b>48.0</b> ( <b>↑7.2</b> )
LLaVA-OV-1.5	70.5	75.7	7.6	59.1	6.7	19.1	8.7	35.3
+MCC	69.4	69.9	8.1	63.2	5.1	20.2	8.5	<b>34.9</b> ( <b>↓0.4</b> )
Keye-VL-1.5	67.9	77.0	12.4	64.4	23.6	26.4	13.3	40.7
+MCC	73.6	79.7	9.8	68.0	29.7	27.0	16.0	<b>43.4</b> ( <b>↑2.7</b> )

**Table 5:** Effect of MCC to improve relative rejection reliability (absolute metric vs. N3R) of existing REC models w.r.t. negative expressions. Gains are marked in red.

Model	Landmark		Celebrity		Logo		Ordinal		Com. Scen.		Avg.	
	$N_{abs}$	N3R	$N_{abs}$	N3R	$N_{abs}$	N3R	$N_{abs}$	N3R	$N_{abs}$	N3R	$N_{abs}$	N3R
Qwen3-VL-2B	91.7	92.7	56.1	60.9	12.1	23.1	0.0	4.5	4.0	9.2	32.8	38.1
+MCC	100.0	100.0	96.7	97.0	90.2	91.5	92.3	94.4	75.0	76.4	<b>90.8</b> ( <b>↑58.0</b> )	<b>91.9</b> ( <b>↑53.8</b> )
GLM-4.6V	100.0	100.0	86.2	90.3	90.8	94.0	17.4	41.4	58.8	67.8	70.6	78.7
+MCC	100.0	100.0	83.3	87.8	88.0	90.4	4.1	23.0	58.4	63.7	<b>66.8</b> ( <b>↓3.8</b> )	<b>73.0</b> ( <b>↓5.7</b> )
InternVL-3.5	66.3	68.9	36.4	52.3	38.1	42.8	48.7	56.6	29.2	34.6	43.8	51.0
+MCC	100.0	100.0	72.4	84.2	66.4	74.1	14.9	28.4	48.6	59.3	<b>60.5</b> ( <b>↑16.7</b> )	<b>69.2</b> ( <b>↑18.2</b> )
LLaVA-OV-1.5	100.0	100.0	94.1	94.5	73.4	74.7	22.1	27.8	77.9	78.6	73.5	75.1
+MCC	99.5	99.7	98.7	99.4	84.5	91.9	95.4	97.7	90.6	95.3	<b>93.7</b> ( <b>↑20.2</b> )	<b>96.8</b> ( <b>↑21.7</b> )
Keye-VL-1.5	93.3	96.4	59.0	74.0	78.0	83.6	4.1	28.3	55.6	69.3	58.0	70.3
+MCC	94.8	96.5	78.2	83.3	84.0	85.8	44.6	52.2	71.6	77.6	<b>74.6</b> ( <b>↑16.6</b> )	<b>79.1</b> ( <b>↑8.8</b> )

## 5.2 Effects of MCC in Improving MLLMs

To evaluate the effectiveness of the proposed Multi-task Consistency Checker (MCC), we conduct extensive experimental studies across a diverse range of MLLMs including Qwen3-VL-2B [3], InternVL-3.5 [42], LLaVA-OneVision-1.5 [2], Keye-VL-1.5 [47] and GLM-4.6V [38]. As summarized in Tab. 4 and Tab. 5, MCC yields substantial performance dividends on different MLLMs. MCC significantly enhances grounding accuracy particularly in multi-target scenarios. GLM-4.6V, InternVL-3.5 and Keye-VL-1.5 exhibit a remarkable average performance boost over 10%. The most significant improvement is achieved in InternVL-3.5, with a F1 performance gain of 25.4%. Furthermore, MCC also yields significant improvements in scenarios involving the rejection of negative expressions, improving model reliability by rectifying hallucinations and filtering false positives. The performance improvement is particularly pronounced for small models, with MCC substantially enhancing the rejection capability of Qwen3-VL-2B over 58.0% and 53.8% for absolute metric  $N_{abs}$  and relative metric N3R, respectively. These results underscore MCC as a robust, training-free and plugged-played inference strategy capable of harmonizing between-task inconsistencies, bolstering grounding accuracy and reducing REC hallucinations of MLLMs in unconstrained open-world environments.

## 6 Conclusion

In this paper, we proposed **OpenRef**, a comprehensive benchmark designed to bridge the gap between closed environments and complexities of open-world REC. By relaxing traditional single-target assumption and incorporating complex visual domains and referring expressions, OpenRef establishes a new frontier for assessing grounding accuracy and rejection reliability. To ensure high-quality data construction, we developed a semi-automated annotation pipeline, leveraging MLLM to generate annotations while maintaining strict human oversight for semantic precision. We introduced F1 score to measure grounding accuracy w.r.t. positive expressions and N3R to assess REC hallucinations w.r.t. negative expressions in open-world settings. Furthermore, we proposed MCC, a training-free and plugged-played self-verification mechanism, to effectively improve grounding accuracy and eliminate hallucinations (false positives) at inference. Extensive experiments demonstrate that this work significantly advances the existing REC benchmarks and models, paving the way for open-world REC.

## References

1. Akula, A.R., Gella, S., Al-Onaizan, Y., Zhu, S.C., Reddy, S.: Words aren't enough, their order matters: On the robustness of grounding visual referring expressions. arXiv preprint arXiv:2005.01655 (2020)
2. An, X., Xie, Y., Yang, K., Zhang, W., Zhao, X., Cheng, Z., Wang, Y., Xu, S., Chen, C., Zhu, D., et al.: Llava-onevision-1.5: Fully open framework for democratized multimodal training. arXiv preprint arXiv:2509.23661 (2025)
3. Bai, S., Cai, Y., Chen, R., Chen, K., Chen, X.H., Cheng, Z., Deng, L., Ding, W., Fang, R., Gao, C., et al.: Qwen3-vl technical report. arXiv preprint arXiv:2511.21631 (2025)
4. Bai, S., Chen, K., Liu, X., Wang, J., Ge, W., Song, S., Dang, K., Wang, P., Wang, S., Tang, J., et al.: Qwen2. 5-vl technical report. arXiv preprint arXiv:2502.13923 (2025)
5. Chen, J., Zhu, D., Shen, X., Li, X., Liu, Z., Peng, P., Fang, P., Yan, S., Ellis, H., Nazir, J., et al.: Minigpt-v2: large language model as a unified interface for vision-language multi-task learning. In: Proceedings of the 2023 Conference on Empirical Methods in Natural Language Processing (2023)
6. Chen, Z., Wang, J., Cao, Z., Liu, B., Gao, J., et al.: Internvl2.5: Optimizing vision-language models with high-resolution and strong reasoning. arXiv preprint arXiv:2412.05271 (2024)
7. Chen, Z., Wang, P., Ma, L., Wong, K.Y.K., Wu, Q.: Cops-ref: A new dataset and task on compositional referring expression comprehension. In: Proceedings of the IEEE/CVF Conference on Computer Vision and Pattern Recognition. pp. 10086–10095 (2020)
8. Dai, M., Li, J., Zhuang, J., Zhang, X., Yang, W.: Multi-task visual grounding with coarse-to-fine consistency constraints. In: Proceedings of the AAAI Conference on Artificial Intelligence. vol. 39, pp. 2618–2626 (2025)
9. Deng, J., Yang, Z., Chen, T., Zhou, W., Li, H.: Transvg: End-to-end visual grounding with transformers. In: Proceedings of the IEEE/CVF international conference on computer vision. pp. 1769–1779 (2021)
10. Deng, J., Yang, Z., Liu, D., Chen, T., Zhou, W., Zhang, Y., Li, H., Ouyang, W.: Transvg++: End-to-end visual grounding with language conditioned vision transformer. IEEE transactions on pattern analysis and machine intelligence **45**(11), 13636–13652 (2023)
11. Du, D., Zhu, P., Wen, L., Bian, X., Lin, H., Hu, Q., Peng, T., Zheng, J., Wang, X., Zhang, Y., et al.: Visdrone-det2019: The vision meets drone object detection in image challenge results. In: Proceedings of the IEEE/CVF international conference on computer vision workshops. pp. 0–0 (2019)
12. Fan, Y., Chen, W., Jiang, T., Zhou, C., Zhang, Y., Wang, X.: Aerial vision-and-dialog navigation. In: Findings of the Association for Computational Linguistics: ACL 2023. pp. 3043–3061 (2023)
13. Goto, K., Hirose, T., Ukai, M., Kurita, S., Inoue, N.: Referring expression comprehension for small objects. In: Proceedings of the IEEE/CVF International Conference on Computer Vision. pp. 21231–21242 (2025)
14. Honerkamp, D., Büchner, M., Despinoy, F., Welschhold, T., Valada, A.: Language-grounded dynamic scene graphs for interactive object search with mobile manipulation. IEEE Robotics and Automation Letters (2024)
15. Hu, Y., Tian, Z., Qi, X., Su, C., Yang, B., Yin, J., Sun, M., Zhang, M., Sun, Z.: Remerec: Relation-aware and multi-entity referring expression comprehension. In: Proceedings of the 33rd ACM International Conference on Multimedia. pp. 4010–4019 (2025)
16. Huang, H., Chen, X., Chen, Y., Li, H., Han, X., Wang, Z., Wang, T., Pang, J., Zhao, Z.: Roboground: Robotic manipulation with grounded vision-language priors. In: Proceedings of the Computer Vision and Pattern Recognition Conference. pp. 22540–22550 (2025)
17. Jiang, C., Wang, A., Jagersand, M.: Robot manipulation in salient vision through referring image segmentation and geometric constraints. In: 2025 IEEE International Conference on Robotics and Automation (ICRA). pp. 11141–11147. IEEE (2025)

18. Jiang, W., Zhu, M., Fang, Y., Shi, G., Zhao, X., Liu, Y.: Visual cluster grounding for image captioning. *IEEE Transactions on Image Processing* **31**, 3920–3934 (2022)
19. Kamath, A., Singh, M., LeCun, Y., Synnaeve, G., Misra, I., Carion, N.: Mdetr-modulated detection for end-to-end multi-modal understanding. In: *Proceedings of the IEEE/CVF international conference on computer vision*. pp. 1780–1790 (2021)
20. Kazemzadeh, S., Ordonez, V., Matten, M., Berg, T.: Referitgame: Referring to objects in photographs of natural scenes. In: *Proceedings of the 2014 conference on empirical methods in natural language processing (EMNLP)*. pp. 787–798 (2014)
21. Lin, T.Y., Maire, M., Belongie, S., Hays, J., Perona, P., Ramanan, D., Dollár, P., Zitnick, C.L.: Microsoft COCO: Common objects in context. In: *European Conference on Computer Vision (ECCV)*. pp. 740–755. Springer (2014)
22. Liu, C., Ding, H., Jiang, X.: Gres: Generalized referring expression segmentation. In: *Proceedings of the IEEE/CVF conference on computer vision and pattern recognition*. pp. 23592–23601 (2023)
23. Liu, C., Li, X., Ding, H.: Referring image editing: Object-level image editing via referring expressions. In: *Proceedings of the IEEE/CVF Conference on Computer Vision and Pattern Recognition*. pp. 13128–13138 (2024)
24. Liu, J., Yang, X., Li, W., Wang, P.: Finecops-ref: A new dataset and task for fine-grained compositional referring expression comprehension. *arXiv preprint arXiv:2409.14750* (2024)
25. Liu, S., Zeng, Z., Ren, T., Li, F., Zhang, H., Yang, J., Jiang, Q., Li, C., Yang, J., Su, H., et al.: Grounding dino: Marrying dino with grounded pre-training for open-set object detection. In: *European conference on computer vision*. pp. 38–55. Springer (2024)
26. Liu, S., Zhang, H., Qi, Y., Wang, P., Zhang, Y., Wu, Q.: Aerialvln: Vision-and-language navigation for uavs. In: *Proceedings of the IEEE/CVF International Conference on Computer Vision*. pp. 15384–15394 (2023)
27. Mao, J., Huang, J., Toshev, A., Camburu, O., Yuille, A.L., Murphy, K.: Generation and comprehension of unambiguous object descriptions. In: *Proceedings of the IEEE conference on computer vision and pattern recognition*. pp. 11–20 (2016)
28. Mao, Y., Chen, L., Jiang, Z., Zhang, D., Zhang, Z., Shao, J., Xiao, J.: Rethinking the reference-based distinctive image captioning. In: *Proceedings of the 30th ACM international conference on multimedia*. pp. 4374–4384 (2022)
29. Mistral AI: Mistral small 3.2: Advanced 24b model with multimodal capabilities. <https://mistral.ai/news/mistral-small-3-2/> (2025), released June 2025
30. Pathiraja, B., Patel, M., Singh, S., Yang, Y., Baral, C.: Refedit: A benchmark and method for improving instruction-based image editing model on referring expressions. *arXiv preprint arXiv:2506.03448* (2025)
31. Peng, R., He, H., Wei, Y., Wen, Y., Hu, D.: Patch matters: Training-free fine-grained image caption enhancement via local perception. In: *Proceedings of the Computer Vision and Pattern Recognition Conference*. pp. 3963–3973 (2025)
32. Peng, Z., Wang, W., Dong, L., Hao, Y., Huang, S., Ma, S., Wei, F.: Kosmos-2: Grounding multimodal large language models to the world. *arXiv preprint arXiv:2306.14665* (2023)
33. Plummer, B.A., Wang, L., Cervantes, C.M., Caicedo, J.C., Hockenmaier, J., Lazebnik, S.: Flickr30k entities: Collecting region-to-phrase correspondences for richer image-to-sentence models. In: *Proceedings of the IEEE international conference on computer vision*. pp. 2641–2649 (2015)
34. Rasheed, H., Maaz, M., Shaji, S., Shaker, A., Khan, S., Cholakkal, H., Anwer, R.M., Xing, E., Yang, M.H., Khan, F.S.: Glamm: Pixel grounding large multimodal model. In: *Proceedings of the IEEE/CVF Conference on Computer Vision and Pattern Recognition*. pp. 13009–13018 (2024)
35. Rohrbach, A., Rohrbach, M., Hu, R., Darrell, T., Schiele, B.: Grounding of textual phrases in images by reconstruction. In: *European Conference on Computer Vision*. pp. 817–834. Springer (2016)
36. Sun, Z., Liu, Y., Zhu, H., Gu, Y., Zou, Y., Liu, Z., Xia, G.S., Du, B., Xu, Y.: Refdrone: A challenging benchmark for referring expression comprehension in drone scenes. *arXiv preprint arXiv:2502.00392* (2025)
37. Team, X.L.C.: Mimo-vl technical report: Scaling compact vision-language models with mixed on-policy reinforcement learning. *arXiv preprint arXiv:2506.03569* (2025)
38. Team, Z.A.: Glm-4.5v and glm-4.6v: Towards versatile multimodal reasoning with scalable reinforcement learning. *arXiv preprint arXiv:2507.01006* (2025)
39. Wang, P., Bai, S., Tan, S., Wang, S., Fan, Z., Bai, J., Chen, Z., Liu, X., Wang, J., Ge, W., et al.: Qwen2-vl: To see the world from a narrower tongue. *arXiv preprint arXiv:2409.12191* (2024)
40. Wang, P., Wu, Q., Cao, J., Shen, C., Gao, L., Hengel, A.v.d.: Neighbourhood watch: Referring expression comprehension via language-guided graph attention networks. In: *Proceedings of the IEEE/CVF Conference on Computer Vision and Pattern Recognition*. pp. 1960–1968 (2019)
41. Wang, W., Lv, Q., Yu, W., Wen, W., Qi, P., Hou, L., Li, J., Tang, J.: Cogvlm: Visual expert for pretrained multi-modal model. In: *Proceedings of the IEEE/CVF Conference on Computer Vision and Pattern Recognition* (2024)
42. Wang, W., Gao, Z., et al.: Internvl3.5: Advancing open-source multimodal models in versatility, reasoning, and efficiency. *arXiv preprint arXiv:2508.18265* (2025)

43. Wu, C., Lin, Z., Cohen, S., Bui, T., Maji, S.: Phrasecut: Language-based image segmentation in the wild. In: Proceedings of the IEEE/CVF Conference on Computer Vision and Pattern Recognition. pp. 10216–10225 (2020)
44. Xiao, L., Yang, X., Peng, F., Wang, Y., Xu, C.: Hivg: Hierarchical multimodal fine-grained modulation for visual grounding. In: Proceedings of the 32nd ACM International Conference on Multimedia. pp. 5460–5469 (2024)
45. Xiao, L., Yang, X., Peng, F., Wang, Y., Xu, C.: Oneref: Unified one-tower expression grounding and segmentation with mask referring modeling. *Advances in Neural Information Processing Systems* **37**, 139854–139885 (2024)
46. Xu, Y., Kong, J., Wang, J., Pan, X., Lin, B., Liu, Q.: Insightedit: Towards better instruction following for image editing. In: Proceedings of the Computer Vision and Pattern Recognition Conference. pp. 2694–2703 (2025)
47. Yang, B., Wen, B., Ding, B., Liu, C., Chu, C., Song, C., Rao, C., Yi, C., Li, D., Zang, D., et al.: Kwai keye-vl 1.5 technical report. arXiv preprint arXiv:2509.01563 (2025)
48. Yang, J., Li, H., Li, F., Liu, S., et al.: Set-of-mark prompting unleashes extraordinary visual grounding in gpt-4v. arXiv preprint arXiv:2310.11441 (2023)
49. Yang, S., Li, G., Yu, Y.: Dynamic graph attention for referring expression comprehension. In: Proceedings of the IEEE/CVF international conference on computer vision. pp. 4644–4653 (2019)
50. Yang, S., Li, G., Yu, Y.: Graph-structured referring expression reasoning in the wild. In: Proceedings of the IEEE/CVF conference on computer vision and pattern recognition. pp. 9952–9961 (2020)
51. Yang, X., Liu, J., Wang, P., Wang, G., Yang, Y., Shen, H.T.: New dataset and methods for fine-grained compositional referring expression comprehension via specialist-mlm collaboration. *IEEE Transactions on Pattern Analysis and Machine Intelligence* (2025)
52. Yang, Z., Gong, B., Wang, L., Huang, W., Yu, D., Luo, J.: A fast and accurate one-stage approach to visual grounding. In: Proceedings of the IEEE/CVF international conference on computer vision. pp. 4683–4693 (2019)
53. Yao, Y., Liu, P., Zhao, T., Zhang, Q., Liao, J., Fang, C., Lee, K., Wang, Q.: How to evaluate the generalization of detection? a benchmark for comprehensive open-vocabulary detection. In: Proceedings of the AAAI Conference on Artificial Intelligence. vol. 38, pp. 6630–6638 (2024)
54. Yao, Y., Yu, W., et al.: Minicpm-v 4.5: A compact and powerful vision-language model with 3d-resampler. arXiv preprint arXiv:2509.04321 (2025)
55. Yu, L., Lin, Z., Shen, X., Yang, J., Lu, X., Bansal, M., Berg, T.L.: Mattnet: Modular attention network for referring expression comprehension. In: Proceedings of the IEEE conference on computer vision and pattern recognition. pp. 1307–1315 (2018)
56. Yu, L., Poirson, P., Yang, S., Berg, A.C., Berg, T.L.: Modeling context in referring expressions. In: European conference on computer vision. pp. 69–85. Springer (2016)
57. Zhan, Y., Xiong, Z., Yuan, Y.: Rsvg: Exploring data and models for visual grounding on remote sensing data. *IEEE Transactions on Geoscience and Remote Sensing* **61**, 1–13 (2023)
58. Zhang, H., Niu, Y., Chang, S.F.: Grounding referring expressions in images by variational context. In: Proceedings of the IEEE conference on computer vision and pattern recognition. pp. 4158–4166 (2018)
59. Zheng, S., Zhao, P., Zheng, Z., He, P., Cheng, H., Cai, Y., Huang, Q.: Look around before locating: Considering content and structure information for visual grounding. In: Proceedings of the AAAI Conference on Artificial Intelligence. vol. 39, pp. 1656–1664 (2025)
60. Zhou, H., Hu, C., Yuan, Y., Cui, Y., Jin, Y., Chen, C., Wu, H., Yuan, D., Jiang, L., Wu, D., et al.: Large language model (llm) for telecommunications: A comprehensive survey on principles, key techniques, and opportunities. *IEEE Communications Surveys & Tutorials* **27**(3), 1955–2005 (2024)

# Towards Open-World Referring Expression Comprehension: A Benchmark with Training-free Multi-task Consistency Checker

## — Supplementary Material —

### A Additional Results

#### A.1 Multi-scale Experiment on OpenRef

Experimental results in Tab. 1 evaluate the grounding accuracy of various REC models across different scales. We categorize target objects based on their relative area within the image: *Tiny* (< 1%), *Small* (1% – 10%), *Medium* (10% – 50%) and *Large* (> 50%). All models exhibit a strong positive correlation between object scale and grounding accuracy. While most models achieve high precision on large targets, performance drops significantly as the scale decreases to tiny. Qwen3-VL series models demonstrate superior grounding capabilities across all scales. Specifically, Qwen3-VL-8B achieves the highest average accuracy (68.6%), outperforming other 8B models such as InternVL3.5 (50.9%) and LLaVA-OneVision-1.5 (45.0%). From the results, the "*Tiny*" category remains the most challenging frontier for MLLMs, highlighting a critical area for future architectural improvements.

**Table 1:** Performance comparison on multi-scale target grounding. We report the grounding accuracy across different object scales (Tiny, Small, Medium and Large) to evaluate various REC models. The best results are highlighted in **red**.

Model	Size	Tiny	Small	Medium	Large	Avg
Grounding Dino	—	14.4	47.3	81.7	86.2	57.4
Qwen2-VL	7B	8.7	37.2	59.1	65.5	42.6
Qwen2.5-VL	7B	16.9	53.7	82.7	100.0	63.3
Qwen2.5-VL	32B	23.0	59.9	<b>86.7</b>	100.0	67.4
LLaVA-OneVision-1.5	8B	1.3	28.7	67.2	82.8	45.0
GLM-4.6V-Flash	9B	13.3	41.7	80.0	100.0	58.8
Keye-VL-1.5	8B	3.8	37.9	71.2	82.8	48.9
MiniCPM-V-4.5	8B	3.5	28.3	76.6	93.1	50.4
InternVL3.5	8B	3.2	36.4	77.7	86.2	50.9
Mistral-3	8B	0.1	1.3	19.2	34.5	13.8
MiMo-VL-RL	7B	7.5	38.0	72.8	93.1	52.9
Qwen3-VL	2B	18.0	56.5	76.2	93.1	61.0
Qwen3-VL	4B	24.0	62.7	80.8	96.6	66.0
Qwen3-VL	8B	<b>24.7</b>	<b>64.7</b>	85.1	<b>100.0</b>	<b>68.6</b>

#### A.2 Comparisons Between MCC Mechanism and Other Strategies

**Comparisons between Multi-task Consistency Checker (MCC) and Other Strategies on Grounding Accuracy.** To evaluate the efficacy of MCC, we conduct comparative studies against two representative baselines: (1) Repetitive Dual-Inference (RDI), this baseline represents a vanilla verification strategy where the model simply repeats the same grounding process twice without task-level synergy. (2) Explicit Counting Alignment (ECA), which rigidly forces the grounding results to match the predicted count. As illustrated in Tab. 2, MCC consistently outperforms both baselines across various MLLMs. Notably, MCC yields superior results compared to the RDI and ECA strategy. The substantial performance gap between MCC and RDI further highlights the necessity of multi-task integration. That is, by incorporating counting task as a complementary objective, our proposed MCC transcends simple repetitive inference and successfully leverages inter-task synergy. While ECA imposes rigid constraints, MCC allows the model to autonomously adjudicate between REC task and Referring counting task through a self-verification loop mechanism. By granting the model the flexibility to determine which task’s output is more reliable, MCC effectively activates the latent self-correction capabilities of MLLMs without introducing negative constraints. These results demonstrate that our multi-task consistency checker serves as a robust and plug-and-play tool that enhances grounding accuracy without re-training, while maintaining the model’s inherent reasoning flexibility.

**Table 2:** Comparison of grounding accuracy under different strategies. We evaluate the effectiveness of MCC by comparing with RDI and ECA. The results demonstrate that MCC yields superior grounding performance. The best results for the average are highlighted in **red**.

Model + Strategies	Land.	Cele.	Logo	Poly.	Ord.	Single	Multi	Avg.
Qwen3-VL + RDI	82.4	84.9	33.5	53.0	13.3	61.0	26.7	50.7
Qwen3-VL + ECA	87.6	84.1	32.1	71.4	13.6	60.1	46.5	<b>56.5</b>
Qwen3-VL + MCC	89.6	86.6	35.6	68.1	11.8	66.2	37.7	<b>56.5</b>
GLM-4.6V + RDI	62.7	65.3	39.9	54.7	17.2	56.3	31.3	46.8
GLM-4.6V + ECA	83.9	82.5	59.2	81.7	23.5	70.5	59.2	65.8
GLM-4.6V + MCC	85.3	81.6	60.0	84.9	23.6	72.6	60.0	<b>66.9</b>
InternVL-3.5 + RDI	66.8	70.5	10.1	59.4	33.3	34.9	18.1	41.9
InternVL-3.5 + ECA	74.1	77.9	10.3	71.2	33.0	44.9	20.1	47.4
InternVL-3.5 + MCC	78.2	77.0	14.8	62.1	37.5	49.5	17.0	<b>48.0</b>
LLaVA-OV-1.5 + RDI	70.5	69.9	7.5	60.7	6.7	18.9	8.7	34.7
LLaVA-OV-1.5 + ECA	54.9	60.0	6.7	42.0	2.5	18.6	9.9	27.8
LLaVA-OV-1.5 + MCC	69.4	69.9	8.1	63.2	5.1	20.2	8.5	<b>34.9</b>
Keye-VL-1.5 + RDI	60.1	67.4	10.4	62.2	14.9	21.6	10.2	35.3
Keye-VL-1.5 + ECA	68.9	76.8	8.9	63.6	30.0	25.6	16.8	41.5
Keye-VL-1.5 + MCC	73.6	79.7	9.8	68.0	29.7	27.0	16.0	<b>43.4</b>

**Comparisons between MCC and Other Strategies on Negative Expressions.** We also evaluate the rejection reliability of different strategies. We compare MCC with RDI (Repetitive Dual-Inference) and ECA (Explicit Counting Alignment) using two key metrics: Absolute Rejection ( $N_{abs}$ ) and Negative Relative Rejection Reliability ( $N3R$ ). Our proposed MCC does not explicitly force the model to align its grounding results with the detected object count. Instead, by allowing the model to autonomously generate the final REC prediction within the multi-task context, the internal decision-making process remains undisturbed. Table 3 illustrates the experimental results on negative expressions. MCC consistently achieves competitive or superior  $N_{abs}$  and  $N3R$  scores across various MLLMs, such as LLaVA-OV-1.5 (96.8% on average for  $N3R$ ). This proves that MCC effectively enhances the model’s ability to refuse invalid expressions without sacrificing its inherent reasoning flexibility. These results underscore that MCC serves as a reliable plug-and-play strategy that strengthens open-world grounding robustness while effectively mitigating the risk of hallucinated outputs in the presence of negative expressions.

**Table 3:** Comparison of rejection reliability ( $N_{abs}$  and  $N3R$ ) under different strategies for negative expressions. The best results in each model group for the average are highlighted in **red**.

Model + Strategies	Landmark		Celebrity		Logo		Ordinal		Comp. Sce.		Avg.	
	$N_{abs}$	$N3R$	$N_{abs}$	$N3R$	$N_{abs}$	$N3R$	$N_{abs}$	$N3R$	$N_{abs}$	$N3R$	$N_{abs}$	$N3R$
Qwen3-VL + <b>RDI</b>	100.0	100.0	98.3	98.3	90.9	91.0	97.4	97.4	81.9	82.1	<b>93.7</b>	<b>93.8</b>
Qwen3-VL + ECA	97.9	98.4	90.8	92.7	81.7	85.0	0.0	6.3	44.9	48.9	63.1	66.3
Qwen3-VL + MCC	100.0	100.0	96.7	97.0	90.2	91.5	92.3	94.4	75.0	76.4	90.8	91.9
GLM-4.6V + RDI	98.5	99.2	83.3	88.3	84.5	90.1	7.7	29.9	64.7	70.0	67.7	75.5
GLM-4.6V + <b>ECA</b>	99.5	99.5	77.4	83.4	86.2	90.4	9.2	26.1	75.1	80.7	<b>69.5</b>	<b>76.0</b>
GLM-4.6V + MCC	100.0	100.0	83.3	87.8	88.0	90.4	4.1	23.0	58.4	63.7	66.8	73.0
InternVL-3.5 + RDI	66.8	69.7	64.9	71.7	47.6	51.1	58.0	63.0	59.1	61.9	59.3	63.5
InternVL-3.5 + ECA	86.0	87.8	36.0	42.0	51.9	59.5	10.8	16.3	43.7	47.5	45.7	50.6
InternVL-3.5 + MCC	100.0	100.0	72.4	84.2	66.4	74.1	14.9	28.4	48.6	59.3	<b>60.5</b>	<b>69.2</b>
LLaVA-OV-1.5 + RDI	100.0	100.0	94.1	97.1	66.4	83.2	7.7	53.9	73.7	86.7	68.4	84.2
LLaVA-OV-1.5 + ECA	64.8	67.1	59.4	62.7	32.5	36.1	0.5	5.8	37.2	40.0	38.9	42.3
LLaVA-OV-1.5 + MCC	99.5	99.7	98.7	99.4	84.5	91.9	95.4	97.7	90.6	95.3	<b>93.7</b>	<b>96.8</b>
Keye-VL-1.5 + RDI	81.4	90.4	63.6	77.2	66.6	76.8	6.7	25.9	51.3	65.9	53.9	67.2
Keye-VL-1.5 + <b>ECA</b>	100.0	100.0	72.8	77.7	98.1	98.6	94.4	95.5	98.6	98.8	<b>92.3</b>	<b>94.1</b>
Keye-VL-1.5 + MCC	94.8	96.5	78.2	83.3	84.0	85.8	44.6	52.2	71.6	77.6	74.6	79.1

### A.3 Extensive Evaluation of MCC on Additional Benchmark

To further validate the robustness and generalizability of MCC, we conduct extensive experiments on the gRefCOCO benchmark. As shown in Tab. 4, the integration of MCC consistently yields significant performance gains across various MLLM architectures. For GLM-4.6V, MCC facilitates a remarkable improvement in the average accuracy, jumping from 43.5% to 78.7%. The most notable gains are observed in multi-target scenarios. Notably, GLM-4.6V demonstrates a substantial improvement on the testB split, rising from 12.0% to 72.5% with MCC for multi-target scenario. The consistent trend across different splits (val, testA, and testB) demonstrates that our training-free strategy effectively improves grounding accuracy by enforcing logical consistency. These results underscore that MCC is not only effective on our proposed OpenRef benchmark but also provides a universal performance enhancement for state-of-the-art models on previous mainstream benchmarks.

**Table 4:** Extensive experiments of MCC on the gRefCOCO benchmark. We evaluate the grounding accuracy across different splits for both single-target and multi-target scenarios. The best average results for each model are highlighted in **red**.

Model	val		testA		testB		Avg.
	single	multi	single	multi	single	multi	
Qwen3-VL	-	62.4	90.2	60.3	83.1	57.8	70.8
Qwen3-VL + MCC	-	68.8	87.4	65.6	76.1	64.4	<b>72.5</b>
GLM-4.6V	-	18.9	88.2	14.2	84.0	12.0	43.5
GLM-4.6V + MCC	-	73.7	86.6	77.9	82.7	72.5	<b>78.7</b>
LLaVA-OV-1.5	-	27.7	63.1	21.5	48.6	17.9	35.8
LLaVA-OV-1.5 + MCC	-	44.3	74.2	36.7	60.0	36.5	<b>50.3</b>
InternVL-3.5	-	53.0	94.6	38.3	88.6	33.2	61.5
InternVL-3.5 + MCC	-	54.8	93.8	52.2	87.5	50.4	<b>67.7</b>
Keye-VL-1.5	-	54.6	76.8	48.3	71.5	44.4	59.1
Keye-VL-1.5 + MCC	-	58.5	81.1	56.7	74.3	53.6	<b>64.8</b>

## B Inference Specifications and Prompt Details

### B.1 Details on MLLMs

In this section, we detail the specific prompt configurations and experimental setups for the evaluated MLLMs with Qwen-VL as the primary representative architecture. Our experiments focus on four settings: standalone Referring Expression Comprehension (REC), Multi-task Consistency Checker (MCC), RDI (Repetitive Dual-Inference) and ECA (Explicit Counting Alignment).

**Settings of Qwen3-VL (2B, 4B, 8B) and Qwen2-VL-7B.** For the Qwen3-VL (2B, 4B, 8B) and Qwen2-VL (7B) models, we utilize a structured prompting strategy to ensure consistent JSON outputs. The templates are categorized by the following task types:

1. *Standalone REC (Baseline)*

"Detect **query**. Return result in JSON list with 'bbox\_2d' and 'label'. If not found, output 'None'."

2. *Multi-task Consistency Checker (MCC)*

To evaluate and enforce consistency between referring counting and REC, we employ a three-stage loop:

**Referring Counting Phase:** "How many **query** are in the image? Answer with an integer."

**Detection Phase (REC):** "Detect all **query** and output boxes in [[xmin, ymin, xmax, ymax]] format."

**Consistency Check (Checker):** "You counted **count** instances of **query**, but detected **len(bbox\_list)** boxes. Please re-examine the image and provide the definitive JSON style list of bounding boxes in [[xmin, ymin, xmax, ymax]] format."

3. *Repetitive Dual-Inference (RDI)*

For experiments involving direct repetition and self-correction without explicit count matching:

**First Pass:** "Detect **query**. Return result in JSON list with 'bbox\_2d'."

**Second Pass (Refinement):** "Are you sure? Double check and add missing or remove wrong objects."

#### 4. *Explicit Counting Alignment (ECA)*

We force the model to align its detection output with a specific numerical prior (predicted count from referring counting task):

**First Pass:** "Directly output the number of **query** in the image. Answer with a single integer."

**Second Pass (Observation):** "There are exactly **exp\_count** instances of **query** here. Please provide the bounding boxes for these **exp\_count** instances in JSON format ['bbox\_2d': [xmin, ymin, xmax, ymax], 'label': '...', ...]".

**Settings of Qwen2.5-VL-7B and Qwen2.5-VL-32B.** For Standalone REC, we use "Detect the **query**. Return JSON list with 'bbox\_2d' [xmin, ymin, xmax, ymax]".

## B.2 Details on Open-Vocabulary Grounding Models

**Settings of Grounding DINO.** We employ Swin-B backbone (swin\_B\_384\_22k) with pre-trained weights from `groundingdino_swinb_cogcoor.pth`. For inference, we adopt a box detection threshold of 0.3 and an IoU threshold of 0.5 for NMS to filter overlapping predictions.