

Backstepping Control of First-Order Hyperbolic Equations in Arbitrary Dimensions with Non-Trapping Characteristics

Mohamed Camil Belhadjoudja

Department of Applied Mathematics, University of Waterloo, 200 University Avenue West, Waterloo, ON, Canada, N2L 3G1

Abstract

This paper presents a backstepping approach for the boundary control of first-order hyperbolic equations with spatially varying coefficients posed on domains of arbitrary dimension. The method is based on a change of variables induced by the characteristic flow of the time-invariant transport operator, transforming the original multidimensional system into a continuum of decoupled one-dimensional hyperbolic equations evolving along individual characteristic curves. A backstepping controller is then designed for each equation in the decomposition, and the resulting control laws are reassembled in the original coordinates to achieve finite-time stabilization of the full system. The framework relies on the existence of characteristic curves foliating the spatial domain, with uniformly bounded transit times (non-trapping).

Key words: Hyperbolic PDEs; Backstepping; Finite-Time Stability; Characteristic Methods

1 Introduction

First-order hyperbolic partial differential equations (PDE)s model the transport of quantities in a broad range of applications, including traffic networks, fluid flows, heat transport, reactive processes, and population dynamics. While one-dimensional reductions may provide useful approximations in some settings, many systems of practical interest are intrinsically higher-dimensional.

Eighteen years ago, [21] introduced a backstepping method for the boundary control of general one-dimensional first-order hyperbolic equations. This seminal contribution unleashed a large body of work and a series of celebrated successes in the control of first-order hyperbolic systems (see the non-exhaustive list of references [37, 9, 29, 10, 15, 5, 3, 4, 19, 12, 13, 14, 1, 16, 17, 2, 8, 7, 20] and the survey [28]). Yet, despite these advances, the backstepping theory has remained confined to the one-dimensional setting.

To the best of our knowledge, extensions of the backstepping method to the multidimensional case have focused exclusively on parabolic equations [22, 23, 26, 27, 30, 31, 32, 33, 34, 35, 36, 6]. With the exception of [22, 23, 26, 27, 31, 6], the aforementioned works exploit the fact that, for very specific geometries satisfying symmetry assumptions or translational invariance, and under

relatively restrictive structural conditions on the PDE coefficients, the original multidimensional parabolic equation can be transformed into a sequence of decoupled one-dimensional parabolic equations. A backstepping controller is then designed for each equation, and the resulting controllers are assembled into a single controller for the original system. While such a decomposition appears to be available only in highly particular cases for parabolic equations, the present paper introduces a change of variables that achieves an analogous decomposition for a *fairly general* class of multidimensional first-order hyperbolic equations, without any symmetry assumption whatsoever, yielding a continuum of decoupled one-dimensional first-order hyperbolic equations to which the approach of [21] directly applies.

Our change of variables is rooted in the method of characteristics [11, Sections 2.1 and 3.2], which is classically employed to solve multidimensional transport equations by reducing them to ordinary differential equations (ODE)s whose solutions trace the so-called characteristic curves. For the evolution transport equation $\partial v / \partial t = a(x) \cdot \nabla v$, these characteristic curves are defined in the space-time domain. Our construction departs from this classical picture by discarding the time variable in the very definition of characteristics: we consider the characteristic curves of the *time-invariant* transport equation $a(x) \cdot \nabla v = 0$. Each such curve is parametrized by two variables (σ, ρ) , where ρ identifies the curve and σ denotes the position along it. We prove that a general multidimensional first-order hyperbolic equation of the form

Email address: m2camilb@uwaterloo.ca (Mohamed Camil Belhadjoudja).

$\partial v/\partial t = a(x) \cdot \nabla v + (\text{destabilizing terms})$ can be mapped, through the change of variables $x \leftrightarrow (\sigma, \rho)$, into a continuum of one-dimensional first-order hyperbolic equations evolving along these characteristic curves and expressed in the variables (σ, t) , with the family indexed by ρ . The controller of [21] is then applied to each PDE in the resulting decomposition. The sole assumption required to conclude finite-time stability of the original multidimensional system from that of the decomposed PDEs is that the transit time of characteristics — the range of σ — be uniformly bounded across all characteristic curves. This condition holds generically, and fails only in degenerate situations: for example, when the velocity field vanishes in the interior of the spatial domain, or becomes arbitrarily small along certain trajectories, causing characteristics to stagnate.

It is worth emphasizing that the control of a continuum of hyperbolic equations — also referred to as an ensemble of hyperbolic equations — is not new, and this is emphatically not the contribution of the present paper. Our contribution is to establish that the boundary control of a multidimensional hyperbolic equation reduces, through our change of variables, to the control of an ensemble of one-dimensional hyperbolic equations. To the best of our knowledge, this relationship is identified here for the first time. Prior works on the control of ensembles of hyperbolic equations have been driven by entirely different motivations and have led to structurally different ensembles. For instance, [16,17,18] design backstepping controllers for ensembles of equations and subsequently discretize the resulting kernel to obtain a controller for a large-scale finite coupled hyperbolic system; there, the ensemble formulation is a computational tool for managing complexity in large-scale systems. By contrast, [2] considers ensembles arising naturally from modeling: physical systems in which agents—vehicles, drivers, particles—are continuously parametrized, and whose collective dynamics are more faithfully captured by a continuum model. Beyond addressing, for the first time since the work of [21], the problem of backstepping control for multidimensional hyperbolic equations, the present paper thus offers a new and fundamental motivation for the emerging theory of control of ensembles (and ensembles of ensembles) of hyperbolic equations.

Notations. Given a function $v : \mathbb{R}^n \times [0, +\infty) \rightarrow \mathbb{R}$, $(x, t) \mapsto v(x, t)$, with $x = (x_1, x_2, \dots, x_n) \in \mathbb{R}^n$, we let

$$\nabla v = \left(\frac{\partial v}{\partial x_1}, \frac{\partial v}{\partial x_2}, \dots, \frac{\partial v}{\partial x_n} \right),$$

where $\partial v/\partial x_i$ denotes the partial derivative of v with respect to x_i . Similarly, we denote by $\partial v/\partial t$ the partial derivative of v with respect to t . We denote by $v(\cdot, t)$ the function $x \mapsto v(x, t)$. Given two vectors $x, y \in \mathbb{R}^n$ with $x = (x_1, x_2, \dots, x_n)$ and $y = (y_1, y_2, \dots, y_n)$, we let $x \cdot y = x_1 y_1 + x_2 y_2 + \dots + x_n y_n$, and $|x| = \sqrt{x_1^2 + x_2^2 + \dots + x_n^2}$.

2 System description

This paper extends some of the results of [21] to arbitrary spatial dimensions $n \geq 1$. The equation considered in the aforementioned reference is

$$\begin{aligned} \frac{\partial v}{\partial t} &= \frac{\partial v}{\partial x} + \lambda(x)v + g(x)v(0) \\ &\quad + \int_0^x f(x, y)v(y) dy \quad x \in (0, 1), t > 0, \end{aligned} \quad (1)$$

subject to the boundary condition

$$v(1, t) = U(v(\cdot, t)) \quad t \geq 0. \quad (2)$$

Here, the function $v : [0, 1] \times [0, +\infty) \rightarrow \mathbb{R}$ denotes the state, the coefficients λ, g , and f are assumed to be continuous, and $U(v(\cdot, t)) \in \mathbb{R}$ is the control variable.

When g and f are positive and sufficiently large, the equilibrium $\{v = 0\}$ for (1)–(2) is unstable under zero input $U = 0$. One of the main contributions of [21] is the design of a finite-time stabilizing control law U using a backstepping approach.

In this section, we formulate a higher-dimensional analogue of the control system (1)–(2). Since the underlying equation is hyperbolic, particular care is required to ensure that the resulting system is well-posed. For example, the location of the control must reflect both the geometry of the domain and the direction of the *velocity field*, i.e., *minus* the coefficient of the first-order spatial derivative term in (1). In one dimension, the velocity reduces to a scalar, so the control location (either at $x = 0$ or $x = 1$) is determined solely by its sign.

2.1 Geometry, velocity, and characteristics

Let $\Omega \in \mathbb{R}^n$, with $n \in \mathbb{N}^*$, be a bounded open and connected set, that satisfies the following assumption.

Assumption 1 Ω is of class \mathcal{C}^1 [11, Page 626]. •

Our system will be defined on Ω .

Since Ω is of class \mathcal{C}^1 , it admits a unique unit outward normal $\nu : \partial\Omega \rightarrow \mathbb{R}^n$.

A first-order hyperbolic equation on Ω describes (among other phenomena) the transport of a quantity, such as a concentration, a density, or a temperature, through the domain Ω with a given velocity field $-a$, where

$$\begin{aligned} a : \mathbb{R}^n &\rightarrow \mathbb{R}^n, \\ x = (x_1, x_2, \dots, x_n) &\mapsto a(x) = (a_1(x), a_2(x), \dots, a_n(x)). \end{aligned}$$

The following regularity assumption is imposed on a .

Assumption 2 a is *lipschitz*. •

The sign of $\nu \cdot a$ determines whether the transported quantity enters the domain, leaves, or travels tangentially along $\partial\Omega$: if $\nu(x) \cdot a(x) < 0$, the velocity field points outward at x and the quantity is leaving Ω (recall that the

velocity field is by convention $-a$, not a); if $\nu(x) \cdot a(x) > 0$, it points inward and the quantity is entering Ω ; and if $\nu(x) \cdot a(x) = 0$, the velocity is tangent to $\partial\Omega$ at x and the quantity does not cross the boundary there. Accordingly, we define the following subsets of $\partial\Omega$:

- *Inflow boundary*

$$\Gamma^+ = \{x \in \partial\Omega : \nu(x) \cdot a(x) > 0\},$$

- *Outflow boundary*

$$\Gamma^- = \{x \in \partial\Omega : \nu(x) \cdot a(x) < 0\},$$

- *Tangential boundary*

$$\Gamma^o = \{x \in \partial\Omega : \nu(x) \cdot a(x) = 0\}.$$

Note that Γ^+ , Γ^- , and Γ^o are mutually disjoint by construction and together cover the entire boundary:

$$\partial\Omega = \Gamma^+ \cup \Gamma^- \cup \Gamma^o.$$

If Γ^o has positive Hausdorff measure, the analysis of well-posedness would be severely complicated. Therefore, as is standard [25], we impose the following assumption.

Assumption 3 (Transversality) Γ^o has zero Hausdorff measure. •

We now define the characteristics associated to a . For each $x \in \bar{\Omega}$, where $\bar{\Omega}$ denotes the closure of Ω with respect to the Euclidean norm $|\cdot|$, the characteristic curve passing through x is the unique complete classical solution $s \in \mathbb{R} \mapsto \phi(s; x) \in \mathbb{R}^n$ to the ODE

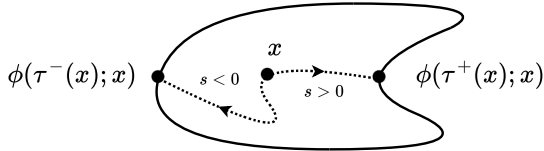
$$\frac{d\phi}{ds} = a(\phi), \quad \phi(0; x) = x, \quad (3)$$

whose existence and uniqueness follow from the Cauchy–Lipschitz theorem, applicable here by Assumption 2. Its *entry time* $\tau^+(x)$ and *exit time* $\tau^-(x)$ are defined as

$$\tau^+(x) = \inf\{s \geq 0 : \phi(s; x) \in \Gamma^+\}, \quad (4)$$

$$\tau^-(x) = \sup\{s \leq 0 : \phi(s; x) \in \Gamma^-\}, \quad (5)$$

whenever these quantities exist.



We impose the following key assumption on the characteristic curves. A similar condition can be found in the theory of geometric optics, where the characteristic curves are the light rays (the solutions to the Eikonal

equation), and where it is referred to as the *non-trapping condition*: every ray must exit the medium in finite time [24].

Assumption 4 (Non-trapping characteristics)

For all $x \in \bar{\Omega} \setminus \Gamma^o$, $\tau^+(x)$ and $\tau^-(x)$ exist and are finite. Moreover,

$$T_{\max} = \sup_{x \in \bar{\Omega} \setminus \Gamma^o} \{\tau^+(x) - \tau^-(x)\} < +\infty.$$

2.2 First-order hyperbolic equations on Ω

As an extension of (1)-(2) to higher dimensions, we consider on Ω the first-order hyperbolic equation

$$\begin{aligned} \frac{\partial v}{\partial t} &= a(x) \cdot \nabla v + \lambda(x)v + g(x)v(\rho(x)) \\ &+ \int_{D(x)} f(x, y)v(y) d\ell(y), \end{aligned} \quad (6)$$

where $v : \bar{\Omega} \times [0, +\infty) \rightarrow \mathbb{R}$ is the state, $\rho(x)$ is the *recirculation point*

$$\rho(x) = \phi(\tau^-(x); x), \quad (7)$$

$D(x)$ is the *downstream curve*

$$D(x) = \{\phi(s; x) : \tau^-(x) \leq s \leq 0\}, \quad (8)$$

and $d\ell(y)$ is the arc length element along $D(x)$. Note that

$$\begin{aligned} &\int_{D(x)} f(x, y)v(y) d\ell(y) \\ &= \int_{\tau^-(x)}^0 f(x, \phi(s; x))v(\phi(s; x))|a(\phi(s; x))| ds. \end{aligned} \quad (9)$$

The coefficients $\lambda, g : \bar{\Omega} \rightarrow \mathbb{R}$ and $f : \bar{\Omega} \times \bar{\Omega} \rightarrow \mathbb{R}$ satisfy the following assumption.

Assumption 5 λ, g , and f are continuous. •

Finally, we impose the boundary condition

$$v(z, t) = U(v(\cdot, t), z) \quad z \in \Gamma^+, t \geq 0, \quad (10)$$

where $U(v(\cdot, t), z) \in \mathbb{R}$ is a control variable to be designed to stabilize $\{v = 0\}$ in finite time. In the sequel, to simplify the notations, we may write $U(z, t)$ instead of $U(v(\cdot, t), z)$.

Given a feedback law U , the solutions to (6)-(10) are understood in the following classical sense.

Definition 1 Let the initial condition $v_o \in \mathcal{C}(\bar{\Omega}) \cap \mathcal{C}^1(\Omega)$. A solution to (6)-(10) starting from v_o is any function $v \in \mathcal{C}(\bar{\Omega} \times [0, +\infty)) \times \mathcal{C}^1(\Omega \times [0, +\infty))$ that verifies (6) for all $(x, t) \in \Omega \times (0, +\infty)$, (10) for all $(z, t) \in \Gamma^+ \times [0, +\infty)$,

and $v(x, 0) = v_o(x)$ for all $x \in \bar{\Omega}$.

Remark 1 Instead of (6), one could consider an equation in which ρ is a general map, and the integration domain $D(x)$ is an arbitrary curve. However, the approach developed in this paper does not apply to that setting, to the best of our knowledge, as the resulting control system would not be triangular.

3 Main result

3.1 Reduction to a continuum of one-dimensional first-order hyperbolic equations

The key idea to design U is to first *straighten out* the characteristics of (6): rather than working directly on Ω with the spatial coordinates $x = (x_1, x_2, \dots, x_n)$, we introduce a change of variables that replaces $x \in \Omega$ by a pair (σ, ρ) , where $\rho \in \Gamma^-$ identifies *which* characteristic curve passes through x , and $\sigma \geq 0$ records *how long* the flow has been traveling along that curve from ρ to x . In these new coordinates, the transport term $a(x) \cdot \nabla v$ in (6) reduces to a simple partial derivative with respect to σ , and the full n -dimensional system (6)–(10) decouples into a continuum of one-dimensional systems of precisely the same form as (1)–(2), each one evolving along a characteristic curve parameterized by ρ .

We now make this construction precise. For each $x \in \bar{\Omega} \setminus \Gamma^o$, we define the *time to exit*

$$\sigma(x) = -\tau^-(x) \geq 0, \quad (11)$$

that is, $\sigma(x)$ is the time the characteristic flow takes to travel from x to $\rho(x) = \phi(\tau^-(x); x) \in \Gamma^-$. In particular, $\sigma(x) = 0$ if and only if $x \in \Gamma^-$, and more generally $\sigma(x) \in [0, T(x)]$, where $T(x)$ is the transit time of the characteristic passing through x , defined as $T(x) = \tau^+(x) - \tau^-(x) > 0$.

Note that, since by Assumption 2 the ODE (3) admits unique solutions, characteristic curves cannot intersect: if two solutions of (3) coincide at any single time, they must coincide for all times. Therefore each point $x \in \bar{\Omega} \setminus \Gamma^o$ belongs to exactly one characteristic, and the transit time is constant along that characteristic: $T(\phi(s; \rho)) = T(\rho)$ for all $s \in [0, T(\rho)]$ and all $\rho \in \Gamma^-$.

Next, we introduce the *transformed domain*

$$\hat{\Omega} = \{(\sigma, \rho) \in \mathbb{R} \times \Gamma^- : 0 \leq \sigma \leq T(\rho)\}, \quad (12)$$

with $T(\rho)$ the transit time of the characteristic passing through ρ , and the map

$$\Psi : \bar{\Omega} \setminus \Gamma^o \rightarrow \hat{\Omega}, \quad x \mapsto \Psi(x) = (\sigma(x), \rho(x)). \quad (13)$$

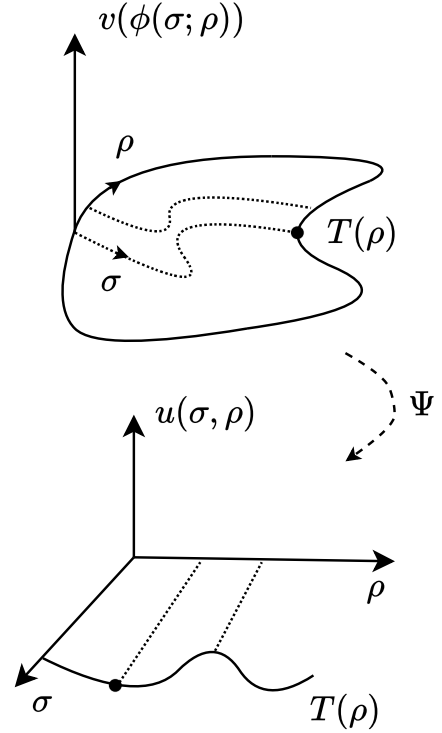
The map Ψ is bijective. Indeed, given any $(\sigma, \rho) \in \hat{\Omega}$, the point $x = \phi(\sigma; \rho)$ satisfies $\rho(x) = \rho$ and $\sigma(x) = \sigma$, so Ψ is surjective. Injectivity follows from the non-intersection of characteristics: if $\Psi(x_1) = \Psi(x_2)$, then x_1 and x_2 lie on

the same characteristic and reach the exit point $\rho(x_1) = \rho(x_2)$ at the same time, hence $x_1 = x_2$. The inverse of Ψ is therefore $\Psi^{-1}(\sigma, \rho) = \phi(\sigma; \rho)$.

We now use Ψ to rewrite (6)–(10) in the coordinates $(\sigma, \rho) \in \hat{\Omega}$. To this end, we introduce the transformed state $u : \hat{\Omega} \times [0, +\infty) \rightarrow \mathbb{R}$ defined by

$$u(\sigma, \rho, t) = v(\Psi^{-1}(\sigma, \rho), t) = v(\phi(\sigma; \rho), t). \quad (14)$$

In particular, $u(0, \rho, t) = v(\rho, t)$ is the value of v at the exit point ρ , and $u(T(\rho), \rho, t) = v(\phi(T(\rho); \rho), t)$ is the value of v at the corresponding entry point on Γ^+ .



The following main result shows that u satisfies a continuum of equations of exactly the same form as (1)–(2).

Theorem 1 *The function u defined by (14) satisfies, for each $\rho \in \Gamma^-$,*

$$\begin{aligned} \frac{\partial u}{\partial t} &= \frac{\partial u}{\partial \sigma} + \hat{\lambda}(\sigma, \rho) u(\sigma, \rho, t) + \hat{g}(\sigma, \rho) u(0, \rho, t) \\ &\quad + \int_0^\sigma \hat{f}(\sigma, \rho, \sigma') u(\sigma', \rho, t) d\sigma', \end{aligned} \quad (15)$$

together with the boundary condition

$$u(T(\rho), \rho, t) = U(\phi(T(\rho); \rho), t) \quad t > 0, \quad (16)$$

where the transformed coefficients are given by

$$\begin{aligned}\hat{\lambda}(\sigma, \rho) &= \lambda(\Psi^{-1}(\sigma, \rho)), \\ \hat{g}(\sigma, \rho) &= g(\Psi^{-1}(\sigma, \rho)), \\ \hat{f}(\sigma, \rho, \sigma') &= f(\Psi^{-1}(\sigma, \rho), \Psi^{-1}(\sigma', \rho)) |a(\Psi^{-1}(\sigma', \rho))|.\end{aligned}$$

Conversely, if $u(\cdot, \rho, \cdot)$ satisfies (15)–(16) for every $\rho \in \Gamma^-$, then $v = u \circ \Psi$ is a solution of (6)–(10). \square

Proof. We transform each term of (6) separately after the substitution $x = \Psi^{-1}(\sigma, \rho) = \phi(\sigma; \rho)$.

Step 1: time derivative. Differentiating both sides of (14) with respect to t , and using the fact that $\Psi^{-1}(\sigma, \rho)$ does not depend on t , we obtain

$$\frac{\partial u}{\partial t}(\sigma, \rho, t) = \frac{\partial v}{\partial t}(\Psi^{-1}(\sigma, \rho), t). \quad (17)$$

Step 2: transport term. We wish to show that

$$a(x) \cdot \nabla v(x, t) = \frac{\partial u}{\partial \sigma}(\sigma, \rho, t)$$

at $x = \Psi^{-1}(\sigma, \rho)$. To this end, we differentiate the function $s \mapsto v(\phi(s; x), t)$, to obtain,

$$\begin{aligned}\frac{d}{ds} v(\phi(s; x), t) &= \frac{d\phi(s; x)}{ds} \cdot \nabla v(\phi(s; x), t) \\ &= a(\phi(s; x)) \cdot \nabla v(\phi(s; x), t).\end{aligned} \quad (18)$$

Evaluating (18) at $s = 0$ and using $\phi(0; x) = x$ yields

$$a(x) \cdot \nabla v(x, t) = \left. \frac{d}{ds} \right|_{s=0} v(\phi(s; x), t). \quad (19)$$

We now set $x = \Psi^{-1}(\sigma, \rho) = \phi(\sigma; \rho)$ in (19). The right-hand side becomes

$$\left. \frac{d}{ds} \right|_{s=0} v(\phi(s; \phi(\sigma; \rho)), t). \quad (20)$$

We simplify the argument of v using

$$\phi(s; \phi(\sigma; \rho)) = \phi(s + \sigma; \rho). \quad (21)$$

Substituting (21) into (20), we obtain

$$\left. \frac{d}{ds} \right|_{s=0} v(\phi(s; \phi(\sigma; \rho)), t) = \left. \frac{d}{ds} \right|_{s=0} v(\phi(s + \sigma; \rho), t).$$

By definition (14), $v(\phi(s + \sigma; \rho), t) = u(s + \sigma, \rho, t)$. Substituting and differentiating at $s = 0$ gives

$$\left. \frac{d}{ds} \right|_{s=0} u(s + \sigma, \rho, t) = \frac{\partial u}{\partial \sigma}(\sigma, \rho, t). \quad (22)$$

Combining (19)–(22), we conclude

$$a(\Psi^{-1}(\sigma, \rho)) \cdot \nabla v(\Psi^{-1}(\sigma, \rho), t) = \frac{\partial u}{\partial \sigma}(\sigma, \rho, t). \quad (23)$$

Step 3: reaction term. By the definition of $\hat{\lambda}$ and the relation (14), we have directly

$$\lambda(\Psi^{-1}(\sigma, \rho)) v(\Psi^{-1}(\sigma, \rho), t) = \hat{\lambda}(\sigma, \rho) u(\sigma, \rho, t). \quad (24)$$

Step 4: recirculation term. We need to transform $g(x) v(\rho(x), t)$ at $x = \Psi^{-1}(\sigma, \rho)$. We first identify the recirculation point. Since $\rho \in \Gamma^-$ is the exit point of the characteristic through $\Psi^{-1}(\sigma, \rho)$, we have

$$\rho(\Psi^{-1}(\sigma, \rho)) = \rho. \quad (25)$$

Next, the value of v at ρ is, by (14) evaluated at $\sigma = 0$,

$$v(\rho, t) = v(\Psi^{-1}(0, \rho), t) = u(0, \rho, t). \quad (26)$$

Combining (25)–(26) with the definition of \hat{g} ,

$$g(\Psi^{-1}(\sigma, \rho)) v(\rho(\Psi^{-1}(\sigma, \rho)), t) = \hat{g}(\sigma, \rho) u(0, \rho, t).$$

Step 5: nonlocal term. We next transform the term

$$\int_{\tau^-(x)}^0 f(x, \phi(s; x)) v(\phi(s; x), t) |a(\phi(s; x))| ds. \quad (27)$$

We set $x = \Psi^{-1}(\sigma, \rho) = \phi(\sigma; \rho)$, so that $\tau^-(x) = -\sigma$ and the integration interval is $[-\sigma, 0]$. Using (21), we have

$$\phi(s; x) = \phi(s; \phi(\sigma; \rho)) = \phi(s + \sigma; \rho).$$

Then, we perform the change of variables $\sigma' = s + \sigma$, which maps $s \in [-\sigma, 0]$ to $\sigma' \in [0, \sigma]$ and gives

$$\phi(s; x) = \phi(\sigma'; \rho) = \Psi^{-1}(\sigma', \rho), \quad v(\phi(s; x), t) = u(\sigma', \rho, t),$$

and $ds = d\sigma'$, to obtain

$$\begin{aligned}\int_{\tau^-(x)}^0 f(x, \phi(s; x)) v(\phi(s; x), t) |a(\phi(s; x))| ds \\ = \int_0^\sigma \hat{f}(\sigma, \rho, \sigma') u(\sigma', \rho, t) d\sigma'.\end{aligned} \quad (28)$$

Conclusion. Summing the results of Steps 1–5 and using the fact that v satisfies (6), we obtain (15). The boundary condition (16) follows directly from (10) evaluated at $z = \phi(T(\rho); \rho) \in \Gamma^+$.

The converse is immediate by reversing each step. \blacksquare

Remark 2 For each fixed $\rho \in \Gamma^-$, (15)–(16) is a one-dimensional first-order hyperbolic equation in (σ, t) of

exactly the same form as (1)–(2), with spatial variable $\sigma \in [0, T(\rho)]$ playing the role of $x \in [0, 1]$, unit velocity, reaction coefficient $\hat{\lambda}(\cdot, \rho)$, recirculation coefficient $\hat{g}(\cdot, \rho)$, nonlocal kernel $\hat{f}(\cdot, \rho, \cdot)$, and boundary control $U(\phi(T(\rho); \rho), t)$ applied at $\sigma = T(\rho)$. The term $u(0, \rho, t)$ plays the role of $v(0, t)$ in (1). •

3.2 Backstepping controller

By Theorem 1, the n -dimensional system (6)–(10) is equivalent to the family of one-dimensional systems (15)–(16), parameterized by $\rho \in \Gamma^-$. For each fixed ρ , we have a first-order hyperbolic equation on the interval $[0, T(\rho)]$, which is precisely the class of systems studied in [21]. The idea is therefore to apply, for each fixed ρ , the backstepping controller of [21].

First, we normalize the interval $[0, T(\rho)]$ to $[0, 1]$. To do so, we introduce the rescaled spatial and time variables

$$\bar{\sigma} = \frac{\sigma}{T(\rho)} \in [0, 1], \quad \bar{t} = \frac{t}{T(\rho)} \geq 0, \quad (29)$$

and define the normalized state

$$\bar{v}(\bar{\sigma}, \rho, \bar{t}) = u(T(\rho)\bar{\sigma}, \rho, T(\rho)\bar{t}). \quad (30)$$

To find the equation satisfied by \bar{v} , we substitute into (15). Since $u(\sigma, \rho, t) = \bar{v}(\sigma/T(\rho), \rho, t/T(\rho))$, we have

$$\frac{\partial u}{\partial t} = \frac{1}{T(\rho)} \frac{\partial \bar{v}}{\partial \bar{t}}, \quad \frac{\partial u}{\partial \sigma} = \frac{1}{T(\rho)} \frac{\partial \bar{v}}{\partial \bar{\sigma}}.$$

For the nonlocal term, we change variables $\sigma' = T(\rho)\bar{y}$ in the integral, giving $d\sigma' = T(\rho) d\bar{y}$ and

$$\begin{aligned} & \int_0^\sigma \hat{f}(\sigma, \rho, \sigma') u(\sigma', \rho, t) d\sigma' \\ &= T(\rho) \int_0^{\bar{\sigma}} \hat{f}(T(\rho)\bar{\sigma}, \rho, T(\rho)\bar{y}) \bar{v}(\bar{y}, \rho, \bar{t}) d\bar{y}. \end{aligned}$$

Substituting into (15) and multiplying through by $T(\rho)$, we obtain

$$\begin{aligned} \frac{\partial \bar{v}}{\partial \bar{t}} &= \frac{\partial \bar{v}}{\partial \bar{\sigma}} + \bar{\lambda}(\bar{\sigma}, \rho) \bar{v}(\bar{\sigma}, \rho, \bar{t}) + \bar{g}(\bar{\sigma}, \rho) \bar{v}(0, \rho, \bar{t}) \\ &+ \int_0^{\bar{\sigma}} \bar{f}(\bar{\sigma}, \rho, \bar{y}) \bar{v}(\bar{y}, \rho, \bar{t}) d\bar{y}, \end{aligned} \quad (31)$$

where the rescaled coefficients are defined by

$$\begin{aligned} \bar{\lambda}(\bar{\sigma}, \rho) &= T(\rho) \hat{\lambda}(T(\rho)\bar{\sigma}, \rho), \\ \bar{g}(\bar{\sigma}, \rho) &= T(\rho) \hat{g}(T(\rho)\bar{\sigma}, \rho), \\ \bar{f}(\bar{\sigma}, \rho, \bar{y}) &= T(\rho)^2 \hat{f}(T(\rho)\bar{\sigma}, \rho, T(\rho)\bar{y}). \end{aligned}$$

The boundary condition (16) becomes

$$\bar{v}(1, \rho, \bar{t}) = U(\phi(T(\rho); \rho), T(\rho)\bar{t}). \quad (32)$$

Next, we absorb the reaction term into the nonlocal term. Concretely, we define

$$\Lambda(\bar{\sigma}, \rho) = \int_0^{\bar{\sigma}} \bar{\lambda}(\xi, \rho) d\xi, \quad (33)$$

and the new state

$$w(\bar{\sigma}, \rho, \bar{t}) = e^{\Lambda(\bar{\sigma}, \rho)} \bar{v}(\bar{\sigma}, \rho, \bar{t}). \quad (34)$$

Note that $\Lambda(0, \rho) = 0$, so $w(0, \rho, \bar{t}) = \bar{v}(0, \rho, \bar{t})$. To derive the equation for w , we compute

$$\begin{aligned} \frac{\partial w}{\partial \bar{t}} &= e^\Lambda \frac{\partial \bar{v}}{\partial \bar{t}}, \\ \frac{\partial w}{\partial \bar{\sigma}} &= \bar{\lambda} e^\Lambda \bar{v} + e^\Lambda \frac{\partial \bar{v}}{\partial \bar{\sigma}} = \bar{\lambda} w + e^\Lambda \frac{\partial \bar{v}}{\partial \bar{\sigma}}, \end{aligned}$$

so that

$$e^\Lambda \frac{\partial \bar{v}}{\partial \bar{\sigma}} = \frac{\partial w}{\partial \bar{\sigma}} - \bar{\lambda} w.$$

Multiplying (31) by $e^{\Lambda(\bar{\sigma}, \rho)}$ and substituting,

$$\begin{aligned} \frac{\partial w}{\partial \bar{t}} &= \left(\frac{\partial w}{\partial \bar{\sigma}} - \bar{\lambda} w \right) + \bar{\lambda} w + \bar{g} e^{\Lambda(\bar{\sigma}, \rho)} \bar{v}(0, \rho, \bar{t}) \\ &+ \int_0^{\bar{\sigma}} \bar{f}(\bar{\sigma}, \rho, \bar{y}) e^{\Lambda(\bar{\sigma}, \rho)} \bar{v}(\bar{y}, \rho, \bar{t}) d\bar{y}. \end{aligned}$$

The $\bar{\lambda} w$ terms cancel. Using $\bar{v}(0, \rho, \bar{t}) = w(0, \rho, \bar{t})$ and $e^{\Lambda(\bar{\sigma}, \rho)} \bar{v}(\bar{y}, \rho, \bar{t}) = e^{\Lambda(\bar{\sigma}, \rho) - \Lambda(\bar{y}, \rho)} w(\bar{y}, \rho, \bar{t})$, we obtain

$$\begin{aligned} \frac{\partial w}{\partial \bar{t}} &= \frac{\partial w}{\partial \bar{\sigma}} + G(\bar{\sigma}, \rho) w(0, \rho, \bar{t}) \\ &+ \int_0^{\bar{\sigma}} F(\bar{\sigma}, \rho, \bar{y}) w(\bar{y}, \rho, \bar{t}) d\bar{y}, \end{aligned} \quad (35)$$

where

$$\begin{aligned} G(\bar{\sigma}, \rho) &= \bar{g}(\bar{\sigma}, \rho) e^{\Lambda(\bar{\sigma}, \rho)}, \\ F(\bar{\sigma}, \rho, \bar{y}) &= \bar{f}(\bar{\sigma}, \rho, \bar{y}) e^{\Lambda(\bar{\sigma}, \rho) - \Lambda(\bar{y}, \rho)}. \end{aligned}$$

The boundary condition (32) becomes

$$w(1, \rho, \bar{t}) = e^{\Lambda(1, \rho)} U(\phi(T(\rho); \rho), T(\rho)\bar{t}). \quad (36)$$

Finally, we define the backstepping transformation

$$\bar{w}(\bar{\sigma}, \rho, \bar{t}) = w(\bar{\sigma}, \rho, \bar{t}) - \int_0^{\bar{\sigma}} k(\bar{\sigma}, \bar{y}; \rho) w(\bar{y}, \rho, \bar{t}) d\bar{y},$$

where the kernel $k(\cdot, \cdot; \rho)$ (parametrized by ρ) is to be determined on the triangle

$$\mathcal{T} = \{(\bar{\sigma}, \bar{y}) \in [0, 1]^2 : 0 \leq \bar{y} \leq \bar{\sigma} \leq 1\},$$

such that \bar{w} solves the *target system*

$$\frac{\partial \bar{w}}{\partial \bar{t}} = \frac{\partial \bar{w}}{\partial \bar{\sigma}}, \quad (37)$$

$$\bar{w}(1, \rho, \bar{t}) = 0. \quad (38)$$

The solution to the target system verifies

$$\bar{w}(\bar{\sigma}, \rho, \bar{t}) = 0 \quad \forall \bar{\sigma} \in [0, 1], \forall \bar{t} \geq 1. \quad (39)$$

The kernel equations are the same as in [21], namely,

$$\frac{\partial k}{\partial \bar{\sigma}} + \frac{\partial k}{\partial \bar{y}} = \int_{\bar{y}}^{\bar{\sigma}} k(\bar{\sigma}, \xi; \rho) F(\xi, \rho, \bar{y}) d\xi - F, \quad (40)$$

$$k(\bar{\sigma}, 0; \rho) = \int_0^{\bar{\sigma}} k(\bar{\sigma}, \bar{y}; \rho) G(\bar{y}, \rho) d\bar{y} - G, \quad (41)$$

and they admit, for each $\rho \in \Gamma^-$, a unique solution $k(\cdot, \cdot; \rho) \in C^1(\mathcal{T})$.

To enforce $\bar{w}(1, \rho, \bar{t}) = 0$, it suffices to let

$$w(1, \rho, \bar{t}) = \int_0^1 k(1, \bar{y}; \rho) w(\bar{y}, \rho, \bar{t}) d\bar{y}. \quad (42)$$

Combining (42) with (36), we obtain

$$e^{\Lambda(1, \rho)} U(\phi(T(\rho); \rho), T(\rho)\bar{t}) = \int_0^1 k(1, \bar{y}; \rho) w(\bar{y}, \rho, \bar{t}) d\bar{y}.$$

Substituting $w(\bar{y}, \rho, \bar{t}) = e^{\Lambda(\bar{y}, \rho)} \bar{v}(\bar{y}, \rho, \bar{t})$ and dividing by $e^{\Lambda(1, \rho)}$,

$$\begin{aligned} U(\phi(T(\rho); \rho), T(\rho)\bar{t}) \\ = \int_0^1 k(1, \bar{y}; \rho) e^{\Lambda(\bar{y}, \rho) - \Lambda(1, \rho)} \bar{v}(\bar{y}, \rho, \bar{t}) d\bar{y}. \end{aligned} \quad (43)$$

We now revert to the original variables. Setting $t = T(\rho)\bar{t}$ and $\sigma = T(\rho)\bar{y}$ in (43), so that $d\bar{y} = d\sigma/T(\rho)$ and $\bar{v}(\bar{y}, \rho, \bar{t}) = u(\sigma, \rho, t)$ by (30), we obtain

$$U(\phi(T(\rho); \rho), t) = \int_0^{T(\rho)} K(\sigma; \rho) u(\sigma, \rho, t) d\sigma, \quad (44)$$

where $K : [0, T(\rho)] \times \Gamma^- \rightarrow \mathbb{R}$ is defined by

$$K(\sigma; \rho) := \frac{1}{T(\rho)} k\left(1, \frac{\sigma}{T(\rho)}; \rho\right) e^{\Lambda(\sigma/T(\rho), \rho) - \Lambda(1, \rho)}.$$

Finally, we express (44) in terms of the original state v on Ω . Let $z \in \Gamma^+$, and define the *upstream curve* of z as

$$C(z) := \{\phi(s; z) : \tau^-(z) \leq s \leq 0\}, \quad (45)$$

i.e., the arc of the characteristic curve from the exit point $\rho(z)$ to z , parameterized by backward time from z . As σ runs from 0 to $T(\rho(z))$, the point $y = \Psi^{-1}(\sigma, \rho(z)) = \phi(\sigma; \rho(z))$ traces $C(z)$, and the arc length element along $C(z)$ is $d\ell(y) = |a(y)| d\sigma$. Using $u(\sigma, \rho(z), t) = v(\Psi^{-1}(\sigma, \rho(z)), t) = v(y, t)$ and $d\sigma = d\ell(y)/|a(y)|$, the integral in (44) becomes

$$U(z, t) = \int_{C(z)} \mathcal{K}(z, y) v(y, t) d\ell(y), \quad (46)$$

where $\mathcal{K} : \{(z, y) \in \Gamma^+ \times \bar{\Omega} : y \in C(z)\} \rightarrow \mathbb{R}$ is given by

$$\mathcal{K}(z, y) = \frac{K(\sigma(y); \rho(z))}{|a(y)|}. \quad (47)$$

By the invertibility of the backstepping transformation, the resulting closed-loop system is well-posed as mapped into a transport equation, and v converges to zero in finite time.

We can now state the following corollary of Theorem 1.

Corollary 1 *Consider the system (6)-(10) and let Assumptions 1–5 hold. Furthermore, let the control input be given by (46). Then, for any initial condition $v_o \in C(\bar{\Omega}) \cap C^1(\Omega)$ verifying the compatibility condition $v_o(z) = U(v_o, z)$ on Γ^+ , the system (6)-(10) admits a unique solution starting from v_o that satisfies*

$$v(x, t) = 0 \quad \forall x \in \bar{\Omega}, \forall t \geq T_{\max}.$$

□

4 Example

Let Ω be the unit disk

$$\Omega = \{x \in \mathbb{R}^2 : |x| < 1\},$$

whose unit outward normal is

$$\nu(x) = x \quad \forall x \in \partial\Omega.$$

Furthermore, let

$$a = (1, 1).$$

Then, by expanding the inner product $a \cdot \nu$, we have

$$\begin{aligned} \Gamma^+ &= \{(x_1, x_2) \in \partial\Omega : x_1 > -x_2\}, \\ \Gamma^- &= \{(x_1, x_2) \in \partial\Omega : x_1 < -x_2\}, \\ \Gamma^o &= \{(x_1, x_2) \in \partial\Omega : x_1 = -x_2\}. \end{aligned}$$

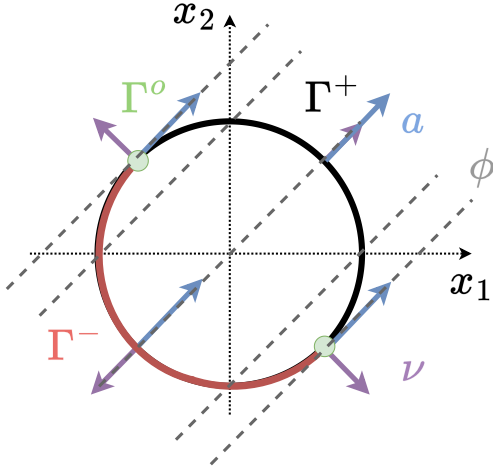
Note that Assumptions 1–3 hold.

The characteristic curve passing through $x \in \bar{\Omega}$ is the unique complete solution to

$$\frac{d\phi}{ds} = (1, 1), \quad \phi(0; x) = x.$$

That is,

$$\phi(s; x) = (s, s) + x \quad \forall s \in \mathbb{R}.$$



For each $x = (x_1, x_2) \in \bar{\Omega} \setminus \Gamma^o$, the entry time of $\phi(\cdot; x)$ is

$$\begin{aligned} \tau^+(x) &= \inf\{s \geq 0 : (s + x_1, s + x_2) \in \Gamma^+\} \\ &= \inf\{s \geq 0 : (s + x_1)^2 + (s + x_2)^2 = 1 \\ &\quad \text{and } s + x_1 > -(s + x_2)\}. \end{aligned}$$

The polynomial equation $(s + x_1)^2 + (s + x_2)^2 = 1$ admits two roots

$$s_{\pm} = \frac{-(x_1 + x_2) \pm \sqrt{(x_1 + x_2)^2 + 2(1 - x_1^2 - x_2^2)}}{2}.$$

Additionally, from the condition $s + x_1 > -(s + x_2)$, we must have

$$s > \frac{-(x_1 + x_2)}{2}.$$

We therefore select the nonnegative root s_+ , and obtain

$$\tau^+(x) = \frac{-(x_1 + x_2) + \sqrt{(x_1 + x_2)^2 + 2(1 - x_1^2 - x_2^2)}}{2}.$$

Similarly, we have

$$\tau^-(x) = \frac{-(x_1 + x_2) - \sqrt{(x_1 + x_2)^2 + 2(1 - x_1^2 - x_2^2)}}{2}.$$

Hence, the transit time of $\phi(\cdot; x)$ is given by

$$\begin{aligned} T(x) &= \tau^+(x) - \tau^-(x) \\ &= \sqrt{(x_1 + x_2)^2 + 2(1 - x_1^2 - x_2^2)} \\ &= \sqrt{2 - (x_1 - x_2)^2}. \end{aligned}$$

As a result, Assumption 4 holds with

$$T_{\max} = T(0) = \sqrt{2}.$$

We consider on Ω the PDE

$$\frac{\partial v}{\partial t} = \frac{\partial v}{\partial x_1} + \frac{\partial v}{\partial x_2} + \gamma \exp^{b(x_1 + x_2)} v(\rho(x)), \quad (48)$$

where $\gamma, b > 0$ are constants. Note that Assumption 5 holds. Here,

$$\begin{aligned} \rho(x) &= \phi(\tau^-(x); x) \\ &= (\tau^-(x), \tau^-(x)) + x \\ &= \left(\frac{x_1 - x_2 - \sqrt{(x_1 + x_2)^2 + 2(1 - x_1^2 - x_2^2)}}{2}, \right. \\ &\quad \left. \frac{x_2 - x_1 - \sqrt{(x_1 + x_2)^2 + 2(1 - x_1^2 - x_2^2)}}{2} \right). \end{aligned}$$

To achieve stabilization in finite time $T_{\max} = \sqrt{2}$, we implement the control law in (46) for all $z = (z_1, z_2) \in \Gamma^+$. The integration path is

$$C(z) = \left\{ (s, s) + z : \frac{-(z_1 + z_2) - \sqrt{(z_1 + z_2)^2 + 2(1 - z_1^2 - z_2^2)}}{2} \leq s \leq 0 \right\}.$$

It remains to calculate the kernel \mathcal{K} defined in (47). For each $(z, y) \in \Gamma^+ \times \bar{\Omega}$ such that $y \in C(z)$, we have

$$\mathcal{K}(z, y) = \frac{\sqrt{2}}{2} K(\sigma(y); \rho(z)),$$

where $\sigma(y) = -\tau^-(y)$, and

$$K(\sigma(y); \rho(z)) = \frac{1}{T(\rho(z))} k\left(1, \frac{\sigma(y)}{T(\rho(z))}; \rho(z)\right).$$

For each $\rho = (\rho_1, \rho_2) \in \Gamma^-$, the function $(\bar{\sigma}, \bar{y}) \mapsto k(\bar{\sigma}, \bar{y}; \rho)$ verifies, on the interior of $\mathcal{T} = \{(\bar{\sigma}, \bar{y}) \in [0, 1]^2 :$

$$0 \leq \bar{y} \leq \bar{\sigma} \leq 1\},$$

$$\frac{\partial k}{\partial \bar{\sigma}} + \frac{\partial k}{\partial \bar{y}} = 0,$$

$$k(\bar{\sigma}, 0; \rho) = T(\rho) \int_0^{\bar{\sigma}} k(\bar{\sigma}, \bar{y}; \rho) g(\phi(T(\rho)\bar{y}; \rho)) d\bar{y} \\ - T(\rho) g(\phi(T(\rho)\bar{\sigma}; \rho)),$$

where

$$g(\phi(T(\rho)\bar{\sigma}; \rho)) = g((T(\rho)\bar{\sigma}, T(\rho)\bar{\sigma}) + \rho) \\ = \gamma \exp^{b(\rho_1 + \rho_2)} \exp^{2bT(\rho)\bar{\sigma}}.$$

The solution to the above equations has the form

$$k(\bar{\sigma}, \bar{y}; \rho) = \eta(\bar{\sigma} - \bar{y}; \rho),$$

where η will be determined. One has

$$\eta(\bar{\sigma}; \rho) \\ = \gamma T(\rho) \exp^{b(\rho_1 + \rho_2)} \int_0^{\bar{\sigma}} \eta(\bar{\sigma} - \bar{y}; \rho) \exp^{2bT(\rho)\bar{y}} d\bar{y} \\ - \gamma T(\rho) \exp^{b(\rho_1 + \rho_2)} \exp^{2bT(\rho)\bar{\sigma}}.$$

Applying the Laplace transform in the $\bar{\sigma}$ -variable, and denoting by $s \mapsto \hat{\eta}(s; \rho)$ the Laplace transform of $\bar{\sigma} \mapsto \eta(\bar{\sigma}; \rho)$, we obtain

$$\hat{\eta}(s; \rho) = \gamma T(\rho) \exp^{b(\rho_1 + \rho_2)} \frac{\hat{\eta}(s; \rho)}{s - 2bT(\rho)} \\ - \gamma T(\rho) \exp^{b(\rho_1 + \rho_2)} \frac{1}{s - 2bT(\rho)}.$$

Hence,

$$\hat{\eta}(s; \rho) = - \frac{\gamma T(\rho) \exp^{b(\rho_1 + \rho_2)}}{s - (2b + \gamma \exp^{b(\rho_1 + \rho_2)}) T(\rho)}.$$

Applying the inverse Laplace transform,

$$\eta(\bar{\sigma}; \rho) = -\gamma T(\rho) \exp^{b(\rho_1 + \rho_2)} \exp^{(2b + \gamma \exp^{b(\rho_1 + \rho_2)}) T(\rho) \bar{\sigma}}.$$

Therefore,

$$k(\bar{\sigma}, \bar{y}; \rho) \\ = -\gamma T(\rho) \exp^{b(\rho_1 + \rho_2)} \exp^{(2b + \gamma \exp^{b(\rho_1 + \rho_2)}) T(\rho) (\bar{\sigma} - \bar{y})}.$$

As a result, we have an explicit expression for \mathcal{K} .

We now evaluate our controller numerically. To accommodate general initial conditions v_o that are not compatible with the controller U , and inspired by [9], we modify

the control law as

$$v(z, t) = U_{\text{new}}(v(\cdot, t), z) \\ = U(v(\cdot, t), z) + \varepsilon(z, t) \quad z \in \Gamma^+, t \geq 0,$$

where

$$\frac{\partial \varepsilon}{\partial t} = -m_1 \text{sign}(\varepsilon) |\varepsilon|^{m_2} \quad m_1 > 0, m_2 \in (0, 1), \\ \varepsilon(z, 0) = -U(v_o, z) + v_o(z).$$

With this modification, any $v_o \in \mathcal{C}(\bar{\Omega}) \cap \mathcal{C}^1(\Omega)$ is compatible with U_{new} . Moreover, since ε converges to zero in finite time $t_o > 0$ (which can be tuned freely through the parameters m_1 and m_2), it follows that $v(\cdot, t_o)$ is compatible with U , thereby guaranteeing that $v(x, t) = 0$ for all $x \in \bar{\Omega}$ and all $t \geq T_{\text{max}} + t_o$.

The parameters are set to $\gamma = 2$, $b = 0.1$, $m_1 = 5$, and $m_2 = 0.5$. The initial condition is chosen as

$$v_o(x) = 1 - x_1^2 - x_2^2, \quad x \in \bar{\Omega},$$

yielding $T_{\text{max}} + t_o \approx 2.5$. The kernel \mathcal{K} is depicted in Figure 1. In particular, one can observe the continuity of \mathcal{K} , which follows from Assumption 5.

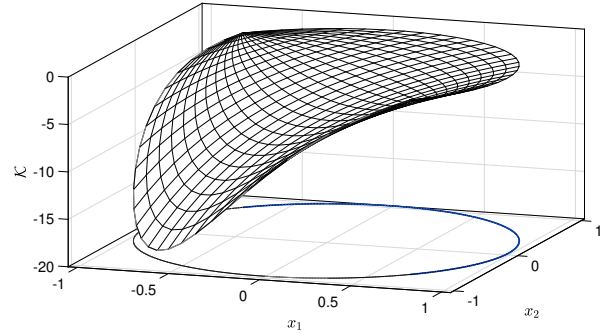


Fig. 1. The kernel \mathcal{K} for all $(z, y) \in \Gamma^+ \times \bar{\Omega}$ such that $y \in C(z)$. The blue curve represents the set Γ^+ .

The open-loop and closed-loop responses are then simulated and shown in Figures 2 and 3, respectively. As expected, the state grows in open loop, whereas it converges to zero at the finite time $t = 2.5$ in closed loop.

5 Conclusion

This paper extended the backstepping approach of [21] to first-order hyperbolic equations defined on n -dimensional domains, for any $n \geq 1$, by decomposing the multidimensional equation into a continuum of one-dimensional equations along characteristic curves and applying the approach of [21] to each equation. In a forthcoming work, we reveal how the proposed framework can be extended to interconnections of multidimensional first-order hyperbolic equations with velocities in opposing directions.

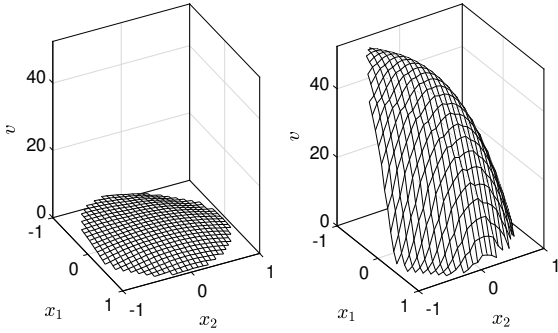


Fig. 2. Open-loop response at $t = 1$ (left) and $t = 2.5$ (right).

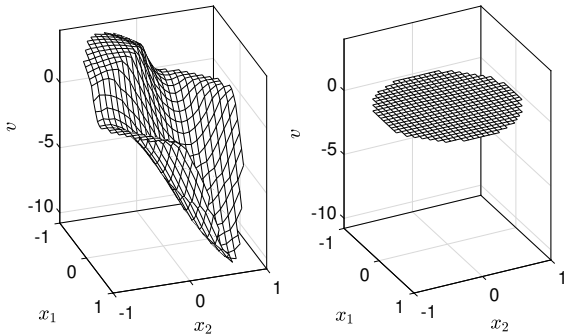


Fig. 3. Closed-loop response at $t = 1$ (left) and $t = 2.5$ (right).

It is worth emphasizing that the main contribution of this paper is not the backstepping controller itself, but rather the identification of an equivalence between the control of multidimensional hyperbolic equations and the control of a continuum of one-dimensional hyperbolic equations. This equivalence suggests that other control approaches developed in the one-dimensional setting might also extend to the multidimensional case through the same reduction. Whether this is indeed the case for specific methods remains to be investigated.

Finally, the approach developed here appears difficult to extend to parabolic equations, as diffusion couples all characteristics. For parabolic equations defined on general domains, writing down the backstepping kernel equations is not difficult once the geometry has been absorbed into the PDE coefficients. However, establishing well-posedness of these kernel equations does not appear to be straightforward, at least to the author's current knowledge.


Acknowledgments

The author is thankful to Prof. M. Krstic for insightful comments on an earlier version of this manuscript, and for pointing out the connection of Assumption 4 with the theory of geometric optics, which motivated the terminology *non-trapping characteristics*.

References

- [1] O. M. Aamo, Disturbance rejection in 2×2 linear hyperbolic systems, *IEEE Transactions on Automatic Control*, 58(5), 1095-1106, 2012.
- [2] V. Alleaume, M. Krstic, Ensembles of hyperbolic PDEs: Stabilization by backstepping, *IEEE Transactions on Automatic Control*, 70(2), 905-920, 2024.
- [3] J. Auriol, Contributions to the robust stabilization of networks of hyperbolic systems, *HDR, Université Paris Saclay*, 2024.
- [4] J. Auriol, F. Bribiesca-Argomedo, F. Di Meglio, Robustification of stabilizing controllers for ODE-PDE-ODE systems: a filtering approach, *Automatica*, 147, 110724, 2023.
- [5] J. Auriol, F. Di Meglio, Minimum time control of heterodirectional linear coupled hyperbolic PDEs, *Automatica*, 71, 300-307, 2016.
- [6] M. C. Belhadjoudja, Backstepping Control of PDEs on Directionally-Convex Domains. *Under review*, Available at SSRN 6447745.
- [7] P. Bernard, M. Krstic, Adaptive output-feedback stabilization of non-local hyperbolic PDEs, *Automatica*, 50(10), 2692-2699, 2014.
- [8] F. Bribiesca-Argomedo, M. Krstic, Backstepping-forwarding control and observation for hyperbolic PDEs with Fredholm integrals, *IEEE Transactions on Automatic Control*, 60(8), 2145-2160, 2015.
- [9] J.-M. Coron, R. Vazquez, M. Krstic, G. Bastin, Local exponential H^2 stabilization of a 2×2 quasilinear hyperbolic system using backstepping, *SIAM Journal on Control and Optimization*, 51(3), 2005-2035, 2013.
- [10] F. Di Meglio, R. Vazquez, M. Krstic, Stabilization of a system of $n + 1$ coupled first-order hyperbolic linear PDEs with a single boundary input, *IEEE Transactions on Automatic Control*, 58(12), 3097-3111, 2013.
- [11] L. C. Evans, Partial differential equations, *American mathematical society*, (Vol. 19), 1988.
- [12] M. Ghousein, E. Witrant, Backstepping control for a class of coupled hyperbolic-parabolic PDE systems, *2020 American Control Conference (ACC), Denver, CO, USA*, pp. 1600-1605, 2020.
- [13] M. Ghousein, E. Witrant, Adaptive observer design for uncertain hyperbolic PDEs coupled with uncertain LTV ODEs: Application to refrigeration systems, *Automatica*, 154, 111096, 2023.
- [14] L. Guan, C. Prieur, L. Zhang, R. Vazquez, State observation for heterogeneous quasilinear traffic flow system with disturbances, *Mathematics of Control, Signals, and Systems*, 36, 601-628, 2023.
- [15] L. Hu, F. Di Meglio, R. Vazquez, M. Krstic, Control of homodirectional and general heterodirectional linear coupled hyperbolic PDEs, *IEEE Transactions on Automatic Control*, 61(11), 3301-3314, 2016.
- [16] J. P. Humaloja, N. Bekiaris-Liberis, Stabilization of a Class of Large-Scale Systems of Linear Hyperbolic PDEs via Continuum Approximation of Exact Backstepping Kernels, *IEEE Transactions on Automatic Control*, vol. 70, no. 9, pp. 5957-5972, 2025.
- [17] J. P. Humaloja, N. Bekiaris-Liberis, Backstepping control of continua of linear hyperbolic PDEs and application to stabilization of large-scale $n + m$ coupled hyperbolic PDE systems, *Automatica*, 183, 112647, 2026.

- [18] J. P. Humaloja, N. Bekiaris-Liberis, Observer Design for a Class of ODE–Continuum-PDE Cascade Systems Inspired by a Control-Theoretic Model of Large-Scale Arterial Networks of Blood Flow, *arXiv*: 2605.10524, 2026.
- [19] A. Irscheid, J. Deutscher, N. Gehring, J. Rudolph, Output regulation for general heterodirectional linear hyperbolic PDEs coupled with nonlinear ODEs, *Automatica*, 148, 110748, 2023.
- [20] M. Krstic, Feedback Linearization of Hyperbolic PDEs with Volterra Nonlinearities, *arXiv preprint arXiv:2604.27400*, 2026.
- [21] M. Krstic, A. Smyshlyaev, Backstepping boundary control for first-order hyperbolic PDEs and application to systems with actuator and sensor delays, *Systems & Control Letters*, 57(9), 750–758, 2008.
- [22] X. Liu and C. Xie, Boundary control of reaction–diffusion equations on higher-dimensional symmetric domains, *Automatica*, 114, 108832, 2020.
- [23] T. Meurer, Control of Higher-Dimensional PDEs: Flatness and Backstepping Designs, *Springer*, 2013.
- [24] C. S. Morawetz, J. V. Ralston, W. A. Strauss, Decay of solutions of the wave equation outside nontrapping obstacles, *Communications on Pure and Applied Mathematics*, 30(4), 447–508, 1977.
- [25] J. B. Rauch, F. J. Massey, Differentiability of solutions to hyperbolic initial-boundary value problems, *Transactions of the American Mathematical Society*, 189, 303–318, 1974.
- [26] R. Vazquez, Exploiting Symmetry in Higher-Dimensional PDE Control: A Backstepping Perspective, *Control and Adaptation: Imagine What’s Next - Celebrating the 60th Birthday of Miroslav Krstic*, 2024.
- [27] R. Vazquez, Backstepping control laws for higher-dimensional PDEs: spatial invariance and domain extension methods, *IMA Journal of Mathematical Control and Information*, 42(2), dnaf018, 2025.
- [28] R. Vazquez, J. Auriol, F. Bribiesca-Argomedo, M. Krstic, Backstepping for partial differential equations: A survey, *Automatica*, 183, 112572, 2026.
- [29] R. Vazquez, M. Krstic, J.-M. Coron, Backstepping boundary stabilization and state estimation of a 2×2 linear hyperbolic system, *In 2011 50th IEEE conference on decision and control and European control conference* (pp. 4937–4942), IEEE, 2011.
- [30] R. Vazquez and M. Krstic, A closed-form feedback controller for stabilization of the linearized 2-D Navier–Stokes Poiseuille system, *IEEE Transactions on Automatic Control*, 52(12):2298–2312, 2007.
- [31] R. Vazquez and M. Krstic, Boundary observer for output-feedback stabilization of thermal convection loop, *IEEE Transactions on Control Systems Technology*, 18:789–797, 2010.
- [32] R. Vazquez and M. Krstic, Boundary control of a singular reaction-diffusion equation on a disk, *IFAC- PapersOnLine*, 49(8):74–79, 2016.
- [33] R. Vazquez and M. Krstic, Boundary control and estimation of reaction-diffusion equations on the sphere under revolution symmetry conditions, *International Journal of Control*, 92(1):2–11, 2019.
- [34] R. Vazquez, E. Schuster, M. Krstic, Magnetohydrodynamic state estimation with boundary sensors, *Automatica*, 44(10):2517–2527, 2008.
- [35] R. Vazquez, J. Zhang, J. Qi, and M. Krstic, Kernel well-posedness and computation by power series in backstepping output feedback for radially-dependent reaction-diffusion PDEs on multidimensional balls, *Systems & Control Letters*, 177:105538, 2023.
- [36] C. Xu, E. Schuster, R. Vazquez, and M. Krstic, Stabilization of linearized 2D magnetohydrodynamic channel flow by backstepping boundary control, *Systems & Control Letters*, 57(10):805–812, 2008.
- [37] H. Yu, M. Krstic, Traffic congestion control by PDE backstepping, *Cham, Switzerland: Birkhäuser*, 2022.



Mohamed Camil Belhadjoudja

was born in Algiers, Algeria, on November 28, 1998. He received the Engineering degree and the M.Sc. degree in automatic control from the National Polytechnic School, Algeria, in 2021, and a second M.Sc. degree in automatic control from Grenoble Alpes University, France, in 2022. He received the Ph.D. degree in automatic control from Grenoble Alpes University in 2025. Since 2026, he has been a Postdoctoral Fellow at the University of Waterloo, Canada. His research interests lie in control and estimation of infinite-dimensional systems.