


Beyond Killer Robots: General AI Attitudes and Public Support for Military AI in Nine Countries

Andreas Jungherr ^{1,2}, Antonia Schlude², and Adrian Rauchfleisch ³

¹University of Bamberg

²Bavarian Research Institute for Digital Transformation (bidt)

³National Taiwan University

May 26, 2026

Abstract

AI-enabled military systems are a fixture of modern military conflict. Applications vary from autonomous drones for surveillance and attack to AI-supported target selection. The importance of AI for modern conflict shows also in public disputes between governments and technology companies over the conditions for military access to frontier AI. Both military uses and government attempts at enabling and steering them happen before a backdrop of public opinion, yet we still know little about how people think about military AI. Drawing on a preregistered survey of 9,000 respondents in nine countries, including China, Germany, and the United States, we examine whether support for military AI is shaped primarily by general attitudes toward AI, principled opposition to lethal autonomy, or foreign-policy and geopolitical orientations. Across six military AI scenarios that vary in lethality and human control, respondents who view AI as beneficial are substantially more supportive of military AI. Hawkish respondents are also more supportive. By contrast, principled opposition to lethal autonomy is not broadly associated with the full index, but is related to the application of fully autonomous lethal force. Contrary to our expectation, perceived AI risks are positively associated with support. Cross-national differences are moderate and broadly consistent with geopolitical context. Overall, public opinion toward military AI appears conditionally permissive. Publics are not categorically opposed to various military uses of AI. Instead, unease is concentrated around fully autonomous lethal force.

Keywords: Artificial Intelligence, military, military AI, international security, survey, international comparison

1 Introduction

By 2026, military AI has become a fixture of modern military conflict. In Ukraine’s defense against Russia’s war of aggression, autonomous drones and ground robots have become an important feature of the conflict and a source of tactical advantage (Bondar, 2025; Melkozerova, 2026; Rees, 2025). The US air strikes against Iran in 2026 reportedly were based on AI-enabled target selection, with reports attributing these uses the ability for the US to hit an unprecedented number of targets in a short amount of time. Reports of civilian casualties, however, reinforced concerns about algorithmic decision support in combat (Airwars Staff, 2026; Copp et al., 2026; Editorial Board, 2026). At the same time, the Pentagon entered a public dispute with the frontier AI lab *Anthropic* over restrictions the company sought to place on military uses of its systems (Frenkel et al., 2026; Horowitz, 2026; Thompson, 2026), surfacing a tension between civilian AI governance and state demands to sovereignly pursue security policy (Wong & Shroff, 2026). Military AI is no longer only a speculative concern for arms-control

specialists or a technological frontier for defense planners and tech-industrialists. It has become a visible object of international security politics and with this, turned into an object for public opinion.

Public opinion provides the backdrop before which military organizations, technology companies, and civil society act.¹ It can enable military AI through a “permissive consensus” (Holsti, 1996/2004; Hooghe & Marks, 2009) or restrict it through targeted norm entrepreneurship by civil-society networks (Bode & Huelss, 2022; Carpenter, 2014; Keck & Sikkink, 1998; Rosert & Sauer, 2021). So far, however, research providing a systematic overview of how people think about military AI and what other considerations relate to this view is limited. Most public and academic debate about military AI has focused on the use case of lethal autonomous weapons (LAWs), often evocatively framed as “killer robots”, and the associated moral problem of machines making life-and-death decisions. This is an important concern. But fully autonomous lethal systems are only an edge case among a much broader set of military uses of AI.

We use “military AI” to refer to AI-enabled systems and capabilities developed for or deployed by the military. The term covers a broad set of uses (Horowitz et al., 2018; Scharre, 2018). This includes intelligence and surveillance, logistics and back-office operations, command and decision support, cyber and electronic warfare, targeting, and autonomous lethal systems. These applications differ in two politically and ethically important respects: whether they are directly involved in lethal force and how much decision-making authority they delegate from humans to machines. These dimensions provide a useful way to structure our analysis of how people react to different uses of military AI. Concerns about lethal autonomous weapons might only apply to a small subset of military AI, or, conversely, might come to dominate considerations of military AI more generally.

We examine public opinion on military AI with original survey data from 9,000 respondents in China, Finland, France, Germany, Italy, Spain, Taiwan, the United Kingdom, and the United States, collected for us by *Ipsos* in January 2026. The study was preregistered before data collection.² Our dependent variable is a six-item battery that crosses lethality and degree of automation: non-lethal decision support, non-lethal human-in-the-loop use, non-lethal autonomous use, lethal decision support, lethal human-in-the-loop use, and fully autonomous lethal force. This design allows us to compare support for military AI across applications that vary in ethical salience, operational function, and the degree to which meaningful human control is at stake.

The article proposes three possible explanations of public opinion on military AI: The first expects people to treat military AI predominantly as an extension of AI more generally. This would make military AI an extension of technologies people already encounter through chatbots, recommender systems, image generators, public-sector automation, and debates over civilian AI governance. This view builds on public-opinion research on AI as a general-purpose technology. It expects attitudes toward military AI to follow general beliefs about AI’s societal benefits and risks.³

The second explanation expects people to see different military uses of AI through the frame of lethal autonomy and on moral problem of delegating life-and-death decisions to machines. Here we build on security ethics and autonomous-weapons scholarship.⁴ This explanation expects concerns about human control, responsibility, and accountability to travel from the specific use case of lethal autonomous weapons to military AI more broadly.

The third explanation expects people to approach military AI less as a question about AI than a question about military power and the role of force in international disputes. Here we build on public-

¹For public opinion as an environment for the conduct of war and security policy, see Baum and Potter (2015); Berinsky (2009); Page and Shapiro (1992); Holsti (1996/2004).

²Preregistration: https://osf.io/m8r5n/overview?view_only=64d58c1e2b254a27bad6cc418a2e1105

³For public attitudes toward AI as a general-purpose technology, see Zhang and Dafoe (2019); Bao et al. (2022); Kreps et al. (2023); Jungherr et al. (2026).

⁴For the ethics of lethal autonomous weapons and meaningful human control, see Sparrow (2007); Sharkey (2012); Asaro (2012); Crootof (2016).

opinion research in foreign policy and international security.⁵ In this view, support for military AI should depend on hawk-dove orientations, views of the international order, and trust in major powers, considerations featuring prominently in earlier empirical work on public attitudes toward autonomous weapons and military AI.⁶

Each explanation suggests a different source for public support or concern and thereby foundations of democratic constraint. General AI beliefs would make civilian AI experiences and broader AI discourse politically relevant for military AI. The autonomous-weapons frame would make principled opposition to lethal autonomy and concern for meaningful human control central. The military-power frame would instead point to hawkishness, perceptions of international order, and the salience of particular security relationships. The empirical question our article answers is how much weight each of these explanations carries when they are examined together and across different national contexts.

Our findings show that people seem not to differentiate between most uses of military AI. The main exception is automated lethal force. Support is consistently higher for non-lethal than lethal uses, and it falls as automation increases. Fully autonomous lethal force is the least-supported application in every country. This points to the continuing importance public opinion puts on human control over lethal force. It does not mean, however, that attitudes toward military AI generally follow a principled opposition to lethal autonomy. In the broader six-item battery, perceived AI benefits are the strongest predictor of support. Hawk-dove orientations follow as a second independent predictor. Principled opposition to lethal autonomy matters most in the assessment of military AI featuring fully autonomous lethal force. Across the broader set of uses, its role is more limited. Against our expectations, perceived AI risks are positively, not negatively, associated with support, which suggests that some respondents may understand military AI risks through a logic of strategic necessity rather than as a driver of blanket opposition. We also find some geopolitical variation. Distrust of Russia is associated with greater support in Europe, while trust in the United States is associated with greater support in the United Kingdom and the United States itself.

These findings complicate the autonomous-weapons literature. Fully autonomous lethal AI remains the least accepted use in all nine countries. But our results suggest that the “killer robots” frame captures only part of the public-opinion environment around military AI. People also seem to draw on more general views about AI and on broader orientations toward military force. People’s everyday experiences of AI, seem to matter more than specific military or foreign-policy driven considerations. Debates over military AI are therefore likely to be shaped not only by arms-control and autonomous-weapons debates, but also by everyday encounters with AI and conflicts over civilian AI governance. Experience with smart toasters might turn out to matter more than fears of killer robots.

We develop our theoretical framework in the next section. We then describe the survey design and the six-item measure of support for military AI. In the empirical section, we first report descriptive patterns within and across countries, then present multilevel models of overall associations and country-specific geopolitical patterns. In the conclusion we present implications for research on public opinion, autonomous weapons, and civilian AI governance.

2 How People View Military AI

Most people encounter military AI only indirectly. They have little direct experience with military decision-making or military technology, and are unlikely to evaluate specific systems in technical detail. Instead, they are likely to rely on cognitive shortcuts and accessible beliefs (Lau & Redlawsk, 2001; Lupia & McCubbins, 1998; Zaller, 1992). Comparable patterns of attitude formation are well known

⁵For foreign-policy public opinion and the structure of hawk–dove orientations, see Wittkopf (1990); Hurwitz and Peffley (1987); Kertzer et al. (2014); Mader (2025).

⁶For empirical research on public attitudes toward autonomous weapons and military AI, see Horowitz (2016); Zwald et al. (2025); Horowitz and Maxey (2026); Lillemäe et al. (2025).

in various foreign policy areas (Feldman, 1988; Hurwitz & Peffley, 1987; Kertzer, 2023; Kertzer & Zeitzoff, 2017; Nelson & Kinder, 1996). The literature points to three different predispositions people may fall back on, when forming opinions on military AI.

First, we argue that people evaluate military AI as a specific case within a larger family of uses of a general-purpose technology. People encounter AI daily in their use of AI-enabled systems and applications as well as through public debates over AI's expected economic and social impacts. These experiences may spill over into their views of military AI. People who associate AI with useful innovation may also be more open to its military use; those who associate it with risk may be more skeptical.

An alternative explanation is that people view military AI primarily through the lens of lethal autonomy. The focus of much of public and academic debate about autonomous weapons systems focuses on whether machines should be allowed to select and engage targets without meaningful human control. These concerns might color views of military AI more generally, especially as other, more differentiated uses, are not at the fore of public debate. If true, opposition toward machines being allowed to make life-and-death decisions should predict opposition toward military AI more generally.

The third explanation treats military AI as an expression of military power and the readiness to deploy force in international conflicts. If these general views dominate people's views of military AI, we expect people who see military force as legitimate or necessary to be more supportive of military uses of AI. Those who favor restraint or diplomatic solutions may instead be more concerned about escalation and the erosion of human control and oppose military AI.

These explanations look for well-developed and accessible predispositions as explanations of people's views on military AI. Alternatively, more context-dependent perceptions might also matter. People might base their views on military AI on how they see the current state of the world. Unlike general foreign-policy orientations, these perceptions can shift in response to wars and crises. People who see the international order as stable and functioning might feel less of a need for military AI than those who see the international order as weak and unable to prevent conflicts. Trust in major powers may work similarly. If people trust major international powers, military AI might seem as optional. If they distrust major international powers, military AI might feel more of a necessity as a response to external threats.

Our argument implies different sources of potential public constraint, depending on the relative influence of these explanations. If military AI is evaluated primarily as AI, attitudes toward it will be influenced by the broader politics of everyday AI. If it is evaluated primarily as lethal autonomy, then the politics of military AI will be constrained by moral opposition to machines making life-and-death decisions. If it is evaluated primarily as military power, then support will depend on foreign-policy orientations and geopolitical perceptions. Our theoretical model helps to identify which of these considerations most strongly organizes people's views of military AI once examined together.

2.1 Lethality, Automation, and Meaningful Human Control

Military AI differs on two dimensions that organize both ethical critique and operational practice: whether they are directly involved in the application of lethal force, and how much decision-making authority they delegate from humans to machines (Goldfarb & Lindsay, 2022; King, 2025; Scharre, 2018). These dimensions are central to debates over responsibility, accountability, command authority, and meaningful human control (Horowitz & Scharre, 2015; Johnson, 2024; Sparrow, 2016).

Lethality captures whether an AI-enabled system is directly involved in decisions that can cause physical harm or death. Lethal force has a distinctive moral and legal status; decisions over life and death are widely understood as requiring human judgment and accountability (McMahan, 2009; Walzer, 1977/2015). Ethical critiques of autonomous weapons focus not only on the consequences of machine error, but also on the perceived impropriety of delegating lethal judgment to machines

(Sharkey, 2012; Sparrow, 2007). Legal scholarship on responsibility gaps reaches a related concern. When harm results from opaque sociotechnical systems, it may become difficult to identify who can be held accountable (Bo et al., 2022; Chengeta, 2016; Matthias, 2004; Verdiesen et al., 2021).

Degree of automation captures how far decision-making authority shifts from human operators to AI-enabled systems. At the lower end, AI-enabled systems provide options that humans can accept or reject. At the higher end, AI-enabled systems act without real-time human authorization or oversight. As automation increases, humans may therefore no longer make decisions directly, but instead monitor systems that are acting autonomously. Research on human-machine interaction and automation bias suggests that this can reduce situational awareness and make it harder to intervene when needed (Endsley & Kiris, 1995; Parasuraman & Riley, 1997; Skitka et al., 1999). These concerns are especially important in military environments, where time pressure and operational complexity may make human oversight of military AI more formal than meaningful in practice (Cummings, 2004; Johnson, 2024).

This tension points to the importance of meaningful human control. It is not enough that a human is formally “in the loop.” What matters is whether that person can actually understand what the system is doing, monitor it in real time, step in when something goes wrong, and be held responsible for the outcome (Amoroso & Tamburrini, 2020; Boulanin et al., 2020; Chengeta, 2017; Horowitz & Scharre, 2015; Verdiesen et al., 2021). The more autonomous the system becomes, the harder this is. This becomes even more relevant when the system is used in lethal force. High autonomy combined with lethality is the clearest case in which meaningful human control matters the most, while potentially being most fragile.

This leads to our first use-based expectation. Support for military AI should be lower for lethal than for non-lethal uses and lowest for the fully autonomous application of lethal force.

2.2 Three Predispositions

Three predispositions are especially likely to structure people’s views of military AI: general orientations toward AI as a technology, principled opposition to lethal autonomy, and hawk-dove orientations toward military force. Each links military AI to a different familiar object. The first treats military AI as an extension of AI in civilian life. The second treats it as an instance of machines making life-and-death decisions. The third treats it as a tool of military power. These explanations are not mutually exclusive. Respondents may draw on more than one at the same time. The empirical question is therefore not the search for the one decisive explanation but an assessment of their relative importance when examined together.

2.2.1 Military AI as AI: General Benefit and Risk Perceptions

The first predisposition is toward AI as a general-purpose technology (Narayanan & Kapoor, 2025). People increasingly encounter AI through everyday applications and public discourse. These encounters influence general orientations toward AI that in-turn can travel across domains. Research on public attitudes toward AI shows that people differentiate between perceived benefits and perceived risks of AI and that these perceptions shape support for AI applications across domains (Bao et al., 2022; Zhang & Dafoe, 2019). Studies also suggest that general AI orientations matter for domain-specific applications, including public-sector AI, political AI, and national-security contexts (Horowitz & Kahn, 2024; Jungherr & Rauchfleisch, 2025a, 2025b; Jungherr et al., 2026; Kreps et al., 2023; Lillemäe et al., 2025). The implication for military AI is straightforward: because most people know more about AI from everyday contexts than from military ones, they may extend their general evaluation of AI to military applications.

This does not require respondents to believe that everyday and military AI are identical. Instead it expects that general AI orientations are more accessible than detailed knowledge of AI use in the military domain. If military AI is evaluated primarily as AI, then respondents who perceive AI as

beneficial should support military AI more strongly, while respondents who perceive AI as risky should support it less strongly. We therefore expect perceived AI benefits to be positively associated with support for military AI applications, and perceived AI risks to be negatively associated with support.

2.2.2 Military AI as Lethal Autonomy: Principled Opposition

The second predisposition is people’s view of lethal autonomy. References to military AI may activate concerns about lethal autonomous weapons. Both the academic literature on autonomous weapons systems and public activism feature discussions about the moral (im)permissiveness of having machines autonomously make life-and-death decisions (Bode & Huelss, 2022; Carpenter & Montgomery, 2020; Rosert & Sauer, 2021; Sharkey, 2012; Sparrow, 2007). This concern may also come to organize people’s views of military AI generally, independent of the conditions of its specific use.

There are two ways how norms against autonomous weapons can emerge and matter. One is the discursive development of a norm against autonomous weapons in international politics and elite discourse. The other focuses on the emergence of this concern in individual-level attitudes: people may hold the categorical view that machines should never make life-and-death decisions, regardless of military usefulness or strategic context. Our survey measure connects with this second aspect. We measure whether respondents reject lethal autonomy as morally unacceptable and examine the connection of this attitude with views on military AI.

Prior work shows that individual-level opposition toward lethal autonomy is heterogeneous and conditional. Some opposition reflects moral conviction about removing humans from life-or-death decisions, while other opposition is conditional on expected outcomes and effectiveness (Horowitz & Maxey, 2026). In our study we focus on principled opposition toward machines making life-and-death decisions without human control. We do not address outcome-conditional opposition.

If predispositions toward the legitimacy of lethal-autonomy organize views toward military AI in general, then principled opposition should reduce support for military AI across all uses. This link should be strongest where military AI involves lethal force and especially where lethal force is combined with full autonomy. We therefore expect higher principled opposition to lethal autonomy to be associated with lower support for military AI.

2.2.3 Military AI as Military Power: Hawk-Dove Orientations

The third predisposition connects military AI with attitudes toward military power more general and the role of force in international relations. AI-enabled systems are not only technological applications; they are instruments in the international projection of power. Accordingly, people may view military AI through broader orientations toward the use of military force. In foreign-policy research, such orientations are commonly captured through the distinction between militant internationalism and cooperative internationalism, often termed hawk-dove orientations (Gravelle et al., 2017; Hurwitz & Peffley, 1987; Kertzer, 2016, 2023; Mader & Schoen, 2023).

For hawks, military strength is central to deterrence and the protection of national interests (Kertzer et al., 2014; Rathbun et al., 2016; Russett, 1990). From this perspective, military AI is troubling because it may make force easier to use and harder to assign responsibility when errors occur (Horowitz & Maxey, 2026; Horowitz et al., 2018, 2020). Its operational benefits may therefore be outweighed by the larger political risks it creates.

In contrast, doves may place less weight on added capability and more on restraint, legal limits, and the dangers of a new arms race (D’Agostino, 1995; Kertzer et al., 2014; Rathbun et al., 2016). They may therefore be more skeptical of military AI because it could lower thresholds for the use of force, accelerate decision-making in crises, weaken accountability, or contribute to arms-race dynamics (Altmann & Sauer, 2017; Asaro, 2020; Boulanin et al., 2020). For doves, the potential operational benefits of AI may be outweighed by accidental escalation and the normalization of automated force.

The hawk–dove provides an explanation of people’s view of AI that is independent of the workings of the underlying technology and associated discursive postures. Someone who is skeptical of AI in everyday life may still support its military use if they see it as necessary for national defense. Conversely, support for AI in civilian settings does not necessarily imply support for military applications. Respondents may reject military AI because they oppose the use of force or because they give priority to restraint. We therefore expect more hawkish respondents to be more supportive of military AI applications.

2.3 Contextual Perceptions: International Order and Major-Power Trust

Up until now, we have focused on broad predispositions as possible organizational principles of people’s views of military AI. But these views are likely also connected to how people view the current international environment. These contextual perceptions are different from general hawk-dove orientations about the appropriateness of force. Contextual perceptions are judgments about the international system or specific major powers at a given moment.

This reasoning follows public-opinion research in foreign policy, which separates relatively stable predispositions from more object-specific perceptions of international politics (Kertzer, 2023; Kertzer & Zeitsoff, 2017; Rathbun et al., 2016). What distinguishes the two is temporal anchoring rather than short-term volatility. A judgment about the international order, or about a particular major power, can itself be quite stable; the point is that its object is the current environment, not a deeper value commitment. We care about this aspect here because military AI may look more or less necessary depending on whether people see the world as broadly rule-governed or as competitive and threatening.

2.3.1 Confidence in the International Order

One contextual perception is confidence in the international rules-based order. Respondents who think international institutions successfully secure peace and prosperity tend to view the international environment as comparatively manageable (Axelrod & Keohane, 1985; Keohane & Martin, 1995). From this perspective, military AI may not feel like an especially urgent or useful innovation. Skeptics reason differently. If current institutions look ineffective, military-technological advantage becomes more important (Byers, 2017; Mearsheimer, 1990, 1995). In this context, AI-enabled systems begin to look less like optional innovations and more like tools needed for the successful projection of power and maintenance of relative advantage. This is consistent with research showing that higher threat perceptions increase support for using force, defense spending, and military innovation more generally (DiGiuseppe et al., 2024; Horowitz, 2016; Press et al., 2013). We therefore expect lower confidence in the international rules-based order, or a higher sense that the order is dysfunctional, to be associated with greater support for military AI applications.

2.3.2 Trust in Major Powers

A second contextual factor is trust in major powers. Respondents may see military AI connected to their views of major powers such as China, Russia, or the United States. If these actors are seen as responsible, the international environment may appear less threatening, and the need for potentially destabilizing military technologies may seem lower. If they are seen as unreliable or threatening, military AI may instead appear more necessary as a countermeasure.

We do not expect the views of specific major powers to carry the same association with support for military AI across countries. Major international powers like China, Russia, or the United States are seen differently, depending on their specific posture toward countries. Distrust of Russia is likely especially salient in European publics exposed to the post-2022 security shock and may be linked with support of military AI. Trust in the United States may matter more in countries where the U.S. security relationship is seen as vital and stable. Trust in China may matter differently in countries exposed to China as a strategic competitor, economic partner, or neighboring power. We therefore

expect not only that lower trust in major powers is associated with higher support for military AI, but also that specific trust judgments should matter most where the corresponding security relationship is politically salient.

2.4 Cross-National Expectations: Shared Structure and Selective Activation

This theory has implications for cross-national comparison. The underlying mechanism is general and we do not expect each country to have a distinct logic of military AI attitudes. Under conditions of limited information, people rely on broader attitudes and accessible perceptions to evaluate unfamiliar military technologies. Because this mechanism is not country-specific, the same broad predictors should matter across countries. Differences in aggregate attitudes toward military AI between countries should be driven by different distributions of attitude holders, not by different attitude structures. Differences should be compositional, not structural.

The theory also allows for selective activation. Some predictors may translate into support differently depending on national context. This should be especially true for geopolitical trust. Trust in Russia, the United States, or China is not politically equivalent across countries. Distrust of Russia may carry stronger implications in European publics where Russia is viewed as a direct security threat. Trust in the United States may matter more where the U.S. security relationship is central to national defense or national identity. Trust in China may matter more where China is a proximate strategic actor. In these cases, the shared structure is the potential for geopolitical considerations to matter, the cross-national variation lies in which geopolitical perception carries meaning depending on the context in which people are embedded.

This leads to two comparative expectations. First, we expect a largely shared individual-level structure: general AI orientations, principled opposition to lethal autonomy, hawk-dove orientations, and contextual perceptions should be relevant across countries. Second, we expect selective country-specific variation where contextual perceptions, especially trust in major powers, are tied to nationally salient security relationships.

This distinction also clarifies what kind of public-opinion constraint our study can observe. We measure the structure of mass attitudes toward military AI across nine countries. We do not directly observe how policymakers, military organizations, technology firms, or civil-society actors translate those attitudes into policy. Nevertheless, the structure of public opinion matters because it defines the environment that actors operate in. If support for military AI is shaped primarily by general AI orientations, then the political opportunity space for military AI will move with the broader politics of everyday AI. If support is shaped primarily by principled opposition to lethal autonomy, then debates over autonomous weapons and meaningful human control norms will provide the central public constraint. If support is shaped primarily by hawk-dove orientations and geopolitical perceptions, then military AI will follow views on the politics of force and the specific constellations of geopolitical environments.

Our empirical analysis directly compares these possibilities. We estimate which predictors are most strongly associated with support for military AI, how much they account for differences across countries, and where country-specific patterns remain after these common factors are taken into account.

3 Evidence from Nine Countries

Our data are part of the *bidt digitalbarometer.international 2026*, a cross-national online survey (n=9,000) that *Ipsos* fielded for us in January 2026. The survey covers views on digital technology and Artificial Intelligence in various domains. We developed a module on military uses of AI for the survey and added measures for general attitudes toward AI, opposition to lethal autonomy, hawk-dove orientations, confidence in the international order, and trust in major powers. We preregistered

the study before the start of fieldwork and got approval by the IRB of the University of Bamberg.

Our analysis focuses on two questions: First, do people distinguish between military AI applications that differ in lethality and automation? Second, which broader predispositions and contextual perceptions explain support for military AI and how does this vary once we account for the features of the application and differences between countries?

3.1 Country Selection

The survey was fielded in China, Finland, France, Germany, Italy, Spain, Taiwan, the United Kingdom, and the United States, with 1,000 respondents in each country. We selected these countries because they differ in ways that are relevant to our argument: their place in the global AI ecosystem, their security environment, and their relationship to major geopolitical actors.

The first source of variation concerns AI. The United States and China are central sites of frontier AI development, while Taiwan plays a strategically important role through its semiconductor industry. The European countries are also technologically advanced, but their exposure to AI is shaped partly by technologies, platforms, and governance debates that often originate elsewhere. General views of AI may therefore travel into military contexts across all countries, but not necessarily in the same way.

The second source of variation concerns security context. Finland and Taiwan face direct security concerns linked to nearby revisionist powers. In the European cases, Russia’s full-scale invasion of Ukraine has made NATO, European defense, and support for Ukraine more politically salient. In the United Kingdom and the United States, debates over alliance politics, the U.S. security role, and military innovation have a different meaning. China adds a non-democratic major-power case outside the otherwise largely democratic sample.

This also relates to positions within the international order and relative exposure to major powers. The European cases are embedded in NATO, the EU, or both. The United States anchors the transatlantic alliance system. Finland is distinctive because NATO membership is recent and alliance politics remains especially salient. Taiwan and China stand outside these institutions, but both are central to security politics in the Indo-Pacific. We therefore expect trust in Russia, the United States, or China to matter most where that relationship is part of the country’s immediate security environment.

The sample also has clear limits. It covers nine publics with developed AI exposure and substantial geopolitical relevance, but it is not a map of global public opinion on military AI. Publics in active conflict zones, including Ukraine, are not included. The same is true for several states central to military AI development or regional military innovation, including Russia, Israel, India, Japan, South Korea, and Turkey. The analysis should therefore be read as evidence about the structure of military-AI attitudes under these scope conditions. The questionnaire was fielded in the respective local languages, translated from a German-language master; details of the translation procedure are documented in SI B.1.

3.2 Measures

We measured support for military AI and all explanatory variables, unless otherwise noted, using items measured on 7-point scales. Higher values indicate stronger agreement or greater support (full question wording and item-level descriptive statistics, along with scale reliability, are reported in SI B).

3.2.1 Support for Military AI Applications

The dependent variable is a six-item battery on how appropriate respondents find six different military uses of AI. The items are arranged on a grid. One axis is lethality, that is, whether the application directly involves the use of lethal force. The other axis is automation, meaning how much of the

decision is left to the AI system rather than kept with a human operator. Respondents evaluated each application on a scale from “not at all appropriate” to “completely appropriate.”

The six applications are:

- The military uses AI to analyze satellite images and identify enemy supply routes.
- AI systems analyze current combat information and recommend safe evacuation routes.
- An AI system controls drones that specifically disrupt enemy communications.
- AI is used to identify potential targets for future air strikes.
- AI systems make suggestions for attack options based on real-time data during ongoing combat.
- An AI-controlled defense system automatically detects and destroys enemy units on the battlefield without human intervention.

The items form a 2 x 3 design: non-lethal decision support, non-lethal human-in-the-loop use, non-lethal autonomous use, lethal decision support, lethal human-in-the-loop use, and fully autonomous lethal force. This structure allows us to examine whether support changes systematically as applications become more lethal and more automated.

The items also span major operational categories identified in standard taxonomies of military AI: intelligence and surveillance, logistics and operational support, electronic warfare, targeting, command-and-control decision support, and autonomous lethal systems (Horowitz et al., 2018; Scharre, 2018). The battery is not intended to exhaust the full universe of military AI applications. Rather, it samples applications that vary meaningfully along the ethical and political dimensions central to our theory: involvement in lethal force and delegation of decision-making authority.

We preregistered a single six-item index as our primary dependent variable. As preregistered, we also conducted factor analyses to examine the structure of the six-item battery. A two-factor solution separating lethal and non-lethal applications fits only marginally better than a single-factor solution, and the two factors are highly correlated (see SI C.1 for the complete analysis). The fully autonomous lethal item contributes most strongly to the second factor. Cross-country measurement-invariance tests support configural and metric invariance for both one- and two-factor solutions, allowing correlational analysis (see SI C.2). Scalar invariance, which is required for direct mean comparisons, holds only for the two-factor solution. We therefore use all six application evaluations as a single index in the explanatory models as preregistered and compare lethal and non-lethal dimensions separately in the descriptive analysis.

3.2.2 General AI Orientations

We measure general orientations toward AI with two four-item batteries capturing perceived societal benefits and perceived societal risks. The batteries were developed and tested in prior research on public attitudes toward AI (Jungheer & Rauchfleisch, 2025a; Jungheer et al., 2026). They are measured independently because perceived benefits and perceived risks need not be opposite ends of a single scale. Respondents may see AI as both highly beneficial and highly risky, as neither beneficial nor risky, or as primarily one or the other.

The AI-benefits battery captures the extent to which respondents view AI as a technology with positive societal consequences. Respondents evaluated whether AI will drive significant economic expansion in their country, help governments plan for the future and manage crises more efficiently, help parties communicate more successfully with voters, and help humanity address existential threats more successfully. Higher values indicate stronger perceived societal benefits of AI.

The AI-risks battery captures the extent to which respondents associate AI with social, economic, political, and existential dangers. Respondents evaluated whether AI is likely to cause widespread job displacement and unemployment, whether increasing AI decision-making risks loss of control over people’s lives, whether AI will allow parties to manipulate voters more successfully, and whether

unchecked AI development could pose existential threats to humanity. Higher values indicate stronger perceived societal risks of AI.

The two batteries allow us to test whether support for military AI follows general evaluations of AI as a technology. If military AI is evaluated primarily as an extension of AI in civilian life, perceived AI benefits should be associated with higher support for military AI, while perceived AI risks should be associated with lower support.

3.2.3 Principled Opposition to Lethal Autonomy

We measure principled opposition to lethal autonomy with a three-item battery developed from recurring themes in the autonomous-weapons literature and public debates over meaningful human control. Respondents indicated agreement with three statements: that machines should never be allowed to make decisions about life and death without human control; that autonomous weapons violate fundamental ethical norms; and that the use of lethal autonomous weapon systems is morally unacceptable.

The measure is designed to capture a specific subtype of autonomous-weapons opposition: principled rejection of machines making life-and-death decisions. It therefore captures opposition grounded in moral principle rather than opposition that depends on expected consequences, such as battlefield effectiveness, civilian protection, compliance with international humanitarian law, escalation risk, or adversary behavior. Higher values indicate stronger principled opposition to lethal autonomy.

This distinction is important for interpreting the results. The battery is well suited to testing whether a moral opposition to lethal autonomy generalizes across a broader set of military AI applications. It is less suited to testing outcome-conditional forms of autonomous-weapons skepticism. Those would require items that explicitly vary expected performance, legality, civilian harm, or strategic consequences.

3.2.4 Hawk-Dove Orientations

We measure orientations toward the use of military force with a four-item battery adapted from prior research (Mader, 2025). Respondents evaluated whether war is sometimes necessary to protect the interests of their own country; whether their country needs a strong military in order to achieve anything in international politics; whether their country should do everything in its power, including the use of military force, to prevent attacks by expansionist states; and whether the use of military force is never justified. The final item is reverse coded, so that higher values indicate more hawkish orientations.

This measure captures a general disposition toward military force rather than a specific attitude toward AI. It allows us to test whether support for military AI is influenced by the broader politics of force, deterrence, and strategic competition. If respondents evaluate military AI as an instrument of military power, more hawkish respondents should express greater support for military AI applications.

3.2.5 Contextual Perceptions of the International Environment

We measure contextual perceptions with two batteries: confidence in the international rules-based order and trust in major powers. These variables capture respondents' assessments of the current international environment rather than general orientations toward military force.

Confidence in the International Order Confidence in the international order is measured with three items. Respondents evaluated whether international rules and cooperation help secure peace, whether common rules between countries have contributed to greater prosperity worldwide, and whether the international order is capable of effectively managing global crises.

This measure captures whether respondents see the international environment as rule-governed and manageable or as weakly institutionalized and crisis-prone. We expect lower confidence in the international order to be associated with greater support for military AI, because AI-enabled military capabilities may appear more necessary when international institutions are seen as unable to manage conflict and constrain state behavior.⁷

Trust in Major Powers Trust in major powers is measured by asking respondents how much they trust China, Russia, and the United States to behave responsibly in the world. Respondents evaluated each country on the same scale. In the preregistered models, we use an index of trust in major powers. In an exploratory analysis, we disaggregate the index into trust in the United States, trust in China, and trust in Russia.

The aggregate trust measure captures generalized confidence that major powers behave responsibly in world politics. Lower trust indicates a more threatening perceived international environment. Although a deviation from our preregistration, the disaggregated measures allow us to test whether specific geopolitical relationships matter differently across countries. For example, distrust of Russia may carry different implications in European publics than in Taiwan, China, or the United States; trust in the United States may be especially relevant in publics where the U.S. security relationship is politically central.

3.3 Analytical Approach

We proceed in four steps. First, we present descriptive results for the six military AI applications. This analysis examines whether publics distinguish between lethal and non-lethal applications. It shows whether fully autonomous lethal force occupies a distinctive position in the attitude structure.

Second, to test our central hypotheses about the three attitude anchors, we estimate Bayesian multilevel linear regression models predicting support for military AI. We use multilevel models with country-level varying intercepts to account for baseline differences in support across publics. Individual-level predictors include perceived AI benefits, perceived AI risks, principled opposition to lethal autonomy, hawk-dove orientations, confidence in the international order, trust in major powers, and demographic controls for age, gender, and education. As defined in the preregistration, the models are estimated on multiple imputed data using 20 imputed datasets and the full sample of 9,000 respondents to address non-responses (people selecting “cannot assess”) for the items of the outcome variable (for more information about non-responses and the imputation procedure, see SI C.3 and D).

Third, we compare the relative predictive weight of general AI orientations and principled opposition to lethal autonomy using standardized coefficients. This comparison directly tests whether military AI attitudes are better explained by general views of AI as a technology or by principled opposition to machines making life-and-death decisions.

Fourth, we examine cross-national structure. We estimate how much the between-country variance is reduced by the inclusion of individual-level predictors and compare fixed-slope and varying-slope specifications with a baseline model that includes only varying intercepts and no individual-level predictors, using leave-one-out cross-validation (LOO) (Vehtari et al., 2017). This allows us to distinguish compositional cross-national variation (i.e. differences arising because publics differ in average levels of AI optimism, hawkishness, or threat perceptions) from selective structural variation, where the same predictor matters differently across countries. As an exploratory analysis not specified in the preregistration, we disaggregate trust in major powers into trust in the United States, China, and Russia and estimate country-specific slopes for each trust item.

⁷H5a was preregistered in terms of perceived dysfunction, while the variable itself was preregistered as “Confidence in international order.” We use the preregistered confidence measure, so the H5a prediction translates into a negative coefficient.

All main-text analyses use preregistered model specifications unless otherwise noted. Robustness checks using alternative inclusion criteria and complete-case specifications are reported in SI D.4.

4 The Structure of Military AI Attitudes

We begin by examining the descriptive structure of support across the six military AI applications. We first examine how people think about military AI and whether they differentiate between different types of military AI, and if so which. We then identify attitude structures that explain people’s support or opposition to military AI and whether these structures vary between countries.

4.1 Lethality and the Limits of Automation

Across all six applications, mean support in every country sits above the scale midpoint of 3.5 (Figure 1). Publics in our sample were therefore not, in the aggregate, generally opposed to military uses of AI. They tilted toward qualified acceptance across the application space. This does not mean that all applications were evaluated equally. The pattern is conditional: support depends on what military AI is used for and how much authority is delegated to the system.

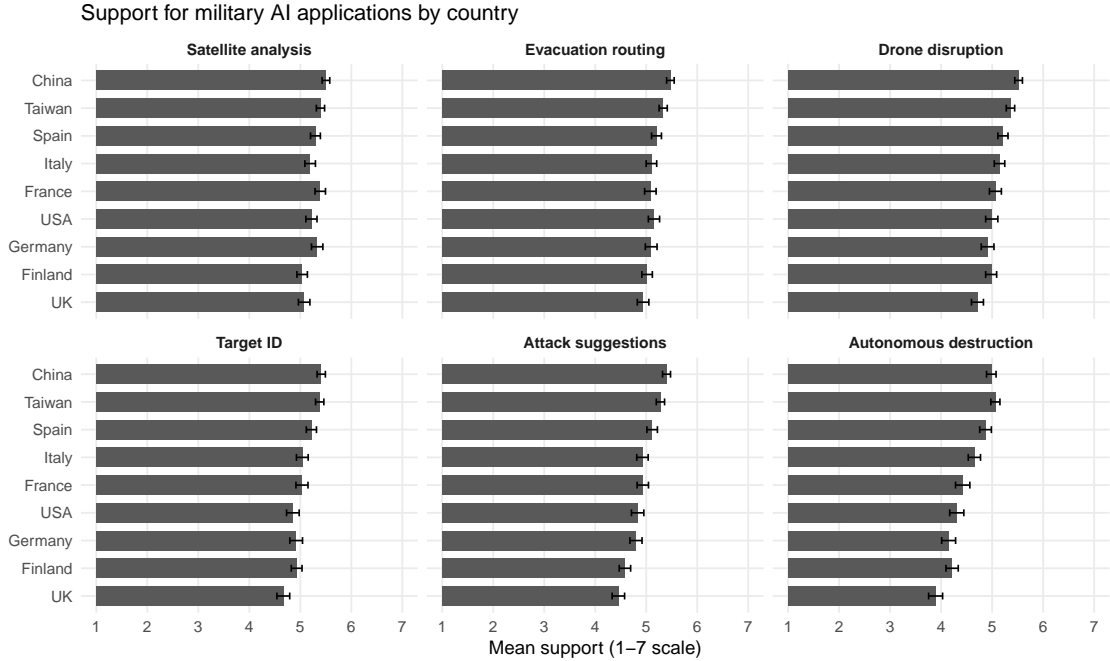


Figure 1: Mean support for different military uses of AI. 95% CIs shown. Countries ordered by the overall mean for the six-item military-use-of-AI index. The bottom row shows AI uses with higher lethality.

Two descriptive patterns stand out. First, lethality is a strong organizing dimension. In every country, mean support for the three non-lethal applications exceeds mean support for the three lethal applications (Figure 2). These differences remain significant even after Bonferroni correction for all nine country-level paired t-tests. The gap is especially pronounced in the European samples and smaller in China and Taiwan, where baseline support is higher across the item battery. This pattern suggests that the public responds to the moral dimension of lethal force even when they do not reject military AI in general.

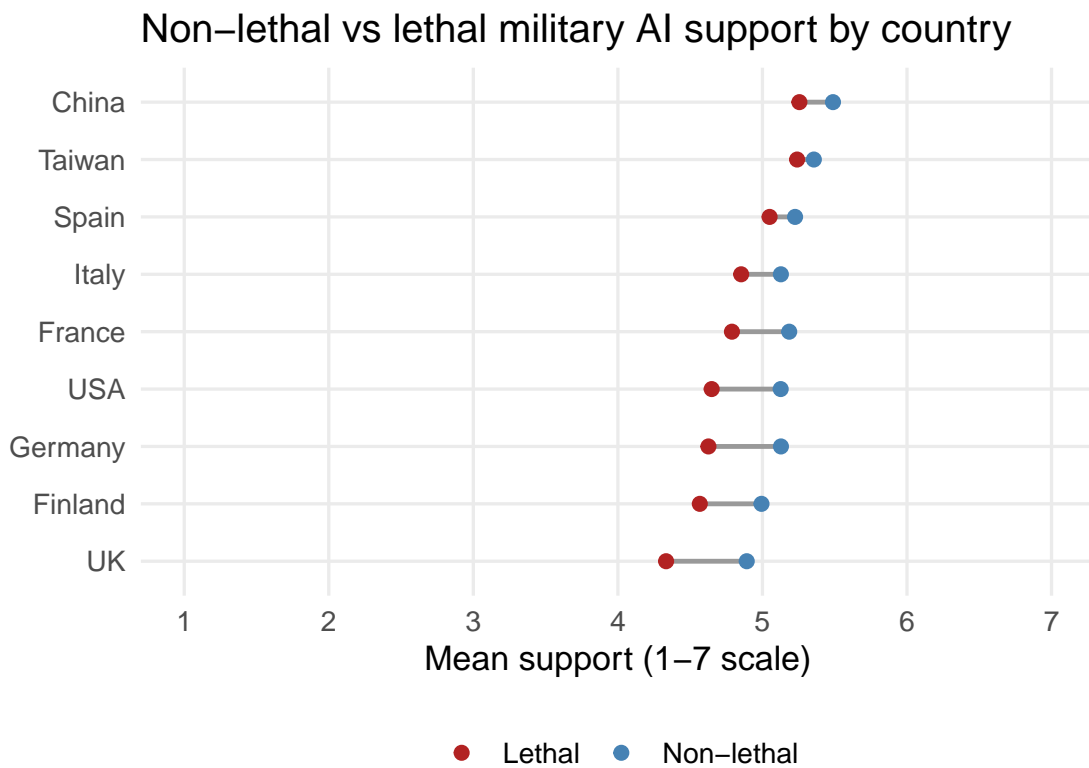


Figure 2: Mean comparison between lethal and non-lethal military uses of AI. Means are calculated on all available responses before imputation. Respondents contributed to an index if they answered at least one item. All differences are significant after Bonferroni correction for nine tests.

The descriptive results also show that support declines as automation increases. Within the lethal dimension, decision-support applications receive the highest support, human-in-the-loop applications fall in the middle, and fully autonomous applications receive the lowest support. The three non-lethal applications cluster more closely together. The drop from human-in-the-loop to fully autonomous use is larger for lethal than for non-lethal applications. Removing real-time human oversight, therefore, matters especially when AI is linked to lethal force.

The fully autonomous lethal application is the least supported item in every country. This provides the clearest descriptive evidence that meaningful human control matters. Respondents do not simply reject automation, nor do they distinguish only between lethal and non-lethal applications. Support falls most sharply when both elements are present: lethal force and the absence of human oversight.

Still, the autonomous-lethal item falls below the scale midpoint only in the United Kingdom ($M = 3.89$), and support for other military AI applications remains comparatively high. Public opinion, then, is not simply opposed to military AI. Respondents are most accepting of non-lethal and human-supervised uses, but support declines when AI is used to exercise fully autonomous lethal force.

4.2 What Explains Support?

We next estimate Bayesian multilevel linear regression models predicting support for military AI. The models include country-level intercepts and the individual-level predictors. The unstandardized coefficients reported in Figure 3 indicate the change in support on the 1–7 scale associated with a one-unit increase in each predictor. The models are estimated on 20 imputed datasets ($N = 9,000$).

Our analysis shows that perceived AI benefits are the largest predictor in the model. Respondents who view AI as beneficial for society are substantially more supportive of military AI applications ($b = 0.45$, 95% CI [0.43, 0.47]). This finding is consistent with the argument that general orientations toward AI travel into evaluations of military AI. For many respondents, military AI appears to be evaluated partly through the same broader technology orientation that shapes attitudes toward AI in everyday contexts.

Hawk-dove orientations are the second major predictor. More hawkish respondents are more supportive of military AI ($b = 0.17$, 95% CI [0.15, 0.19]). This association indicates that military AI is also evaluated as a capability embedded in the broader politics of force. Respondents more accepting of military force appear more willing to accept AI-enabled military capabilities.

The model provides no support for the principled opposition to lethal autonomy when support for military use of AI is measured as a one-dimensional index. Principled opposition to lethal autonomy is not credibly associated with overall support for military AI ($b = -0.01$, 95% CI [-0.03, 0.01]). This does not mean that lethal autonomy is irrelevant to public opinion. The descriptive results show that fully autonomous lethal force is the least-supported application in every country. Rather, the model indicates that principled opposition to lethal autonomy does not generalize strongly across the broader battery, which includes non-lethal, human-supervised, and decision-support applications.

The contextual predictors show a more limited but still informative pattern. Higher confidence in the international rules-based order is associated with greater support for military AI ($b = 0.10$, 95% CI [0.08, 0.12]). This contrasts with our expectation that respondents who see the international environment as less manageable and less rule-governed may view AI-enabled military capabilities as more necessary. Instead, respondents who express stronger confidence in international rules and institutions are more supportive of military AI applications. Furthermore, pooled trust in major powers is only borderline credibly associated with support ($b = -0.02$, 95% CI [-0.04, -0.00]). As we show below, this aggregate masks country-specific patterns tied to particular geopolitical relationships.

Perceived AI risks are positively, not negatively, associated with support for military AI ($b = 0.10$, 95% CI [0.08, 0.12]). This finding runs counter to our preregistered expectation. However, the effect is

Predictors of military AI support Varying intercepts model

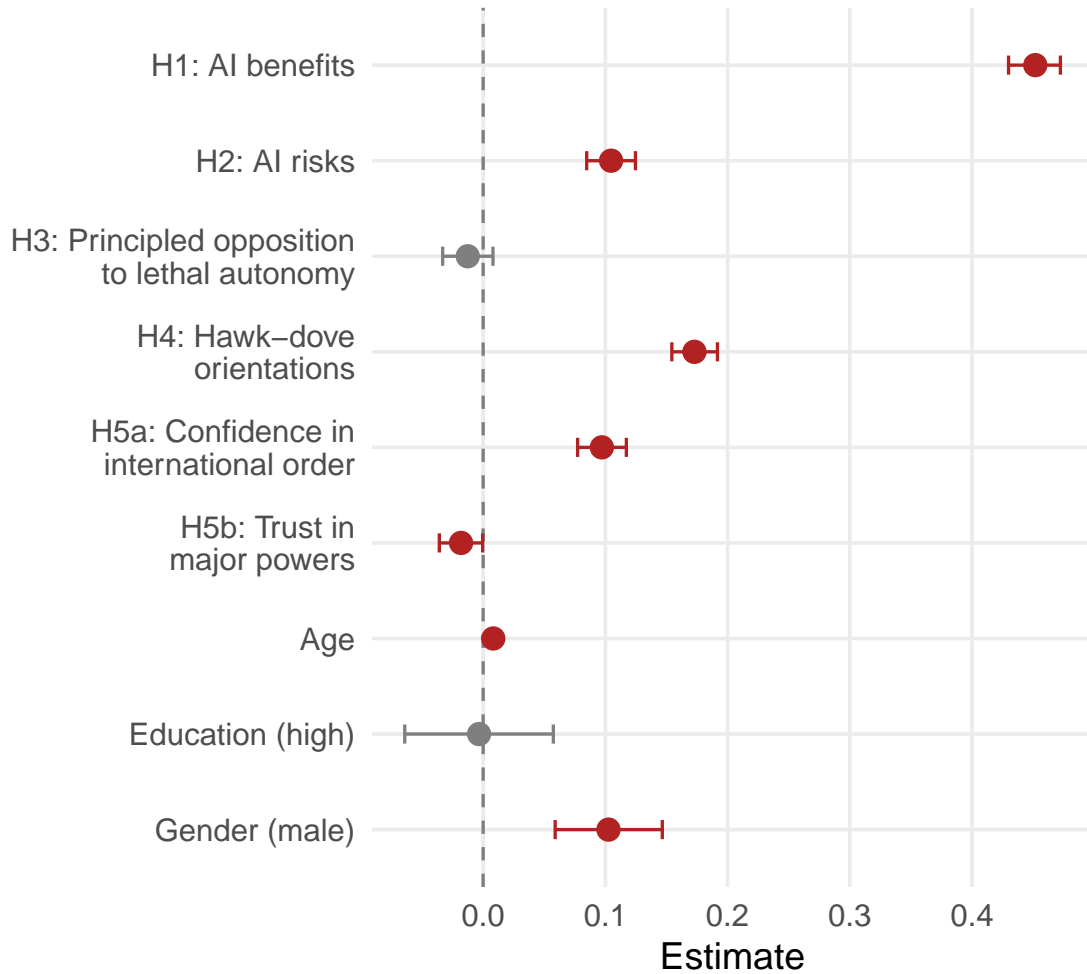


Figure 3: Forest plot of unstandardized coefficients from a Bayesian multilevel linear regression with varying intercepts for countries predicting support for military AI applications, estimated on multiple imputed data ($m = 20$, $N = 9,000$). Estimates with 95% CIs. Predictors whose CIs exclude zero are highlighted in red.

smaller than the effect of perceived AI benefits. We return to this result in the interpretation section. For now, the important point is that general AI-risk perceptions do not translate straightforwardly into opposition to military AI.

The analysis shows that support for military AI is structured most strongly by general AI-benefit perceptions and hawk-dove orientations. The strongest sources of support are therefore not located exclusively in the autonomous-weapons frame. Instead, military AI attitudes appear to draw on broader views of AI as a technology and the international projection of force.

4.3 General AI Orientations and Principled Opposition

To compare the relative predictive weight of general technology orientations and principled opposition to lethal autonomy, we used the *hypothesis* function in *brms* to compare standardized effect sizes (Bürkner, 2017). Standardized coefficients allow direct comparison across predictors measured on different scales.

The comparison reinforces the pattern from the unstandardized model. The association of AI-benefit perceptions with support for military AI is large ($\beta = 0.63$, 95% CI [0.60, 0.66]). By contrast, the standardized association of principled opposition to lethal autonomy is close to zero ($\beta = -0.02$, 95% CI [-0.04, 0.01]). The difference between the two associations is decisive ($\Delta\beta = -0.61$, 90% CI [-0.64, -0.58], BF > 1000).

Perceived AI risks also have a stronger association with military AI support than principled opposition does, although the effect is much smaller than that of AI-benefit perceptions ($\beta = 0.13$, 95% CI [0.10, 0.15]; $\Delta\beta = -0.11$, 90% CI [-0.13, -0.09], BF > 1000). The direction of this association is positive, again indicating that risk perceptions do not operate as simple opposition to military AI.

These comparisons sharpen our core empirical claim. Across the broad six-item index, attitudes toward military AI are more strongly predicted by general orientations toward AI as a technology than by principled opposition to lethal autonomy. This does not imply that principled opposition is irrelevant for fully autonomous lethal weapons specifically. Nor does it imply that people are indifferent to the need for meaningful human control. Rather, it shows that the autonomous-weapons frame does not dominate evaluations of military AI once the outcome includes a wider range of military applications.

In a non-preregistered follow-up analysis, we ask whether the weak association between principled opposition and the broad military AI index masks stronger connections with military use cases more directly connected to the underlying autonomous weapons systems (AWS) debate. We re-estimated the standardized model using the fully autonomous lethal item as the dependent variable (see SI D.6). Principled opposition emerges as a substantial negative predictor ($\beta = -0.17$, 95% CI [-0.21, -0.13]) roughly eight times its association with the broader index and statistically indistinguishable in absolute magnitude from AI-risk perceptions ($\beta = 0.19$, 95% CI [0.15, 0.23]). AI-benefit perception remains the strongest predictor ($\beta = 0.74$, 95% CI [0.69, 0.78]), but its dominance over principled opposition shrinks from approximately thirty-fold in the index model to roughly four-fold for the autonomous-lethal item. The AWS-frame anchor is therefore not absent from public reasoning about military AI; rather, it is concentrated in the application that most directly corresponds to its conceptual target. The same gradient is visible in models estimated separately for the lethal and non-lethal sub-indices (see SI D.7), where principled opposition shifts from a small positive association on the non-lethal sub-index ($\beta = 0.04$, 95% CI [0.01, 0.07]) to a negative association on the lethal sub-index ($\beta = -0.08$, 95% CI [-0.10, -0.05]).

This finding should be read against the operationalization of the autonomous-lethal item, which describes a defensive system rather than the offensive autonomous weapons scenario most central to the AWS-norm literature. Even with this more conservative framing, the item is the least supported in every country, and principled opposition is a substantial predictor of opposition to its use. An offensive operationalization would therefore likely yield an even stronger association with principled opposition.

4.4 Compositional Variation and Selective Activation

The final step examines how the structure of support varies across countries. The baseline model, with varying intercepts but no individual-level predictors yields an intraclass correlation coefficient (ICC) of 0.048. Approximately five percent of the total variance in support for military AI lies between countries. Most variation is therefore within countries rather than between them. Despite differences in security environment, military posture, regime type, and AI ecosystem across the nine countries, respondents within each country differ from one another much more than the average respondent in one country differs from the average respondent in another.

Adding individual-level predictors reduces country-level variance by 48 percent ($\tau_{00} = 0.079$ to 0.041). This indicates that a meaningful share of cross-national variation is compositional: countries differ partly because their publics differ in average levels of AI optimism, hawkishness, confidence in the international-order, and related attitudes. The result supports our article’s expectation that cross-national differences in military AI support arise not primarily from wholly distinct national attitude structures, but from the distribution of broadly shared predictors.

At the same time, the predictors do not operate identically everywhere. A comparison using LOO favors the varying-slopes model over the fixed-slopes model ($\Delta\text{ELPD} = 48.2$, $\text{SE} = 14.8$; see SI D.3 for more details). Some associations therefore vary across countries in substantively meaningful ways (Figure 4). This is consistent with the expectation of selective activation: certain attitudes and perceptions become more consequential where they connect to nationally salient security relationships or political contexts.

The country-specific slopes show that AI-risk perceptions and hawk-dove orientations have relatively consistent associations across countries. Trust in major powers varies more. This is theoretically important because trust in major powers is the contextual perception most likely to acquire different meanings across national settings. Trust in Russia, the United States, or China is not politically equivalent in Germany, Taiwan, China, the United Kingdom, or the United States.

To examine this more directly, we estimate non-preregistered model that disaggregates the trust-in-major-powers index into trust in the United States, trust in China, and trust in Russia, with country-specific slopes for each item. At the pooled level, none of the three trust items is credibly associated with military AI support: trust in the United States ($b = 0.02$, 95% CI [-0.01, 0.04]), trust in China ($b = -0.01$, 95% CI [-0.03, 0.02]), and trust in Russia ($b = -0.02$, 95% CI [-0.05, 0.02]). This mirrors the aggregate weak result of the pooled trust index.

The country-specific slopes differentiating by international power, however, reveal clear geopolitical patterning (Figure 5). Trust in the United States is positively associated with military AI support in the United States itself ($b = 0.06$, 95% CI [0.02, 0.09]) and in the United Kingdom ($b = 0.04$, 95% CI [0.01, 0.07]). Trust in Russia shows the strongest cross-national variation ($\text{SD} = 0.04$) and is negatively associated with support in Germany ($b = -0.04$, 95% CI [-0.08, -0.01]), Italy ($b = -0.05$, 95% CI [-0.09, -0.01]), Spain ($b = -0.05$, 95% CI [-0.09, -0.01]), and Finland ($b = -0.05$, 95% CI [-0.10, -0.00]). In these countries, higher distrust of Russia is associated with higher support for military AI. Trust in China shows little cross-national variation and no country-specific associations.

We read this as evidence of selective activation. Trust in major powers does not work as a uniform predictor across the nine countries. It matters for specific powers in specific countries along preexisting geopolitical constellations. Distrust of Russia is associated with support for military AI in several European countries that are dealing with the impact of Russia’s ongoing war of aggression against Ukraine. Trust in the United States matters in the United States and the United Kingdom. For US respondents this hints at them seeing AI as an extension of their country’s ability to act on the international stage. For the UK this indicates that the security relationship with the US is very much at the heart of the perception of the international environment. Trust in China does not show clear associations anywhere.

Country-specific slopes for predictors with largest cross-national variation
 Varying slopes model (fixed + random effect, 95% CI)

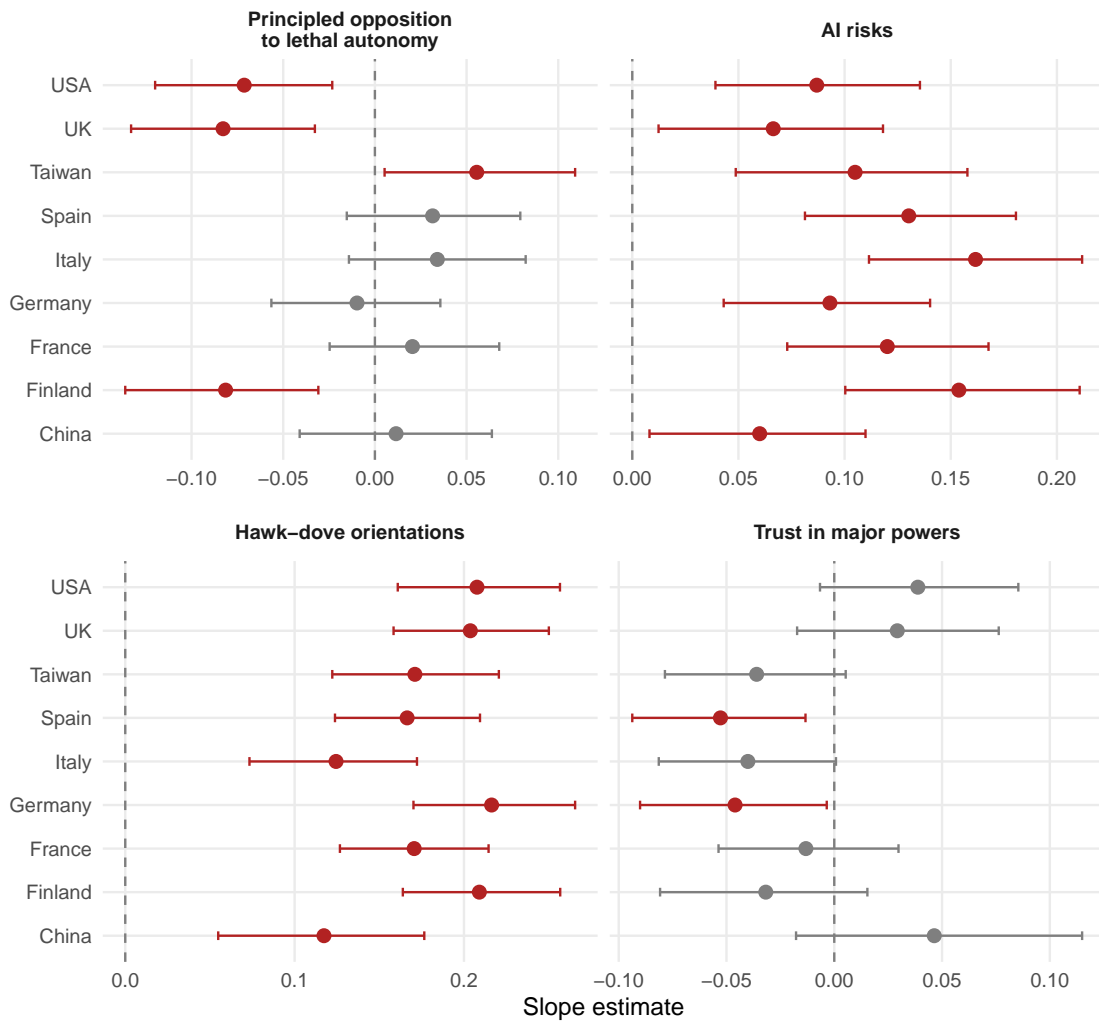


Figure 4: Country-specific slopes from a Bayesian multilevel linear regression with varying intercepts and slopes, estimated on multiple imputed data ($m = 20$, $N = 9,000$). Panels show the four predictors with the largest random-slope standard deviations. Estimates for slopes (fixed effect + random effect) with 95% CIs. Predictors with CIs that exclude zero are highlighted in red.

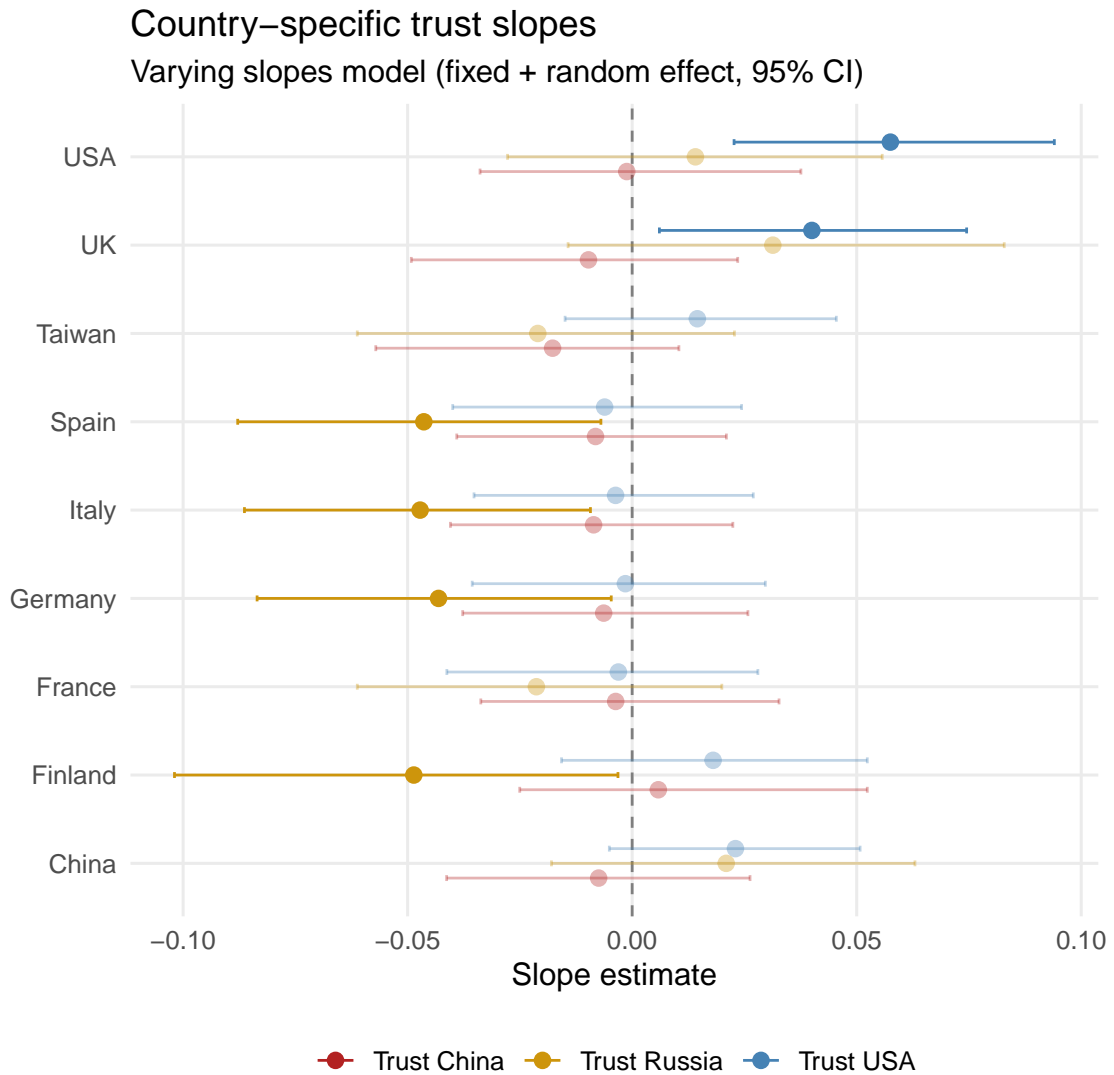


Figure 5: Country-specific trust slopes from a Bayesian multilevel linear regression with varying intercepts and slopes for disaggregated trust items, estimated on multiple imputed data ($m = 20$, $N = 9,000$). Estimates for slopes (fixed effect + random effect) with 95% CIs. Predictors with CIs that exclude zero are shown at full opacity.

Overall, people draw distinctions between military AI applications. Support drops sharply once AI is given autonomous control over lethal force. Across the other applications, what mostly moves support is how useful people find AI in general and how hawkish they are; principled opposition to lethal autonomy does much less work than the prior literature might indicate. Variation across countries is modest. The clear exception are perceptions of the geopolitical environment in the form of trust in great powers, which matters mainly where the relationship with a particular major power is already salient.

4.5 Interpretation: Risk Perception, Principled Opposition, and the Conditions of Constraint

Two findings ask for further interpretation. First, we find AI-risk perceptions to be positively associated with support for military AI, contrary to our preregistered expectation. Second, principled opposition to lethal autonomy is not associated with opposition toward military AI. These results complicate a simple extension of general AI skepticism or principled opposition to lethal autonomy, as neither straightforwardly translates into lower support for military AI overall. The positive association for AI-risk perceptions is especially striking, suggesting several possible explanations.

The positive coefficient for AI risks may reflect a security dilemma logic. Some respondents may worry about AI precisely because they see it as powerful. But if they expect that other states are already developing military AI, that concern may not lead them to reject it. It may instead make the technology seem necessary. In this view, a military that avoids AI could appear unprepared or vulnerable. This fits threat-perception research, which links perceived competition and adversary behavior to greater support for autonomous and AI-enabled military capabilities (DiGiuseppe et al., 2025).

Another possible interpretation is that the risk item partly captures salience. Benefits and risks are not always opposites in people’s minds. Some respondents may see AI as equally promising and dangerous. For them, high-risk perceptions may simply mean that AI is a consequential technology, not that it should be kept out of public use. This is close to arguments in the literature on risk-benefit perceptions and the affect heuristic (Finucane et al., 2000; Slovic et al., 2007). People often judge complex technologies by their overall orientation toward them, rather than by cleanly separating advantages from dangers. Survey work on ambivalent attitudes toward AI suggests the same pattern (Bao et al., 2022).

The cross-sectional design of our study cannot distinguish among these interpretations. Future research could measure AI attentiveness directly, and more directly test whether strategic cues translate military AI risks into support for military AI.

We also need to take a closer look at the role of principled opposition to lethal autonomy. In the single-index models, this measure is not associated with overall support for military AI. That does not mean respondents are indifferent to human control. Fully autonomous lethal force is the least supported application in every country. People clearly care if AI is described as using lethal force without human oversight.

We find that opposition to lethal autonomy is not a predictor of attitudes toward military AI in general (measured by us as a bundle of six uses ranging from non-lethal decision support to fully autonomous lethal force) but that it is connected with concerns about one task, the fully autonomous lethal application. This indicates to us that concerns about “killer robots” are real but limited in their application to military AI in general. The non-preregistered additional analysis in SI D.6 supports this reading. When we use the autonomous-lethal item as the outcome, principled opposition becomes a clearly negative predictor. This suggests that principled opposition matters for lethal autonomy proper but not for military AI as a broader category. Principled opposition to lethal autonomy as a predictor is also narrow in a different way. It measures a categorical objection to lethal autonomy but

does not speak to more conditional worries or framing effects, aspects that should be investigated in future work.

The broader conclusion is straightforward. People do not reject military AI as such. Their unease is clearest when AI is tied to lethal force without human oversight. For other uses in the military AI index, such as decision support, intelligence analysis, or logistics, general views of AI, attitudes toward military force, and perceptions of the international environment matter more. Public constraint is therefore likely to be selective rather than general. Thus, it should be strongest for fully autonomous lethal force and weaker for military AI as a wider set of tools.

5 Everyday AI and the Political Opportunity Space for Military AI

Military AI is often debated through the frame of the “killer robot” that removes humans from life-and-death decisions. Our results show that this frame matters, but only up to a point. Across nine countries, support is lowest for fully autonomous lethal force, where public unease is clearest. For other military uses of AI, attitudes rest less on meaningful human control and more on general views of AI and hawk-dove orientations toward military force.

The public-opinion environment for military AI is therefore neither simply prohibitive nor unconditionally permissive. Mean support is generally above the midpoint of the scale, including for several lethal applications, but respondents distinguish among uses. Support declines with lethality and higher automation, and is lowest when lethal force is delegated without human oversight.

The strongest predictor in our models is perceived AI benefit. Respondents who see AI as beneficial for society are more supportive of military AI across the six-item battery. This finding suggests that publics often evaluate military AI as an extension of AI as a general-purpose technology. The same attitudinal foundation that informs civilian AI politics (i.e., perceived benefits and risks of AI) also predicts evaluations of military AI. Experiences with smart toasters might matter more than fears of killer robots for how people think of military AI. Everyday experiences with AI and exposure to general AI discourse may turn out to be the dominant force shaping political opportunities structures for military AI.

This finding matters for both security studies and AI governance. The two fields often treat military and civilian AI as separate domains. Our results suggest that both areas are linked, at least where public opinion is concerned. When people assess military AI, they do not appear to do so with lethal military application front of mind. Instead, they seem to view military AI in line with their broader views of AI. Thus, public discourse surrounding civilian AI, its benefits as well as its risks, could affect the trust people place in the military’s use of AI.

At the same time, the autonomous-weapons literature remains relevant. In every country, respondents were least supportive of fully autonomous lethal force. This shows that concern about meaningful human control is real and not confined to one national context. But our findings also show limits. Opposition to lethal autonomy does not automatically extend to military AI more broadly, at least when the issue is not framed primarily in terms of high lethality and autonomy alone. Whether autonomous weapons become the dominant frame for military AI politics may therefore depend on political actors. They would have to connect the unease around fully autonomous lethal force to other military uses of AI. Without that connection, many people appear to judge these applications through broader views of AI and military force.

The second strong predictor is hawk-dove orientation. Respondents who are more willing to accept military force as an element of international affairs are also more open to military AI, even after we account for their general views of AI. The military setting, therefore, matters in its own right. People

who are already comfortable with military power are more likely to accept AI in that context, while those who are uneasy about military power are less likely to do so.

Geopolitical perceptions matter, but less uniformly. Pooled trust in major powers is not a strong predictor of support. Once we separate the indicators by country, however, a clearer pattern emerges. Distrust of Russia is associated with greater support for military AI in Finland, Germany, Italy, and Spain. Trust in the United States is associated with greater support in the United Kingdom and in the United States itself. These results suggest that geopolitical trust matters most where the actor in question is central to how people think about national security. Military AI attitudes, therefore, have a common structure across countries, but they are still shaped by specific security contexts.

The positive association between AI-risk perceptions and military-AI support is less intuitive. Concern about AI risks does not automatically mean rejection of military AI. One possibility is a security-dilemma logic: if AI is dangerous, respondents may think their own state still needs access to it because adversaries will use it. Another possibility is familiarity. Respondents who know more about AI may see both its benefits and its risks. The next step is to empirically separate these possibilities, especially the roles of military-specific risk perceptions, AI familiarity, and expectations about adversary development.

Our study has a number of limitations. First, we use a cross-sectional design and cannot make causal claims. Furthermore, as noted in our discussion of case selection, the sample excludes active conflict zones and several states central to military-AI development, so our findings should be interpreted with these scope conditions in mind. For most predictors, variation between the nine countries is limited, and some findings may generalize beyond these cases, which could be further confirmed in future studies. We have already discussed further limitations of our variable operationalizations above, for example, for autonomous-weapons opposition.

These limitations leave several questions for future research. This includes experimental tests whether support changes when military AI is described in more concrete terms, for example, with different levels of human oversight or different battlefield outcomes. Comparative and longitudinal work should also examine whether public controversies shift attitudes over time. Finally, future work should ask whether and under what conditions policymakers and military organizations actually treat public opinion as a constraint on military AI.

Our article provides a helpful baseline on international public opinion on military AI at a point when this technology becomes a common feature in international conflict and the projection of power. We find a conditionally permissive consensus of people viewing military AI somewhat openly, while being more critical of fully autonomous lethal uses. This is an important corrective to the extent that elite and media discourse might suggest that public opinion would be generally critical of military uses of AI. Instead of seeing military AI exclusively through the frame of “killer robots”, people seem to treat it largely as an extension of their views about AI more generally. This indicates that the political opportunity space for the development and deployment of military AI is not primarily formed in specialist discourse, but is shaped by the larger societal climate of openness or skepticism toward AI as a technology.

6 Acknowledgements

The authors used ChatGPT 5.5 and Claude Opus 4.7 for language improvement and editing. The data for this project was collected in the context of the *bidt digitalbarometer.international 2026* funded by the Bavarian Research Institute for Digital Transformation (bidt). Adrian Rauchleisch’s work was supported by the National Science and Technology Council, Taiwan (R.O.C.) (grant no. 114-2628-H-002-007) and by the Taiwan Social Resilience Research Center (grant no. 115L9003) from the Higher Education Sprout Project by the Ministry of Education in Taiwan.

References

- Airwars Staff. (2026). Record pace of strikes in iran bombing campaign: Analysis. *Airwars*. <https://airwars.org/record-pace-of-strikes-in-iran-bombing-campaign-analysis/>
- Altmann, J., & Sauer, F. (2017). Autonomous weapon systems and strategic stability. *Survival*, 59(5), 117–142. <https://doi.org/10.1080/00396338.2017.1375263>
- Amoroso, D., & Tamburrini, G. (2020). Autonomous weapons systems and meaningful human control: Ethical and legal issues. *Current Robotics Reports*, 1, 187–194. <https://doi.org/10.1007/s43154-020-00024-3>
- Asaro, P. (2012). On banning autonomous weapon systems: Human rights, automation, and the dehumanization of lethal decision-making. *International Review of the Red Cross*, 94(886), 687–709. <https://doi.org/10.1017/S1816383112000768>
- Asaro, P. (2020). Autonomous weapons and the ethics of artificial intelligence. In S. M. Liao (Ed.), *Ethics of artificial intelligence* (pp. 212–236). Oxford University Press. <https://doi.org/10.1093/oso/9780190905033.003.0008>
- Axelrod, R., & Keohane, R. O. (1985). Achieving cooperation under anarchy: Strategies and institutions. *World Politics*, 38(1), 226–254. <https://doi.org/10.2307/2010357>
- Bao, L., Krause, N. M., Calice, M. N., Scheufele, D. A., Wirz, C. D., Brossard, D., Newman, T. P., & Xenos, M. A. (2022). Whose AI? how different publics think about ai and its social impacts. *Computers in Human Behavior*, 130, 107182. <https://doi.org/10.1016/j.chb.2022.107182>
- Baum, M. A., & Potter, P. B. K. (2015). *War and democratic constraint: How the public influences foreign policy*. Princeton University Press.
- Berinsky, A. J. (2009). *In time of war: Understanding American public opinion from World War II to Iraq*. University of Chicago Press. <https://doi.org/10.7208/chicago/9780226043463.001.0001>
- Bo, M., Bruun, L., & Boulanin, V. (2022, October). *Retaining human responsibility in the development and use of autonomous weapon systems: On accountability for violations of international humanitarian law involving AWS*. Stockholm International Peace Research Institute. <https://doi.org/10.55163/AHBC1664>
- Bode, I., & Huelss, H. (2022). *Autonomous weapons systems and international norms*. McGill-Queen's University Press.
- Bondar, K. (2025). *Ukraine's future vision and current capabilities for waging AI-enabled autonomous warfare*. Center for Strategic; International Studies. <https://www.csis.org/analysis/ukraines-future-vision-and-current-capabilities-waging-ai-enabled-autonomous-warfare>
- Boulanin, V., Saalman, L., Topychkanov, P., Su, F., & Carlsson, M. P. (2020, June). *Artificial Intelligence, strategic stability and nuclear risk*. Stockholm International Peace Research Institute. https://www.sipri.org/sites/default/files/2020-06/artificial_intelligence_strategic_stability_and_nuclear_risk.pdf
- Bürkner, P.-C. (2017). brms: An R package for Bayesian multilevel models using Stan. *Journal of Statistical Software*, 80(1), 1–28. <https://doi.org/10.18637/jss.v080.i01>
- Byers, M. (2017). Crises and international cooperation: An Arctic case study. *International Relations*, 31(4), 375–402. <https://doi.org/10.1177/0047117817735680>
- Carpenter, C. (2014). *"lost" causes: Agenda vetting in global issue networks and the shaping of human security*. Cornell University Press.
- Carpenter, C., & Montgomery, A. H. (2020). The stopping power of norms: Saturation bombing, civilian immunity, and U.S. attitudes toward the laws of war. *International Security*, 45(2), 140–169. https://doi.org/10.1162/isec_a_00392
- Chengeta, T. (2016). Accountability gap: Autonomous weapon systems and modes of responsibility in international law. *Denver Journal of International Law & Policy*, 45(1), 1–50.
- Chengeta, T. (2017). Defining the emerging notion of 'meaningful human control' in autonomous weapon systems. *NYU Journal of International Law and Politics*, 49(3), 833–890. <https://nyujilp.org/wp-content/uploads/2010/06/NYI303.pdf>

- Copp, T., Dwoskin, E., & Duncan, I. (2026). Anthropic’s AI tool Claude central to U.S. campaign in Iran, amid a bitter feud. *Washington Post*. <https://www.washingtonpost.com/technology/2026/03/04/anthropic-ai-iran-campaign/>
- Crootof, R. (2016). A meaningful floor for “meaningful human control”. *Temple International and Comparative Law Journal*, 30(1), 53–62.
- Cummings, M. L. (2004). Automation bias in intelligent time critical decision support systems. In *Aiaa 1st intelligent systems technical conference*. American Institute of Aeronautics; Astronautics. <https://doi.org/10.2514/6.2004-6313>
- D’Agostino, B. (1995). Self-images of hawks and doves: A control systems model of militarism. *Political Psychology*, 16(2), 259–295. <https://doi.org/10.2307/3791832>
- DiGiuseppe, M., Aspide, A., & Becker, J. (2024). Threats and the public constraint on military spending. *British Journal of Political Science*, 54(3), 649–666. <https://doi.org/10.1017/S0007123423000443>
- DiGiuseppe, M., Paula, K., & Rommel, T. (2025). AI on the battlefield? revisiting public support for LAWs. *SocArxiv*. https://doi.org/10.31235/osf.io/s8ab5_v1
- Editorial Board. (2026). Iran and the rising perils of AI in warfare. *Financial Times*. <https://www.ft.com/content/5d294db8-6917-4085-ba8a-3afbc439b999>
- Endsley, M. R., & Kiris, E. O. (1995). The out-of-the-loop performance problem and level of control in automation. *Human Factors: The Journal of the Human Factors and Ergonomics Society*, 37(2), 381–394. <https://doi.org/10.1518/001872095779064555>
- Feldman, S. (1988). Structure and consistency in public opinion: The role of core beliefs and values. *American Journal of Political Science*, 32(2), 416–440. <https://doi.org/10.2307/2111130>
- Finucane, M. L., Alhakami, A., Slovic, P., & Johnson, S. M. (2000). The affect heuristic in judgments of risks and benefits. *Journal of Behavioral Decision Making*, 13(1), 1–17. [https://doi.org/10.1002/\(SICI\)1099-0771\(200001/03\)13:1<1::AID-BDM333>3.0.CO;2-S](https://doi.org/10.1002/(SICI)1099-0771(200001/03)13:1<1::AID-BDM333>3.0.CO;2-S)
- Frenkel, S., Metz, C., & Barnes, J. E. (2026). How talks between Anthropic and the Defense Dept. fell apart. *New York Times*. <https://www.nytimes.com/2026/03/01/technology/anthropic-defense-dept-openai-talks.html>
- Goldfarb, A., & Lindsay, J. R. (2022). Prediction and judgment: Why Artificial Intelligence increases the importance of humans in war. *International Security*, 46(3), 7–50. https://doi.org/10.1162/isec_a_00425
- Gravelle, T. B., Reifler, J., & Scotto, T. J. (2017). The structure of foreign policy attitudes in transatlantic perspective: Comparing the United States, United Kingdom, France and Germany. *European Journal of Political Research*, 56(4), 757–776. <https://doi.org/10.1111/1475-6765.12197>
- Holsti, O. (2004). *Public opinion and american foreign policy* (rev. ed.). University of Michigan Press. (Original work published 1996)
- Hooghe, L., & Marks, G. (2009). A postfunctionalist theory of european integration: From permissive consensus to constraining dissensus. *British Journal of Political Science*, 39(1), 1–23. <https://doi.org/10.1017/S0007123408000409>
- Horowitz, M. C. (2016). Public opinion and the politics of the killer robots debate. *Research & Politics*, 3(1), 1–8. <https://doi.org/10.1177/2053168015627183>
- Horowitz, M. C. (2026). No one wins in Anthropic’s fight against the Pentagon. *Financial Times*. <https://www.ft.com/content/89ae173c-9afa-4882-9a65-c9d5581fed8a>
- Horowitz, M. C., & Kahn, L. (2024). Bending the automation bias curve: A study of human and AI-based decision making in national security contexts. *International Studies Quarterly*, 68(2), sqae020. <https://doi.org/10.1093/isq/sqae020>
- Horowitz, M. C., Kahn, L., & Mahoney, C. (2020). The future of military applications of Artificial Intelligence: A role for confidence-building measures? *Orbis*, 64(4), 528–543. <https://doi.org/10.1016/j.orbis.2020.08.003>

- Horowitz, M. C., Kania, E. B., Allen, G. C., & Scharre, P. (2018, July 25). *Strategic competition in an era of Artificial Intelligence*. Center for a New American Security (CNAS). <https://www.cnas.org/publications/reports/strategic-competition-in-an-era-of-artificial-intelligence>
- Horowitz, M. C., & Maxey, S. (2026). Morally opposed? a theory of public attitudes and emerging military technologies. *Conflict Management and Peace Science*, 43(1), 58–80. <https://doi.org/10.1177/07388942251320027>
- Horowitz, M. C., & Scharre, P. (2015, March). *Meaningful human control in weapon systems: A primer*. Center for a New American Security (CNAS). <https://www.cnas.org/publications/reports/meaningful-human-control-in-weapon-systems-a-primer>
- Hurwitz, J., & Peffley, M. (1987). How are foreign policy attitudes structured? A hierarchical model. *American Political Science Review*, 81(4), 1099–1120. <https://doi.org/10.2307/1962580>
- Johnson, J. (2024). *The AI commander: Centaur teaming, command, and ethical dilemmas*. Oxford University Press. <https://doi.org/10.1093/oso/9780198892182.001.0001>
- Jungherr, A., & Rauchfleisch, A. (2025a). Artificial Intelligence in deliberation: The AI penalty and the emergence of a new deliberative divide. *Government Information Quarterly*, 42(4), 102079. <https://doi.org/10.1016/j.giq.2025.102079>
- Jungherr, A., & Rauchfleisch, A. (2025b). Public opinion on the politics of AI alignment: Cross-national evidence on expectations for AI moderation from Germany and the United States. *Social Media + Society*, 11(4), 1–14. <https://doi.org/10.1177/20563051251405069>
- Jungherr, A., Rauchfleisch, A., & Wuttke, A. (2026). Artificial Intelligence in election campaigns: Perceptions, penalties, and implications. *Political Communication*, 1–22. <https://doi.org/10.1080/10584609.2025.2611913>
- Keck, M. E., & Sikkink, K. (1998). *Activists beyond borders: Advocacy networks in international politics*. Cornell University Press.
- Keohane, R. O., & Martin, L. L. (1995). The promise of institutionalist theory. *International Security*, 20(1), 39–51. <https://doi.org/10.2307/2539214>
- Kertzer, J. D. (2016). *Resolve in international politics*. Princeton University Press.
- Kertzer, J. D. (2023). Public opinion about foreign policy. In L. Huddy, D. O. Sears, J. S. Levy, & J. Jerit (Eds.), *The oxford handbook of political psychology* (3rd ed., pp. 447–485). Oxford University Press. <https://doi.org/10.1093/oxfordhb/9780197541302.013.12>
- Kertzer, J. D., Powers, K. E., Rathbun, B. C., & Iyer, R. (2014). Moral support: How moral values shape foreign policy attitudes. *Journal of Politics*, 76(3), 825–840. <https://doi.org/10.1017/S0022381614000073>
- Kertzer, J. D., & Zeitzoff, T. (2017). A bottom-up theory of public opinion about foreign policy. *American Journal of Political Science*, 61(3), 543–558. <https://doi.org/10.1111/ajps.12314>
- King, A. (2025). *AI, automation and war: The rise of a military-tech complex*. Princeton University Press. <https://doi.org/10.1515/9780691265155>
- Kreps, S., George, J., Lushenko, P., & Rao, A. (2023). Exploring the Artificial Intelligence "trust paradox": Evidence from a survey experiment in the United States. *PLoS One*, 18(7), e0288109. <https://doi.org/10.1371/journal.pone.0288109>
- Lau, R. R., & Redlawsk, D. P. (2001). Advantages and disadvantages of cognitive heuristics in political decision making. *American Journal of Political Science*, 45(4), 951–971. <https://doi.org/10.2307/2669334>
- Lillemäe, E., Talves, K., & Wagner, W. (2025). Public perception of military AI in the context of techno-optimistic society. *AI & Society*, 40(2), 929–943. <https://doi.org/10.1007/s00146-023-01785-z>
- Lupia, A., & McCubbins, M. D. (1998). *The democratic dilemma: Can citizens learn what they need to know?* Cambridge University Press.
- Mader, M. (2025). Ein Dokument des ganzen Landes? Die öffentliche Meinung zur Nationalen Sicherheitsstrategie. In H. Janusch & T. Dörfler (Eds.), *Integrierte Sicherheit für Deutschland? Die Nationale Sicherheitsstrategie der Bundesrepublik Deutschland* (pp. 239–258, Vol. 13). Nomos. <https://doi.org/10.5771/9783748951094-239>

- Mader, M., & Schoen, H. (2023). No Zeitenwende (yet): Early assessment of German public opinion toward foreign and defense policy after Russia’s invasion of Ukraine. *Politische Vierteljahresschrift*, 64(3), 525–547. <https://doi.org/10.1007/s11615-023-00463-5>
- Matthias, A. (2004). The responsibility gap: Ascribing responsibility for the actions of learning automata. *Ethics and Information Technology*, 6(3), 175–183. <https://doi.org/10.1007/s10676-004-3422-1>
- McMahan, J. (2009). *Killing in war*. Oxford University Press. <https://doi.org/10.1093/acprof:oso/9780199548668.001.0001>
- Mearsheimer, J. J. (1990). Back to the future: Instability in europe after the cold war. *International Security*, 15(1), 5–56. <https://doi.org/10.2307/2538981>
- Mearsheimer, J. J. (1995). The false promise of international institutions. *International Security*, 19(3), 5–49. <https://doi.org/10.2307/2539078>
- Melkozerova, V. (2026). Inside Ukraine’s robot war revolution. *Politico*. <https://www.politico.eu/article/inside-ukraine-robot-war-revolution/>
- Narayanan, A., & Kapoor, S. (2025, April 15). *AI as normal technology*. Knight First Amend. Inst. <https://knightcolumbia.org/content/ai-as-normal-technology>
- Nelson, T. E., & Kinder, D. R. (1996). Issue frames and group-centrism in american public opinion. *Journal of Politics*, 58(4), 1055–1078. <https://doi.org/10.2307/2960149>
- Page, B. I., & Shapiro, R. Y. (1992). *The rational public: Fifty years of trends in Americans’ policy preferences*. University of Chicago Press.
- Parasuraman, R., & Riley, V. (1997). Humans and automation: Use, misuse, disuse, abuse. *Human Factors: The Journal of the Human Factors and Ergonomics Society*, 39(2), 230–253. <https://doi.org/10.1518/001872097778543886>
- Press, D. G., Sagan, S. D., & Valentino, B. A. (2013). Atomic aversion: Experimental evidence on taboos, traditions, and the non-use of nuclear weapons. *American Political Science Review*, 107(1), 188–206. <https://doi.org/10.1017/S0003055412000597>
- Rathbun, B. C., Kertzer, J. D., Reifler, J., Goren, P., & Scotto, T. J. (2016). Taking foreign policy personally: Personal values and foreign policy attitudes. *International Studies Quarterly*, 60(1), 124–137. <https://doi.org/10.1093/isq/sqv012>
- Rees, R. (2025). Ukraine’s ‘drone war’ hastens development of autonomous weapons. *Financial Times*. <https://www.ft.com/content/165272fb-832f-4299-a0d2-1be8efcf5758>
- Rosert, E., & Sauer, F. (2021). How (not) to stop the killer robots: A comparative analysis of humanitarian disarmament campaign strategies. *Contemporary Security Policy*, 42(1), 4–29. <https://doi.org/10.1080/13523260.2020.1771508>
- Russett, B. (1990). Doves, hawks, and U.S. public opinion. *Political Science Quarterly*, 105(4), 515–538. <https://doi.org/10.2307/2150933>
- Scharre, P. (2018). *Army of none: Autonomous weapons and the future of war*. W. W. Norton.
- Sharkey, N. E. (2012). The evitability of autonomous robot warfare. *International Review of the Red Cross*, 94(886), 787–799. <https://doi.org/10.1017/S1816383112000732>
- Skitka, L. J., Mosier, K. L., & Burdick, M. (1999). Does automation bias decision-making? *International Journal of Human-Computer Studies*, 51(5), 991–1006. <https://doi.org/10.1006/ijhc.1999.0252>
- Slovic, P., Finucane, M. L., Peters, E., & MacGregor, D. G. (2007). The affect heuristic. *European Journal of Operational Research*, 177(3), 1333–1352. <https://doi.org/10.1016/j.ejor.2005.04.006>
- Sparrow, R. (2007). Killer robots. *Journal of Applied Philosophy*, 24(1), 62–77. <https://doi.org/10.1111/j.1468-5930.2007.00346.x>
- Sparrow, R. (2016). Robots and respect: Assessing the case against autonomous weapon systems. *Ethics & International Affairs*, 30(1), 93–116. <https://doi.org/10.1017/S0892679415000647>
- Thompson, B. (2026). Anthropic and alignment. *Stratechery*. <https://stratechery.com/2026/anthropic-and-alignment/>

- Vehtari, A., Gelman, A., & Gabry, J. (2017). Practical Bayesian model evaluation using leave-one-out cross-validation and WAIC. *Statistics and Computing*, 27(5), 1413–1432. <https://doi.org/10.1007/s11222-016-9696-4>
- Verdiesen, I., Santoni de Sio, F., & Dignum, V. (2021). Accountability and control over autonomous weapon systems: A framework for comprehensive human oversight. *Minds and Machines*, 31(1), 137–163. <https://doi.org/10.1007/s11023-020-09532-9>
- Walzer, M. (2015). *Just and unjust wars: A moral argument with historical illustrations* (5th ed.). Basic Books. (Original work published 1977)
- Wittkopf, E. R. (1990). *Faces of internationalism: Public opinion and american foreign policy*. Duke University Press.
- Wong, M., & Shroff, L. (2026). What happens if Trump seizes AI companies. *Atlantic*. <https://www.theatlantic.com/technology/2026/04/ai-nationalization-trump-hegseth-anthropic-openai/686943/>
- Zaller, J. R. (1992). *The nature and origins of mass opinion*. Cambridge University Press. <https://doi.org/10.1017/CBO9780511818691>
- Zhang, B., & Dafoe, A. (2019, January 9). *Artificial Intelligence: American attitudes and trends*. Center for the Governance of AI. <https://doi.org/10.2139/ssrn.3312874>
- Zwald, Z., Kennedy, R., & Ozer, A. (2025). The political viability of AI on the battlefield: Examining US public support, trust, and blame dynamics. *Journal of Peace Research*, 62(6), 1750–1764. <https://doi.org/10.1177/00223433241290885>

Supplementary Information

Table of Contents

A Data	29
A.1 Power analysis	29
A.2 Sample and data-quality checks	30
A.3 Data Quality Assurance	30
A.4 Pretesting and Field Procedures	30
B Measures	31
B.1 Questionnaire Translation	31
B.2 Descriptive statistics: Germany	31
B.3 Descriptive statistics: France	33
B.4 Descriptive statistics: UK	35
B.5 Descriptive statistics: Italy	37
B.6 Descriptive statistics: Spain	38
B.7 Descriptive statistics: Finland	40
B.8 Descriptive statistics: USA	42
B.9 Descriptive statistics: Taiwan	44
B.10 Descriptive statistics: China	45
B.11 Summary predictors	47
B.12 Scale reliabilities	47
C Outcome variable Military AI use	48
C.1 Validation of the military AI support scale	48
C.2 Measurement invariance of Military AI use	49
C.3 Predicting missing data	49
D Model results	51
D.1 Main hypotheses H1-H5	52
D.2 RQ2: Principled opposition vs general technology dispositions	53
D.3 RQ3: Compositional vs structural differences	53
D.4 Robustness analysis with reduced sample	54
D.5 Analysis of trust in major powers	55
D.6 Robustness check using the highest-lethality military AI item	57
D.7 Robustness check using two separate dimensions of military AI use	59
Supplementary References	62

A Data

A.1 Power analysis

Before starting the study, we performed power calculations using the `pwr` package in R. These calculations indicate that, with $n = 1,000$ per country, one focal predictor, and eight covariates, the study has 90% power at $\alpha = .05$ to detect an incremental effect size of $f^2 \approx 0.01$ in a standard individual-level regression framework. These calculations provide a useful benchmark for the individual-level associations that are central to our main analyses. They are less directly informative for indicators of cross-national heterogeneity, such as country-level variance components or random slopes, which depend more strongly on the number of countries than on the within-country sample size.

A.2 Sample and data-quality checks

Data were collected using computer-assisted web interviews (CAWI) administered by Ipsos and its subsidiary Ipsos Interactive Services via the Ipsos Online Access Panel. Fieldwork was conducted between January 28, 2026, and March 2, 2026.

The target population comprised the internet-using population aged 18 years and older in each country.

Online access panels consist of pre-recruited individuals for whom key sociodemographic characteristics are known in advance, enabling targeted survey invitations. Upon successful completion of the survey, respondents received compensation in the form of points, allocated based on survey length and complexity.

To ensure sample quality, a quota-based sampling design was implemented to approximate the distribution of the internet-using adult population in each country. Quotas were applied for gender, age, and region (NUTS1), supplemented by a monitoring quota for education. Target distributions were based on official statistics (from Eurostat, United States Census Bureau, National Statistics of the Republic of China (Taiwan) and the United Nations Statistics Division). Given structural limitations of online panels in capturing very old age groups, age quotas were enforced up to 75 years, complemented by an open quota for older respondents.

Despite inherent limitations of online panels, particularly the undercoverage of less internet-affine populations, the realized samples closely matched the target sociodemographic distributions across countries. Minor deviations occurred in China and Taiwan, where quotas were slightly adjusted to ensure timely completion of fieldwork.

A.3 Data Quality Assurance

Data quality was ensured through multiple layers of validation and monitoring. During recruitment, initial verification procedures were conducted to validate respondent identities and exclude individuals exhibiting deceptive or inattentive response behavior. Additional safeguards included double opt-in procedures, geographic validation, detection of anonymous proxy servers, CAPTCHA verification, and duplicate response checks.

During fieldwork, respondent behavior was continuously monitored in real time using automated, self-adjusting algorithms designed to detect and exclude low-quality responses. These procedures included the identification of “speeders”, defined as respondents completing the survey at less than one-third of the median completion time (following ESOMAR standards), and “straightliners”, defined as respondents exhibiting invariant response patterns across grid questions, either in combination with unusually fast completion times or when grids contained reverse-coded items designed to elicit differentiated responses. Detection of such response patterns was fully automated and dynamically calibrated without reliance on fixed benchmarks. In total, 1,388 respondents were excluded based on these criteria.

In addition, three attention checks were embedded throughout the survey instrument: one open-ended item, one concealed within a grid question, and one simple single-choice item. Respondents who failed two of the three checks were excluded from the final dataset. This resulted in the removal of an additional 241 respondents across all countries.

A.4 Pretesting and Field Procedures

A pretest was conducted between January 28 and February 2, 2026, to verify questionnaire programming, filter logic, and overall survey functionality. The pretest confirmed the correct implementation of the instrument, and no modifications were required prior to full field deployment.

All stages of data collection and processing adhered to established quality standards. Ipsos maintains strict panel management guidelines and continuous monitoring procedures following participant recruitment to ensure sustained data quality. To minimize panel conditioning and respondent fatigue, panelists received no more than three to five survey invitations per month on average.

B Measures

In this section, we report all item-level descriptive statistics and the wording of all questions used across all nine countries.

B.1 Questionnaire Translation

The questionnaires were originally developed in German and translated by Ipsos’ in-house translation team, which specializes in survey translation. The source instrument was first translated into English, which then served as the basis for subsequent translations into the respective target languages.

These included country-specific adaptations, such as British English for the United Kingdom and American English for the United States, as well as Simplified Chinese for China and Traditional Chinese for Taiwan.

Following implementation of the translations in the programmed questionnaire, an independent review was conducted by linguists from the Ipsos team who had not been involved in the initial translation process, in order to ensure the accuracy and contextual appropriateness of the final survey instruments.

B.2 Descriptive statistics: Germany

Table 1: Descriptive statistics: Germany.

Variable	Question/Operationalization	M (SD)	n
Support for military AI (6 items)	(1 = “überhaupt nicht angemessen”, 7 = “völlig angemessen”)	4.83 (1.42)	668
	Das Militär setzt KI ein, um Satellitenbilder auszuwerten und feindliche Nachschubrouten zu erkennen.	5.33 (1.61)	795
	KI-Systeme analysieren aktuelle Gefechtsinformationen und empfehlen sichere Evakuierungsrouten.	5.10 (1.62)	768
	Ein KI-System steuert Drohnen, die feindliche Kommunikationsverbindungen gezielt stören.	4.91 (1.76)	764
	KI wird eingesetzt, um mögliche Ziele für künftige Luftangriffe zu identifizieren.	4.92 (1.76)	765
	KI-Systeme unterbreiten während laufender Gefechte Vorschläge für Angriffsoptionen auf Basis von Echtzeitdaten.	4.80 (1.66)	751
	Ein KI-gesteuertes Verteidigungssystem erkennt und zerstört automatisch ohne menschliches Eingreifen feindliche Einheiten auf dem Gefechtsfeld.	4.15 (1.91)	754
	Principled opposition to lethal autonomy (3 items)	(1 = “stimme ganz und gar nicht zu”, 7 = “stimme voll und ganz zu”)	5.79 (1.36)

Continued on next page

Table 1 continued from previous page

Variable	Question/Operationalization	M (SD)	n	
AI benefits (4 items)	Maschinen sollten niemals ohne menschliche Kontrolle über Leben und Tod entscheiden dürfen.	6.17 (1.41)	934	
	Autonome Waffen verstoßen gegen grundlegende ethische Normen.	5.58 (1.69)	842	
	Der Einsatz tödlicher autonomer Waffensysteme ist moralisch nicht vertretbar.	5.65 (1.72)	889	
	(1 = “stimme ganz und gar nicht zu”, 7 = “stimme voll und ganz zu”)	4.25 (1.38)	733	
	KI wird wesentlich zum deutschen Wirtschaftswachstum beitragen.	4.44 (1.61)	858	
	KI wird der deutschen Regierung dabei helfen, effizienter für die Zukunft zu planen und Krisen zu bewältigen.	4.06 (1.71)	852	
	KI hilft Parteien, erfolgreicher mit Wählern zu kommunizieren.	4.14 (1.75)	825	
	KI wird der Menschheit helfen, existenzielle Bedrohungen erfolgreich zu bewältigen.	4.15 (1.67)	843	
AI risks (4 items)	(1 = “stimme ganz und gar nicht zu”, 7 = “stimme voll und ganz zu”)	4.91 (1.22)	798	
	KI wird viele Arbeitsplätze vernichten und zu großer Arbeitslosigkeit führen.	4.49 (1.70)	906	
	Wir riskieren, die Kontrolle über unser Leben zu verlieren, wenn KI immer mehr Entscheidungen übernimmt.	5.05 (1.65)	927	
	KI wird es den Parteien ermöglichen, Wähler erfolgreicher zu manipulieren.	5.11 (1.63)	865	
	Unkontrollierte KI-Entwicklung wird eine existenzielle Bedrohung für die Menschheit darstellen.	5.03 (1.63)	903	
	Hawk–dove orientations (4 items)	(1 = “stimme ganz und gar nicht zu”, 7 = “stimme voll und ganz zu”; last item reverse-coded)	4.02 (1.34)	783
		Krieg ist manchmal notwendig, um die Interessen des eigenen Landes zu schützen.	3.43 (2.06)	904
Deutschland braucht ein starkes Militär, um in der internationalen Politik etwas erreichen zu können.		4.90 (1.78)	894	
Deutschland sollte alles unternehmen, bis hin zum Einsatz militärischer Gewalt, um Angriffe expansionistischer Staaten zu verhindern.		4.60 (1.91)	843	
Der Einsatz militärischer Gewalt ist niemals gerechtfertigt.		5.03 (1.94)	909	
Trust in major powers (3 items)	(1 = “überhaupt nicht”, 7 = “vollständig”)	2.42 (1.41)	912	
	USA	2.61 (1.73)	938	

Continued on next page

Table 1 continued from previous page

Variable	Question/Operationalization	M (SD)	n
	China	2.59 (1.65)	919
	Russland	2.11 (1.72)	935
Confidence in international order (3 items)	(1 = “stimme ganz und gar nicht zu”, 7 = “stimme voll und ganz zu”)	4.91 (1.31)	845
	Internationale Regeln und Zusammenarbeit tragen dazu bei, den Frieden zu sichern.	5.30 (1.56)	931
	Gemeinsame Regeln zwischen Staaten haben weltweit zu mehr Wohlstand beigetragen.	5.20 (1.49)	886
	Die internationale Ordnung ist in der Lage, globale Krisen wirksam zu bewältigen.	4.26 (1.74)	882
Age	(in years)	47.44 (15.89)	1000
Gender	(1 = male)	49.7%	1000
Education	(1 = Master’s degree or higher)	14.2%	1000

B.3 Descriptive statistics: France

Table 2: Descriptive statistics: France.

Variable	Question/Operationalization	M (SD)	n
Support for military AI (6 items)	(1 = “1 —Pas du tout approprié”, 7 = “7 — Tout à fait approprié”)	4.97 (1.31)	567
	Les forces armées utilisent l’ IA pour analyser des images satellites et identifier les voies d’ approvisionnement ennemies.	5.39 (1.42)	734
	Les systèmes d’ IA analysent les informations de combat actuelles et recommandent des itinéraires d’ évacuation sûrs.	5.08 (1.51)	692
	Un système d’ IA contrôle des drones qui perturbent spécifiquement les communications ennemies.	5.06 (1.58)	702
	L’ IA est utilisée pour identifier des cibles potentielles pour de futures frappes aériennes.	5.03 (1.60)	706
	Les systèmes d’ IA font des suggestions d’ options d’ attaque basées sur des données en temps réel pendant les combats en cours.	4.93 (1.49)	680
	Un système de défense contrôlé par l’ IA détecte et détruit automatiquement les unités ennemies sur le champ de bataille sans intervention humaine.	4.42 (1.86)	674
	Principled opposition to lethal autonomy (3 items)	(1 = “1 —Complètement en désaccord”, 7 = “7 —Complètement d’ accord”)	5.57 (1.38)
Les machines ne devraient jamais être autorisées à prendre des décisions concernant la vie et la mort sans contrôle humain.		6.12 (1.46)	904

Continued on next page

Table 2 continued from previous page

Variable	Question/Operationalization	M (SD)	n
AI benefits (4 items)	Les armes autonomes violent les normes éthiques fondamentales.	5.31 (1.66)	736
	L' utilisation de systèmes d' armes autonomes létaux est moralement inacceptable.	5.39 (1.75)	770
	(1 = "1 —Complètement en désaccord", 7 = "7 —Complètement d' accord")	4.25 (1.47)	637
	L' IA stimulera une expansion économique significative en France.	4.29 (1.65)	754
	L' IA aidera les gouvernements à planifier l' avenir et à gérer les crises plus efficacement.	4.12 (1.80)	778
	L' IA aide les partis politiques à communiquer plus efficacement avec les électeurs.	4.24 (1.81)	769
	L' IA aidera l' humanité à faire face plus efficacement aux menaces existentielles.	4.12 (1.83)	802
AI risks (4 items)	(1 = "1 —Complètement en désaccord", 7 = "7 —Complètement d' accord")	5.43 (1.24)	781
	L' IA est susceptible d' entraîner des suppressions d' emplois et un chômage à grande échelle.	5.47 (1.47)	902
	À mesure que l' IA prend de plus en plus le relais dans la prise de décision, nous risquons de perdre le contrôle de nos vies.	5.31 (1.56)	901
	L' IA permettra aux partis politiques de manipuler plus efficacement les électeurs.	5.33 (1.63)	838
	Un développement incontrôlé de l' IA pourrait représenter des menaces existentielles pour l' humanité.	5.65 (1.50)	898
Hawk–dove orientations (4 items)	(1 = "1 —Complètement en désaccord", 7 = "7 —Complètement d' accord"; last item reverse-coded)	4.80 (1.29)	716
	La guerre est parfois nécessaire pour protéger les intérêts de son pays.	4.53 (1.98)	876
	La France a besoin d' une armée forte pour réaliser quoi que ce soit en politique internationale.	5.51 (1.57)	880
	La France devrait faire tout ce qui est en son pouvoir, y compris recourir à la force militaire, pour empêcher les attaques des États expansionnistes.	5.03 (1.69)	807
	Le recours à la force militaire n' est jamais justifié.	4.08 (1.90)	831
	Trust in major powers (3 items)	(1 = "1 —Pas du tout", 7 = "7 —Tout à fait")	2.43 (1.42)
	États-Unis	2.76 (1.79)	917
	Chine	2.51 (1.66)	906
	Russie	2.08 (1.68)	920

Continued on next page

Table 2 continued from previous page

Variable	Question/Operationalization	M (SD)	n
Confidence in international order (3 items)	(1 = “1 —Complètement en désaccord”, 7 = “7 —Complètement d’ accord”)	4.32 (1.48)	774
	Les règles et la coopération internationales contribuent à garantir la paix.	4.68 (1.70)	859
	Les règles communes entre les pays ont contribué à une plus grande prospérité dans le monde entier.	4.54 (1.68)	833
	L’ ordre international est capable de gérer efficacement les crises mondiales.	3.76 (1.71)	828
Age	(in years)	47.30 (16.30)	1000
Gender	(1 = male)	48.9%	1000
Education	(1 = Master’s degree or higher)	11.8%	1000

B.4 Descriptive statistics: UK

Table 3: Descriptive statistics: UK.

Variable	Question/Operationalization	M (SD)	n
Support for military AI (6 items)	(1 = “Not at all appropriate”, 7 = “Completely appropriate”)	4.61 (1.46)	666
	The military uses AI to analyse satellite images and identify enemy supply routes.	5.08 (1.61)	782
	AI systems analyse current combat information and recommend safe evacuation routes.	4.94 (1.62)	779
	An AI system controls drones that specifically disrupt enemy communications.	4.71 (1.68)	788
	AI is used to identify potential targets for future air strikes.	4.67 (1.79)	787
	AI systems make suggestions for attack options based on real-time data during ongoing combat.	4.45 (1.71)	756
	An AI-controlled defence system automatically detects and destroys enemy units on the battlefield without human intervention.	3.89 (1.94)	767
	Principled opposition to lethal autonomy (3 items)	(1 = “Strongly disagree”, 7 = “Strongly agree”)	5.70 (1.26)
Machines should never be allowed to make decisions about life and death without human control.		6.13 (1.37)	934
Autonomous weapons violate fundamental ethical norms.		5.51 (1.50)	793
Using lethal autonomous weapon systems is morally unacceptable.		5.52 (1.63)	847
AI benefits (4 items)	(1 = “Strongly disagree”, 7 = “Strongly agree”)	4.37 (1.43)	677

Continued on next page

Table 3 continued from previous page

Variable	Question/Operationalization	M (SD)	n
AI risks (4 items)	AI will drive significant economic expansion in the United Kingdom.	4.51 (1.58)	796
	AI will help governments to more efficiently plan for the future and manage crises.	4.42 (1.60)	828
	AI helps parties to communicate more successfully with voters.	4.07 (1.72)	789
	AI will help humanity to address existential threats more successfully.	4.24 (1.68)	804
	(1 = “Strongly disagree”, 7 = “Strongly agree”)	5.39 (1.12)	783
	AI is likely to cause widespread job displacement and unemployment.	5.36 (1.40)	911
	As AI increasingly takes over decision-making, we risk losing control over our lives.	5.34 (1.46)	915
	AI will allow parties to manipulate voters more successfully.	5.28 (1.46)	843
	Unchecked AI development could pose existential threats to humanity.	5.60 (1.42)	902
	Hawk–dove orientations (4 items)	(1 = “Strongly disagree”, 7 = “Strongly agree”; last item reverse-coded)	4.94 (1.23)
War is sometimes necessary to protect the interests of one’s own country.		4.77 (1.79)	880
The United Kingdom needs a strong military in order to achieve anything in international politics.		5.27 (1.54)	887
The United Kingdom should do everything in its power, including the use of military force, to prevent attacks by expansionist states.		5.35 (1.43)	863
The use of military force is never justified.		3.66 (1.87)	878
Trust in major powers (3 items)	(1 = “Not at all”, 7 = “Completely”)	2.52 (1.35)	916
	USA	2.92 (1.82)	942
	China	2.67 (1.64)	920
	Russia	1.95 (1.54)	944
Confidence in international order (3 items)	(1 = “Strongly disagree”, 7 = “Strongly agree”)	4.87 (1.31)	790
	International rules and cooperation help to secure peace.	5.20 (1.52)	916
	Common rules between countries have contributed to greater prosperity worldwide.	5.05 (1.46)	860
	The international order is capable of effectively managing global crises.	4.31 (1.64)	823
Age	(in years)	45.61 (16.16)	1000
Gender	(1 = male)	49.4%	1000
Education	(1 = Master’s degree or higher)	14.9%	1000

B.5 Descriptive statistics: Italy

Table 4: Descriptive statistics: Italy.

Variable	Question/Operationalization	M (SD)	n
Support for military AI (6 items)	(1 = “Per niente appropriato”, 7 = “Completamente appropriato”)	5.00 (1.31)	647
	L’IA viene utilizzata dalle forze armate per analizzare immagini satellitari e identificare le rotte di approvvigionamento del nemico.	5.19 (1.48)	788
	I sistemi basati sull’IA analizzano le informazioni di combattimento e raccomandano percorsi di evacuazione sicuri.	5.10 (1.47)	783
	Un sistema basato sull’IA controlla droni col compito specifico di interrompere le comunicazioni del nemico.	5.14 (1.46)	773
	L’IA viene utilizzata per identificare target potenziali per futuri attacchi aerei.	5.04 (1.61)	756
	I sistemi basati sull’IA suggeriscono obiettivi da attaccare in base a dati in tempo reale durante scontri in corso.	4.93 (1.56)	744
	Un sistema di difesa controllato dall’IA rileva e distrugge automaticamente unità nemiche sul campo di battaglia senza intervento umano.	4.65 (1.67)	747
	Principled opposition to lethal autonomy (3 items)	(1 = “Completamente in disaccordo”, 7 = “Completamente d’ accordo”)	5.82 (1.26)
Alle macchine non dovrebbe mai essere consentito di prendere decisioni su vita o morte senza il controllo umano.		6.14 (1.29)	940
Le armi autonome violano principi etici fondamentali.		5.64 (1.53)	865
Utilizzare sistemi d’arma autonomi letali è moralmente inaccettabile.		5.73 (1.54)	893
AI benefits (4 items)	(1 = “Completamente in disaccordo”, 7 = “Completamente d’ accordo”)	4.45 (1.43)	714
	L’IA genererà una notevole espansione economica in Italia.	4.45 (1.63)	836
	L’IA aiuterà i governi a pianificare per il futuro e a gestire le crisi in modo più efficiente.	4.43 (1.71)	831
	L’IA aiuta i partiti a comunicare meglio con gli elettori.	4.15 (1.82)	820
	L’IA aiuterà l’umanità ad affrontare con più successo minacce alla sopravvivenza.	4.50 (1.65)	838
AI risks (4 items)	(1 = “Completamente in disaccordo”, 7 = “Completamente d’ accordo”)	4.99 (1.34)	771
	L’IA probabilmente causerà perdite di posti di lavoro e disoccupazione su vasta scala.	5.10 (1.55)	897

Continued on next page

Table 4 continued from previous page

Variable	Question/Operationalization	M (SD)	n
	Con l'aumento dell'uso dell'IA per prendere decisioni, rischiamo di perdere il controllo delle nostre vite.	5.12 (1.56)	904
	L'IA consentirà ai partiti di manipolare gli elettori con maggiore successo.	4.91 (1.74)	848
	Lo sviluppo incontrollato dell'IA porrebbe minacce alla sopravvivenza umana.	4.85 (1.72)	872
Hawk–dove orientations (4 items)	(1 = “Completamente in disaccordo”, 7 = “Completamente d' accordo”; last item reverse-coded)	3.72 (1.43)	800
	A volte la guerra è necessaria per proteggere gli interessi del proprio Paese.	3.60 (2.07)	902
	L'Italia ha bisogno di forze armate potenti per ottenere qualsiasi cosa nella politica internazionale.	3.87 (2.01)	869
	L'Italia dovrebbe fare tutto ciò che può, compreso utilizzare forza militare, per prevenire attacchi da parte di Paesi espansionistici.	4.50 (1.90)	869
	L'uso della forza militare non è mai giustificato.	5.22 (1.84)	917
Trust in major powers (3 items)	(1 = “Per nulla”, 7 = “Completamente”)	2.91 (1.57)	898
	Stati Uniti	3.01 (1.88)	925
	Cina	3.14 (1.82)	914
	Russia	2.62 (1.94)	922
Confidence in international order (3 items)	(1 = “Completamente in disaccordo”, 7 = “Completamente d' accordo”)	4.79 (1.33)	857
	Le regole e la cooperazione internazionale aiutano ad assicurare la pace.	5.15 (1.58)	925
	Regole comuni tra Paesi hanno contribuito a una maggiore prosperità in tutto il mondo.	5.08 (1.49)	904
	L'ordine internazionale è in grado di gestire efficacemente le crisi globali.	4.09 (1.74)	881
Age	(in years)	48.43 (15.66)	1000
Gender	(1 = male)	49.7%	1000
Education	(1 = Master's degree or higher)	15.3%	1000

B.6 Descriptive statistics: Spain

Table 5: Descriptive statistics: Spain.

Variable	Question/Operationalization	M (SD)	n
Support for military AI (6 items)	(1 = “Nada adecuado”, 7 = “Completamente adecuado”)	5.15 (1.21)	694

Continued on next page

Table 5 continued from previous page

Variable	Question/Operationalization	M (SD)	n
	El ejército utiliza la IA para analizar imágenes por satélite e identificar las rutas de abastecimiento del enemigo.	5.30 (1.42)	822
	Los sistemas de IA analizan la información actual sobre el combate y recomiendan rutas de evacuación seguras.	5.20 (1.41)	813
	Un sistema de inteligencia artificial controla drones que interfieren específicamente las comunicaciones enemigas.	5.21 (1.45)	825
	La IA se utiliza para identificar posibles objetivos para futuros ataques aéreos.	5.22 (1.45)	814
	Los sistemas de IA sugieren opciones de ataque basadas en datos en tiempo real durante el combate.	5.12 (1.48)	793
	Un sistema de defensa controlado por IA detecta y destruye automáticamente las unidades enemigas en el campo de batalla sin intervención humana.	4.87 (1.65)	796
Principled opposition to lethal autonomy (3 items)	(1 = “Totalmente en desacuerdo”, 7 = “Totalmente de acuerdo”)	5.77 (1.20)	832
	Nunca se debe permitir que las máquinas tomen decisiones sobre la vida y la muerte sin control humano.	6.09 (1.31)	961
	Las armas autónomas violan las normas éticas fundamentales.	5.58 (1.48)	859
	El uso de sistemas de armas autónomas letales es moralmente inaceptable.	5.71 (1.49)	900
AI benefits (4 items)	(1 = “Totalmente en desacuerdo”, 7 = “Totalmente de acuerdo”)	4.69 (1.38)	773
	La IA impulsará una importante expansión económica en España.	4.76 (1.58)	872
	La IA ayudará a los gobiernos a planificar el futuro y gestionar las crisis de manera más eficiente.	4.67 (1.59)	883
	La IA ayuda a los partidos a comunicarse mejor con los votantes.	4.46 (1.78)	868
	La IA ayudará a la humanidad a abordar las amenazas existenciales con mayor éxito.	4.73 (1.63)	875
AI risks (4 items)	(1 = “Totalmente en desacuerdo”, 7 = “Totalmente de acuerdo”)	5.28 (1.15)	825
	Es probable que la IA provoque un desplazamiento generalizado de puestos de trabajo y desempleo.	5.34 (1.41)	944
	A medida que la IA adquiere cada vez más protagonismo en la toma de decisiones, corremos el riesgo de perder el control sobre nuestras vidas.	5.19 (1.49)	945

Continued on next page

Table 5 continued from previous page

Variable	Question/Operationalization	M (SD)	n
	La IA permitirá a los partidos manipular a los votantes con mayor éxito.	5.24 (1.60)	869
	El desarrollo descontrolado de la IA podría suponer una amenaza existencial para la humanidad.	5.40 (1.50)	944
Hawk–dove orientations (4 items)	(1 = “Totalmente en desacuerdo”, 7 = “Totalmente de acuerdo”; last item reverse-coded)	4.27 (1.31)	803
	A veces la guerra es necesaria para proteger los intereses del propio país.	4.15 (2.08)	910
	España necesita un ejército fuerte para lograr algo en la política internacional.	4.92 (1.80)	909
	España debería hacer todo lo que esté en su mano, incluido el uso de la fuerza militar, para impedir los ataques de los Estados expansionistas.	4.88 (1.74)	880
	El uso de la fuerza militar nunca está justificado.	4.93 (1.88)	921
Trust in major powers (3 items)	(1 = “Nada en absoluto”, 7 = “Completamente”)	3.06 (1.59)	900
	Estados Unidos	3.07 (2.00)	934
	China	3.59 (1.89)	917
	Rusia	2.59 (1.86)	933
Confidence in international order (3 items)	(1 = “Totalmente en desacuerdo”, 7 = “Totalmente de acuerdo”)	4.87 (1.35)	887
	Las normas internacionales y la cooperación contribuyen a garantizar la paz.	5.07 (1.60)	950
	La existencia de normas comunes entre los países ha contribuido a una mayor prosperidad en todo el mundo.	5.11 (1.52)	933
	El orden internacional es capaz de gestionar eficazmente las crisis mundiales.	4.40 (1.69)	910
Age	(in years)	46.74 (15.37)	1000
Gender	(1 = male)	49.6%	1000
Education	(1 = Master’s degree or higher)	31.9%	1000

B.7 Descriptive statistics: Finland

Table 6: Descriptive statistics: Finland.

Variable	Question/Operationalization	M (SD)	n
Support for military AI (6 items)	(1 = “Ei lainkaan asianmukaista”, 7 = “Täysin asianmukaista”)	4.79 (1.36)	756

Continued on next page

Table 6 continued from previous page

Variable	Question/Operationalization	M (SD)	n
	Tekoölyn sotilaallinen käyttö satelliittikuvien analysointiin ja vihollisten toimitusreittien tunnistamiseen.	5.04 (1.55)	878
	Tekoölyjärjestelmällä analysoidaan ajankohtaista taistelutietoa ja suositellaan turvallisia evakuointireittejä.	5.02 (1.55)	867
	Tekoölyjärjestelmällä ohjataan lennokkeja, joilla häiritään erityisesti vihollisten viestintää.	4.98 (1.62)	867
	Tekoölyä käytetään mahdollisten tulevien ilmaiskukohteiden tunnistamiseen.	4.93 (1.57)	855
	Tekoölyjärjestelmät ehdottavat hyökkäysvaihtoehtoja meneillään olevan taistelun aikana reaaliaikaisen datan perusteella.	4.58 (1.65)	838
	Tekoölyn ohjaama puolustusjärjestelmä havaitsee ja tuhoaa automaattisesti taistelukentällä olevat vihollisyksiköt ilman ihmisten väliintuloa.	4.22 (1.78)	846
Principled opposition to lethal autonomy (3 items)	(1 = "Täysin eri mieltä", 7 = "Täysin samaa mieltä")	5.57 (1.29)	827
	Koneiden ei pitäisi koskaan antaa tehdä päätöksiä elämästä ja kuolemasta ilman ihmisten valvontaa.	6.12 (1.33)	958
	Autonomiset aseet rikkovat perustavanlaatuisia eettisiä perusnormeja.	5.25 (1.59)	849
	Tappavien autonomisten asejärjestelmien käyttö ei ole moraalisesti hyväksyttävää.	5.43 (1.58)	885
AI benefits (4 items)	(1 = "Täysin eri mieltä", 7 = "Täysin samaa mieltä")	4.11 (1.36)	741
	Tekoöly edistää merkittävää talouskasvua maassa Suomessa.	4.22 (1.57)	874
	Tekoöly auttaa hallituksia suunnittelemaan tehokkaammin tulevaisuutta ja hallitsemaan kriisejä.	4.08 (1.58)	875
	Tekoöly auttaa puolueita kommunikoimaan menestyksekkäämmin äänestäjien kanssa.	3.93 (1.62)	853
	Tekoöly auttaa ihmiskuntaa vastaamaan eksistentiaalisiin uhkiin menestyksekkäämmin.	4.13 (1.58)	838
AI risks (4 items)	(1 = "Täysin eri mieltä", 7 = "Täysin samaa mieltä")	5.07 (1.17)	809
	Tekoöly aiheuttaa todennäköisesti laajamittaisesti työpaikkojen menetyksiä ja työttömyyttä.	4.94 (1.51)	923
	Koska tekoöly ottaa enenevässä määrin vastuuta päätöksenteosta, olemme vaarassa menettää elämämme hallinnan.	4.74 (1.62)	926
	Tekoölyn avulla puolueet voivat manipuloida äänestäjiä menestyksekkäämmin.	5.08 (1.48)	885

Continued on next page

Table 6 continued from previous page

Variable	Question/Operationalization	M (SD)	n
	Valvomaton tekoälyn kehitys voi aiheuttaa ek-	5.54 (1.44)	925
	sistentiaalisia uhkia ihmiskunnalle.		
Hawk–dove orientations (4 items)	(1 = “Täysin eri mieltä”, 7 = “Täysin samaa mieltä”; last item reverse-coded)	4.81 (1.20)	820
	Sota on toisinaan tarpeen oman maan etujen suojelemiseksi.	4.38 (1.93)	890
	Suomi tarvitsee vahvat puolustusvoimat, jotta se voi saavuttaa jotakin kansainvälisessä politiikassa.	5.36 (1.57)	919
	Suomen tulee tehdä voitavansa, mukaan lukien käyttää sotilaallista voimaa, estääkseen laajentumaan pyrkivien valtioiden hyökkäykset.	5.55 (1.44)	905
	Sotilaallisen voiman käyttö ei ole koskaan oikeutettua.	4.11 (2.01)	910
Trust in major powers (3 items)	(1 = “En lainkaan”, 7 = “Täysin”)	2.50 (1.25)	936
	Yhdysvallat	2.92 (1.66)	951
	Kiina	2.80 (1.53)	945
	Venäjä	1.79 (1.42)	958
Confidence in international order (3 items)	(1 = “Täysin eri mieltä”, 7 = “Täysin samaa mieltä”)	5.13 (1.25)	895
	Kansainväliset säännöt ja yhteistyö auttavat turvaamaan rauhan.	5.17 (1.47)	945
	Yhteiset säännöt maiden välillä ovat osaltaan lisänneet hyvinvointia maailmanlaajuisesti.	5.19 (1.39)	921
	Kansainvälisen järjestyksen avulla pystytään hallitsemaan tehokkaasti globaaleja kriisejä.	4.99 (1.42)	919
Age	(in years)	46.64 (16.57)	1000
Gender	(1 = male)	49.8%	1000
Education	(1 = Master’s degree or higher)	15.2%	1000

B.8 Descriptive statistics: USA

Table 7: Descriptive statistics: USA.

Variable	Question/Operationalization	M (SD)	n
Support for military AI (6 items)	(1 = “Not at all appropriate”, 7 = “Completely appropriate”)	4.88 (1.43)	689
	The military uses AI to analyze satellite images and identify enemy supply routes.	5.22 (1.58)	802
	AI systems analyze current combat information and recommend safe evacuation routes.	5.15 (1.59)	803
	An AI system controls drones that specifically disrupt enemy communications.	4.99 (1.71)	792

Continued on next page

Table 7 continued from previous page

Variable	Question/Operationalization	M (SD)	n
	AI is used to identify potential targets for future air strikes.	4.85 (1.77)	789
	AI systems make suggestions for attack options based on real-time data during ongoing combat.	4.83 (1.73)	779
	An AI-controlled defense system automatically detects and destroys enemy units on the battlefield without human intervention.	4.31 (1.97)	779
Principled opposition to lethal autonomy (3 items)	(1 = “Strongly disagree”, 7 = “Strongly agree”)	5.44 (1.37)	777
	Machines should never be allowed to make decisions about life and death without human control.	6.05 (1.39)	928
	Autonomous weapons violate fundamental ethical norms.	5.16 (1.72)	813
	Using lethal autonomous weapon systems is morally unacceptable.	5.15 (1.80)	826
AI benefits (4 items)	(1 = “Strongly disagree”, 7 = “Strongly agree”)	4.55 (1.49)	698
	AI will drive significant economic expansion in the United States.	4.68 (1.70)	822
	AI will help governments to more efficiently plan for the future and manage crises.	4.45 (1.77)	830
	AI helps parties to communicate more successfully with voters.	4.25 (1.88)	795
	AI will help humanity to address existential threats more successfully.	4.44 (1.72)	820
AI risks (4 items)	(1 = “Strongly disagree”, 7 = “Strongly agree”)	5.30 (1.30)	769
	AI is likely to cause widespread job displacement and unemployment.	5.23 (1.61)	913
	As AI increasingly takes over decision-making, we risk losing control over our lives.	5.27 (1.62)	907
	AI will allow parties to manipulate voters more successfully.	5.16 (1.67)	822
	Unchecked AI development could pose existential threats to humanity.	5.59 (1.53)	894
Hawk–dove orientations (4 items)	(1 = “Strongly disagree”, 7 = “Strongly agree”; last item reverse-coded)	4.89 (1.26)	781
	War is sometimes necessary to protect the interests of one’s own country.	5.04 (1.74)	900
	The United States needs a strong military in order to achieve anything in international politics.	5.17 (1.69)	893
	The United States should do everything in its power, including the use of military force, to prevent attacks by expansionist states.	5.01 (1.68)	836
	The use of military force is never justified.	3.70 (2.01)	881

Continued on next page

Table 7 continued from previous page

Variable	Question/Operationalization	M (SD)	n
Trust in major powers (3 items)	(1 = “Not at all”, 7 = “Completely”)	3.35 (1.46)	888
	USA	4.64 (1.97)	927
	China	2.90 (1.84)	907
	Russia	2.51 (1.82)	909
Confidence in international order (3 items)	(1 = “Strongly disagree”, 7 = “Strongly agree”)	5.09 (1.27)	797
	International rules and cooperation help to secure peace.	5.38 (1.45)	901
	Common rules between countries have contributed to greater prosperity worldwide.	5.31 (1.40)	868
	The international order is capable of effectively managing global crises.	4.58 (1.69)	825
Age	(in years)	45.53 (16.43)	1000
Gender	(1 = male)	49.6%	1000
Education	(1 = Master’s degree or higher)	12.7%	1000

B.9 Descriptive statistics: Taiwan

Table 8: Descriptive statistics: Taiwan.

Variable	Question/Operationalization	M (SD)	n
Support for military AI (6 items)	(1 = “一點都不適合”, 7 = “完全適合”)	5.30 (1.02)	857
	軍方使用 AI 分析衛星影像, ㊦找出敵人補給路㊦。	5.40 (1.25)	915
	AI 系統分析當下的戰鬥資訊, ㊦建議安全的疏散路㊦。	5.33 (1.23)	909
	AI 系統控制專門干擾敵人通訊的無人機。	5.36 (1.26)	907
	使用 AI 找出未來空襲的㊦在目標。	5.38 (1.25)	904
	AI 系統會根據持續戰鬥期間的即時資料, 提供攻擊選項建議。	5.28 (1.25)	908
	AI 控制的防㊦系統在㊦有人㊦介入的情㊦下, 自動偵測㊦摧㊦戰場上的敵人單位。	5.06 (1.37)	902
	(1 = “非常不同意”, 7 = “非常同意”)	5.37 (1.16)	876
Principled opposition to lethal autonomy (3 items)	若無人類控制, ㊦不可讓機器做出有關生殺大權的㊦策。	5.71 (1.36)	950
	自主性武器違反基本道德規範。	5.10 (1.46)	890
	使用致命性自主武器系統在道德上是不可接受的。	5.36 (1.45)	915
AI benefits (4 items)	(1 = “非常不同意”, 7 = “非常同意”)	5.00 (1.08)	861
	AI 將促使台灣經濟大幅成長。	5.23 (1.34)	939

Continued on next page

Table 8 continued from previous page

Variable	Question/Operationalization	M (SD)	n
AI risks (4 items)	AI 將幫助政府更高效地規劃未來和進行危機管理。	5.05 (1.31)	934
	AI 能幫助政黨更有效地對選民溝通。	4.64 (1.52)	893
	AI 將幫助人類更有效地應對生存威脅。	5.03 (1.34)	930
	(1 = “非常不同意”, 7 = “非常同意”)	5.12 (1.02)	871
	AI 可能會造成大量的工作被取代和失業問題。	5.29 (1.31)	957
	隨著 AI 逐漸主導決策過程, 我們可能面對失去對生活的控制的風險。	5.11 (1.30)	943
	AI 將使政黨更有能力操控選民。	4.81 (1.57)	904
	未受控制的 AI 發展, 可能對人類的生存構成威脅。	5.33 (1.36)	947
Hawk-dove orientations (4 items)	(1 = “非常不同意”, 7 = “非常同意”; last item reverse-coded)	4.30 (1.06)	860
	為了保護自身國家的利益, 有時候戰鬥是必要的。	4.39 (1.91)	928
	台灣需要大的軍隊, 才能在國際政治上成就任何功績。	4.90 (1.65)	935
	台灣應盡其一切所能, 包括運用軍事力量, 以避免遭到擴張主義國家攻擊。	5.31 (1.55)	936
	軍事力量的使用不能被合理化。	5.48 (1.38)	926
Trust in major powers (3 items)	(1 = “完全不信任”, 7 = “完全信任”)	3.19 (1.32)	922
	美國	4.02 (1.76)	953
	中國	2.85 (1.87)	952
	俄羅斯	2.70 (1.72)	933
Confidence in international order (3 items)	(1 = “非常不同意”, 7 = “非常同意”)	5.14 (1.18)	926
	國際規則與合作有助於確保和平。	5.25 (1.35)	957
	國家/地區之間共同規則對於增進全世界繁榮已有所貢獻。	5.16 (1.27)	946
	國際秩序能有效管理全球危機。	4.99 (1.47)	951
Age	(in years)	43.30 (15.22)	1000
Gender	(1 = male)	49.0%	1000
Education	(1 = Master’s degree or higher)	14.1%	1000

B.10 Descriptive statistics: China

Table 9: Descriptive statistics: China.

Variable	Question/Operationalization	M (SD)	n
Support for military AI (6 items)	(1 = “完全不恰当”, 7 = “极为恰当”)	5.39 (0.90)	827
	军方利用 AI 分析卫星图像并确定敌方补给路线。	5.50 (1.16)	918

Continued on next page

Table 9 continued from previous page

Variable	Question/Operationalization	M (SD)	n
	AI 系统分析当前战斗信息并推荐安全疏散路线。	5.47 (1.15)	926
	AI 系统控制无人机专门中断敌方通信。	5.52 (1.16)	914
	AI 用于确定未来空袭的潜在目标。	5.41 (1.25)	902
	AI 系统根据持续战斗期间的实时数据提出攻击方案建议。	5.40 (1.20)	909
	AI 控制的防御系统自动检测并摧毁战场上的敌方单位，而无需人为干预。	4.98 (1.43)	903
Principled opposition to lethal autonomy (3 items)	(1 = “强烈反对”, 7 = “强烈赞同”)	5.08 (1.29)	880
	决不能让机器在没有人力控制的情况下判定他人生死。	5.49 (1.49)	953
	自主武器违反基本道德规范。	4.80 (1.59)	909
	使用致命的自主武器系统在道义上是不可接受的。	4.98 (1.58)	914
AI benefits (4 items)	(1 = “强烈反对”, 7 = “强烈赞同”)	5.24 (0.97)	865
	人工智能将促使中国的经济大幅扩张。	5.36 (1.27)	938
	人工智能将帮助政府更高效地规划未来和进行危机管理。	5.39 (1.26)	940
	人工智能将帮助政党更有效地与选民进行沟通。	5.04 (1.39)	905
	人工智能将帮助人类更有效地应对生存威胁。	5.14 (1.37)	933
AI risks (4 items)	(1 = “强烈反对”, 7 = “强烈赞同”)	4.56 (1.24)	864
	人工智能可能会造成大量的工作被取代和失业问题。	4.67 (1.65)	957
	随着人工智能逐渐主导决策过程，我们可能会失去对生活的掌控。	4.20 (1.72)	938
	人工智能将使政党更有能力操控选民。	4.55 (1.67)	897
	不受控制的人工智能发展可能会对人类的生存构成威胁。	4.89 (1.67)	945
Hawk–dove orientations (4 items)	(1 = “强烈反对”, 7 = “强烈赞同”; last item reverse-coded)	5.27 (0.98)	908
	为了保护自己国家的利益，战争有时是必要的。	5.54 (1.37)	949
	中国需要一支强大的军队才能在国际政治事务中取得任何成就。	5.72 (1.34)	956
	中国应尽一切努力，包括使用军事力量，以防止扩张主义国家的攻击。	5.84 (1.26)	958
	使用武力是没有道理的。	4.00 (1.84)	941
Trust in major powers (3 items)	(1 = “根本不相信”, 7 = “完全相信”)	4.63 (0.89)	948
	美国	3.22 (1.91)	965
	中国	6.17 (1.10)	975
	俄罗斯	4.48 (1.47)	951
Confidence in international order (3 items)	(1 = “强烈反对”, 7 = “强烈赞同”)	5.66 (0.98)	943
	国际规则与合作有助于确保和平。	5.81 (1.13)	968

Continued on next page

Table 9 continued from previous page

Variable	Question/Operationalization	M (SD)	n
	各个国家/地区之间的共同规则促进了全世界的更大繁荣。	5.73 (1.15)	963
	国际秩序能够有效地管理全球危机。	5.44 (1.29)	951
Age	(in years)	45.20 (15.43)	1000
Gender	(1 = male)	49.2%	1000
Education	(1 = Master's degree or higher)	6.4%	1000

B.11 Summary predictors

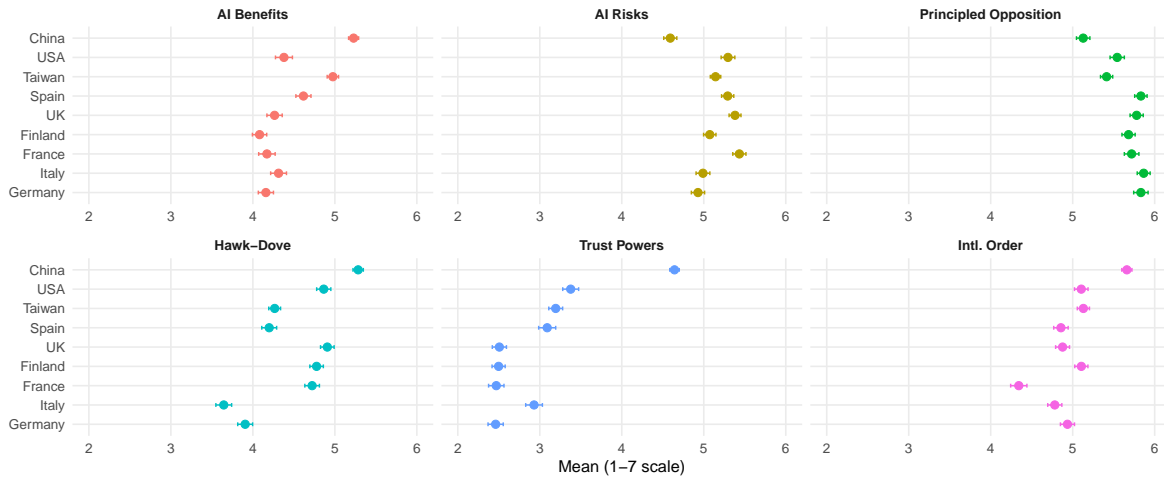


Figure 6: Country-level means and 95% confidence intervals for all predictor indices. Means are computed on all available item responses prior to imputation; respondents contributed to an index if they answered at least one constituent item.

B.12 Scale reliabilities

Country	Mil. AI support	Princ. opposition	AI benefits	AI risks	Hawk-dove	Trust powers	Intl. order
Germany	0.90	0.80	0.84	0.74	0.65	0.77	0.76
France	0.90	0.80	0.85	0.82	0.70	0.78	0.84
UK	0.91	0.78	0.88	0.78	0.72	0.73	0.81
Italy	0.92	0.82	0.86	0.81	0.72	0.78	0.78
Spain	0.90	0.79	0.86	0.78	0.66	0.78	0.80
Finland	0.91	0.81	0.87	0.78	0.62	0.75	0.85
USA	0.90	0.77	0.88	0.81	0.69	0.68	0.78
Taiwan	0.90	0.74	0.80	0.71	0.58	0.58	0.83
China	0.82	0.77	0.71	0.73	0.58	0.30	0.76
Overall	0.90	0.79	0.86	0.78	0.69	0.70	0.81

Table 10: Cronbach's α by country and scale.

C Outcome variable Military AI use

C.1 Validation of the military AI support scale

We assessed the dimensional structure of the six military AI support items using confirmatory factor analysis (CFA) with a robust maximum likelihood estimator (MLR) and full information maximum likelihood (FIML) to handle missing data ($N = 7,903$; people who answered at least one of the six items). Based on the item content, which distinguishes non-lethal applications (items 1–3: satellite image analysis, evacuation routing, communications disruption) from lethal applications (items 4–6: target identification, attack suggestions, autonomous destruction), we compared a one-factor model against a two-factor model separating non-lethal and lethal support.

Internal consistency pooled across all nine countries for the overall six-item scale was good ($\alpha = .90$). The two subscales also showed satisfactory reliability (non-lethal: $\alpha = .85$; lethal: $\alpha = .82$). Country-specific reliability estimates are reported in Table 10.

Both models showed acceptable fit. The one-factor model yielded $CFI = .982$, $TLI = .970$, $RMSEA = .083$, $SRMR = .021$, $\chi^2(9, N = 7,903) = 226.73$, $p < .001$. The two-factor model provided a marginally better fit: $CFI = .987$, $TLI = .975$, $RMSEA = .076$, $SRMR = .018$, $\chi^2(8, N = 7,903) = 171.45$, $p < .001$. A Satorra–Bentler scaled difference test confirmed that the two-factor model fit significantly better ($\Delta\chi^2 = 52.18$, $\Delta df = 1$, $p < .001$). Although the chi-square tests are significant for both models, this is expected given the large sample size. Table 11 presents the standardized factor loadings for both solutions.

Item Wording	1-Factor (λ)	Non-lethal (λ)	Lethal (λ)
The military uses AI to analyse satellite images and identify enemy supply routes.	0.816	0.828	
AI systems analyse current combat information and recommend safe evacuation routes.	0.769	0.778	
An AI system controls drones that specifically disrupt enemy communications.	0.806	0.811	
AI is used to identify potential targets for future air strikes.	0.817		0.828
AI systems make suggestions for attack options based on real-time data during ongoing combat.	0.816		0.828
An AI-controlled defence system automatically detects and destroys enemy units on the battlefield without human intervention.	0.662		0.673

Table 11: Standardized factor loadings from confirmatory factor analyses of the military AI support scale. The one-factor model treats all six items as a single latent construct; the two-factor model distinguishes non-lethal (items 1–3) from lethal (items 4–6) applications.

However, the two subscales were very highly correlated at the observed level (mean non-lethal support and mean lethal support: $r = .77$, 95% CI [.76, .78], $p < .001$), and the latent factor correlation was .96, indicating that the two dimensions are closely related and empirically difficult to separate. Given this high correlation and the finding that metric measurement invariance holds across all nine countries (see Section C.2), we use the mean of all six items as a single support-for-military-AI index for our main models, as preregistered.

C.2 Measurement invariance of Military AI use

To assess whether the military AI support scale functions equivalently across the nine countries, we conducted a series of multigroup confirmatory factor analyses with increasingly restrictive equality constraints, using MLR estimation and FIML for missing data. We tested both the one-factor model and the two-factor model (non-lethal vs. lethal) at four levels of invariance: configural (same factor structure), metric (equal factor loadings), scalar (equal loadings and intercepts), and strict (equal loadings, intercepts, and residual variances). We used the change in robust CFI (ΔCFI) as the primary criterion, following Chen, 2007, where a decrease larger than .010 indicates a meaningful decline in fit.

Table 12 presents the fit indices for each level of invariance for both factor solutions.

Model	Level	CFI	TLI	RMSEA	SRMR	ΔCFI	ΔRMSEA
One-factor	Configural	.982	.970	.083	.022	—	—
	Metric	.980	.978	.071	.037	-.002	-.012
	Scalar	.965	.971	.081	.049	-.015	+.011
	Strict	.940	.961	.094	.061	-.025	+.012
Two-factor	Configural	.987	.976	.073	.020	—	—
	Metric	.986	.982	.064	.032	-.001	-.010
	Scalar	.977	.977	.072	.040	-.009	+.008
	Strict	.958	.969	.083	.051	-.018	+.011

Table 12: Fit indices for measurement invariance tests of the military AI support scale across nine countries.

For both factor solutions, metric invariance was supported ($\Delta\text{CFI} = -.002$ for the one-factor model; $\Delta\text{CFI} = -.001$ for the two-factor model), indicating that the factor loadings are equivalent across countries. This level of invariance is sufficient for comparing regression coefficients across groups, as it ensures that the latent construct is measured on the same scale in each country Chen, 2007.

Scalar invariance was not achieved for the one-factor model ($\Delta\text{CFI} = -.015$). For the two-factor model, the decline was borderline but remained just within the conventional threshold ($\Delta\text{CFI} = -.009$), suggesting approximate scalar invariance. This means that direct comparisons of latent means across countries should be interpreted with some caution, as observed score differences may partly reflect measurement artifacts rather than true differences in the underlying construct. For the present study, this limitation is of minor concern, as our main analyses focus on within-country associations (regression coefficients) rather than cross-national mean comparisons. The descriptive country-level means should therefore be treated as approximate.

C.3 Predicting missing data

As an additional analysis, we estimated a binary logistic Bayesian regression model with varying intercepts for countries (Figure 8), testing which variables potentially explain complete missingness (none of the six items on military use of AI were answered). Rates of complete missingness varied across countries (Figure 7). Respondents could select "cannot assess" or simply not respond to an item. In all countries, complete missingness is primarily driven by "cannot assess" responses rather than item non-response. Outright non-response was low and similar across countries (1.3%–2.9%), whereas "cannot assess" rates varied widely, from 6.6% in China and 7.2% in Taiwan to 28.5% in France. The non-responses we observed, therefore, do not appear to reflect unwillingness to express

an opinion, but rather suggest that respondents have not yet formed strong views on the military use of AI.

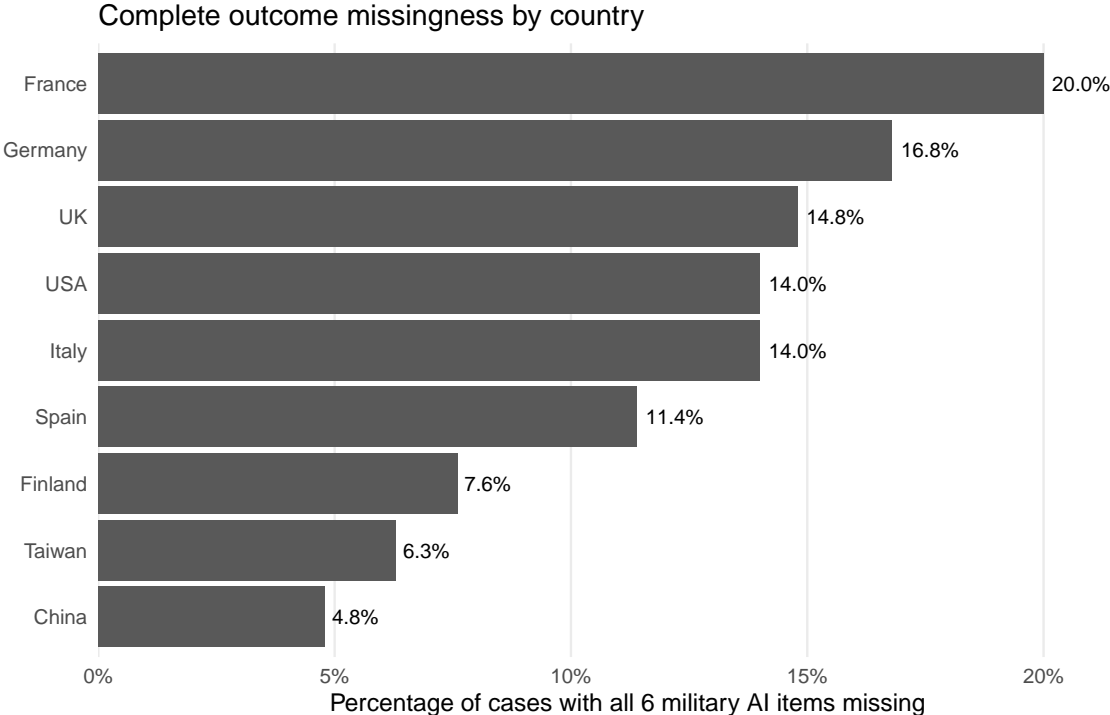


Figure 7: Complete outcome missingness by country. Bars represent the percentage of respondents with missing responses on all six military AI items. Countries are ordered by missingness rate.

The analysis with complete missingness as the outcome shows several predictors of who fails to give a substantive answer to any of the six military AI items (Figure 8). Older respondents, women, and those with lower education are each independently more likely to fall in this group. Stronger principled opposition to lethal autonomy is also associated with higher complete missingness, as are lower perceived benefits of AI in general and lower trust in major powers. Given that this missingness is driven predominantly by "cannot assess" rather than outright non-response, these results suggest that a specific demographic and attitudinal profile is associated with respondents who do not yet feel able to take a position on the military use of AI.

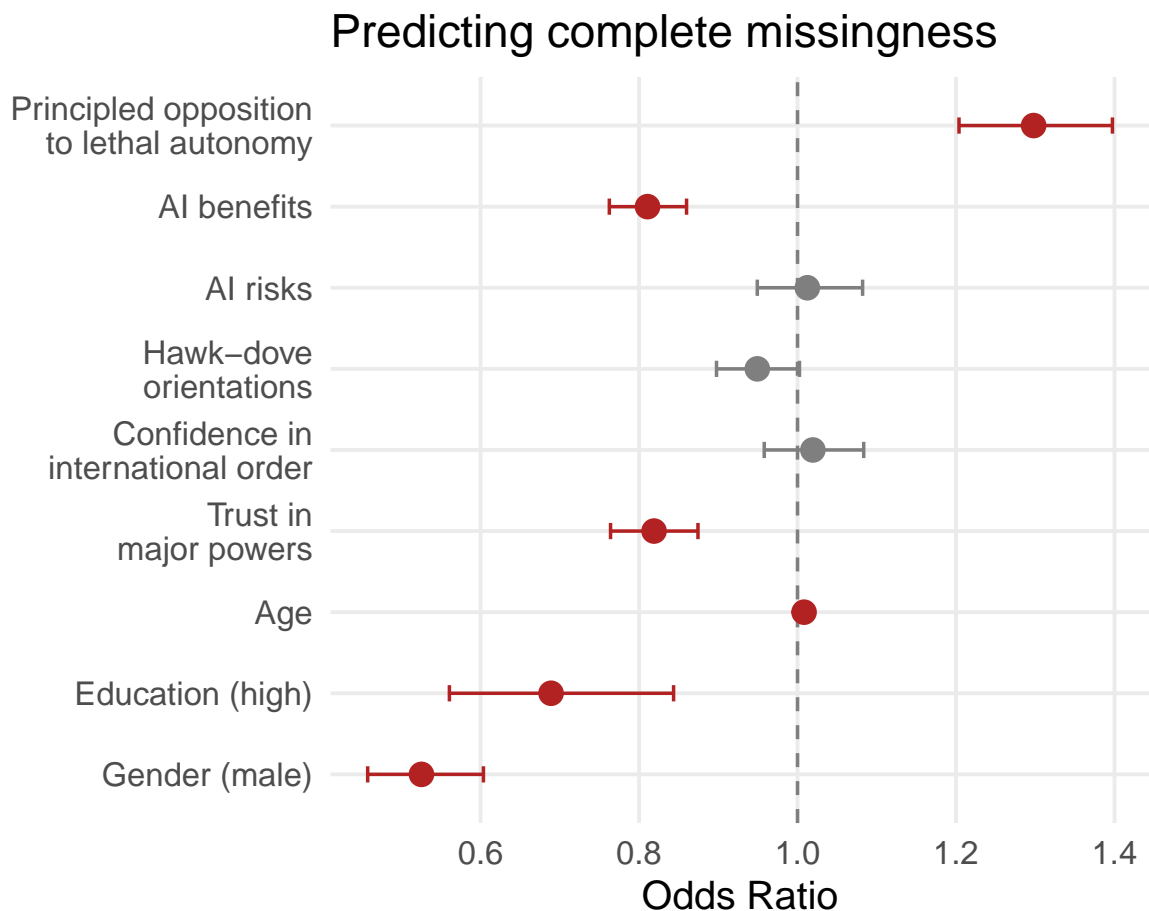


Figure 8: Forest plot of Odds Ratios from a Bayesian multilevel binary logistic regression predicting complete missingness for the six military AI use items. Points: posterior medians. Horizontal bars: 95 percent CIs. Dashed line: zero. Predictors whose CIs exclude zero are highlighted in red.

Because complete missingness is systematically related to respondents’ demographics and attitudes, it cannot be treated as missing completely at random. Listwise deletion would therefore risk biasing estimates by under-representing exactly the profile of respondents identified above. To address this, our main analyses rely, as we preregistered, on multiple imputation rather than complete-case analysis; the imputation procedure is described in Section D. As a further check, we also re-estimated the main models on the subsample of respondents who provided at least one substantive answer on the military AI items (Section D.4); results are substantively unchanged.

D Model results

In this section, we report all the models for the main results reported in the manuscript. For H1-H5 we used a Bayesian regression model with varying intercepts for countries. For RQ2 we estimated again a Bayesian regression model with varying intercepts for countries but this time with standardized predictors to make the effect strength comparable. For RQ3 we estimated as preregistered three different models: a baseline model with only varying intercepts, a model with varying intercepts and all predictors, and a model with varying intercepts and slopes for all predictors.

As specified in the preregistration under *Missing data*, we used data imputation to fill in missing responses for all the predictors and the outcome variable. For data imputation, we followed the procedure recommended in the literature van Buuren, 2012/2018. Using the R package mice van Buuren and Groothuis-Oudshoorn, 2011, we created 20 datasets with imputed data for the missing values using predictive mean matching van Buuren, 2012/2018. We used all measured variables on the item level as predictors for predictive mean matching. The mean indices were created after the data imputation. We then estimated the models for each dataset and pool the results with the brms package in R.

As a robustness analysis, we conducted an additional analysis, only with participants who at least provided an answer to one of the six items used for the outcome variable. Imputation was applied to this restricted sample in the same way as in the main analysis. The results are substantively the same. The results of this analysis are reported in Section D.4.

For the Bayesian regression models, we used the default priors in brms, as preregistered. All models were estimated using four chains, with 2,000 iterations per chain, including 1,000 warm-up iterations. For the model with varying slopes, we increased this to 4,000 iterations per chain, including 2,000 warm-up iterations. All models were estimated separately for each of the 20 imputed datasets, and the results were then pooled. The chains converged well across all models. For example, in the main model with varying intercepts, 422 of the 480 Rhat values were 1.00, and the remaining 58 were 1.01. Furthermore, multicollinearity is not a concern in the main model, as all variance inflation factors are low and range from 1.02 to 1.37, with VIFs of 1.37 for perceived AI benefits and 1.18 for perceived AI risks.

D.1 Main hypotheses H1-H5

Predictors	Estimate	95% CI
Intercept	0.84	[0.61, 1.07]
H1: AI benefits index	0.45	[0.43, 0.47]
H2: AI risks index	0.10	[0.08, 0.12]
H3: Principled opposition index	-0.01	[-0.03, 0.01]
H4: Hawk-dove index	0.17	[0.15, 0.19]
H5a: Confidence in intl. order index	0.10	[0.08, 0.12]
H5b: Trust in major powers index	-0.02	[-0.04, -0.00]
Age	0.01	[0.01, 0.01]
Education (high)	-0.00	[-0.06, 0.06]
Gender (male)	0.10	[0.06, 0.15]
<i>Random Effects</i>		
σ^2	0.98	
τ_{00} country	0.04	
ICC	0.04	
N country	9	
Observations	9000	
Marginal R^2 / Conditional R^2	0.392 / 0.401	

Table 13: Bayesian multilevel model predicting support for military AI with varying intercepts by country. Estimates are posterior means with 95% credible intervals from brms.

D.2 RQ2: Principled opposition vs general technology dispositions

Predictors	Estimate	95% CI
Intercept	4.91	[4.77, 5.06]
AI benefits index	0.63	[0.60, 0.66]
AI risks index	0.13	[0.10, 0.15]
Principled opposition index	-0.02	[-0.04, 0.01]
Hawk-dove index	0.23	[0.21, 0.26]
Confidence in intl. order index	0.13	[0.10, 0.15]
Trust in major powers index	-0.03	[-0.05, -0.00]
Age	0.13	[0.11, 0.16]
Education (high)	-0.00	[-0.06, 0.06]
Gender (male)	0.10	[0.06, 0.15]
<i>Random Effects</i>		
σ^2	0.98	
τ_{00} country	0.04	
ICC	0.04	
N country	9	
Observations	9000	
Marginal R^2 / Conditional R^2	0.382 / 0.391	

Table 14: Bayesian multilevel model predicting support for military AI with varying intercepts by country. All predictors were standardized before estimating the model. Estimates are posterior means with 95% credible intervals from `brms`.

D.3 RQ3: Compositional vs structural differences

We compare three models. The first model is a baseline model with only varying intercepts and no predictors. The second model includes all predictors and varying intercepts. The third model is with varying intercepts and slopes.

Predictors	Estimate	95% CI
Intercept	4.97	[4.76, 5.17]
<i>Random Effects</i>		
σ^2	1.57	
τ_{00} country	0.08	
ICC	0.05	
N country	9	
Observations	9000	
Marginal R^2 / Conditional R^2	0.000 / 0.030	

Table 15: Bayesian null multilevel model predicting support for military AI with varying intercepts by country. Estimates are posterior means with 95% credible intervals from `brms`.

Predictors	Estimate	95% CI
Intercept	0.80	[0.59, 1.01]
H1: AI benefits index	0.44	[0.40, 0.48]
H2: AI risks index	0.11	[0.06, 0.15]
H3: Principled opposition index	-0.01	[-0.06, 0.04]
H4: Hawk-dove index	0.18	[0.13, 0.22]
H5a: Confidence in intl. order index	0.10	[0.06, 0.14]
H5b: Trust in major powers index	-0.01	[-0.05, 0.03]
Age	0.01	[0.01, 0.01]
Education (high)	-0.01	[-0.07, 0.05]
Gender (male)	0.10	[0.05, 0.14]
<i>Random Effects</i>		
σ^2	0.96	
τ_{00} country	0.02	
τ_{11} country.ben_index	0.00	
τ_{11} country.ri_index	0.00	
τ_{11} country.aut_index	0.01	
τ_{11} country.dh_index	0.00	
τ_{11} country.int_index	0.00	
τ_{11} country.t_index	0.00	
ICC	0.02	
N country	9	
Observations	9000	
Marginal R^2 / Conditional R^2	0.389 / 0.413	

Table 16: Bayesian multilevel model predicting support for military AI use with varying intercepts and varying slopes by country. Estimates are posterior means with 95% credible intervals from `brms`.

Model	elpd_loo	SE	p_loo	LOOIC	Δ ELPD	SE_{Δ}
Varying slopes and intercepts	-12542.9	89.1	79.3	25085.8	0.0	0.0
Varying intercepts with all predictors	-12591.1	88.0	26.3	25182.2	-48.2	14.8
Varying intercepts only	-14783.2	82.3	11.8	29566.4	-2240.3	71.9

Table 17: LOO model comparison. Differences in expected log predictive density (ELPD) are reported relative to the best-performing model with varying slopes and intercepts. All Pareto k estimates were below 0.7.

D.4 Robustness analysis with reduced sample

In this section, we report a model using a sample that includes only participants ($n=7903$) who have provided an answer to at least one of the six items used for the outcome variable. We use the same data imputation method as for the main analysis. The robustness model yields results that are highly similar to those of the main specification. The substantive conclusions are therefore unchanged.

Predictors	Estimate	95% CI
Intercept	0.68	[0.45, 0.90]
H1: AI benefits index	0.47	[0.45, 0.49]
H2: AI risks index	0.10	[0.08, 0.12]
H3: Principled opposition index	-0.02	[-0.04, 0.00]
H4: Hawk-dove index	0.18	[0.16, 0.20]
H5a: Confidence in intl. order index	0.10	[0.08, 0.12]
H5b: Trust in major powers index	-0.02	[-0.03, 0.00]
Age	0.01	[0.01, 0.01]
Education (high)	0.01	[-0.06, 0.07]
Gender (male)	0.12	[0.07, 0.16]
<i>Random Effects</i>		
σ^2	0.97	
τ_{00} country	0.04	
ICC	0.04	
N country	9	
Observations	7903	
Marginal R^2 / Conditional R^2	0.397 / 0.408	

Table 18: Bayesian multilevel model predicting support for military AI with varying intercepts by country. Estimates are posterior means with 95% credible intervals from `brms`.

D.5 Analysis of trust in major powers

We conducted one additional non-preregistered analysis using the trust in major powers items as single predictors rather than a mean index. In this analysis, instead of using a mean index, we use trust in the US, China, and Russia as single variables. We estimated the model with varying intercepts for countries and varying slopes for the disaggregated trust items.

The main model results are shown in Table 19. The main interest of this additional analysis was the country-specific random slopes, which are shown in Table 20. They are also used for Figure 5 in the main paper.

Predictors	Estimate	95% CI
Intercept	0.82	[0.52, 1.12]
H1: AI benefits index	0.45	[0.42, 0.47]
H2: AI risks index	0.11	[0.09, 0.13]
H3: Principled opposition index	-0.01	[-0.03, 0.01]
H4: Hawk-dove index	0.17	[0.15, 0.19]
H5a: Confidence in intl. order index	0.10	[0.08, 0.12]
H5b: Trust in the United States	0.02	[-0.01, 0.04]
H5c: Trust in China	-0.01	[-0.03, 0.02]
H5d: Trust in Russia	-0.02	[-0.05, 0.02]
Age	0.01	[0.01, 0.01]
Education (high)	-0.01	[-0.07, 0.05]
Gender (male)	0.10	[0.06, 0.14]
<i>Random Effects</i>		
σ^2	0.98	
τ_{00} country	0.12	
τ_{11} country.trust_usa	0.00	
τ_{11} country.trust_china	0.00	
τ_{11} country.trust_russia	0.00	
ICC	0.11	
N country	9	
Observations	9000	
Marginal R^2 / Conditional R^2	0.382 / 0.396	

Table 19: Bayesian multilevel model predicting support for military AI with varying intercepts by country and varying slopes for trust in the United States, China, and Russia. Estimates are posterior means with 95% credible intervals from **brms**.

Country	Trust variable	Slope	95% CI
Germany	Trust USA	-0.002	[-0.036, 0.030]
France	Trust USA	-0.003	[-0.041, 0.028]
UK	Trust USA	0.040	[0.006, 0.074]
Italy	Trust USA	-0.004	[-0.035, 0.027]
Spain	Trust USA	-0.006	[-0.040, 0.024]
Finland	Trust USA	0.018	[-0.016, 0.052]
USA	Trust USA	0.058	[0.023, 0.094]
Taiwan	Trust USA	0.015	[-0.015, 0.045]
China	Trust USA	0.023	[-0.005, 0.051]
Germany	Trust China	-0.006	[-0.038, 0.026]
France	Trust China	-0.004	[-0.034, 0.033]
UK	Trust China	-0.010	[-0.049, 0.024]
Italy	Trust China	-0.009	[-0.040, 0.022]
Spain	Trust China	-0.008	[-0.039, 0.021]
Finland	Trust China	0.006	[-0.025, 0.052]
USA	Trust China	-0.001	[-0.034, 0.038]
Taiwan	Trust China	-0.018	[-0.057, 0.010]
China	Trust China	-0.007	[-0.041, 0.026]
Germany	Trust Russia	-0.043	[-0.084, -0.005]
France	Trust Russia	-0.021	[-0.061, 0.020]
UK	Trust Russia	0.031	[-0.014, 0.083]
Italy	Trust Russia	-0.047	[-0.086, -0.009]
Spain	Trust Russia	-0.046	[-0.088, -0.007]
Finland	Trust Russia	-0.049	[-0.102, -0.003]
USA	Trust Russia	0.014	[-0.028, 0.056]
Taiwan	Trust Russia	-0.021	[-0.061, 0.023]
China	Trust Russia	0.021	[-0.018, 0.063]

Table 20: Country-specific random slopes for trust in the United States, China, and Russia. Estimates are posterior means with 95% credible intervals from the Bayesian multilevel model.

D.6 Robustness check using the highest-lethality military AI item

We also estimated an additional non-preregistered model using the single item with the highest described lethality and autonomy level ("An AI-controlled defense system automatically detects and destroys enemy units on the battlefield without human intervention") to assess the stability of our analysis results using the six-item index. Overall, the results are broadly consistent with the index model. However, the variable principled opposition to lethal autonomy changes substantially (Table 21). While this variable was not a substantial predictor for the index, it is clearly negatively associated with support for the highest-lethality item. This suggests that principled opposition is especially relevant when respondents evaluate the use of fully autonomous lethal force. At the same time, perceived AI benefits remain the strongest predictor of support, also in this more specific and high-lethality use case.

We further re-ran the standardized hypothesis tests from Section D.2 using the autonomous-lethal item as the dependent variable (Table 22). AI-benefit perceptions remain the strongest predictor of support ($\beta = 0.74$, 95% CI [0.69, 0.78]), while categorical-moral opposition to lethal autonomy is now substantially negative ($\beta = -0.17$, 95% CI [-0.21, -0.13]). In absolute terms, AI-benefit perceptions are decisively stronger than categorical-moral opposition to lethal autonomy ($\Delta|\beta| = 0.57$,

90% CI [0.52, 0.62], BF > 1000). AI-risk perceptions and categorical-moral opposition are similar in magnitude, with only weak evidence that AI-risk perceptions are larger ($\Delta|\beta| = 0.02$, 90% CI [-0.01, 0.06], BF = 5.09).

Predictors	Estimate	95% CI
Intercept	0.76	[0.41, 1.11]
H1: AI benefits index	0.53	[0.50, 0.56]
H2: AI risks index	0.15	[0.12, 0.19]
H3: Principled opposition index	-0.13	[-0.16, -0.10]
H4: Hawk-dove index	0.09	[0.06, 0.12]
H5a: Confidence in intl. order index	0.04	[0.01, 0.07]
H5b: Trust in major powers index	0.07	[0.04, 0.10]
Age	0.01	[0.01, 0.01]
Education (high)	-0.14	[-0.23, -0.04]
Gender (male)	0.06	[-0.00, 0.13]
<i>Random Effects</i>		
σ^2	2.28	
τ_{00} country	0.10	
ICC	0.04	
N country	9	
Observations	9000	
Marginal R^2 / Conditional R^2	0.253 / 0.276	

Table 21: Bayesian multilevel model predicting support for the highest-lethality military AI use item with varying intercepts by country. Estimates are posterior means with 95% credible intervals from brms.

Predictors	Estimate	95% CI
Intercept	4.44	[4.21, 4.67]
H1: AI benefits index	0.74	[0.69, 0.78]
H2: AI risks index	0.19	[0.15, 0.23]
H3: Principled opposition index	-0.17	[-0.21, -0.13]
H4: Hawk-dove index	0.13	[0.09, 0.16]
H5a: Confidence in intl. order index	0.05	[0.01, 0.09]
H5b: Trust in major powers index	0.11	[0.07, 0.15]
Age	0.15	[0.12, 0.19]
Education (high)	-0.14	[-0.23, -0.04]
Gender (male)	0.06	[-0.00, 0.13]
<i>Random Effects</i>		
σ^2	2.28	
τ_{00} country	0.10	
ICC	0.04	
N country	9	
Observations	9000	
Marginal R^2 / Conditional R^2	0.253 / 0.276	

Table 22: Robustness check predicting support for the highest-lethality military AI use item with varying intercepts by country. All predictors were standardized before estimating the model. Estimates are posterior means with 95% credible intervals from `brms`.

D.7 Robustness check using two separate dimensions of military AI use

In this section, we also report Bayesian regression models for each dimension of military use of AI. We estimate one model with an index comprising the three items describing non-lethal use (Table 24), and another model with an index comprising the three items describing lethal use of AI (Table 23).

Results are broadly similar across both sub-indices, with one substantively important exception. Categorical-moral opposition to lethal autonomy is positively associated with support for non-lethal applications ($\beta = 0.03$, 95% CI [0.01, 0.06]) but negatively associated with support for lethal applications ($\beta = -0.06$, 95% CI [-0.08, -0.04]). Together with the stronger negative association observed at the autonomous-lethal item ($\beta = -0.17$; Section D.6), this gradient shows that the autonomous-weapons frame is concentrated in applications involving lethal force and autonomy rather than absent in the application space. AI-benefit perceptions and hawk-dove orientations remain the largest predictors in both sub-indices, with the hawk-dove somewhat smaller for the lethal sub-index.

Predictors	Estimate	95% CI
Intercept	0.73	[0.46, 1.00]
H1: AI benefits index	0.49	[0.46, 0.51]
H2: AI risks index	0.11	[0.09, 0.14]
H3: Principled opposition index	-0.06	[-0.08, -0.04]
H4: Hawk-dove index	0.17	[0.14, 0.19]
H5a: Confidence in intl. order index	0.08	[0.06, 0.10]
H5b: Trust in major powers index	0.01	[-0.01, 0.03]
Age	0.01	[0.01, 0.01]
Education (high)	-0.05	[-0.12, 0.02]
Gender (male)	0.09	[0.04, 0.14]
<i>Random Effects</i>		
σ^2	1.21	
τ_{00} country	0.07	
ICC	0.05	
N country	9	
Observations	9000	
Marginal R^2 / Conditional R^2	0.369 / 0.385	

Table 23: Bayesian multilevel model predicting support for lethal military AI use with varying intercepts by country. Estimates are posterior means with 95% credible intervals from `brms`.

Predictors	Estimate	95% CI
Intercept	0.95	[0.73, 1.17]
H1: AI benefits index	0.41	[0.39, 0.44]
H2: AI risks index	0.10	[0.07, 0.12]
H3: Principled opposition index	0.03	[0.01, 0.06]
H4: Hawk-dove index	0.18	[0.16, 0.20]
H5a: Confidence in intl. order index	0.11	[0.09, 0.14]
H5b: Trust in major powers index	-0.05	[-0.07, -0.03]
Age	0.01	[0.01, 0.01]
Education (high)	0.04	[-0.03, 0.11]
Gender (male)	0.11	[0.07, 0.16]
<i>Random Effects</i>		
σ^2	1.12	
τ_{00} country	0.02	
ICC	0.02	
N country	9	
Observations	9000	
Marginal R^2 / Conditional R^2	0.331 / 0.333	

Table 24: Bayesian multilevel model predicting support for non-lethal military AI use with varying intercepts by country. Estimates are posterior means with 95% credible intervals from `brms`.

Predictors	Estimate	95% CI
Intercept	4.75	[4.56, 4.93]
H1: AI benefits index	0.68	[0.65, 0.71]
H2: AI risks index	0.14	[0.11, 0.17]
H3: Principled opposition index	-0.08	[-0.10, -0.05]
H4: Hawk-dove index	0.22	[0.19, 0.25]
H5a: Confidence in intl. order index	0.11	[0.08, 0.14]
H5b: Trust in major powers index	0.02	[-0.01, 0.05]
Age	0.13	[0.11, 0.16]
Education (high)	-0.05	[-0.12, 0.02]
Gender (male)	0.09	[0.04, 0.14]
<i>Random Effects</i>		
σ^2	1.21	
τ_{00} country	0.07	
ICC	0.05	
N country	9	
Observations	9000	
Marginal R^2 / Conditional R^2	0.368 / 0.384	

Table 25: Bayesian multilevel model predicting support for lethal military AI use with varying intercepts by country. All predictors were standardized before estimating the model. Estimates are posterior means with 95% credible intervals from `brms`.

Predictors	Estimate	95% CI
Intercept	5.08	[4.97, 5.20]
H1: AI benefits index	0.58	[0.55, 0.61]
H2: AI risks index	0.12	[0.09, 0.14]
H3: Principled opposition index	0.04	[0.01, 0.07]
H4: Hawk-dove index	0.24	[0.22, 0.27]
H5a: Confidence in intl. order index	0.15	[0.12, 0.18]
H5b: Trust in major powers index	-0.08	[-0.11, -0.05]
Age	0.13	[0.11, 0.16]
Education (high)	0.04	[-0.02, 0.11]
Gender (male)	0.11	[0.07, 0.16]
<i>Random Effects</i>		
σ^2	1.12	
τ_{00} country	0.02	
ICC	0.02	
N country	9	
Observations	9000	
Marginal R^2 / Conditional R^2	0.330 / 0.332	

Table 26: Bayesian multilevel model predicting support for non-lethal military AI use with varying intercepts by country. All predictors were standardized before estimating the model. Estimates are posterior means with 95% credible intervals from `brms`.

Supplementary References

- Chen, F. F. (2007). Sensitivity of Goodness of Fit Indexes to Lack of Measurement Invariance. *Structural Equation Modeling: A Multidisciplinary Journal*, 14(3), 464–504. <https://doi.org/10.1080/10705510701301834>
- van Buuren, S. (2018). *Flexible imputation of missing data* (2nd ed.). CRC Press. (Original work published 2012)
- van Buuren, S., & Groothuis-Oudshoorn, K. (2011). mice: Multivariate imputation by chained equations in R. *Journal of Statistical Software*, 45(3), 1–67. <https://doi.org/10.18637/jss.v045.i03>