CERN-EP-2025-134
2026/05/26

CMS-SMP-19-007

Studies of $Z \rightarrow 4\ell$ decays in proton-proton collisions at $\sqrt{s} = 8$ and 13 TeV

The CMS Collaboration*

Abstract

Decays of Z bosons to four charged leptons (electrons and muons) are studied in proton-proton collisions at $\sqrt{s} = 8$ and 13 TeV. The analysis is based on data collected with the CMS detector at the LHC corresponding to an integrated luminosity of 19.7 fb^{-1} at 8 TeV and 138 fb^{-1} at 13 TeV. The measured value of the inclusive branching fraction for all four-lepton decay modes, $\mathcal{B}(Z \rightarrow 4\ell)$, is $[4.67 \pm 0.11 \text{ (stat)} \pm 0.10 \text{ (syst)}] \times 10^{-6}$, which has a precision of about 3% limited by both statistical and systematic uncertainties. Measurements of the individual branching fractions for the decays $Z \rightarrow 4\mu$, $Z \rightarrow 4e$, and $Z \rightarrow 2\mu 2e$ are also reported. Differential decay rates are presented as functions of kinematic and angular quantities in the Z boson rest frame. Measurements of triple-product asymmetries, which are sensitive to possible violations of charge conjugation and parity invariance, are performed for $Z \rightarrow 4\ell$ decays. The results are compared with standard model predictions and used to set limits on the production of new gauge bosons.

Submitted to Physical Review D

1 Introduction

Decays of on-shell Z bosons to four-lepton final states $Z \rightarrow 4\ell$ (where $\ell = e, \mu$) are predicted by the standard model (SM) to be rare, with a branching fraction $\mathcal{B}(Z \rightarrow 4\ell)$ on the order of 10^{-6} . The Feynman diagram in Fig. 1 represents the $Z \rightarrow 4\ell$ decay process in the SM. These decays provide unique opportunities to observe physics beyond the SM (BSM), but because they are so rare, they have not yet been studied in detail. New light gauge bosons, if they exist, might be observable in $Z \rightarrow 4\ell$ decays. For example, bosons that couple predominantly to leptons will contribute to the 4ℓ final state leading to a measured value of $\mathcal{B}(Z \rightarrow 4\ell)$, which differs from the SM predicted value.

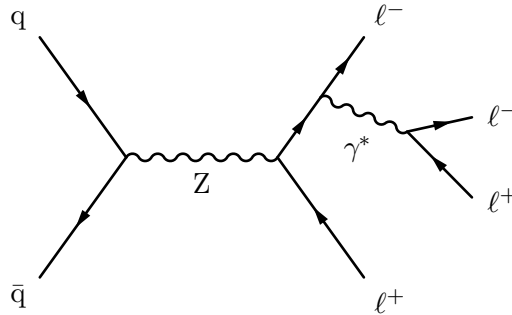


Figure 1: The $Z \rightarrow 4\ell$ decay process in pp collisions.

The high integrated luminosities recorded at the CERN LHC enable precise measurements of the $Z \rightarrow 4\ell$ decay process. Previous measurements of $\mathcal{B}(Z \rightarrow 4\ell)$ have been made by the CMS Collaboration using proton-proton (pp) collision data collected at $\sqrt{s} = 7$ TeV [1] and 13 TeV [2, 3], and by the ATLAS Collaboration using combined 7 and 8 TeV data sets [4] and 13 TeV data [5, 6]. All of these measurements agree with the SM value, $\mathcal{B}(Z \rightarrow 4\ell) = (4.70 \pm 0.03) \times 10^{-6}$, obtained using MADGRAPH [7]. Recently, CMS published a search for Z decays to $\tau\tau\mu\mu$ [8]. The LHCb Collaboration published an observation of the decay $J/\psi \rightarrow \mu^+\mu^-\mu^+\mu^-$ [9] as did CMS using a method [10] similar to the one described here.

The presence of a new light boson with nonzero couplings to electrons and/or muons would lead to an increase in $\mathcal{B}(Z \rightarrow 4\ell)$. Measurements of $\mathcal{B}(Z \rightarrow 4\ell)$ at the LHC have been used to set limits on the masses of BSM bosons with lepton couplings [11, 12] including the light gauge boson appearing in certain leptophilic dark matter models [13] and models based on an $L_\mu - L_\tau$ $U(1)$ local gauge symmetry. CMS performed a direct search for an $L_\mu - L_\tau$ gauge boson in the $Z \rightarrow 4\mu$ channel using data corresponding to an integrated luminosity of 77.3 fb^{-1} collected at 13 TeV [14]. ATLAS published a similar search for Z' bosons decaying to $\mu^+\mu^-$ [15]. More precise and detailed studies of $Z \rightarrow 4\ell$ decays will improve the understanding of this process potentially leading to improved sensitivity to BSM physics.

We present an in-depth study of the $Z \rightarrow 4\ell$ process using CMS pp collision data collected at 8 and 13 TeV. The analyzed data samples correspond to integrated luminosities of $\mathcal{L} = 19.7 \text{ fb}^{-1}$ at 8 TeV recorded in 2012 and of 138 fb^{-1} at 13 TeV in 2016–2018 [16–18]. We report the most precise measurement of $\mathcal{B}(Z \rightarrow 4\ell)$ to date and the first CMS measurements of the branching fractions for the distinct 4μ , $4e$, and $2\mu 2e$ channels. Measurements of differential decay rates for the $Z \rightarrow 4\ell$ process as functions of several kinematic and angular quantities defined in the Z boson rest frame are presented as well. The ATLAS Collaboration has published similar measurements of differential cross sections [6]. We also report measurements of triple-product asymmetries that may be used to test for violations of charge conjugation and parity (CP) invariance in $Z \rightarrow 4\ell$ decay. Our measurements are compared with SM predictions, and constraints

are derived on a BSM boson lighter than the Z boson and with nonzero couplings to electrons and muons.

This paper is structured as follows. The analysis strategy is outlined in Section 2 and the CMS detector is described in Section 3, highlighting the components relevant to this analysis. Section 4 provides an account of the data and simulated event samples used in the analysis. The object and event reconstruction and selection criteria are described in Section 5, and our methods for estimating and accounting for background contributions are explained in Section 6. Section 7 describes the sources of systematic uncertainty and the methods used for their evaluation. The results are presented and interpreted in Section 8. A summary highlighting the main findings of the analysis is given in Section 9.

2 Analysis strategy

The LHC and the CMS detector serve as the source of a very large number of Z bosons—far more than produced at the Large Electron-Positron Collider, LEP—enabling the measurement of the branching fraction $\mathcal{B}(Z \rightarrow 4\ell)$ as well as differential decay rates. However, $\mathcal{B}(Z \rightarrow 6\ell) \approx 10^{-10}$, which remains beyond the sensitivity of current CMS data.

The physics quantities of interest are defined in the rest frame of the Z boson and are practically independent of the center-of-mass energy. The phase space of the $Z \rightarrow 4\ell$ decay process, with respect to which theoretical predictions of branching fractions and differential decay rates are calculated, is defined by two requirements. First, the four-lepton invariant mass must satisfy $80 < m_{4\ell} < 100 \text{ GeV}$. Second, any pair of same-flavor, opposite-sign leptons must satisfy $m_{\ell^+\ell^-} > 4 \text{ GeV}$. This second requirement removes contributions from low-mass resonances such as $J/\psi \rightarrow \ell^+\ell^-$, which has been observed in Z boson decays [19]. Theoretical predictions of branching fractions and differential decay rates are calculated with respect to this phase space. When working with simulated event samples, generator-level leptons are “dressed” by summing all photons falling within a cone of $\Delta R = \sqrt{(\Delta\eta)^2 + (\Delta\phi)^2} = 0.1$ centered on the charged lepton, where $\Delta\eta$ is the difference in pseudorapidity and $\Delta\phi$ is the difference in azimuthal angle measured in radians. The $Z \rightarrow \ell^+\ell^-$ decay process is used for normalizing $\mathcal{B}(Z \rightarrow 4\ell)$, as explained below, and its phase space is defined simply by the requirement $80 < m_{\ell^+\ell^-} < 100 \text{ GeV}$. The phase space should not be confused with the fiducial region defined by the event selection requirements stated in Section 5.2.

The number of selected signal events is

$$N^{\text{sig}} = \mathcal{B}(Z \rightarrow 4\ell) \frac{(A\epsilon)_{4\ell}}{(1 - f_{\text{nr}})} \sigma(\text{pp} \rightarrow Z + X) \mathcal{L}, \quad (1)$$

where \mathcal{L} is the integrated luminosity, A is the acceptance for events in the phase space region to fall in the fiducial region, ϵ is the efficiency for selecting events in the fiducial region that pass the event selection requirements, f_{nr} is a small correction for nonresonant production of 4ℓ events, and $\sigma(\text{pp} \rightarrow Z + X)$ is the cross section for the inclusive production of Z bosons.

The branching fraction $\mathcal{B}(Z \rightarrow 4\ell)$ could be extracted directly from Eq. (1). Significant uncertainties, however, would ensue from the measured values of the cross section and integrated luminosity. In order to eliminate these uncertainties, the production of lepton pairs, $\text{pp} \rightarrow Z \rightarrow \ell^+\ell^-$, is used as a precise measure of $\sigma(\text{pp} \rightarrow Z + X) \mathcal{L}$. Since

$$N_{\ell^+\ell^-} = \mathcal{B}(Z \rightarrow \ell^+\ell^-) (A\epsilon)_{\ell^+\ell^-} \sigma(\text{pp} \rightarrow Z + X) \mathcal{L},$$

the percent-level uncertainties of the quantity $\sigma(\text{pp} \rightarrow Z + X)\mathcal{L}$ are exchanged for extremely small statistical uncertainties for $N_{\ell^+\ell^-}$ and the well-measured value for $\mathcal{B}(Z \rightarrow \ell^+\ell^-)$ [20]. By using similar fiducial regions for $Z \rightarrow 4\ell$ and $Z \rightarrow \ell^+\ell^-$, the relative uncertainty in $(A\epsilon)_{4\ell}$ and $(A\epsilon)_{\ell^+\ell^-}$ are also rather small. On this basis, we infer $\mathcal{B}(Z \rightarrow 4\ell)$ using the formula

$$\mathcal{B}(Z \rightarrow 4\ell) = \mathcal{B}(Z \rightarrow \ell^+\ell^-)(1 - f_{\text{nr}}) \frac{(A\epsilon)_{\ell^+\ell^-}}{(A\epsilon)_{4\ell}} \frac{(N^{\text{obs}} - N^{\text{bkg}})_{4\ell}}{(N^{\text{obs}} - N^{\text{bkg}})_{\ell^+\ell^-}}. \quad (2)$$

In this expression, $\mathcal{B}(Z \rightarrow \ell^+\ell^-) = (3.3658 \pm 0.0023)\%$ is the world-average dilepton branching fraction [20]. The quantity $f_{\text{nr}} = 0.04 \pm 0.01$ is the fraction [3] of 4ℓ events from nonresonant processes such as $ZZ \rightarrow 4\ell$ and is calculated using MADGRAPH5_aMC@NLO v.3.5.0 [7]. The quantity $(A\epsilon)$ is the product of theoretical acceptance and experimental efficiency for the given final state. The N^{obs} is the observed number of selected events and N^{bkg} is the estimated number of background events. These quantities are defined separately for the 4ℓ signal channel and the $\ell^+\ell^-$ normalization channel. The formulation of Eq. (2) is founded on two ratios of similar quantities— $(A\epsilon)$ for $\ell^+\ell^-$ and 4ℓ , and the ratio of background-corrected yields—and consequently is experimentally robust. The constants in the formula, $\mathcal{B}(Z \rightarrow \ell^+\ell^-)$ and $(1 - f_{\text{nr}})$, are precisely known.

The flavor-specific branching fractions $\mathcal{B}(Z \rightarrow 4\mu)$, $\mathcal{B}(Z \rightarrow 4e)$, and $\mathcal{B}(Z \rightarrow 2\mu 2e)$ are measured using a choice of normalization channels that reduces the systematic uncertainties coming from lepton reconstruction and identification. For $\mathcal{B}(Z \rightarrow 4\mu)$, only $\mu^+\mu^-$ events are used in Eq. (2), and for $\mathcal{B}(Z \rightarrow 4e)$ only e^+e^- events are used. With this choice,

$$\mathcal{B}(Z \rightarrow 4\mu) \propto \frac{(N^{\text{obs}} - N^{\text{bkg}})_{4\mu}}{(A\epsilon)_{4\mu}} \bigg/ \frac{(N^{\text{obs}} - N^{\text{bkg}})_{\mu^+\mu^-}}{(A\epsilon)_{\mu^+\mu^-}}$$

and

$$\mathcal{B}(Z \rightarrow 4e) \propto \frac{(N^{\text{obs}} - N^{\text{bkg}})_{4e}}{(A\epsilon)_{4e}} \bigg/ \frac{(N^{\text{obs}} - N^{\text{bkg}})_{e^+e^-}}{(A\epsilon)_{e^+e^-}}.$$

Both $\mu^+\mu^-$ and e^+e^- events are used to measure $\mathcal{B}(Z \rightarrow 2\mu 2e)$:

$$\mathcal{B}(Z \rightarrow 2\mu 2e) \propto 2 \frac{(N^{\text{obs}} - N^{\text{bkg}})_{2\mu 2e}}{(A\epsilon)_{2\mu 2e}} \bigg/ \left(\frac{(N^{\text{obs}} - N^{\text{bkg}})_{\mu^+\mu^-}}{(A\epsilon)_{\mu^+\mu^-}} + \frac{(N^{\text{obs}} - N^{\text{bkg}})_{e^+e^-}}{(A\epsilon)_{e^+e^-}} \right).$$

The inclusive branching fraction $\mathcal{B}(Z \rightarrow 4\ell)$ is defined to be the sum of the measurements of flavor-specific final states:

$$\mathcal{B}(Z \rightarrow 4\ell) \equiv \mathcal{B}(Z \rightarrow 4\mu) + \mathcal{B}(Z \rightarrow 2\mu 2e) + \mathcal{B}(Z \rightarrow 4e).$$

2.1 Differential decay rates

Differential decay rates, $d\Gamma_{Z \rightarrow 4\ell}/dx$, where $\Gamma_{Z \rightarrow 4\ell}$ is the partial width for $\mathcal{B}(Z \rightarrow 4\ell)$ and x is one of nine kinematic quantities listed below, are defined in the Z boson rest frame, which is well-approximated by the four-lepton rest frame. For the sake of clearly defining the differential decay rates, we label the more (less) massive same-flavor, opposite-sign lepton pair in the event as Z_1 (Z_2). This notation does not imply that we necessarily view $Z \rightarrow 4\ell$ as a $1 \rightarrow 2$ decay process. Furthermore, we order the momenta of the four leptons in the Z boson rest frame, so that $p_{\ell_1} > p_{\ell_2} > p_{\ell_3} > p_{\ell_4}$; in general, this will not correspond to the transverse momentum (p_{T}) ordering of leptons, and the leading lepton in the Z boson rest frame is not necessarily the lepton with highest p_{T} . For the differential distributions, x will refer to one of the following kinematic quantities:

- m_{Z_1} (m_{Z_2}), the invariant mass of the Z_1 (Z_2) lepton pair;
- p_{ℓ_1} , the momentum of the leading lepton in the Z rest frame;
- $m_{\ell_{2,3,4}}$, the invariant mass of the three trailing leptons;
- α_{Z_1} (α_{Z_2}), the angle between the momentum vectors of the leptons of pair Z_1 (Z_2);
- β , the angle between the momentum vector of the less-energetic lepton of the Z_1 pair and the momentum vector of Z_2 ;
- θ_{Z_1} (θ_{Z_2}), the angle between the momentum vector of the positively-charged lepton of pair Z_1 (Z_2) and the momentum vector of Z_2 (Z_1), measured in the rest frame of Z_1 (Z_2).

2.2 A probe for the violation of CP invariance

We probe for a violation of CP invariance in $Z \rightarrow 4\ell$ decays by measuring a triple-product asymmetry. In the SM, $Z \rightarrow 4\ell$ decays are expected to conserve CP . References [21, 22] suggest a probe of CP invariance for the $Z \rightarrow 4\ell$ decay process, and define the observable ϕ as the angle between the decay planes of Z_1 and Z_2 in the Z boson rest frame. The “decay plane” of a pair is defined by the momentum vectors of its constituent leptons, which in general are not collinear. The angle ϕ is measured from the “front” face of the Z_1 plane to the “front” face of the Z_2 plane, where the “front” of the Z_1 plane is defined by the outward-pointing unit normal vector

$$\hat{n}_{Z_1} = \frac{\hat{p}_{Z_1}^{\ell^+} \times \hat{p}_{Z_1}^{\ell^-}}{|\hat{p}_{Z_1}^{\ell^+} \times \hat{p}_{Z_1}^{\ell^-}|}$$

and similarly for the Z_2 plane. Here, $\hat{p}_{Z_1}^{\ell^+}$ is the unit vector in the direction of the momentum of the positively charged Z_1 lepton. It is convenient to define ϕ as

$$\sin \phi = (\hat{n}_{Z_1} \times \hat{n}_{Z_2}) \cdot \hat{p}_{Z_1},$$

where \hat{p}_{Z_1} is the unit vector in the direction of the momentum of Z_1 .

The quantity $\text{sgn}(\sin \phi)$, where sgn is the sign function, is a triple-product asymmetry observable that may be used to test for C , P , and CP asymmetries. It is equivalent to $\text{sgn}(\psi)$, where $\psi = (\vec{p}_{Z_1}^{\ell^+} \times \vec{p}_{Z_1}^{\ell^-}) \cdot \vec{p}_{Z_2}^{\ell^+}$ is a scalar triple-product uniquely defined by the four lepton momenta in the Z boson rest frame [21]. The asymmetry $A_{\sin \phi}$ is given by

$$A_{\sin \phi} = \frac{N_+ - N_-}{N_+ + N_-}, \quad (3)$$

where N_+ (N_-) is the number of events for which $\sin \phi > 0$ (< 0) after subtracting expected background contributions. The distribution of $\sin \phi$ might itself show evidence of an asymmetry, which would constitute a contradiction of SM expectations. Similar probes have been applied to four-body meson decays such as $D^0 \rightarrow K^+K^-\pi^+\pi^-$ studied by the Belle Collaboration [23] and $K_{LS}^0 \rightarrow \pi^+\pi^-\text{e}^+\text{e}^-$ studied by the NA48 Collaboration [24].

2.3 Physics beyond the SM

We consider possible contributions from a new neutral scalar or vector boson U which may mediate the $Z \rightarrow 4\ell$ decay, as shown in Fig. 2. This U boson couples to electrons and muons, potentially with different strengths. Couplings to other fermions and to gauge bosons are not

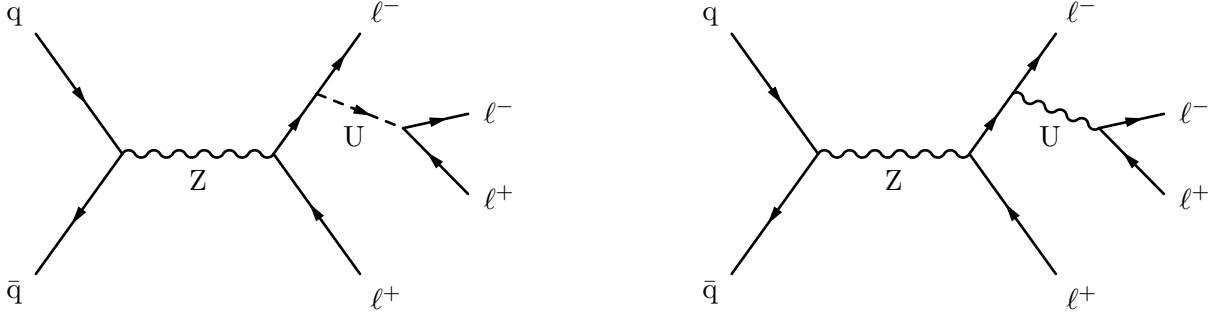


Figure 2: The $Z \rightarrow 4\ell$ process mediated by a scalar (left) or vector (right) boson U .

considered. The scalar and vector models, respectively, are described by the following additions to the SM Lagrangian

$$\mathcal{L} \supset \frac{1}{2} \partial_\mu U \partial^\mu U - \frac{1}{2} m_U^2 U^2 + g_\ell \bar{\ell} \ell U \quad (4)$$

and

$$\mathcal{L} \supset \frac{1}{2} \partial_\mu U_\nu \partial^\mu U^\nu + \frac{1}{2} m_U^2 U_\mu U^\mu + g_\ell \bar{\ell} \gamma_\mu \ell U^\mu, \quad (5)$$

where m_U is the mass of the U boson and $g_\ell (= g_e, g_\mu)$ is the strength of its couplings to leptons.

The combined value of published $\mathcal{B}(Z \rightarrow 4\ell)$ measurements is used in Ref. [11] to set limits on the production of U bosons. A similar approach is taken in Ref. [12]. The flavor-specific branching fractions $\mathcal{B}(Z \rightarrow 4\mu)$ and $\mathcal{B}(Z \rightarrow 4e)$ enable us to set limits on the presence of U , a new neutral scalar or vector boson which couples only to muons (i.e., with $g_e = 0$) or only to electrons ($g_\mu = 0$). Our $\mathcal{B}(Z \rightarrow 2\mu 2e)$ measurement could be used to constrain the case where $g_e, g_\mu > 0$ but $g_e \neq g_\mu$, although this case is not investigated in this paper.

3 The CMS detector and event reconstruction

The central feature of the CMS apparatus is a superconducting solenoid of 6 m internal diameter, providing a magnetic field of 3.8 T. Within the solenoid volume are a silicon pixel and strip tracker, a lead tungstate crystal electromagnetic calorimeter (ECAL), and a brass and scintillator hadron calorimeter (HCAL), each composed of a barrel and two endcap sections. Forward calorimeters extend the η coverage provided by the barrel and endcap detectors. Muons are detected in gas-ionization detectors embedded in the steel flux-return yoke outside the solenoid. A more detailed description of the CMS detector, along with a definition of the coordinate system used and relevant kinematic variables, is reported in Ref. [25].

The particle-flow (PF) algorithm [26] uniquely identifies all reconstructed particles in an event based on an optimized combination of information from many different elements of the CMS detector. PF objects include charged and neutral hadrons, photons, electrons, and muons.

Muons are identified [27] as tracks in the central tracker consistent with either a track or several hits in the muon system, and with energy deposits consistent with the expectation for a muon traversing the calorimeters. Muons are detected in the range $|\eta| < 2.4$ using detection planes employing three technologies: drift tubes, cathode strip chambers, and resistive plate chambers. For muons with p_T up to 100 GeV, the p_T resolution is determined mainly by the tracker, and amounts to 1% in the barrel and 3% in the endcaps [27, 28].

An electron is identified [29, 30] in the range $|\eta| < 2.5$ as a charged particle track and one or more ECAL energy clusters consistent with the extrapolation of this track to the ECAL sur-

face and with bremsstrahlung photons emitted as the electron propagates through the tracker material. The momentum of the electron is estimated by combining the ECAL cluster energy measurements with the momentum measurement in the tracker. The momentum resolution for electrons with $p_T \approx 45$ GeV ranges 1.7–4.5%. It is generally better in the barrel region than in the endcaps, and depends on the amount of energy emitted by the electron as bremsstrahlung [30].

The energy of photons is obtained from the measurement of ECAL clusters. The energy of charged hadrons is determined from a combination of their momentum as measured in the tracker and the matching ECAL and HCAL energy deposits. The energy of neutral hadrons is obtained from ECAL and HCAL cluster energies after the deposits from charged hadrons, photons, electrons, and muons have been subtracted.

The imbalance of the total p_T , known as missing p_T , is computed as the opposite of the vector sum of the \vec{p}_T of all charged and neutral PF candidates [31]. The impact of additional pp collisions in the same or adjacent bunch crossings (“pileup”) is handled as described in Refs. [32, 33].

The reconstructed vertex with the largest sum of p_T^2 of all physics objects associated to that vertex is taken to be the primary pp interaction vertex in the event. These physics objects may include jets reconstructed using the anti- k_T clustering algorithm [34, 35] taking tracks associated with the given vertex and the associated missing momentum vector as input.

4 Data and simulated event samples

The results of this analysis are based on the CMS data sets collected at $\sqrt{s} = 8$ and 13 TeV. The data are collected using triggers that require the presence of one muon candidate, one electron candidate, or two same-flavor lepton candidates [36, 37]. The trigger path p_T requirements vary from one data-taking period to another. The single-muon (single-electron) paths used in this analysis require a candidate lepton with $p_T^\mu > 24\text{--}27$ GeV ($p_T^e > 27\text{--}35$ GeV). The dimuon (di-electron) paths require one candidate with $p_T^{\mu_1} > 17\text{--}23$ GeV ($p_T^{e_1} > 17\text{--}23$ GeV) and another one with $p_T^{\mu_2} > 8$ GeV ($p_T^{e_2} > 8\text{--}12$ GeV).

Samples of simulated signal and background events are used to optimize the event selection criteria, evaluate the detector acceptance and efficiency of each selection, verify the procedure for a background estimate based on control samples in data, and assess systematic uncertainties. The available Monte Carlo (MC) event generators vary somewhat from one data-taking period to the next. Most simulated event samples are generated at next-to-leading order (NLO) in perturbative quantum chromodynamics (QCD) for pp collisions at $\sqrt{s} = 8$ TeV and 13 TeV. However, some 8 TeV samples were generated at leading order (LO).

We begin by describing the 13 TeV simulated samples. The $Z \rightarrow 4\ell$ signal process is simulated at NLO using the event generators POWHEG 2.0 [38–41] and MADGRAPH5_aMC@NLO v.2.4.2 [7]. The results obtained with these two event generators are compatible. The $Z \rightarrow \ell^+\ell^-$ normalization process is simulated using the MADGRAPH5_aMC@NLO v.2.2.2 (for 13 TeV) and the LO generator MADGRAPH 5 (for 8 TeV) event generators, respectively.

Diboson W^+W^- events are generated with POWHEG, WZ with MADGRAPH5_aMC@NLO, and ZZ with both MADGRAPH5_aMC@NLO and POWHEG. Top quark production processes $t\bar{t}(+Z)$ are simulated using MADGRAPH5_aMC@NLO and POWHEG. Triboson processes are simulated using MADGRAPH5_aMC@NLO. Finally, Higgs boson production processes with $H \rightarrow ZZ$ are simulated with MADGRAPH5_aMC@NLO.

The 8 TeV simulated samples are simulated in ways similar to the 13 TeV samples. The $Z \rightarrow 4\ell$ ($Z \rightarrow \ell^+\ell^-$) process is simulated using the POWHEG (MADGRAPH) generator, respectively. Diboson processes are simulated at LO with MADGRAPH as are $t\bar{t}(+Z)$ processes. Due to small cross sections, triboson and Higgs boson processes contribute negligible backgrounds at 8 TeV and are not simulated.

Parton distribution functions (PDFs) are essential for event generators and cross section calculations. The simulations of 2016 (2017, 2018) data rely on the NNPDF 3.0 [42] (NNPDF 3.1 [43]) PDF sets and the simulations of 2012 8 TeV data rely on the CT10 [44] and NNPDF 2.3 [45] PDF sets.

For these simulated samples, parton showering, hadronization, and multiparton interactions are modeled using PYTHIA 6.426, 8.226, and 8.230 [46, 47]. Various so-called “tunes” (parameter sets) are used to improve the simulation of the underlying event which includes multiparton interactions and other soft effects of the pp collision. For the 2016 13 TeV simulated samples, the CUETP8M1 tune [48] is used, although the CUETP8M2T4 tune [49] is used for top quark processes. For the 2017 and 2018 samples, the CP5 tune [50] is used, and for the 8 TeV samples, the Z2* tune [51] is used.

The CMS detector response is simulated with the GEANT4 package [52, 53]. The simulation of in-time and out-of-time pileup is calibrated to match the distribution of pileup in data [33]. The average number of pp collisions in an event is about 20 in the 8 TeV data and ranges 23–32 in the 13 TeV data, depending on the data-taking period.

Samples of simulated events including BSM contributions to the $Z \rightarrow 4\ell$ process are used to set limits on the parameters of new physics (NP) models including BSM scalar and vector bosons. The implementation follows Ref. [11] and is carried out using the FEYNRULES package [54]. Event samples are generated using MADGRAPH [7] at representative values of model parameters. These samples include contributions from the SM $Z \rightarrow 4\ell$ process, and are generated at 13 TeV to LO. Acceptance differences for events at 13 TeV and 8 TeV have a negligible effect on the results. For these samples, parton showering and detector simulation are not performed because the analysis depends on reconstructed lepton quantities.

5 Object and event selection

The lepton identification used in these studies is based on Refs. [27–30]. The event selection involves only kinematic quantities based on either two or four well-reconstructed leptons.

5.1 Object selection

Electrons and muons are selected on the basis of kinematic, impact parameter, and reconstruction criteria. A first set of criteria are referred to as the “loose” identification requirements, and a second, more restrictive one is described in the next paragraph. A loosely-identified electron (muon) candidate must satisfy $p_T > 7$ (5) GeV and $|\eta| < 2.5$ (2.4). A candidate of either flavor must satisfy the transverse and longitudinal impact parameter requirements $|d_{xy}| < 0.5$ cm and $|d_z| < 1$ cm with respect to the event’s primary vertex. The three-dimensional impact parameter (IP) of each candidate must also satisfy the requirement $|\text{IP}/\sigma_{\text{IP}}| < 4$ with respect to the primary vertex, where σ_{IP} is the uncertainty in the IP measurement.

Further “tight” identification requirements are defined that select leptons originating from the hard process of an event and suppress leptons resulting from decays of hadrons containing a b or c quark; these requirements are applied to lepton candidates that pass the loose identification

Table 1: Definitions of the phase space and fiducial regions for four-lepton and for dilepton events. The $m_{\ell^+\ell^-}$ requirement for four-lepton events applies to all possible same-flavor, opposite-sign lepton pairs.

Region	4ℓ events	$\ell^+\ell^-$ events
Phase space	$80 < m_{4\ell} < 100 \text{ GeV}$ $m_{\ell^+\ell^-} > 4 \text{ GeV}$	$80 < m_{\ell^+\ell^-} < 100 \text{ GeV}$ —
Fiducial	$ \eta^\ell < 2.5$ $p_T^{\ell_1} > 20 \text{ GeV}$ $p_T^{\ell_2} > 10 \text{ GeV}$ $p_T^{\ell_3}, p_T^{\ell_4} > 5 \text{ GeV}$	$ \eta^\ell < 2.5$ $p_T^{\ell_1} > 20 \text{ GeV}$ $p_T^{\ell_2} > 10 \text{ GeV}$ —

criteria. Tightly-identified muons must be identified as such by the PF algorithm described in Section 3, and the tight identification requirement for electrons is defined by a multivariate classifier. Each tightly-identified lepton must be isolated in the sense that the sum of energies of particles close to the candidate lepton is small compared with the lepton energy. Leptons emitted in Z boson decays are generally expected to be isolated, in contrast to “nonprompt” leptons emitted in heavy hadron decays that are found inside jets; the isolation requirement suppresses unwanted nonprompt leptons. The relative isolation of a lepton is defined by

$$I_{\text{rel}}^\ell = \left(\sum p_T^{\text{charged hadrons}} + \max \left[\sum p_T^{\text{neutral hadrons}} - p_T^{\text{pileup}}, 0 \right] \right) / p_T^\ell,$$

where the sum is over PF objects within a cone of size ΔR about the lepton’s direction. A small value of I_{rel} indicates an isolated lepton. For events collected at 8 (13) TeV, $\Delta R = 0.4$ (0.3). For muons, $p_T^{\text{pileup}} = \sum_{\text{PU}} p_T^{\text{charged hadrons}} / 2 - \sum E_T^{\text{photons}}$ where PU represents the pileup vertices, and the factor of 1/2 is motivated by the fact that two charged hadrons are expected for each neutral one. We require $I_{\text{rel}}^\mu < 0.4$ (< 0.35) at 8 (13) TeV. For electrons, $p_T^{\text{pileup}} = \rho A_{\text{eff}}$, where ρ is the mean energy density in the event and the effective area A_{eff} is the ratio of the slope of the average isolation and the slope of ρ as functions of the number of pileup vertices [55]. We require $I_{\text{rel}}^e < 0.4$ at 8 TeV. The multivariate classifier applied to the 13 TeV data samples includes the object relative isolation as an input variable, so we impose no explicit isolation requirement on electrons in those samples.

The energies and momenta of leptons are corrected on a per-lepton basis for any bias related to detector misalignment or calibration. In simulated events, the object energies are further smeared such that the energy distributions for leptons of both flavors match those observed in data. Unless otherwise specified, all leptons mentioned in the following pass the tight identification requirements.

5.2 Event selection

A set of kinematic and topological requirements forms the basis of the event selection and also defines the fiducial region for acceptance in the CMS detector. These requirements are stated below and summarized in Table 1. In order to be selected, an event must satisfy the requirements for both the fiducial and the phase space regions. The phase space is defined above, in Section 2. The fiducial regions are as similar as possible for the $Z \rightarrow 4\ell$ and $Z \rightarrow \ell^+\ell^-$ final states: $|\eta^\ell| < 2.5$ for all leptons, and $p_T^{\ell_1} > 20 \text{ GeV}$ and $p_T^{\ell_2} > 10 \text{ GeV}$ for the leading and subleading leptons, respectively. The trailing two leptons of a four-lepton event are both required to have $p_T^\ell > 5 \text{ GeV}$.

A four-lepton event must contain exactly four tightly-identified leptons and fall within the four-lepton fiducial and phase space regions. The four leptons must have flavor and charge such that they can be arranged as two pairs of same flavor and opposite sign. These pairs are denoted Z_1 and Z_2 , where $m_{Z_1} > m_{Z_2}$. With the SM in mind, Z_2 is the lepton pair produced mainly via the virtual photon emission shown in Fig. 1. The pairing is ambiguous for events with four leptons of the same flavor; this ambiguity is resolved by testing all possible configurations of opposite-sign pairs and choosing Z_1 and Z_2 to maximize the difference $m_{Z_1} - m_{Z_2}$. We require $m_{Z_1} > 12 \text{ GeV}$ in order to reduce background from Y resonances, which can be difficult to estimate accurately. Finally, all same-flavor leptons within the event must be separated from one another by $\Delta R > 0.02$, and all electrons and muons must be separated from one another by $\Delta R > 0.05$. These separation requirements remove some poorly reconstructed leptons and reduce contributions from bremsstrahlung photons that convert in the detector. They have a negligible impact on the acceptance of $Z \rightarrow 4\ell$ decays.

A dilepton event is selected if it falls within the appropriate fiducial region and contains exactly two leptons satisfying the tight identification criteria. The two leptons must be of the same flavor and of opposite charge and must be separated from one another by $\Delta R > 0.02$.

The event-level combined lepton selection efficiencies are 37% for $Z \rightarrow 4e$, 70% for $Z \rightarrow 4\mu$, and 51% for $Z \rightarrow 2\mu 2e$, and for dilepton channels, they are 72% for $Z \rightarrow e^+e^-$ to 91% for $Z \rightarrow \mu^+\mu^-$.

6 Background estimation

The largest sources of background events come from the $Z \rightarrow \ell^+\ell^-$ and $t\bar{t} \rightarrow 2\ell 2\nu$ production processes. In both cases, the 4ℓ requirements outlined in Section 5.2 select the two prompt leptons and two additional, nonprompt leptons despite the isolation requirements stated in Section 5. These backgrounds make up just over 1% of the 4ℓ signal yield, and their contributions are estimated using control samples in data, as described in Section 6.1.

The nonprompt background that we estimate from data includes only the contributions coming from $Z \rightarrow \ell^+\ell^-$ and $t\bar{t} \rightarrow 2\ell 2\nu$ events. Other processes such as diboson production also contribute events with one or more nonprompt leptons, but their impact is much smaller and better modeled by simulation than the $Z \rightarrow \ell^+\ell^-$ and $t\bar{t}$ contributions. Therefore, the diboson backgrounds are estimated together with the prompt processes that we estimate from simulation. These prompt backgrounds include triboson, Higgs boson, and $t\bar{t}Z$ production, and altogether they comprise about 1% of the 4ℓ yield. Backgrounds from leptonic τ decays, estimated from MC simulations, are found to be negligible.

For the $Z \rightarrow \ell^+\ell^-$ process, the total background contribution is below 0.5% in both the $\mu^+\mu^-$ and e^+e^- final states. We estimate all $Z \rightarrow \ell^+\ell^-$ backgrounds from simulation, including diboson, $t\bar{t}(+Z)$, triboson, $Z \rightarrow \tau^+\tau^-$, and Higgs boson production.

6.1 Nonprompt-lepton background estimate

Events with nonprompt leptons will not necessarily lead to the combination of charges in an $\ell^+\ell^-\ell^+\ell^-$ final state. Therefore, we use a same-sign method to estimate the number of selected events with nonprompt leptons. A control region of events with one same-flavor, opposite-sign lepton pair Z_1 (consisting of prompt leptons) and one same-flavor, same-sign lepton pair Z_2 (consisting of nonprompt leptons) is defined. With the exception of the same-sign requirement for Z_2 , the selection requirements for this control region are identical to those described

in Section 5 for the 4ℓ signal region. In order to match the signal region as closely as possible, the requirement $m_{Z_2} > 4\text{ GeV}$ is imposed.

We estimate the nonprompt background, N^{npr} , as $N^{\text{npr}} = \lambda(N^{\text{obs}} - N^{\text{pr}})$ where λ scales the number of nonprompt events from the control region to the signal region, N^{obs} is the number of observed data events in the control region, and N^{pr} is the total number of expected events from the simulated prompt processes in the control region. We take $\lambda = 1$; that is, we assume all charge configurations of nonprompt leptons are equally probable. This assumption is supported by studies of simulated $Z \rightarrow \ell^+\ell^-$ and $t\bar{t} \rightarrow 2\ell 2\nu$ events, and we assign a systematic uncertainty of 30% to λ , based on these studies. The statistical uncertainty of N^{npr} is assessed by propagating the statistical uncertainties of N^{pr} and N^{obs} .

When measuring the differential decay rates, it is necessary to characterize the shapes of the nonprompt contributions in order to subtract them and this requires a sufficiently large sample of background events. For this purpose, an additional “loose” control region is defined. This region is identical to the one described above—which, for clarity, we will refer to as the “tight” control region—except that we also allow events with one lepton that passes loosened identification criteria. This lepton must pass the “loose” criteria listed in Section 5.1 and it must be in the Z_2 pair. The other three leptons in the event are required to pass the tight identification criteria. Events with more than one lepton candidate passing the loose but failing the tight identification criteria are rejected.

We apply an overall normalization to the loose control region to correct for the different selection efficiencies of loosely and tightly identified leptons. The yield of the loose control region is scaled by the factor $\lambda_{\text{loose}} = N^{\text{npr}}/N_{\text{loose CR}}^{\text{npr}}$, where N^{npr} and $N_{\text{loose CR}}^{\text{npr}}$ are the numbers of nonprompt events in the tight and loose control regions.

7 Systematic uncertainties

Many sources of systematic uncertainty impact the $Z \rightarrow 4\ell$ and $Z \rightarrow \ell^+\ell^-$ yields similarly, and are therefore nearly or completely canceled in the branching fraction measurement given by Eq. (2). These sources of uncertainty concern Z production and include, for example, the integrated luminosity measurements and pileup modeling. The most significant sources of systematic uncertainty are therefore those that depend on the number of selected leptons; namely, the lepton identification and reconstruction efficiencies. The assessed systematic uncertainties in the $\mathcal{B}(Z \rightarrow 4\mu)$, $\mathcal{B}(Z \rightarrow 2\mu 2e)$, and $\mathcal{B}(Z \rightarrow 4e)$ measurements are listed in Table 2.

The efficiency to identify or reconstruct a lepton of a particular flavor, in accordance with the requirements listed in Section 5.1, is measured using the “tag-and-probe” procedure [56]. These efficiencies are measured for finite regions of the fiducial detector volume, defined by p_{T}^{ℓ} and η^{ℓ} of the relevant leptons. We assess the uncertainties from muon identification, electron identification, and electron reconstruction by generating several hundred sets of alternate data-to-simulation scale factors for each uncertainty source and each data-taking period. Each alternate scale factor is normally distributed about its central value with standard deviation equal to its statistical uncertainty. We also include a fully-correlated 1% uncertainty among the efficiency measurements in each set. For all data-taking periods, the uncertainty from muon identification is about 2% in the 4μ final state. In the $4e$ final state, the electron identification uncertainty varies from about 3 to 4%, and the reconstruction uncertainty ranges 2–6%. The $2\mu 2e$ final state has contributions of 1–3% from each of the three sources.

We assess a 30% systematic uncertainty to the nonprompt-lepton background estimate from

Table 2: Systematic uncertainties in the branching fraction, listed by source and by final state. The uncertainty from each source varies by data-taking period. Uncertainties from pileup and theory sources are identical for all final states.

Source	Uncertainty in $\mathcal{B}(Z \rightarrow 4\ell)$ (%)		
	4μ	$2\mu 2e$	$4e$
Muon identification	2	1	0
Electron identification	0	1–2	3–4
Electron reconstruction	0	1–3	2–6
Background (statistical)	<1	1–6	2–6
Background (systematic)	<1	1–5	1
Trigger efficiency	0.2–2	1–1.5	1–2
Pileup distribution	0.5–1	0.5–1	0.5–1
QCD μ_R and μ_F scales	0.8	0.8	0.8
PDF sets	0.6	0.6	0.6

control samples in data described in Section 6.1. This assessment is based on observed variations of the estimate as we vary the details of the procedure for calculating it. These variations are caused by the way sources of nonprompt leptons contribute to the control sample. This systematic uncertainty is assigned in addition to the statistical uncertainty in the total number of estimated nonprompt lepton background events. Both contributions are listed in Table 2 and range from < 1 to 6% for the various 4ℓ final states. The uncertainty from the efficiency of each type of dilepton trigger is assessed as half of the difference of the data-to-simulation efficiency ratio from unity. The efficiencies of the dimuon and dielectron triggers used in the analysis are not identical in data and in simulation, although their ratio is close to unity in all cases. For events of the $2\mu 2e$ final state, which may satisfy either the dimuon or the dilepton trigger, we use the average of the two differences. The overall uncertainty from trigger efficiency is 1–2%. Uncertainties from the pileup conditions are evaluated by varying the cross section controlling the level of pileup in the simulation up or down by one standard deviation. Correlations from one data-taking period to another are taken into account. The corresponding uncertainty in $\mathcal{B}(Z \rightarrow 4\ell)$ is below 1% for all data-taking periods and is identical for all 4ℓ final states.

Theoretical uncertainties can impact the measurement of $\mathcal{B}(Z \rightarrow 4\ell)$ through the calculation of the ratio of acceptances appearing in Eq. (2). These uncertainties arise from variations in the renormalization μ_R and factorization μ_F scales and from imprecise knowledge of the PDFs. The uncertainty from these sources is estimated by reweighting the simulated $Z \rightarrow 4\ell$ and $Z \rightarrow \ell^+\ell^-$ event samples. The alternate weights for the renormalization and factorization scales are calculated by varying μ_R and μ_F independently by factors of 1/2 and by 2, excluding the cases where one is multiplied by 1/2 and the other by 2. One-half the difference between the largest and smallest values is taken to be the systematic uncertainty and it amounts to less than 1%. The alternate PDF sets are 100 variations of NNPDF 3.1 (or NNPDF 3.0 for some simulated data sets), corresponding to an uncertainty in the branching fraction of 0.6%. The systematic uncertainties from both theory sources are identical for all 4ℓ final states.

8 Results

The results of this analysis begin with the event yields and the $Z \rightarrow 4\ell$ branching fraction measurements. Next, nine differential $Z \rightarrow 4\ell$ decay rate measurements are reported, followed by the results of probes for CP violation in the $Z \rightarrow 4\ell$ decay process. Finally, limits on new physics in the $Z \rightarrow 4\ell$ channel are presented.

Table 3: Observed event yields and sample composition for the $Z \rightarrow 4\ell$ signal region listed for the sum of all 4ℓ channels and for each channel individually. These yields are inclusive of all 8 and 13 TeV data samples. The uncertainties shown are obtained by combining statistical and systematic uncertainties in quadrature.

Type	$N_{4\mu}$	$N_{2\mu 2e}$	N_{4e}	$N_{4\ell}$ (total)
Observed	876	800	201	1 877
Expected	806.4 ± 44.0	806.0 ± 43.2	198.1 ± 10.9	$1 810.5 \pm 62.6$
Signal	793.4 ± 43.9	784.6 ± 42.9	195.1 ± 10.7	$1 773.1 \pm 62.3$
Background	12.9 ± 3.4	21.4 ± 4.9	3.0 ± 1.9	37.4 ± 6.3
Nonprompt	8.4 ± 3.4	16.2 ± 4.9	1.3 ± 1.9	25.9 ± 6.3
Other	4.5 ± 0.4	5.2 ± 0.3	1.8 ± 0.3	11.5 ± 0.6
Signal purity (%)	98.4 ± 1.2	97.3 ± 1.1	98.5 ± 2.3	97.9 ± 0.6
$N^{\text{obs}}/N^{\text{exp}}$ (%)	108.6 ± 3.8	99.3 ± 3.6	101.4 ± 7.4	103.7 ± 2.4

Table 4: Observed event yields and sample composition for the $Z \rightarrow \ell^+\ell^-$ signal regions, inclusive of all 8 and 13 TeV data samples. The uncertainties shown are obtained by combining statistical and systematic uncertainties in quadrature.

Type	$N_{\mu^+\mu^-}$	$N_{e^+e^-}$	$N_{\ell^+\ell^-}$ (total)
Observed	105,025,896	75,569,408	180,595,340
Expected	$105,300,000 \pm 2,900,000$	$77,220,000 \pm 2,100,000$	$182,500,000 \pm 3,600,000$
Signal	$104,900,000 \pm 2,900,000$	$76,940,000 \pm 2,100,000$	$181,900,000 \pm 3,600,000$
Background	$345,000 \pm 9,900$	$273,000 \pm 7,900$	$618,000 \pm 13,000$
Diboson	$193,500 \pm 5,500$	$150,900 \pm 4,300$	$344,500 \pm 6,900$
$t\bar{t}$	$143,800 \pm 8,200$	$115,900 \pm 6,600$	$259,700 \pm 11,000$
Other	$7,682 \pm 280$	$6,126 \pm 230$	$13,810 \pm 360$
Signal purity (%)	99.672 ± 0.002	99.646 ± 0.003	99.661 ± 0.001
$N^{\text{obs}}/N^{\text{exp}}$ (%)	99.759 ± 0.010	97.866 ± 0.011	98.958 ± 0.007

Numerical values for the results reported in this paper are provided in HEPData [57].

The expected sample composition after applying the $Z \rightarrow 4\ell$ selection described in Section 5 is given in Table 3. The sample composition of $Z \rightarrow \ell^+\ell^-$ events is listed in Table 4. Distributions of the invariant mass $m_{4\ell}$ for all $Z \rightarrow 4\ell$ events are shown in Fig. 3.

8.1 Branching fraction measurements

The individual branching fractions $\mathcal{B}(Z \rightarrow 4\mu)$, $\mathcal{B}(Z \rightarrow 2\mu 2e)$, and $\mathcal{B}(Z \rightarrow 4e)$ are measured using each of the 2012, 2016, 2017, and 2018 data samples. The 8 TeV data, taken in 2012, are expected to contribute 8.4% of the total yield. Simultaneous fits to these 12 measurements are performed with a procedure that is equivalent to the best linear unbiased estimation method for combining measurements [58]. The free parameters in the fit are signal strength parameters that scale the SM expected value of the branching fraction to the observed one. The measured value is the product of the signal strength and the expected value. Two fits are performed: one in which a single signal strength is used to parameterize all 4ℓ final states simultaneously (the ‘‘SM’’ parameterization), and another in which the signal strengths for the 4μ , $2\mu 2e$, and $4e$ final states are allowed to vary independently (the ‘‘BSM’’ parameterization). The SM parameterization assumes lepton flavor universality in the $Z \rightarrow 4\ell$ process and is the nominal result. The BSM parameterization is used for the new physics constraints reported in Section 8.4.

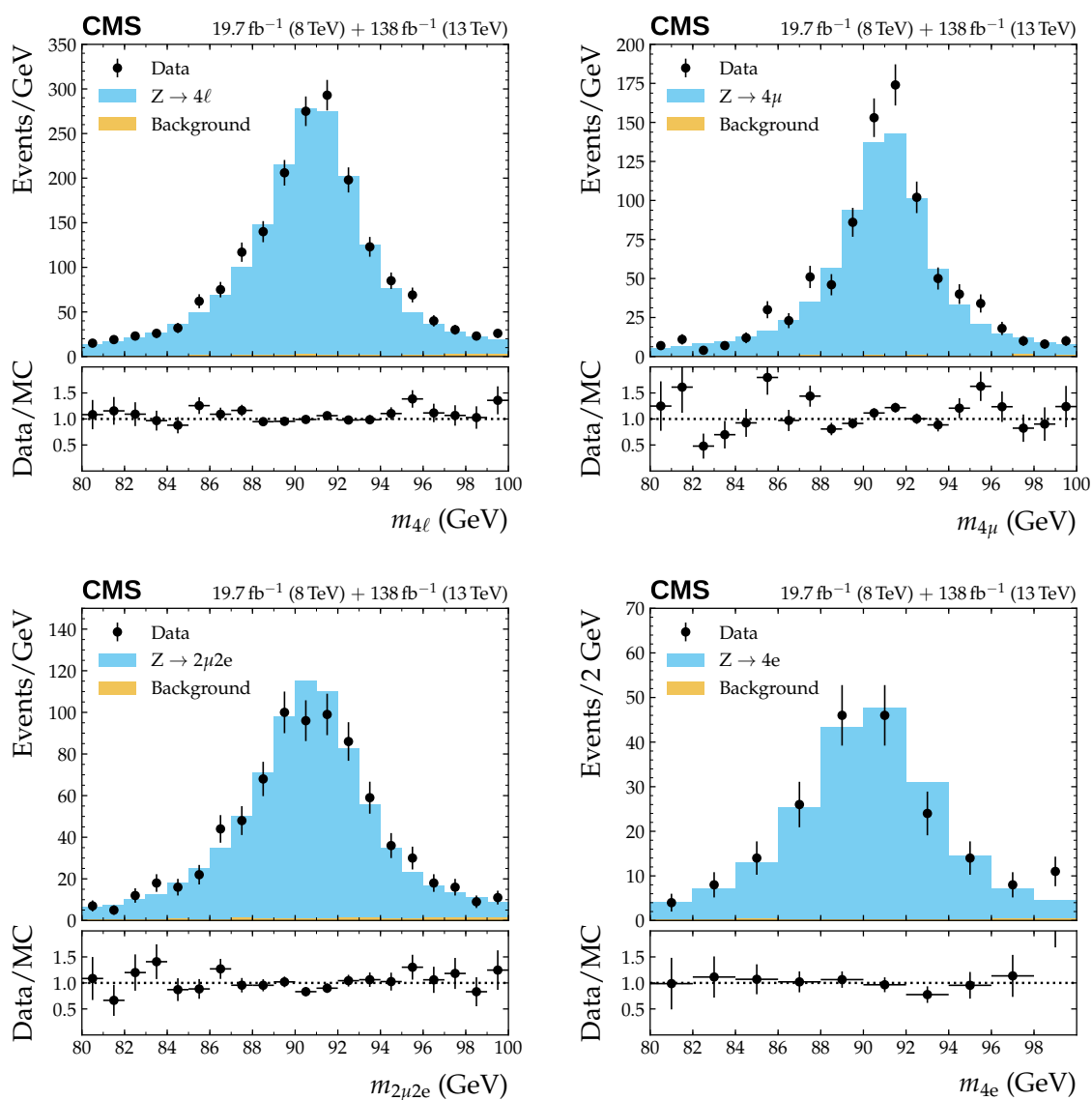


Figure 3: Invariant mass distributions for events passing the $Z \rightarrow 4\ell$ selection for the sum of all 4ℓ channels (upper left), the 4μ channel (upper right), the $2\mu 2e$ channel (lower left), and the $4e$ channel (lower right). Vertical error bars represent the total uncertainty on each point. The simulations are normalized according to predicted cross sections and the integrated luminosity.

Table 5: Measured branching fractions. The measured values for individual channels 4μ , $2\mu 2e$, and $4e$ are obtained from the BSM fit described in Section 8.1. The value for the combined channel 4ℓ is obtained from the SM fit.

Channel	$\mathcal{B}(Z \rightarrow 4\ell) [\times 10^{-6}]$	
	Expected	Observed
4μ	1.20 ± 0.01	1.25 ± 0.04 (stat) ± 0.03 (syst)
$2\mu 2e$	2.31 ± 0.02	2.17 ± 0.08 (stat) ± 0.06 (syst)
$4e$	1.20 ± 0.01	1.16 ± 0.09 (stat) ± 0.06 (syst)
4ℓ	4.70 ± 0.05	4.67 ± 0.11 (stat) ± 0.10 (syst)

The fitting procedure includes correlations of systematic uncertainties among the measurements. We consider each source to be completely correlated for all measurements within a particular data-taking period. Lepton identification and reconstruction efficiencies are fully correlated among the 13 TeV data and uncorrelated with the 8 TeV data, with the exception of a 50% correlation for electron identification efficiency between 8 and 13 TeV. In general, the dimuon and dielectron trigger efficiencies are uncorrelated with each other, and all trigger efficiencies are uncorrelated among the data-taking periods. The systematic uncertainty from background estimation is fully correlated across data-taking periods, as are all uncertainties from theory sources.

The fit results are listed in Table 5. The values for the individual channels 4μ , $2\mu 2e$, and $4e$ are statistically independent and are based on the BSM parameterization. The value for the combined channel 4ℓ is not simply the sum of the values for the individual channels because it comes from the SM fit which is based on a parameterization different from that of the BSM fit. This measurement of $\mathcal{B}(Z \rightarrow 4\ell)$ has a precision of about 3.2% which is substantially more precise than the combined value reported in Ref. [11] and the latest value reported by the Particle Data Group [20]. It is twice as precise as the most recent measurement reported by the ATLAS Collaboration [6]. All measurements in Tables 5 are consistent with the SM predictions.

8.2 Differential decay rates

We report the differential decay rates $d\Gamma_{Z \rightarrow 4\ell} / dx$, where x is one of nine kinematic and angular quantities. These quantities are, unless otherwise specified, measured in the rest frame of the Z boson, which is taken to be the center-of-mass frame of the reconstructed four-lepton system.

For each observed data distribution, we subtract the expected background bin-by-bin. The shape of the nonprompt-lepton background is taken from the loose control region described in Section 6.1 and the shapes of other backgrounds are taken from simulations. After background subtraction, each distribution is unfolded to the dressed lepton level in order to correct for the effects of detector resolution. The software package PYUNFOLD [59] is used, which implements the D'Agostini method of iterative unfolding [60] with a customizable initial prior distribution. We begin with a flat prior and iterate until the result converges. Convergence is achieved when the covariance matrix remains stable between iterations within a 1% tolerance, which is met before 50 iterations for each distribution. For the quantities considered here, resolution effects are small and unfolding has a minor effect on the distributions. The unfolded distributions are corrected to the full phase space by taking into account the acceptance and efficiency for each bin in the distribution. Each distribution is normalized such that its integral is equal to

$$\Gamma_{Z \rightarrow 4\ell} = \mathcal{B}(Z \rightarrow 4\ell)\Gamma_Z = 12.83 \pm 0.41 \text{ keV},$$

where $\mathcal{B}(Z \rightarrow 4\ell)$ is the fit result given in Table 5 and $\Gamma_Z = 2.4955 \pm 0.0023 \text{ GeV}$ is the world-

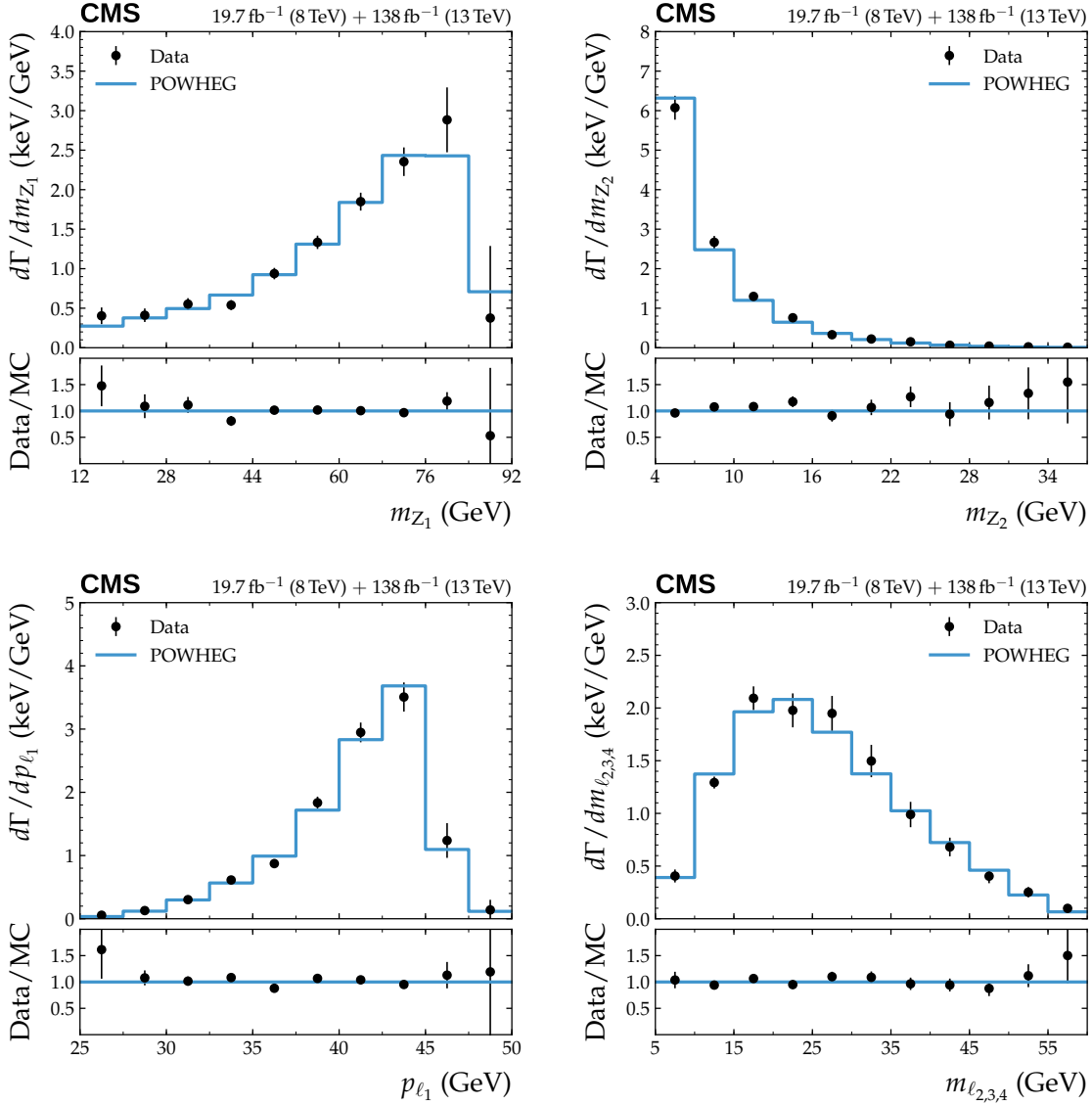


Figure 4: The differential $Z \rightarrow 4\ell$ decay rate $d\Gamma_{Z \rightarrow 4\ell}/dx$ as a function of the quantities m_{Z_1} (upper left), m_{Z_2} (upper right), p_{ℓ_1} (lower left), and $m_{\ell_{2,3,4}}$ (lower right) defined in Section 8.2. These distributions have been unfolded and scaled to the full phase space region using the $\mathcal{B}(Z \rightarrow 4\ell)$ result of Table 5. For each bin, the total uncertainty is shown.

average total Z boson width [20].

The differential decay rates for the invariant masses of the lepton pairs, $d\Gamma_{Z \rightarrow 4\ell}/dm_{Z_1}$ and $d\Gamma_{Z \rightarrow 4\ell}/dm_{Z_2}$, are shown in Fig. 4, upper left and upper right, respectively. The phase space definition requires $m_{Z_2} > 4$ GeV, and the event selection requires $m_{Z_1} > 12$ GeV. Figure 4 (lower left) shows $d\Gamma_{Z \rightarrow 4\ell}/dp_{\ell_1}$, where p_{ℓ_1} is the momentum of the leading lepton in the Z boson rest frame. The distribution of p_{ℓ_1} peaks sharply just below 45 GeV, which is approximately half the nominal mass of the Z boson. Figure 4 (lower right) shows $d\Gamma_{Z \rightarrow 4\ell}/dm_{\ell_{2,3,4}}$, where $m_{\ell_{2,3,4}}$ is the invariant mass of the trailing three leptons; this quantity tends to be anticorrelated with p_{ℓ_1} . Its distribution falls sharply below 20 GeV due to the $m_{\ell+\ell-} > 4$ GeV phase space definition.

The measurement of $d\Gamma_{Z \rightarrow 4\ell}/d\beta$ is shown in Fig. 5 (upper), where β is the angle between the momentum of the less-energetic lepton of the Z_1 pair and the momentum of Z_2 . This angle

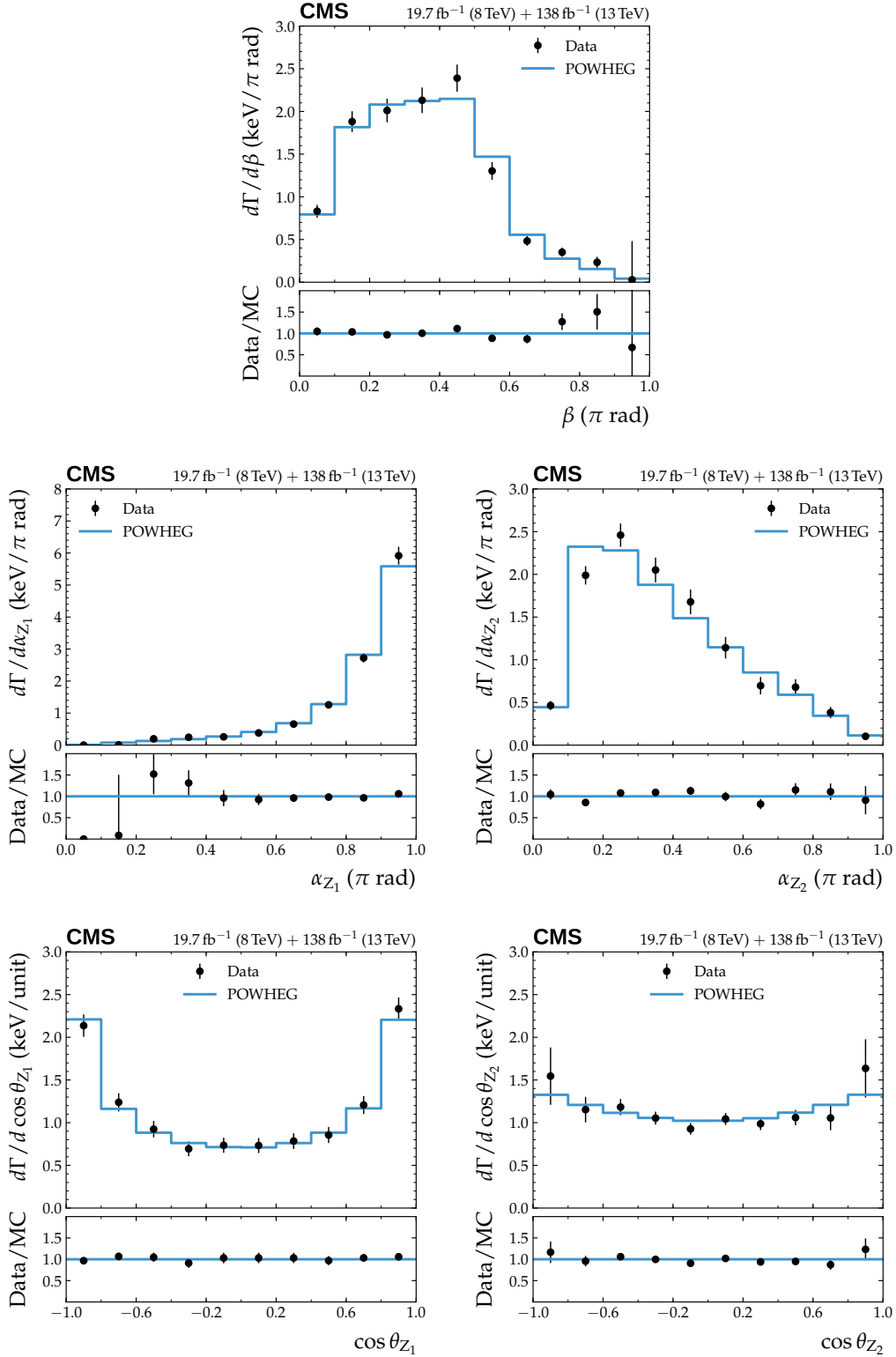


Figure 5: The differential decay rates $d\Gamma_{Z \rightarrow 4\ell}/d\beta$ (upper), $d\Gamma_{Z \rightarrow 4\ell}/d\alpha_{Z_1}$ (middle left), $d\Gamma_{Z \rightarrow 4\ell}/d\alpha_{Z_2}$ (middle right), $d\Gamma_{Z \rightarrow 4\ell}/d \cos \theta_{Z_1}$ (lower left), and $d\Gamma_{Z \rightarrow 4\ell}/d \cos \theta_{Z_2}$ (lower right). Here, β and α_{Z_1} have been scaled so that π radians corresponds to 1.0 on the plot. These distributions have been unfolded and scaled to the full phase space region using the $\mathcal{B}(Z \rightarrow 4\ell)$ result of Table 5. For each bin, the total uncertainty is shown.

quantifies the collimation of the virtual particle emission shown in Fig. 1. Distributions of $d\Gamma_{Z \rightarrow 4\ell} / d\alpha_{Z_1}$ and $d\Gamma_{Z \rightarrow 4\ell} / d\alpha_{Z_2}$ are shown in Fig. 5, middle left and middle right, respectively, where α_{Z_1} (α_{Z_2}) is the angle between the momenta of the leptons of pair Z_1 (Z_2) in the Z rest frame. The leptons of Z_1 are expected to be well separated, which is confirmed in Fig. 5 (middle left). However, they cannot be fully back-to-back because of the presence of Z_2 , and the distribution of α_{Z_1} in fact extends below π . The Z_2 leptons, by contrast, are expected to be collimated, but their angular separation cannot be arbitrarily small because of the requirement that $m_{Z_2} > 4 \text{ GeV}$. Distributions of $d\Gamma_{Z \rightarrow 4\ell} / d\cos\theta_{Z_1}$ and $d\Gamma_{Z \rightarrow 4\ell} / d\cos\theta_{Z_2}$ are shown in Fig. 5, lower left and lower right, respectively. Here θ_{Z_1} (θ_{Z_2}) is the angle between the momentum of the positively-charged lepton of pair Z_1 (Z_2) and the momentum of Z_2 (Z_1), measured in the rest frame of Z_1 (Z_2). These angles characterize the helicity of each lepton pair, and the observed symmetry of the distributions of $\cos\theta_{Z_1}$ and $\cos\theta_{Z_2}$ reflects the CP invariance of the $Z \rightarrow 4\ell$ decay process.

Overall, the agreement of the simulation with the measured differential decay rates displayed in Figs. 4 and 5 is good.

8.3 Measurement of the triple-product asymmetry

The SM does not predict observable violations of CP invariance in decays of Z bosons, so any evidence for CP violation would constitute a clear signal of BSM physics. Generally, CP violation in decays of unstable particles can appear as a difference between the amplitudes for the decay to a specific final state and to its CP -conjugate state [21, 61]. Assuming that all gauge interactions respect CPT invariance, where T is time-reversal symmetry, a T -odd observable such as the scalar triple product $X = (\vec{p}_a \times \vec{p}_b) \cdot \vec{p}_c$ can be used to test for CP invariance violation that would be manifested as an asymmetry in X [61]. In the present case of four-body Z boson decays, decomposed as two-body decays to Z_1 and Z_2 , the angle ϕ between the respective decay planes provides an opportunity to test for CP invariance violation by measuring the asymmetry $A_{\sin\phi}$ defined in Section 2.2.

The measurements of $A_{\sin\phi}$ for all 4ℓ final states are given in Table 6. Every measured value is consistent with the SM expectation of zero, hence there is no evidence of CP invariance violation. The table also lists N_+ and N_- , the numbers of events with $\sin\phi > 0$ or < 0 , respectively, after subtracting background contributions determined from the loose control region described in Section 6. The background estimation is the only nonnegligible source of systematic uncertainty for $A_{\sin\phi}$, which is much smaller than the statistical uncertainty. Both the statistical and systematic uncertainties for $A_{\sin\phi}$ are computed taking $A_{\sin\phi} = 0$. The distributions of $\sin\phi$ are shown in Fig. 6 for all $Z \rightarrow 4\ell$ events and for each final state studied.

Table 6: The number of signal $Z \rightarrow 4\ell$ events N_+ (N_-) in which $\sin\phi > 0$ (< 0), and the associated asymmetry $A_{\sin\phi}$ defined in Eq. (3). The yields N_+ and N_- are reported after subtraction of backgrounds. Uncertainties are computed with respect to $A_{\sin\phi} = 0$.

Channel	N_+	N_-	$A_{\sin\phi}$ (%)
4μ	412	450	-4.3 ± 3.4 (stat) ± 0.3 (syst)
$2\mu 2e$	372	406	-4.3 ± 3.6 (stat) ± 0.4 (syst)
$4e$	98	101	-1.4 ± 7.1 (stat) ± 0.6 (syst)
4ℓ	882	956	-4.0 ± 2.3 (stat) ± 0.2 (syst)

8.4 Physics beyond the SM

A light gauge boson that couples to leptons and has a mass below approximately 70 GeV may be produced on shell in Z boson decays. If such a particle exists, it must modify $\mathcal{B}(Z \rightarrow 4\ell)$ with respect to its SM predicted value.

Without focusing on specific models, we address this general possibility by hypothesizing a new light boson coupling significantly to leptons. This minimal extension of the SM was explored in Ref. [11], where the boson is labeled U . A scalar or vector U boson may mediate the $Z \rightarrow 4\ell$ decay, as shown in Fig. 2. The relevant parameters of U are its mass m_U and the strengths of its couplings to leptons, g_ℓ . We consider cases where the U boson couples to electrons and muons equally (i.e., $g_e = g_\mu$) and where it couples exclusively to leptons of one flavor (i.e., $g_\mu = 0$ or $g_e = 0$). In contrast to Ref. [14], which targets a narrow peak in

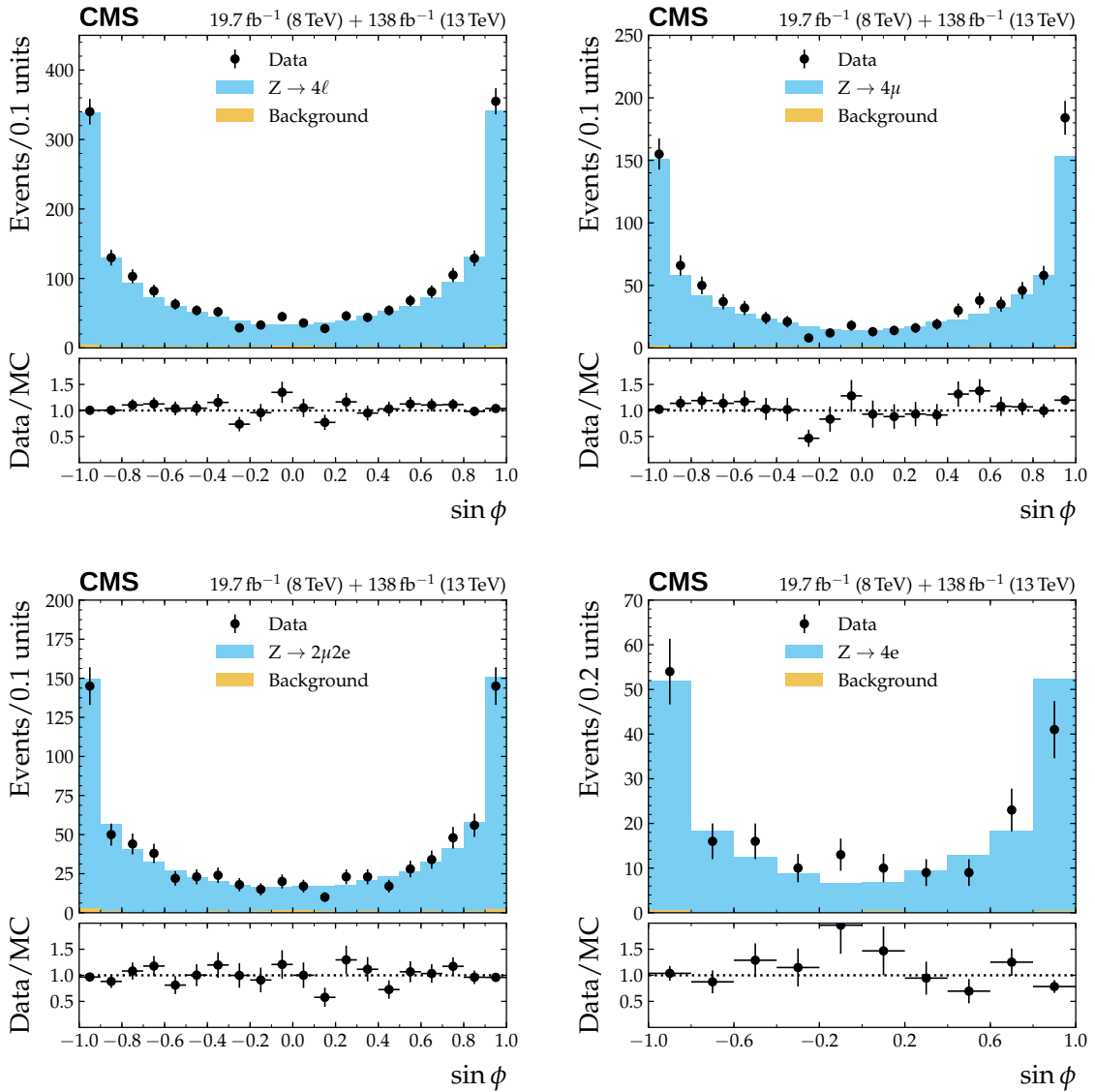


Figure 6: Distributions of $\sin \phi$ for the sum of all 4ℓ channels (upper left), the 4μ channel (upper right), the $2\mu 2e$ channel (lower left), and the $4e$ channel (lower right). Vertical error bars represent the total uncertainty on each point. The simulations are normalized according to predicted cross sections and the integrated luminosity.

Table 7: Upper limits at 95% CL on the branching fractions listed in Table 5.

Channel	95% CL upper limit [$\times 10^{-6}$]	
	Expected	Observed
4μ	1.28	1.34
$2\mu 2e$	2.48	2.33
$4e$	1.37	1.32
4ℓ	4.95	4.91

the dilepton invariant mass spectrum, our procedure is insensitive to assumptions about the U boson total width Γ_U because we do not search for narrow structures in dilepton mass spectra. Under the assumption that new physics appears as a narrow peak, the results from Ref. [14] are expected to be more sensitive than the results presented here.

The 95% confidence level (CL) upper limit (UL) on individual channels $\mathcal{B}(Z \rightarrow 4\mu)$, $\mathcal{B}(Z \rightarrow 2\mu 2e)$, $\mathcal{B}(Z \rightarrow 4e)$ and on the combined channel $\mathcal{B}(Z \rightarrow 4\ell)$ are calculated using the measured branching fractions given in Table 5. The expected and observed upper limits are reported in Table 7.

In order to derive constraints on model parameters m_U and g_ℓ , signal events are generated at LO with MADGRAPH [7] implementing the Lagrangian terms in Eqs. (4) and (5) using the FEYNRULES package [54]. The values for m_U and g_ℓ vary in the ranges $4 < m_U < 90 \text{ GeV}$ and $0.005 < g_\ell < 0.45$. Each signal sample has 10^4 events, including contributions from both the SM and the new physics process and their interference. The U boson total width Γ_U is calculated by MADGRAPH.

For each sampled point in the (m_U, g_ℓ) parameter space, we calculate the acceptance A^{NP} of the fiducial region as defined in Section 5.2. A sampled point is excluded when

$$A^{\text{NP}} > \frac{\mathcal{B}(Z \rightarrow 4\ell)^{95\% \text{ CL UL}}}{\mathcal{B}(Z \rightarrow 4\ell)} A^{\text{SM}}, \quad (6)$$

where $\mathcal{B}(Z \rightarrow 4\ell)^{95\% \text{ CL UL}}$ is the 95% CL upper limit of $\mathcal{B}(Z \rightarrow 4\ell)$ listed in Table 7 and A^{SM} is the acceptance for SM events generated at LO with MADGRAPH.

The results are presented as curves in the (m_U, g_ℓ) plane. These curves are obtained by performing a fit in (m_U, g_ℓ) space and obtaining a smooth mapping to A^{NP} , that is, $f(m_U, g_\ell) = A^{\text{NP}}$. The exclusion curve is given by the contour

$$f(m_U, g_\ell) = \frac{\mathcal{B}(Z \rightarrow 4\ell)^{95\% \text{ CL UL}}}{\mathcal{B}(Z \rightarrow 4\ell)} A^{\text{SM}},$$

where the right side of the equality is the right side of the inequality in Eq. (6).

The excluded regions for the six models we consider are displayed in Fig. 7. These constraints, based on the current analysis, are more stringent than those presented in Ref. [11], which employed a world average for $\mathcal{B}(Z \rightarrow 4\ell)$. The strongest limits are found for the case of a vector U with $g_e = 0$, which complement the CMS direct search for an $L_\mu - L_\tau$ vector gauge boson in the 4μ channel [14]. The excluded regions from both analyses are shown together in Fig. 7 (lower right). Similar results are obtained in Ref. [12].

Other theoretical approaches for new physics based on effective field theories [62] can profit from the constraints presented here, in particular, the differential decay distributions reported in Section 8.2. The ATLAS Collaboration pursued this approach in Ref. [6].

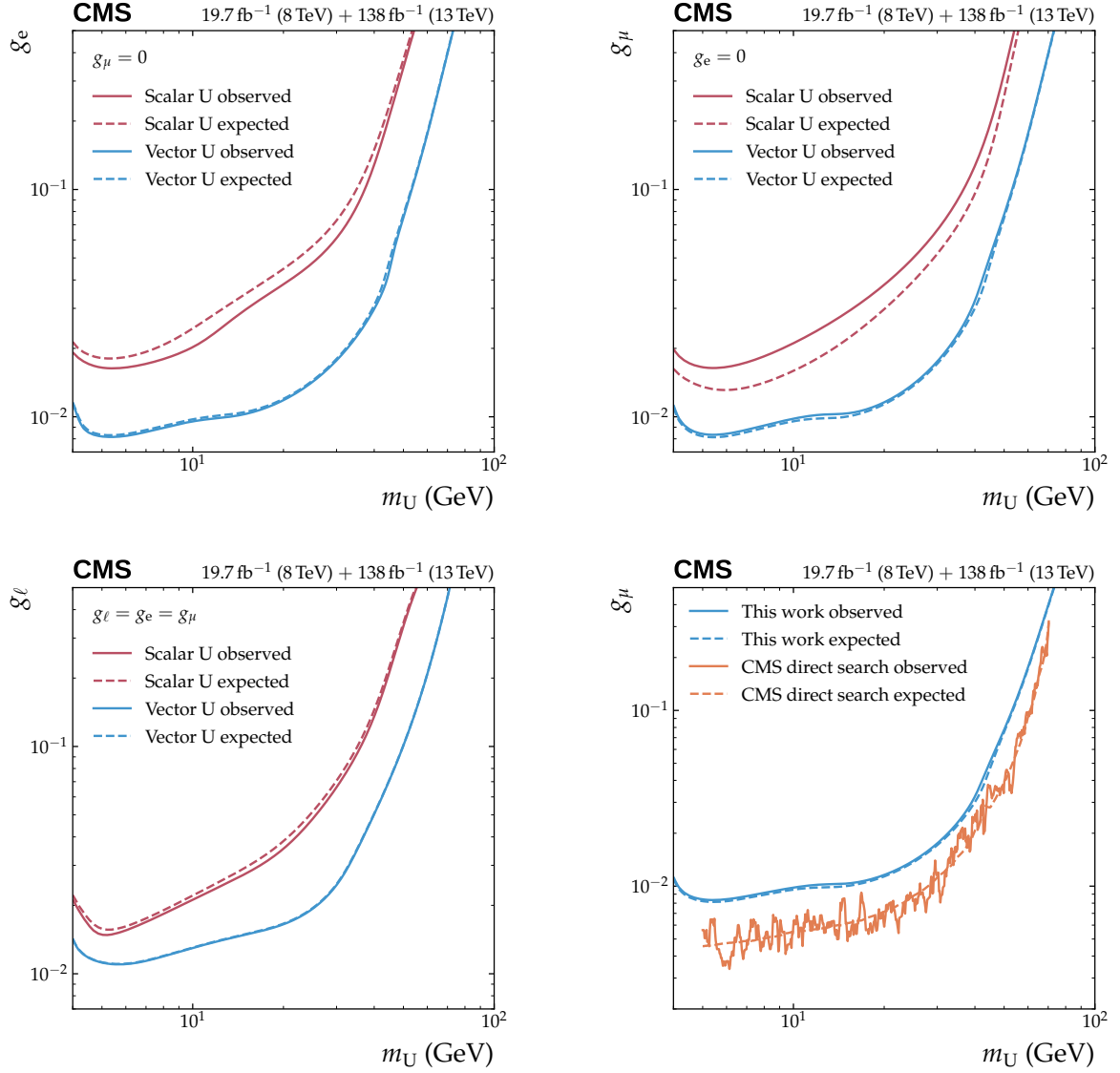


Figure 7: Exclusion contours at 95% CL for a BSM boson U : (upper left) U couples only to electrons, (upper right) U couples only to muons, (lower left) U couples equally to electrons and muons. The region above and to the left of the curve is excluded. The lower right plot compares the exclusion contour obtain in this analysis to the CMS direct search [14] for a vector U boson that couples only to muons. The dashed (solid) lines show the expected (observed) exclusion contours.

9 Summary

A detailed study of $Z \rightarrow 4\ell$ decays ($\ell = e$ or μ) in proton-proton collisions at $\sqrt{s} = 8$ and 13 TeV has been presented. The data correspond to an integrated luminosity of 19.7 fb^{-1} collected at 8 TeV and 138 fb^{-1} at 13 TeV with the CMS detector. A total of 1,877 events is observed in the $Z \rightarrow 4\ell$ signal region. The signal purity for each of the 4μ , $2\mu 2e$, and $4e$ final states is above 97%.

A measurement of the branching fraction for the sum of all four-lepton decay modes has been reported: $\mathcal{B}(Z \rightarrow 4\ell) = (4.67 \pm 0.11 \text{ (stat)} \pm 0.10 \text{ (syst)}) \times 10^{-6}$. This measurement is more precise than all previous CMS and ATLAS results [1–6] and has a combined statistical and systematic precision of 3.2%. Measurements of the branching fractions for the decays $Z \rightarrow 4\mu$, $Z \rightarrow 4e$, and $Z \rightarrow 2\mu 2e$ have also been reported. All measured branching fractions are consistent with standard model (SM) expectations.

Measurements of differential decay rates for the $Z \rightarrow 4\ell$ decay process as functions of nine kinematic and angular quantities were presented. These measurements are reported in terms of the $Z \rightarrow 4\ell$ partial width $\Gamma_{Z \rightarrow 4\ell}$. They are unfolded to correct for the effects of detector resolution and scaled to the full phase space region defined by the four-lepton invariant mass $80 < m_{4\ell} < 100 \text{ GeV}$ and the dilepton invariant mass $m_{\ell^+\ell^-} > 4 \text{ GeV}$. These differential decay rates characterize the behavior of the $Z \rightarrow 4\ell$ decay process and are consistent with simulations based on the SM.

In the interest of exploring possible contributions of new physics to the $Z \rightarrow 4\ell$ channel, a triple-product asymmetry measurement was performed. The measurement was made possible by the high statistical precision of the analysis, and may be used to probe for possible violations of charge conjugation and parity invariance in this decay. This asymmetry is observed to be consistent with zero for all 4ℓ channels, as expected in the SM. Finally, the $\mathcal{B}(Z \rightarrow 4\mu)$, $\mathcal{B}(Z \rightarrow 4e)$, and $\mathcal{B}(Z \rightarrow 2\mu 2e)$ measurements were used to set limits on new physics in the form of a scalar or vector boson that may mediate the $Z \rightarrow 4\ell$ process. These limits are more stringent than those set using previous measurements of $\mathcal{B}(Z \rightarrow 4\ell)$ [11] and complement direct searches for a narrow-width vector boson decaying to a $\mu^+\mu^-$ pair [14].

Acknowledgments

We congratulate our colleagues in the CERN accelerator departments for the excellent performance of the LHC and thank the technical and administrative staffs at CERN and at other CMS institutes for their contributions to the success of the CMS effort. In addition, we gratefully acknowledge the computing centers and personnel of the Worldwide LHC Computing Grid and other centers for delivering so effectively the computing infrastructure essential to our analyses. Finally, we acknowledge the enduring support for the construction and operation of the LHC, the CMS detector, and the supporting computing infrastructure provided by the following funding agencies: SC (Armenia), BMBWF and FWF (Austria); FNRS and FWO (Belgium); CNPq, CAPES, FAPERJ, FAPERGS, and FAPESP (Brazil); MES and BNSF (Bulgaria); CERN; CAS, MoST, and NSFC (China); MINCIENCIAS (Colombia); MSES and CSF (Croatia); RIF (Cyprus); SENESCYT (Ecuador); ERC PRG and PSG, TARISTU24-TK10 and MoER TK202 (Estonia); Academy of Finland, MEC, and HIP (Finland); CEA and CNRS/IN2P3 (France); SRNSF (Georgia); BMFTR, DFG, and HGF (Germany); GSRI (Greece); MATE and NKFIH (Hungary); DAE and DST (India); IPM (Iran); SFI (Ireland); INFN (Italy); MSIT and NRF (Republic of Korea); MES (Latvia); LMTLT (Lithuania); MOE and UM (Malaysia); BUAP, CINVESTAV, CONACYT, LNS, SEP, and UASLP-FAI (Mexico); MOS (Montenegro); MBIE (New Zealand); PAEC

(Pakistan); MSHE, NSC, and NAWA (Poland); FCT (Portugal); MESTD (Serbia); MICIU/AEI and PCTI (Spain); MOSTR (Sri Lanka); Swiss Funding Agencies (Switzerland); MST (Taipei); MHESI (Thailand); TUBITAK and TENMAK (Türkiye); NASU (Ukraine); STFC (United Kingdom); DOE and NSF (USA).

Individuals have received support from the Marie-Curie programme and the European Research Council and Horizon 2020 Grant, contract Nos. 675440, 724704, 752730, 758316, 765710, 824093, 101115353, 101002207, 101001205, and COST Action CA16108 (European Union); the Leventis Foundation; the Alfred P. Sloan Foundation; the Alexander von Humboldt Foundation; the Science Committee, project no. 22rl-037 (Armenia); the Fonds pour la Formation à la Recherche dans l'Industrie et dans l'Agriculture (FRIA) and Fonds voor Wetenschappelijk Onderzoek contract No. 1228724N (Belgium); the Beijing Municipal Science & Technology Commission, No. Z191100007219010, the Fundamental Research Funds for the Central Universities, the Ministry of Science and Technology of China under Grant No. 2023YFA1605804, the Natural Science Foundation of China under Grant No. 12535004, and USTC Research Funds of the Double First-Class Initiative No. YD2030002017 (China); the Ministry of Education, Youth and Sports (MEYS) of the Czech Republic; the Shota Rustaveli National Science Foundation (Georgia); the Deutsche Forschungsgemeinschaft (DFG), among others, under Germany's Excellence Strategy – EXC 2121 “Quantum Universe” – 390833306, and under project number 400140256 - GRK2497; the Hellenic Foundation for Research and Innovation (HFRI), Project Number 2288 (Greece); the Hungarian Academy of Sciences, the New National Excellence Program - ÚNKP, the NKFIH research grants K 131991, K 138136, K 143460, K 143477, K 147557, K 146913, K 146914, K 147048, TKP2021-NKTA-64, and 2025-1.1.5-NEMZ.KI-2025-00004, and MATE KKP and KKPCs Research Excellence and Flagship Research Groups grants (Hungary); the Council of Science and Industrial Research, India; ICSC – National Research Center for High Performance Computing, Big Data and Quantum Computing, FAIR – Future Artificial Intelligence Research, and CUP I53D23001070006 (Mission 4 Component 1), funded by the NextGenerationEU program, the Italian Ministry of University and Research (MUR) under Bando PRIN 2022 – CUP I53C24002390006, PRIN PRIMULA 2022RBYK7T (Italy); the Latvian Council of Science; the Ministry of Science and Higher Education, project no. 2022/WK/14, and the National Science Center, contracts Opus 2021/41/B/ST2/01369, 2021/43/B/ST2/01552, 2023/49/B/ST2/03273, and the NAWA contract BPN/PPO/2021/1/00011 (Poland); the Fundação para a Ciência e a Tecnologia (Portugal); the National Priorities Research Program by Qatar National Research Fund; MICIU/AEI/10.13039/501100011033, ERDF/EU, “European Union NextGenerationEU/PRTR”, projects PID2022-142604OB-C21, PID2022-139519OB-C21, PID2023-147706NB-I00, PID2023-148896NB-I00, PID2023-146983NB-I00, PID2023-147115NB-I00, PID2023-148418NB-C41, PID2023-148418NB-C42, PID2023-148418NB-C43, PID2023-148418NB-C44, PID2024-158190NB-C22, RYC2021-033305-I, RYC2024-048719-I, CNS2023-144781, CNS2024-154769 and Plan de Ciencia, Tecnología e Innovación de Asturias, Spain; the Chulalongkorn Academic into Its 2nd Century Project Advancement Project, the National Science, Research and Innovation Fund program IND_FF_68.369_2300_097, and the Program Management Unit for Human Resources & Institutional Development, Research and Innovation, grant B39G680009 (Thailand); the Eric & Wendy Schmidt Fund for Strategic Innovation through the CERN Next Generation Triggers project under grant agreement number SIF-2023-004; the Kavli Foundation; the Nvidia Corporation; the SuperMicro Corporation; the Welch Foundation, contract C-1845; and the Weston Havens Foundation (USA).

Data availability

Release and preservation of data used by the CMS Collaboration as the basis for publications is guided by the CMS data preservation, re-use and open access policy.

References

- [1] CMS Collaboration, “Observation of Z decays to four leptons with the CMS detector at the LHC”, *JHEP* **12** (2012) 034, doi:10.1007/JHEP12(2012)034, arXiv:1210.3844.
- [2] CMS Collaboration, “Measurement of the ZZ production cross section and $Z \rightarrow \ell^+ \ell^- \ell'^+ \ell'^-$ branching fraction in pp collisions at $\sqrt{s} = 13$ TeV”, *Phys. Lett. B* **763** (2016) 280, doi:10.1016/j.physletb.2016.10.054, arXiv:1607.08834. Erratum: doi:10.1016/j.physletb.2017.09.030.
- [3] CMS Collaboration, “Measurements of the pp \rightarrow ZZ production cross section and the $Z \rightarrow 4\ell$ branching fraction, and constraints on anomalous triple gauge couplings at $\sqrt{s} = 13$ TeV”, *Eur. Phys. J. C* **78** (2018) 165, doi:10.1140/epjc/s10052-018-5567-9, arXiv:1709.08601.
- [4] ATLAS Collaboration, “Measurements of four-lepton production at the Z resonance in pp collisions at $\sqrt{s} = 7$ and 8 TeV with ATLAS”, *Phys. Rev. Lett.* **112** (2014) 231806, doi:10.1103/PhysRevLett.112.231806, arXiv:1403.5657.
- [5] ATLAS Collaboration, “Measurement of the four-lepton invariant mass spectrum in 13 TeV proton-proton collisions with the ATLAS detector”, *JHEP* **04** (2019) 048, doi:10.1007/JHEP04(2019)048, arXiv:1902.05892.
- [6] ATLAS Collaboration, “Measurements of differential cross-sections in four-lepton events in 13 TeV proton-proton collisions with the ATLAS detector”, *JHEP* **07** (2021) 005, doi:10.1007/JHEP07(2021)005, arXiv:2103.01918.
- [7] J. Alwall et al., “The automated computation of tree-level and next-to-leading order differential cross sections, and their matching to parton shower simulations”, *JHEP* **07** (2014) 079, doi:10.1007/JHEP07(2014)079, arXiv:1405.0301.
- [8] CMS Collaboration, “Search for the Z boson decay to $\tau\tau\mu\mu$ in proton-proton collisions at $\sqrt{s} = 13$ TeV”, *Phys. Rev. Lett.* **133** (2024) 161805, doi:10.1103/PhysRevLett.133.161805, arXiv:2404.18298.
- [9] LHCb Collaboration, “Study of the rare decay $J/\psi \rightarrow \mu^+ \mu^- \mu^+ \mu^-$ ”, *JHEP* **12** (2024) 062, doi:10.1007/JHEP12(2024)062, arXiv:2408.16646.
- [10] CMS Collaboration, “Observation of the $J/\psi \rightarrow \mu^+ \mu^- \mu^+ \mu^-$ decay in proton-proton collisions at $\sqrt{s} = 13$ TeV”, *Phys. Rev. D* **109** (2024) L111101, doi:10.1103/PhysRevD.109.L111101, arXiv:2403.11352.
- [11] J. L. Rainbolt and M. Schmitt, “Branching fraction for Z decays to four leptons and constraints on new physics”, *Phys. Rev. D* **99** (2019) 013004, doi:10.1103/PhysRevD.99.013004, arXiv:1805.05791.
- [12] M. Drees, M. Shi, and Z. Zhang, “Constraints on $U(1)_{L_\mu-L_\tau}$ from LHC Data”, *Phys. Lett. B* **791** (2019) 130, doi:10.1016/j.physletb.2019.02.029, arXiv:1811.12446.

-
- [13] N. F. Bell, Y. Cai, R. K. Leane, and A. D. Medina, “Leptophilic dark matter with Z' interactions”, *Phys. Rev. D* **90** (2014) 035027, doi:10.1103/PhysRevD.90.035027, arXiv:1407.3001.
- [14] CMS Collaboration, “Search for an $L_\mu - L_\tau$ gauge boson using $Z \rightarrow 4\mu$ events in proton-proton collisions at $\sqrt{s} = 13$ TeV”, *Phys. Lett. B* **792** (2019) 345, doi:10.1016/j.physletb.2019.01.072, arXiv:1808.03684.
- [15] ATLAS Collaboration, “Search for a new Z' gauge boson in 4μ events with the ATLAS experiment”, *JHEP* **07** (2023) 090, doi:10.1007/JHEP07(2023)090, arXiv:2301.09342.
- [16] CMS Collaboration, “Precision luminosity measurement in proton-proton collisions at $\sqrt{s} = 13$ TeV in 2015 and 2016 at CMS”, *Eur. Phys. J. C* **81** (2021) 800, doi:10.1140/epjc/s10052-021-09538-2, arXiv:2104.01927.
- [17] CMS Collaboration, “CMS luminosity measurement for the 2017 data-taking period at $\sqrt{s} = 13$ TeV”, CMS Physics Analysis Summary CMS-PAS-LUM-17-004, 2018.
- [18] CMS Collaboration, “CMS luminosity measurement for the 2018 data-taking period at $\sqrt{s} = 13$ TeV”, CMS Physics Analysis Summary CMS-PAS-LUM-18-002, 2019.
- [19] CMS Collaboration, “Observation of the $Z \rightarrow \psi\ell^+\ell^-$ decay in pp collisions at $\sqrt{s} = 13$ TeV”, *Phys. Rev. Lett.* **121** (2018) 141801, doi:10.1103/PhysRevLett.121.141801, arXiv:1806.04213.
- [20] Particle Data Group Collaboration, “Review of particle physics”, *Phys. Rev. D* **110** (2024) 030001, doi:10.1103/PhysRevD.110.030001.
- [21] A. J. Bevan, “ C , P , and CP asymmetry observables based on triple product asymmetries”, 2014. arXiv:1408.3813.
- [22] A. J. Bevan, “ C , P , and CP asymmetry observables based on triple product asymmetries”, in *Proceedings, 7th International Workshop on Charm Physics, CHARM 2015: Detroit, USA, May 18-22, 2015*. 2015. arXiv:1506.04246.
- [23] Belle Collaboration, “Search for CP violation with kinematic asymmetries in the $D^0 \rightarrow K^+K^-\pi^+\pi^-$ decay”, *Phys. Rev. D* **99** (2019) 011104, doi:10.1103/PhysRevD.99.011104, arXiv:1810.06457.
- [24] NA48 Collaboration, “Investigation of $K_{LS}^0 \rightarrow \pi^+\pi^-e^+e^-$ decays”, *Eur. Phys. J. C* **30** (2003) 33, doi:10.1140/epjc/s2003-01252-y.
- [25] CMS Collaboration, “The CMS experiment at the CERN LHC”, *JINST* **3** (2008) S08004, doi:10.1088/1748-0221/3/08/S08004.
- [26] A. M. Sirunyan et al., “Particle-flow reconstruction and global event description with the CMS detector”, *JINST* **12** (2017) P10003, doi:10.1088/1748-0221/12/10/P10003, arXiv:1706.04965.
- [27] CMS Collaboration, “Performance of the CMS muon detector and muon reconstruction with proton-proton collisions at $\sqrt{s} = 13$ TeV”, *JINST* **13** (2018) P06015, doi:10.1088/1748-0221/13/06/P06015, arXiv:1804.04528.


- [28] CMS Collaboration, “Performance of CMS muon reconstruction in pp collision events at $\sqrt{s} = 7$ TeV”, *JINST* **7** (2012) P10002, doi:10.1088/1748-0221/7/10/P10002, arXiv:1206.4071.
- [29] CMS Collaboration, “Electron and photon reconstruction and identification with the CMS experiment at the CERN LHC”, *JINST* **16** (2021) P05014, doi:10.1088/1748-0221/16/05/P05014, arXiv:2012.06888.
- [30] CMS Collaboration, “Performance of electron reconstruction and selection with the CMS detector in proton-proton collisions at $\sqrt{s} = 8$ TeV”, *JINST* **10** (2015) P06005, doi:10.1088/1748-0221/10/06/P06005, arXiv:1502.02701.
- [31] CMS Collaboration, “Performance of missing transverse momentum reconstruction in proton-proton collisions at $\sqrt{s} = 13$ TeV using the CMS detector”, *JINST* **14** (2019) P07004, doi:10.1088/1748-0221/14/07/P07004, arXiv:1903.06078.
- [32] CMS Collaboration, “Jet performance in pp collisions at $\sqrt{s} = 7$ TeV”, CMS Physics Analysis Summary CMS-PAS-JME-10-003, CERN, 2010.
- [33] CMS Collaboration, “Pileup mitigation at CMS in 13 TeV data”, *JINST* **15** (2020) P09018, doi:10.1088/1748-0221/15/09/P09018, arXiv:2003.00503.
- [34] M. Cacciari, G. P. Salam, and G. Soyez, “The anti- k_T jet clustering algorithm”, *JHEP* **04** (2008) 063, doi:10.1088/1126-6708/2008/04/063, arXiv:0802.1189.
- [35] M. Cacciari, G. P. Salam, and G. Soyez, “FastJet user manual”, *Eur. Phys. J. C* **72** (2012) 1896, doi:10.1140/epjc/s10052-012-1896-2, arXiv:1111.6097.
- [36] CMS Collaboration, “The CMS trigger system”, *JINST* **12** (2017) P01020, doi:10.1088/1748-0221/12/01/P01020, arXiv:1609.02366.
- [37] CMS Collaboration, “Performance of the CMS level-1 trigger in proton-proton collisions at $\sqrt{s} = 13$ TeV”, *JINST* **15** (2020) P10017, doi:10.1088/1748-0221/15/10/P10017, arXiv:2006.10165.
- [38] P. Nason, “A new method for combining NLO QCD with shower Monte Carlo algorithms”, *JHEP* **11** (2004) 040, doi:10.1088/1126-6708/2004/11/040, arXiv:hep-ph/0409146.
- [39] S. Frixione, P. Nason, and C. Oleari, “Matching NLO QCD computations with parton shower simulations: the POWHEG method”, *JHEP* **11** (2007) 070, doi:10.1088/1126-6708/2007/11/070, arXiv:0709.2092.
- [40] S. Alioli, P. Nason, C. Oleari, and E. Re, “A general framework for implementing NLO calculations in shower Monte Carlo programs: the POWHEG BOX”, *JHEP* **06** (2010) 043, doi:10.1007/JHEP06(2010)043, arXiv:1002.2581.
- [41] T. Melia, P. Nason, R. Rötsch, and G. Zanderighi, “ W^+W^- , WZ and ZZ production in the POWHEG BOX”, *JHEP* **11** (2011) 078, doi:10.1007/JHEP11(2011)078, arXiv:1107.5051.
- [42] NNPDF Collaboration, “Parton distributions for the LHC Run II”, *JHEP* **04** (2015) 040, doi:10.1007/JHEP04(2015)040, arXiv:1410.8849.

- [43] NNPDF Collaboration, “Parton distributions from high-precision collider data”, *Eur. Phys. J. C* **77** (2017) 663, doi:10.1140/epjc/s10052-017-5199-5, arXiv:1706.00428.
- [44] H.-L. Lai et al., “New parton distributions for collider physics”, *Phys. Rev. D* **82** (2010) 074024, doi:10.1103/PhysRevD.82.074024, arXiv:1007.2241.
- [45] NNPDF Collaboration, “Parton distributions with LHC data”, *Nucl. Phys. B* **867** (2013) 244, doi:10.1016/j.nuclphysb.2012.10.003, arXiv:1207.1303.
- [46] T. Sjöstrand et al., “High-energy physics event generation with PYTHIA 6.1”, *Comput. Phys. Commun.* **135** (2001) 238, doi:10.1016/S0010-4655(00)00236-8, arXiv:hep-ph/0010017.
- [47] T. Sjöstrand et al., “An introduction to PYTHIA 8.2”, *Comput. Phys. Commun.* **191** (2015) 159, doi:10.1016/j.cpc.2015.01.024, arXiv:1410.3012.
- [48] CMS Collaboration, “Event generator tunes obtained from underlying event and multiparton scattering measurements”, *Eur. Phys. J. C* **76** (2016) 155, doi:10.1140/epjc/s10052-016-3988-x, arXiv:1512.00815.
- [49] CMS Collaboration, “Investigations of the impact of the parton shower tuning in PYTHIA8 in the modelling of $t\bar{t}$ at $\sqrt{s} = 8$ and 13 TeV”, CMS Physics Analysis Summary CMS-PAS-TOP-16-021, CERN, 2016.
- [50] CMS Collaboration, “Extraction and validation of a new set of CMS PYTHIA8 tunes from underlying-event measurements”, *Eur. Phys. J. C* **80** (2020) 4, doi:10.1140/epjc/s10052-019-7499-4, arXiv:1903.12179.
- [51] CMS Collaboration, “Study of the underlying event at forward rapidity in pp collisions at $\sqrt{s} = 0.9, 2.76,$ and 7 TeV”, *JHEP* **04** (2013) 072, doi:10.1007/JHEP04(2013)072, arXiv:1302.2394.
- [52] GEANT4 Collaboration, “GEANT4—a simulation toolkit”, *Nucl. Instrum. Meth. A* **506** (2003) 250, doi:10.1016/S0168-9002(03)01368-8.
- [53] GEANT4 Collaboration, “GEANT4 developments and applications”, *IEEE Trans. Nucl. Sci.* **53** (2006) 270, doi:10.1109/TNS.2006.869826.
- [54] A. Alloul et al., “FEYNRULES 2.0—A complete toolbox for tree-level phenomenology”, *Comput. Phys. Commun.* **185** (2014) 2250, doi:10.1016/j.cpc.2014.04.012, arXiv:1310.1921.
- [55] M. Cacciari and G. P. Salam, “Pileup subtraction using jet areas”, *Phys. Lett. B* **659** (2008) 119, doi:10.1016/j.physletb.2007.09.077, arXiv:0707.1378.
- [56] CMS Collaboration, “Measurement of the inclusive W and Z production cross sections in pp collisions at $\sqrt{s} = 7$ TeV”, *JHEP* **10** (2011) 132, doi:10.1007/JHEP10(2011)132, arXiv:1107.4789.
- [57] “HEPData record for this analysis”, 2025. doi:10.17182/hepdata.159754.
- [58] L. Lyons, D. Gibaut, and P. Clifford, “How to combine correlated estimates of a single physical quantity”, *Nucl. Instrum. Meth. A* **270** (1988) 110, doi:10.1016/0168-9002(88)90018-6.



















-
- [59] J. Bourbeau and Z. Hampel-Arias, “PyUnfold: A Python package for iterative unfolding”, *J. Open Source Softw.* **3** (2018) 741, doi:10.21105/joss.00741, arXiv:1806.03350.
- [60] G. D’Agostini, “A multidimensional unfolding method based on Bayes’ theorem”, *Nucl. Instrum. Meth. A* **362** (1995) 487, doi:10.1016/0168-9002(95)00274-X.
- [61] W. Bensalem, A. Datta, and D. London, “New physics effects on triple product correlations in Λ_b decays”, *Phys. Rev. D* **66** (2002) 094004, doi:10.1103/PhysRevD.66.094004, arXiv:hep-ph/0208054.
- [62] R. Boughezal, C.-Y. Chen, F. Petriello, and D. Wiegand, “Four-lepton Z boson decay constraints on the standard model EFT”, *Phys. Rev. D* **103** (2021) 055015, doi:10.1103/PhysRevD.103.055015, arXiv:2010.06685.

A The CMS Collaboration

Yerevan Physics Institute, Yerevan, Armenia

A. Tumasyan 












Institut für Hochenergiephysik, Vienna, Austria

W. Adam , J.W. Andrejkovic, T. Bergauer , S. Chatterjee , K. Damanakis , M. Dragicevic , A. Escalante Del Valle , R. Frühwirth¹ , M. Jeitler¹ , N. Krammer , L. Lechner , D. Liko , I. Mikulec , P. Paulitsch, F.M. Pitters, J. Schieck¹ , R. Schöfbeck , D. Schwarz , S. Templ , W. Waltenberger , C.-E. Wulz¹ 
















Universiteit Antwerpen, Antwerpen, Belgium

M.R. Darwish² , E.A. De Wolf, T. Janssen , T. Kello³ , A. Lelek , H. Rejeb Sfar, P. Van Mechelen , N. Van Remortel 












Vrije Universiteit Brussel, Brussel, Belgium

E.S. Bols , J. D'Hondt , A. De Moor , M. Delcourt , H. El Faham , S. Lowette , S. Moortgat , A. Morton , D. Müller , A.R. Sahasransu , S. Tavernier , W. Van Doninck, D. Vannerom 

















Université Libre de Bruxelles, Bruxelles, Belgium

D. Beghin, B. Clerbaux , G. De Lentdecker , L. Favart , K. Lee , M. Mahdavihorrami , I. Makarenko , A. Malara , S. Paredes , L. Pétré , A. Popov , N. Postiau, E. Starling , L. Thomas , M. Vanden Bemden , C. Vander Velde , P. Vanlaer 



Ghent University, Ghent, Belgium

D. Dobur , J. Ahäuser , L. Lambrecht , G. Mestdach, M. Niedziela , C. Rendón , C. Roskas , A. Samalan , K. Skovpen , M. Tytgat , N. Van Den Bossche , B. Vermassen, L. Wezenbeek 























Université Catholique de Louvain, Louvain-la-Neuve, Belgium

A. Benecke , A. Bethani , G. Bruno , F. Bury , C. Caputo , P. David , C. Delaere , I.S. Donertas , A. Giammanco , K. Jaffel , Sa. Jain , V. Lemaitre, K. Mondal , J. Prisciandaro, A. Taliercio , T.T. Tran , P. Vischia , S. Wertz 








Centro Brasileiro de Pesquisas Fisicas, Rio de Janeiro, Brazil

G.A. Alves , C. Hensel , A. Moraes , P. Rebello Teles 

Universidade do Estado do Rio de Janeiro, Rio de Janeiro, Brazil

W.L. Aldá Júnior , M. Alves Gallo Pereira , M. Barroso Ferreira Filho , H. Brandao Malbouisson , W. Carvalho , J. Chinellato⁴ , E.M. Da Costa , G.G. Da Silveira⁵ , D. De Jesus Damiao , V. Dos Santos Sousa , S. Fonseca De Souza , J. Martins⁶ , C. Mora Herrera , K. Mota Amarilo , L. Mundim , H. Nogima , A. Santoro , S.M. Silva Do Amaral , A. Sznajder , M. Thiel , F. Torres Da Silva De Araujo⁷ , A. Vilela Pereira 

Universidade Estadual Paulista, Universidade Federal do ABC, São Paulo, Brazil

C.A. Bernardes⁵ , L. Calligaris , T.R. Fernandez Perez Tomei , E.M. Gregores , P.G. Mercadante , S.F. Novaes , Sandra S. Padula 

Institute for Nuclear Research and Nuclear Energy, Bulgarian Academy of Sciences, Sofia, Bulgaria

A. Aleksandrov , G. Antchev , R. Hadjiiska , P. Iaydjiev , M. Misheva , M. Rodozov, M. Shopova , G. Sultanov 





University of Sofia, Sofia, Bulgaria

A. Dimitrov , T. Ivanov , L. Litov , B. Pavlov , P. Petkov , A. Petrov 

Beihang University, Beijing, China

T. Cheng , T. Javai⁸ , M. Mittal , L. Yuan 









Department of Physics, Tsinghua University, Beijing, China

M. Ahmad , G. Bauer⁹, C. Dozen¹⁰ , Z. Hu , Y. Wang, K. Yi^{9,11} 

Institute of High Energy Physics, Beijing, China

E. Chapon , G.M. Chen⁸ , H.S. Chen⁸ , M. Chen⁸ , F. Iemmi , A. Kapoor , H. Liao , Z.-A. Liu¹² , V. Milosevic , F. Monti , R. Sharma , J. Tao , J. Thomas-Wilsker , J. Wang , H. Zhang , J. Zhao 




State Key Laboratory of Nuclear Physics and Technology, Peking University, Beijing, China

A. Agapitos , Y. An , Y. Ban , C. Chen, A. Levin , Q. Li , X. Lyu, Y. Mao, S.J. Qian , D. Wang , J. Xiao , H. Yang

Sun Yat-Sen University, Guangzhou, China

M. Lu , Z. You 

Institute of Modern Physics and Key Laboratory of Nuclear Physics and Ion-beam Application (MOE) - Fudan University, Shanghai, China

X. Gao³ , D. Leggat, H. Okawa , Y. Zhang 




Zhejiang University, Hangzhou, Zhejiang, China

Z. Lin , M. Xiao 

Universidad de Los Andes, Bogota, Colombia

C. Avila , A. Cabrera , C. Florez , J. Fraga 



Universidad de Antioquia, Medellin, Colombia

J. Mejia Guisao , F. Ramirez , J.D. Ruiz Alvarez 

University of Split, Faculty of Electrical Engineering, Mechanical Engineering and Naval Architecture, Split, Croatia

D. Giljanovic , N. Godinovic , D. Lelas , I. Puljak 




University of Split, Faculty of Science, Split, Croatia

Z. Antunovic, M. Kovac , T. Sculac 




Institute Rudjer Boskovic, Zagreb, Croatia

V. Brigljevic , B.K. Chitroda , D. Ferencek , D. Majumder , M. Roguljic , A. Starodumov¹³ , T. Susa 

University of Cyprus, Nicosia, Cyprus

A. Attikis , K. Christoforou , G. Kole , M. Kolosova , S. Konstantinou , J. Mousa , C. Nicolaou, F. Ptochos , P.A. Razis , H. Rykaczewski, H. Saka 


Charles University, Prague, Czech Republic

M. Finger¹³ , M. Finger Jr.¹³ , A. Kveton 

Escuela Politecnica Nacional, Quito, Ecuador

E. Ayala 

Universidad San Francisco de Quito, Quito, Ecuador

E. Carrera Jarrin 










Academy of Scientific Research and Technology of the Arab Republic of Egypt, Egyptian Network of High Energy Physics, Cairo, Egypt

S. Elgammal¹⁴, A. Ellithi Kamel¹⁵ 

Center for High Energy Physics (CHEP-FU), Fayoum University, El-Fayoum, Egypt

M.A. Mahmoud , Y. Mohammed 

















National Institute of Chemical Physics and Biophysics, Tallinn, Estonia

S. Bhowmik , R.K. Dewanjee , K. Ehataht , M. Kadastik, S. Nandan , C. Nielsen , J. Pata , M. Raidal , L. Tani , C. Veelken 

Department of Physics, University of Helsinki, Helsinki, Finland

P. Eerola , H. Kirschenmann , K. Osterberg , M. Voutilainen 



















Helsinki Institute of Physics, Helsinki, Finland

S. Bharthuar , E. Brücken , F. Garcia , J. Havukainen , M.S. Kim , R. Kinnunen, T. Lampén , K. Lassila-Perini , S. Lehti , T. Lindén , M. Lotti, L. Martikainen , M. Myllymäki , J. Ott , M.m. Rantanen , H. Siikonen , E. Tuominen , J. Tuominiemi 































Lappeenranta-Lahti University of Technology, Lappeenranta, Finland

P. Luukka , H. Petrow , T. Tuuva














IRFU, CEA, Université Paris-Saclay, Gif-sur-Yvette, France

C. Amendola , M. Besancon , F. Couderc , M. Dejardin , D. Denegri, J.L. Faure , F. Ferri , S. Ganjour , P. Gras , G. Hamel de Monchenault , P. Jarry , B. Lenzi , V. Lohezic , J. Malcles , J. Rander, A. Rosowsky , M.Ö. Sahin , A. Savoy-Navarro¹⁶ , P. Simkina , M. Titov 















Laboratoire Leprince-Ringuet, CNRS/IN2P3, Ecole Polytechnique, Institut Polytechnique de Paris, Palaiseau, France

S. Ahuja , C. Baldenegro Barrera , F. Beaudette , M. Bonanomi , A. Buchot Perraguin , P. Busson , A. Cappati , C. Charlot , O. Davignon , B. Diab , G. Falmagne , B.A. Fontana Santos Alves , S. Ghosh , R. Granier de Cassagnac , A. Hakimi , B. Harikrishnan , J. Motta , M. Nguyen , C. Ochando , P. Paganini , L. Portales , J. Rembser , R. Salerno , U. Sarkar , J.B. Sauvan , Y. Sirois , A. Tarabini , E. Vernazza , A. Zabi , A. Zghiche 




Université de Strasbourg, CNRS, IPHC UMR 7178, Strasbourg, France

J.-L. Agram¹⁷ , J. Andrea , D. Apparú , D. Bloch , G. Bourgatte , J.-M. Brom , E.C. Chabert , C. Collard , D. Darej, J.-C. Fontaine¹⁷ , U. Goerlach , C. Grimault, A.-C. Le Bihan , E. Nibigira , P. Van Hove 




Institut de Physique des 2 Infinis de Lyon (IP2I), Villeurbanne, France

S. Beauceron , C. Bernet , G. Boudoul , C. Camen, A. Carle, N. Chanon , D. Contardo , P. Depasse , H. El Mamouni, J. Fay , S. Gascon , M. Gouzevitch , B. Ille , I.B. Laktineh, M. Lethuillier , L. Mirabito, S. Perries, K. Shchablo, V. Sordini , L. Torterotot , M. Vander Donckt , S. Viret






















Georgian Technical University, Tbilisi, Georgia

I. Bagaturia¹⁸ , I. Lomidze , Z. Tsamalaidze¹³ 










RWTH Aachen University, I. Physikalisches Institut, Aachen, Germany

V. Botta , L. Feld , K. Klein , M. Lipinski , D. Meuser , A. Pauls , N. Röwert , J. Schulz, M. Teroerde 

RWTH Aachen University, III. Physikalisches Institut A, Aachen, Germany

A. Dodonova , N. Eich , D. Eliseev , M. Erdmann , P. Fackeldey , B. Fischer , T. Hebbeker , K. Hoepfner , F. Ivone , M.y. Lee , L. Mastrolorenzo, M. Merschmeyer , A. Meyer , S. Mondal , S. Mukherjee , D. Noll , A. Novak , A. Pozdnyakov , Y. Rath, H. Reithler , A. Schmidt , S.C. Schuler, A. Sharma , L. Vigilante, S. Wiedenbeck , S. Zaleski





























RWTH Aachen University, III. Physikalisches Institut B, Aachen, Germany

C. Dziwok , G. Flügge , W. Haj Ahmad¹⁹, O. Hlushchenko, T. Kress , A. Nowack , O. Pooth , D. Roy , A. Stahl²⁰ , T. Ziemons , A. Zotz 































Deutsches Elektronen-Synchrotron, Hamburg, Germany

H. Aarup Petersen , M. Aldaya Martin , P. Asmuss, S. Baxter , M. Bayatmakou , O. Behnke , A. Bermúdez Martínez , S. Bhattacharya , A.A. Bin Anuar , F. Blekman²¹ , K. Borrás²² , D. Brunner , A. Campbell , A. Cardini , C. Cheng , F. Colombina , S. Consuegra Rodríguez , G. Correia Silva , M. De Silva , L. Didukh , G. Eckerlin, D. Eckstein , L.I. Estevez Banos , O. Filatov , E. Gallo²¹ , A. Geiser , A. Giraldi , G. Greau, A. Grohsjean , V. Guglielmi , M. Guthoff , A. Jafari²³ , N.Z. Jomhari , B. Kaech , A. Kasem²² , M. Kasemann , H. Kaveh , C. Kleinwort , R. Kogler , D. Krücker , W. Lange, K. Lipka , W. Lohmann²⁴ , R. Mankel , I.-A. Melzer-Pellmann , M. Mendizabal Morentin , J. Metwally, A.B. Meyer , M. Meyer , G. Milella , M. Mormile , A. Mussgiller , A. Nürnberg , Y. Otariid, D. Pérez Adán , D. Pitzl, A. Raspereza , B. Ribeiro Lopes , J. Rübenach, A. Saggio , A. Saibel , M. Savitskyi , M. Scham^{25,22} , V. Scheurer, S. Schnake²² , P. Schütze , C. Schwanenberger²¹ , M. Shchedrolosiev , R.E. Sosa Ricardo , D. Stafford , N. Tonon[†] , M. Van De Klundert , F. Vazzoler , R. Walsh , D. Walter , Q. Wang , Y. Wen , K. Wichmann, L. Wiens²² , C. Wissing , S. Wuchterl , A. Zimmermann Castro Santos 

University of Hamburg, Hamburg, Germany

R. Aggleton, S. Albrecht , S. Bein , L. Benato , P. Connor , K. De Leo , M. Eich, K. El Morabit , F. Feindt, A. Fröhlich, C. Garbers , E. Garutti , M. Hajheidari, J. Haller , A. Hinzmann , G. Kasieczka , R. Klanner , T. Kramer , V. Kutzner , J. Lange , T. Lange , A. Lobanov , C. Matthies , A. Mehta , L. Moureaux , A. Nigamova , K.J. Pena Rodriguez , M. Rieger , O. Rieger, P. Schleper , M. Schröder , J. Schwandt , H. Stadie , G. Steinbrück , A. Tews






Karlsruher Institut fuer Technologie, Karlsruhe, Germany

J. Bechtel , S. Brommer , M. Burkart, E. Butz , R. Caspart , T. Chwalek , W. De Boer[†], A. Dierlamm , A. Droll, N. Faltermann , M. Giffels , J.O. Gosewisch, A. Gottmann , F. Hartmann²⁰ , C. Heidecker, M. Horzela , U. Husemann , P. Keicher , R. Koppenhöfer , S. Maier , S. Mitra , Th. Müller , M. Neukum, G. Quast , K. Rabbertz , J. Rauser, D. Savoii , M. Schnepf, D. Seith, I. Shvetsov , H.J. Simonis , R. Ulrich , J. van der Linden , R.F. Von Cube , M. Wassmer , M. Weber , S. Wieland , R. Wolf , S. Wozniowski , S. Wunsch

Institute of Nuclear and Particle Physics (INPP), NCSR Demokritos, Aghia Paraskevi, Greece





G. Anagnostou , P. Assiouras , G. Daskalakis , A. Kyriakis , A. Stakia 

National and Kapodistrian University of Athens, Athens, Greece

M. Diamantopoulou, D. Karasavvas, P. Kontaxakis , C.K. Koraka , A. Manousakis-Katsikakis , A. Panagiotou, I. Papavergou , N. Saoulidou , K. Theofilatos , E. Tziaferi 

K. Vellidis , E. Vourliotis 






National Technical University of Athens, Athens, Greece

G. Bakas , K. Kousouris , I. Papakrivopoulos , G. Tsipolitis , A. Zacharopoulou

University of Ioánnina, Ioánnina, Greece

K. Adamidis, I. Bestintzanos, I. Evangelou , C. Foudas, P. Gianneios , P. Katsoulis, P. Kokkas , N. Manthos , I. Papadopoulos , J. Strologas 

HUN-REN Wigner Research Centre for Physics, Budapest, Hungary

M. Bartók²⁶ , G. Bencze, C. Hajdu , D. Horvath^{27,28} , F. Sikler , V. Veszpremi 



MTA-ELTE Lendület CMS Particle and Nuclear Physics Group, Eötvös Loránd University, Budapest, Hungary

M. Csanád , K. Farkas , M.M.A. Gadallah²⁹ , S. Lökös³⁰ , P. Major , K. Mandal , G. Pásztor , A.J. Rádl , O. Surányi , G.I. Veres 




HUN-REN ATOMKI - Institute of Nuclear Research, Debrecen, Hungary

S. Czellar, D. Fasanella , F. Fienga , J. Karancsi²⁶ , J. Molnar, Z. Szillasi, D. Teyssier 















Institute of Physics, University of Debrecen, Debrecen, Hungary

P. Raics, Z.L. Trocsanyi³¹ , B. Ujvari³² 





Karoly Robert Campus, MATE Institute of Technology, Gyongyos, Hungary

T. Csorgo³³ , F. Nemes³³ , T. Novak 










Panjab University, Chandigarh, India

J. Babbar , S. Bansal , S.B. Beri, V. Bhatnagar , G. Chaudhary , S. Chauhan , N. Dhingra³⁴ , R. Gupta, A. Kaur , H. Kaur , M. Kaur , P. Kumari , M. Meena , K. Sandeep , J.B. Singh³⁵ , A. K. Viridi 













University of Delhi, Delhi, India

A. Ahmed , A. Bhardwaj , B.C. Choudhary , M. Gola, S. Keshri , A. Kumar , M. Naimuddin , P. Priyanka , K. Ranjan , S. Saumya , A. Shah 


Saha Institute of Nuclear Physics, HBNI, Kolkata, India

R. Bhattacharya , S. Bhattacharya , D. Bhowmik, S. Dutta , S. Dutta, B. Gomber³⁶ , M. Maity³⁷ , P. Palit , P.K. Rout , G. Saha , B. Sahu , S. Sarkar, M. Sharan

Indian Institute of Technology Madras, Madras, India

P.K. Behera , S.C. Behera , P. Kalbhor , J.R. Komaragiri³⁸ , D. Kumar³⁸ , A. Muhammad , L. Panwar³⁸ , R. Pradhan , P.R. Pujahari , A. Sharma , A.K. Sikdar , P.C. Tiwari³⁸ 









Bhabha Atomic Research Centre, Mumbai, India

K. Naskar³⁹ 

Tata Institute of Fundamental Research-A, Mumbai, India






































































































T. Aziz, S. Dugad , M. Kumar , G.B. Mohanty , P. Suryadevara

Tata Institute of Fundamental Research-B, Mumbai, India





























S. Banerjee , R. Chudasama , M. Guchait , S. Karmakar , S. Kumar , G. Majumder , K. Mazumdar , S. Mukherjee 

National Institute of Science Education and Research, Odisha, India












S. Bahinipati⁴⁰ , C. Kar , P. Mal , T. Mishra , V.K. Muraleedharan Nair Bindhu⁴¹ , A. Nayak⁴¹ , P. Saha , N. Sur , S.K. Swain , D. Vats⁴¹ 

Indian Institute of Science Education and Research (IISER), Pune, IndiaA. Alpana , S. Dube , B. Kansal , A. Laha , S. Pandey , A. Rastogi , S. Sharma **Isfahan University of Technology, Isfahan, Iran**H. Bakhshiansohi^{42,43} , E. Khazaie⁴³ , M. Zeinali⁴⁴ **Institute for Research in Fundamental Sciences (IPM), Tehran, Iran**S. Chenarani⁴⁵ , S.M. Etesami , M. Khakzad , M. Mohammadi Najafabadi **University College Dublin, Dublin, Ireland**M. Grunewald **INFN Sezione di Bari^a, Università di Bari^b, Politecnico di Bari^c, Bari, Italy**M. Abbrescia^{a,b} , R. Aly^{a,b,46} , C. Aruta^{a,b} , A. Colaleo^a , D. Creanza^{a,c} , N. De Filippis^{a,c} , M. De Palma^{a,b} , A. Di Florio^{a,b} , W. Elmetenawee^{a,b} , F. Errico^{a,b} , L. Fiore^a , G. Iaselli^{a,c} , M. Ince^{a,b} , S. Lezki^{a,b} , G. Maggi^{a,c} , M. Maggi^a , I. Margjeka^{a,b} , V. Mastrapasqua^{a,b} , S. My^{a,b} , S. Nuzzo^{a,b} , A. Pellecchia^{a,b} , A. Pompili^{a,b} , G. Pugliese^{a,c} , D. Ramos^a , A. Ranieri^a , G. Selvaggi^{a,b} , L. Silvestris^a , F.M. Simone^{a,b} , Ü. Sözbilir^a , R. Venditti^a , P. Verwilligen^a **INFN Sezione di Bologna^a, Università di Bologna^b, Bologna, Italy**G. Abbiendi^a , C. Battilana^{a,b} , D. Bonacorsi^{a,b} , L. Borgonovi^a , L. Brigliadori^a , R. Campanini^{a,b} , P. Capiluppi^{a,b} , A. Castro^{a,b} , F.R. Cavallo^a , C. Ciocca^a , M. Cuffiani^{a,b} , G.M. Dallavalle^a , T. Diotallevi^{a,b} , F. Fabbri^a , A. Fanfani^{a,b} , P. Giacomelli^a , L. Giommi^{a,b} , C. Grandi^a , L. Guiducci^{a,b} , S. Lo Meo^{a,47} , L. Lunerti^{a,b} , S. Marcellini^a , G. Masetti^a , F.L. Navarria^{a,b} , A. Perrotta^a , F. Primavera^{a,b} , A.M. Rossi^{a,b} , T. Rovelli^{a,b} , G.P. Siroli^{a,b} **INFN Sezione di Catania^a, Università di Catania^b, Catania, Italy**S. Albergo^{a,b,48} , S. Costa^{a,b,48} , A. Di Mattia^a , R. Potenza^{a,b} , A. Tricomi^{a,b,48} , C. Tuve^{a,b} **INFN Sezione di Firenze^a, Università di Firenze^b, Firenze, Italy**G. Barbagli^a , B. Camaiani^{a,b} , A. Cassese^a , R. Ceccarelli^{a,b} , V. Ciulli^{a,b} , C. Civinini^a , R. D'Alessandro^{a,b} , E. Focardi^{a,b} , G. Latino^{a,b} , P. Lenzi^{a,b} , M. Lizzo^{a,b} , M. Meschini^a , S. Paoletti^a , R. Seidita^{a,b} , G. Sguazzoni^a , L. Viliani^a **INFN Laboratori Nazionali di Frascati, Frascati, Italy**L. Benussi , S. Bianco , D. Piccolo **INFN Sezione di Genova^a, Università di Genova^b, Genova, Italy**M. Bozzo^{a,b} , F. Ferro^a , R. Mulargia^a , E. Robutti^a , S. Tosi^{a,b} **INFN Sezione di Milano-Bicocca^a, Università di Milano-Bicocca^b, Milano, Italy**A. Benaglia^a , G. Boldrini^a , F. Brivio^{a,b} , F. Cetorelli^{a,b} , F. De Guio^{a,b} , M.E. Dinardo^{a,b} , P. Dini^a , S. Gennai^a , A. Ghezzi^{a,b} , P. Govoni^{a,b} , L. Guzzi^{a,b} , M.T. Lucchini^{a,b} , M. Malberti^a , S. Malvezzi^a , A. Massironi^a , D. Menasce^a , L. Moroni^a , M. Paganoni^{a,b} , D. Pedrini^a , B.S. Pinolini^a , S. Ragazzi^{a,b} , N. Redaelli^a , T. Tabarelli de Fatis^{a,b} , D. Zuolo^{a,b} **INFN Sezione di Napoli^a, Università di Napoli 'Federico II'^b, Napoli, Italy; Università della Basilicata^c, Potenza, Italy; Scuola Superiore Meridionale (SSM)^d, Napoli, Italy**S. Buontempo^a , F. Carnevali^{a,b} , N. Cavallo^{a,c} , A. De Iorio^{a,b} , F. Fabozzi^{a,c} , A.O.M. Iorio^{a,b} , L. Lista^{a,b,49} , S. Meola^{a,d,20} , P. Paolucci^{a,20} , B. Rossi^a , C. Sciacca^{a,b} 
















INFN Sezione di Padova^a, Università di Padova^b, Padova, Italy; Università degli Studi di Cagliari^c, Cagliari, Italy

P. Azzi^a , N. Bacchetta^a , D. Bisello^{a,b} , P. Bortignon^a , A. Bragagnolo^{a,b} , R. Carlin^{a,b} , P. Checchia^a , T. Dorigo^a , U. Dosselli^a , F. Gasparini^{a,b} , U. Gasparini^{a,b} , G. Grosso^a , L. Layer^{a,50} , E. Lusiani^a , M. Margoni^{a,b} , F. Marini^a , A.T. Meneguzzo^{a,b} , J. Pazzini^{a,b} , P. Ronchese^{a,b} , R. Rossin^{a,b} , F. Simonetto^{a,b} , G. Strong^a , M. Tosi^{a,b} , H. Yarar^{a,b} , M. Zanetti^{a,b} , P. Zotto^{a,b} , A. Zucchetta^{a,b} , G. Zumerle^{a,b} 



































INFN Sezione di Pavia^a, Università di Pavia^b, Pavia, Italy

C. Aimè^{a,b} , A. Braghieri^a , S. Calzaferri^{a,b} , D. Fiorina^{a,b} , P. Montagna^{a,b} , S.P. Ratti^{a,b} , V. Re^a , C. Riccardi^{a,b} , P. Salvini^a , I. Vai^a , P. Vitulo^{a,b} 

INFN Sezione di Perugia^a, Università di Perugia^b, Perugia, Italy

P. Asenov^{a,51} , G.M. Bilei^a , D. Ciangottini^{a,b} , L. Fanò^{a,b} , M. Magherini^{a,b} , G. Mantovani^{a,b} , V. Mariani^{a,b} , M. Menichelli^a , F. Moscatelli^{a,51} , A. Piccinelli^{a,b} , M. Presilla^{a,b} , A. Rossi^{a,b} , A. Santocchia^{a,b} , D. Spiga^a , T. Tedeschi^{a,b} 







































INFN Sezione di Pisa^a, Università di Pisa^b, Scuola Normale Superiore di Pisa^c, Pisa, Italy; Università di Siena^d, Siena, Italy

P. Azzurri^a , G. Bagliesi^a , V. Bertacchi^{a,c} , L. Bianchini^{a,b} , T. Boccali^a , E. Bossini^{a,b} , D. Bruschini^{a,c} , R. Castaldi^a , M.A. Ciocci^{a,b} , V. D'Amante^{a,d} , R. Dell'Orso^a , M.R. Di Domenico^{a,d} , S. Donato^a , A. Giassi^a , F. Ligabue^{a,c} , E. Manca^{a,c} , G. Mandorli^{a,c} , D. Matos Figueiredo^a , A. Messineo^{a,b} , M. Musich^{a,b} , F. Palla^a , S. Parolia^{a,b} , G. Ramirez-Sanchez^{a,c} , A. Rizzi^{a,b} , G. Rolandi^{a,c} , S. Roy Chowdhury^{a,c} , A. Scribano^a , N. Shafiei^{a,b} , P. Spagnolo^a , R. Tenchini^a , G. Tonelli^{a,b} , N. Turini^{a,d} , A. Venturi^a , P.G. Verdini^a 








INFN Sezione di Roma^a, Sapienza Università di Roma^b, Roma, Italy

P. Barria^a , M. Campana^{a,b} , F. Cavallari^a , D. Del Re^{a,b} , E. Di Marco^a , M. Diemoz^a , E. Longo^{a,b} , P. Meridiani^a , G. Organtini^{a,b} , F. Pandolfi^a , R. Paramatti^{a,b} , C. Quaranta^{a,b} , S. Rahatlou^{a,b} , C. Rovelli^a , F. Santanastasio^{a,b} , L. Soffi^a , R. Tramontano^{a,b} 














INFN Sezione di Torino^a, Università di Torino^b, Torino, Italy; Università del Piemonte Orientale^c, Novara, Italy

N. Amapane^{a,b} , R. Arcidiacono^{a,c} , S. Argiro^{a,b} , M. Arneodo^{a,c} , N. Bartosik^a , R. Bellan^{a,b} , A. Bellora^{a,b} , J. Berenguer Antequera^{a,b} , C. Biino^a , N. Cartiglia^a , M. Costa^{a,b} , R. Covarelli^{a,b} , N. Demaria^a , M. Grippone^{a,b} , B. Kiani^{a,b} , F. Legger^a , C. Mariotti^a , S. Maselli^a , A. Mecca^{a,b} , E. Migliore^{a,b} , E. Monteil^{a,b} , M. Monteno^a , M.M. Obertino^{a,b} , G. Ortona^a , L. Pacher^{a,b} , N. Pastrone^a , M. Pelliccioni^a , M. Ruspa^{a,c} , K. Shchelina^a , F. Siviero^{a,b} , V. Sola^a , A. Solano^{a,b} , D. Soldi^{a,b} , A. Staiano^a , M. Tornago^{a,b} , D. Trocino^a , G. Umoret^{a,b} , A. Vagnerini^{a,b} 

INFN Sezione di Trieste^a, Università di Trieste^b, Trieste, Italy

S. Belforte^a , V. Candelise^{a,b} , M. Casarsa^a , F. Cossutti^a , A. Da Rold^{a,b} , G. Della Ricca^{a,b} , G. Sorrentino^{a,b} 

Kyungpook National University, Daegu, Korea

S. Dogra , C. Huh , B. Kim , D.H. Kim , G.N. Kim , J. Kim , J. Lee , S.W. Lee , C.S. Moon , Y.D. Oh , S.I. Pak , S. Sekmen , Y.C. Yang 





Chonnam National University, Institute for Universe and Elementary Particles, Kwangju, Korea

H. Kim , D.H. Moon 

Hanyang University, Seoul, Korea

E. Asilar , B. Francois , T.J. Kim , J. Park 

Korea University, Seoul, Korea

S. Cho, S. Choi , B. Hong , K. Lee, K.S. Lee , J. Lim, J. Park, S.K. Park, J. Yoo 

Kyung Hee University, Department of Physics, Seoul, Korea

J. Goh , A. Gurtu 

Sejong University, Seoul, Korea

H. S. Kim , Y. Kim , G.B. Yu 



Seoul National University, Seoul, Korea

J. Almond, J.H. Bhyun, J. Choi , S. Jeon , J. Kim , J.S. Kim, S. Ko , H. Kwon , H. Lee , S. Lee, B.H. Oh , M. Oh , S.B. Oh , H. Seo , U.K. Yang, I. Yoon 




University of Seoul, Seoul, Korea

W. Jang , D.Y. Kang, Y. Kang , S. Kim , B. Ko, J.S.H. Lee , Y. Lee , J.A. Merlin, I.C. Park , Y. Roh, M.S. Ryu , D. Song, I.J. Watson , S. Yang 

Yonsei University, Department of Physics, Seoul, Korea

S. Ha , H.D. Yoo 

Sungkyunkwan University, Suwon, Korea

M. Choi , H. Lee, Y. Lee , I. Yu 

College of Engineering and Technology, American University of the Middle East (AUM), Dasman, Kuwait

T. Beyrouthy , Y. Maghrbi 

Riga Technical University, Riga, Latvia

K. Dreimanis , V. Veckalns⁵² 


Vilnius University, Vilnius, Lithuania

M. Ambrozas , A. Carvalho Antunes De Oliveira , A. Juodagalvis , A. Rinkevicius , G. Tamulaitis 









National Centre for Particle Physics, Universiti Malaya, Kuala Lumpur, Malaysia

N. Bin Norjoharuddeen , S.Y. Hoh⁵³ , Z. Zolkapli

Universidad de Sonora (UNISON), Hermosillo, Mexico

J.F. Benitez , A. Castaneda Hernandez , H.A. Encinas Acosta, L.G. Gallegos Maríñez, M. León Coello , J.A. Murillo Quijada , A. Sehrawat , L. Valencia Palomo 

Centro de Investigacion y de Estudios Avanzados del IPN, Mexico City, Mexico

G. Ayala , H. Castilla-Valdez , E. De La Cruz-Burelo , I. Heredia-De La Cruz⁵⁴ , R. Lopez-Fernandez , C.A. Mondragon Herrera, D.A. Perez Navarro , R. Reyes-Almanza , A. Sánchez Hernández 




Universidad Iberoamericana, Mexico City, Mexico

C. Oropeza Barrera , F. Vazquez Valencia 

Benemerita Universidad Autonoma de Puebla, Puebla, Mexico

I. Pedraza , H.A. Salazar Ibarguen , C. Uribe Estrada 

University of Montenegro, Podgorica, Montenegro

I. Bubanja , J. Mijuskovic⁵⁵ , N. Raicevic 

University of Auckland, Auckland, New Zealand

D. Krofcheck 

University of Canterbury, Christchurch, New Zealand

P.H. Butler 








National Centre for Physics, Quaid-I-Azam University, Islamabad, Pakistan

A. Ahmad , M.I. Asghar , A. Awais , M.I.M. Awan, M. Gul , H.R. Hoorani ,
W.A. Khan , M.A. Shah, M. Shoaib , M. Waqas 






AGH University of Krakow, Faculty of Computer Science, Electronics and Telecommunications, Krakow, Poland

V. Avati, L. Grzanka , M. Malawski 

National Centre for Nuclear Research, Swierk, Poland

H. Bialkowska , M. Bluj , B. Boimska , M. Górski , M. Kazana , M. Szleper ,
P. Zalewski 

Institute of Experimental Physics, Faculty of Physics, University of Warsaw, Warsaw, Poland

K. Bunkowski , K. Doroba , A. Kalinowski , M. Konecki , J. Krolikowski 


























Laboratório de Instrumentação e Física Experimental de Partículas, Lisboa, Portugal

M. Araujo , P. Bargassa , D. Bastos , A. Boletti , P. Faccioli , M. Gallinaro , J. Hollar ,
N. Leonardo , T. Niknejad , M. Pisano , J. Seixas , O. Toldaiev , J. Varela 


VINCA Institute of Nuclear Sciences, University of Belgrade, Belgrade, Serbia

P. Adzic⁵⁶ , M. Dordevic , P. Milenovic , J. Milosevic 














Centro de Investigaciones Energéticas Medioambientales y Tecnológicas (CIEMAT), Madrid, Spain

M. Aguilar-Benitez, J. Alcaraz Maestre , A. Álvarez Fernández , I. Bachiller, M. Barrio Luna, Cristina F. Bedoya , C.A. Carrillo Montoya , M. Cepeda , M. Cerrada , N. Colino ,
B. De La Cruz , A. Delgado Peris , J.P. Fernández Ramos , J. Flix , M.C. Fouz ,
O. Gonzalez Lopez , S. Goy Lopez , J.M. Hernandez , M.I. Josa , J. León Holgado ,
D. Moran , Á. Navarro Tobar , C. Perez Dengra , A. Pérez-Calero Yzquierdo ,
J. Puerta Pelayo , I. Redondo , L. Romero, S. Sánchez Navas , L. Urda Gómez ,
C. Willmott













Universidad Autónoma de Madrid, Madrid, Spain

J.F. de Trocóniz 

Universidad de Oviedo, Instituto Universitario de Ciencias y Tecnologías Espaciales de Asturias (ICTEA), Oviedo, Spain





B. Alvarez Gonzalez , J. Cuevas , J. Fernandez Menendez , S. Folgueras , I. Gonzalez Caballero , J.R. González Fernández , E. Palencia Cortezon , C. Ramón Álvarez ,
V. Rodríguez Bouza , A. Soto Rodríguez , A. Trapote , N. Trevisani , C. Vico Villalba 

Instituto de Física de Cantabria (IFCA), CSIC-Universidad de Cantabria, Santander, Spain

J.A. Brochero Cifuentes , I.J. Cabrillo , A. Calderon , J. Duarte Campderros , M. Fernandez , C. Fernandez Madrazo , P.J. Fernández Manteca , A. García Alonso, G. Gomez ,
C. Martinez Rivero , P. Martinez Ruiz del Arbol , F. Matorras , P. Matorras Cuevas 

J. Piedra Gomez , C. Prieels, A. Ruiz-Jimeno , L. Scodellaro , I. Vila , J.M. Vizan Garcia 












































































University of Colombo, Colombo, Sri Lanka

M.K. Jayananda , B. Kailasapathy⁵⁷ , D.U.J. Sonnadara , D.D.C. Wickramarathna 











University of Ruhuna, Department of Physics, Matara, Sri Lanka

W.G.D. Dharmaratna , K. Liyanage , N. Perera , N. Wickramage 































CERN, European Organization for Nuclear Research, Geneva, Switzerland

T.K. Aarrestad , D. Abbaneo , J. Alimena , E. Auffray , G. Auzinger , J. Baechler, P. Baillon[†], D. Barney , J. Bendavid , M. Bianco , B. Bilin , A. Bocci , C. Caillol , T. Camporesi , M. Capeans Garrido , G. Cerminara , N. Chernyavskaya , S.S. Chhibra , S. Choudhury, M. Cipriani , L. Cristella , D. d'Enterria , A. Dabrowski , A. David , A. De Roeck , M.M. Defranchis , M. Deile , M. Dobson , M. Dünsen , N. Dupont, A. Elliott-Peisert, F. Fallavollita⁵⁸, A. Florent , L. Forthomme , G. Franzoni , W. Funk , S. Ghosh , S. Giani, D. Gigi, K. Gill , F. Glege , L. Gouskos , E. Govorkova , M. Haranko , J. Hegeman , V. Innocente , T. James , P. Janot , J. Kaspar , J. Kieseler , M. Komm , N. Kratochwil , S. Laurila , P. Lecoq , A. Lintuluoto , C. Lourenço , B. Maier , L. Malgeri , S. Mallios , M. Mannelli , A.C. Marini , F. Meijers , S. Mersi , E. Meschi , F. Moortgat , M. Mulders , S. Orfanelli, L. Orsini, F. Pantaleo , E. Perez, M. Peruzzi , A. Petrilli , G. Petrucciani , A. Pfeiffer , M. Pierini , D. Piparo , M. Pitt , H. Qu , T. Quast, D. Rabady , A. Racz, G. Reales Gutiérrez, M. Rovere , H. Sakulin , J. Salfeld-Nebgen , S. Scarfi , M. Selvaggi , A. Sharma , P. Silva , W. Snoeys , P. Sphicas⁵⁹ , A.G. Stahl Leiton , S. Summers , K. Tatar , V.R. Tavolaro , D. Treille , P. Tropea , A. Tsirou , J. Wanczyk⁶⁰ , K.A. Wozniak , W.D. Zeuner 





















PSI Center for Neutron and Muon Sciences, Villigen, Switzerland

L. Caminada⁶¹ , A. Ebrahimi , W. Erdmann , R. Horisberger , Q. Ingram , H.C. Kaestli , D. Kotlinski , C. Lange , M. Missiroli⁶¹ , L. Noehte⁶¹ , T. Rohe 

ETH Zurich - Institute for Particle Physics and Astrophysics (IPA), Zurich, Switzerland

K. Androsov⁶⁰ , M. Backhaus , P. Berger, A. Calandri , A. De Cosa , G. Dissertori , M. Dittmar, M. Donegà , C. Dorfer , F. Eble , K. Gedia , F. Glessgen , T.A. Gómez Espinosa , C. Grab , D. Hits , W. Lustermann , A.-M. Lyon , R.A. Manzoni , L. Marchese , C. Martin Perez , A. Mascellani⁶⁰ , M.T. Meinhard , F. Nessi-Tedaldi , J. Niedziela , F. Pauss , V. Perovic , S. Pigazzini , M.G. Ratti , M. Reichmann , C. Reissel , T. Reitenspiess , B. Ristic , D. Ruini, D.A. Sanz Becerra , J. Steggemann⁶⁰ , D. Valsecchi²⁰ , R. Wallny 











Universität Zürich, Zurich, Switzerland

C. Amsler⁶² , P. Bäertschi , C. Botta , D. Brzhechko, M.F. Canelli , K. Cormier , A. De Wit , R. Del Burgo, J.K. Heikkilä , M. Huwiler , W. Jin , A. Jofrehei , B. Kilminster , S. Leontsinis , S.P. Liechi , A. Macchiolo , P. Meiring , V.M. Mikuni , U. Molinatti , I. Neutelings , A. Reimers , P. Robmann, S. Sanchez Cruz , K. Schweiger , M. Senger , Y. Takahashi

National Central University, Chung-Li, Taiwan




C. Adloff⁶³, C.M. Kuo, W. Lin , A. Roy , T. Sarkar³⁷ , S.S. Yu 

National Taiwan University (NTU), Taipei, Taiwan





















L. Ceard, Y. Chao , K.F. Chen , P.H. Chen , P.s. Chen, H. Cheng , W.-S. Hou , Y.y. Li , R.-S. Lu , E. Paganis , A. Psallidas, A. Steen , H.y. Wu , E. Yazgan , P.r. Yu

High Energy Physics Research Unit, Department of Physics, Faculty of Science,

Chulalongkorn University, Bangkok, Thailand

B. Asavapibhop , C. Asawatangtrakuldee , N. Srimanobhas 

Çukurova University, Physics Department, Science and Art Faculty, Adana, Turkey

F. Boran , S. Damarseekin⁶⁴ , Z.S. Demiroglu , F. Dolek , I. Dumanoglu⁶⁵ , E. Eskut ,
Y. Guler⁶⁶ , E. Gurpinar Guler⁶⁶ , C. Isik , O. Kara , A. Kayis Topaksu , U. Kiminsu ,
G. Onengut , K. Ozdemir⁶⁷ , A. Polatoz , A.E. Simsek , B. Tali⁶⁸ , U.G. Tok ,
S. Turkcapar , I.S. Zorbakir 

Middle East Technical University, Physics Department, Ankara, Turkey

G. Karapinar, K. Ocalan⁶⁹ , M. Yalvac⁷⁰ 


Bogazici University, Istanbul, Turkey

B. Akgun , I.O. Atakisi , E. Gülmez , M. Kaya⁷¹ , O. Kaya⁷² , Ö. Özçelik ,
S. Tekten⁷³ , E.A. Yetkin⁷⁴ 


Istanbul Technical University, Istanbul, Turkey

A. Cakir , K. Cankocak⁶⁵ , Y. Komurcu , S. Sen⁷⁵ 

Istanbul University, Istanbul, Turkey

O. Aydilek , S. Cerci⁶⁸ , B. Hacisahinoglu , I. Hos⁷⁶ , B. Isildak⁷⁷ , B. Kaynak ,
S. Ozkorucuklu , H. Sert , C. Simsek , D. Sunar Cerci⁶⁸ , C. Zorbilmez 
















Institute for Scintillation Materials of National Academy of Science of Ukraine, Kharkiv, Ukraine

B. Grynyov 


















National Science Centre, Kharkiv Institute of Physics and Technology, Kharkiv, Ukraine

L. Levchuk 
































University of Bristol, Bristol, United Kingdom

D. Anthony , E. Bhal , S. Bologna, J.J. Brooke , A. Bundock , E. Clement ,
D. Cussans , H. Flacher , M. Glowacki, J. Goldstein , G.P. Heath, H.F. Heath ,
L. Kreczko , B. Krikler , S. Paramesvaran , S. Seif El Nasr-Storey, V.J. Smith ,
N. Stylianou⁷⁸ , K. Walkingshaw Pass, R. White 



Rutherford Appleton Laboratory, Didcot, United Kingdom

K.W. Bell , A. Belyaev⁷⁹ , C. Brew , R.M. Brown , D.J.A. Cockerill , C. Cooke ,
K.V. Ellis, K. Harder , S. Harper , M.-L. Holmberg⁸⁰ , J. Linacre , K. Manolopoulos, D.M. Newbold , E. Olaiya , D. Petyt , T. Reis , T. Schuh, C.H. Shepherd-Themistocleous , I.R. Tomalin , T. Williams 

Imperial College, London, United Kingdom

R. Bainbridge , P. Bloch , S. Bonomally, J. Borg , S. Breeze, O. Buchmuller, V. Cepaitis ,
G.S. Chahal⁸¹ , D. Colling , P. Dauncey , G. Davies , M. Della Negra , S. Fayer,
G. Fedi , G. Hall , M.H. Hassanshahi , G. Iles , J. Langford , L. Lyons , A.-
M. Magnan , S. Malik, A. Martelli , D.G. Monk , J. Nash⁸² , M. Pesaresi , B.C. Radburn-
Smith , D.M. Raymond, A. Richards, A. Rose , E. Scott , C. Seez , A. Shtipliyski,
A. Tapper , K. Uchida , T. Virdee²⁰ , M. Vojinovic , N. Wardle , S.N. Webb ,
D. Winterbottom 


Brunel University, Uxbridge, United Kingdom

K. Coldham, J.E. Cole , A. Khan, P. Kyberd , I.D. Reid , L. Teodorescu, S. Zahid 

Baylor University, Waco, Texas, USA

S. Abdullin , A. Brinkerhoff , B. Caraway , J. Dittmann , K. Hatakeyama , A.R. Kanuganti , B. McMaster , M. Saunders , S. Sawant , C. Sutantawibul , J. Wilson 

















Catholic University of America, Washington, DC, USA

R. Bartek , A. Dominguez , R. Uniyal , A.M. Vargas Hernandez 























The University of Alabama, Tuscaloosa, Alabama, USA

A. Buccilli , S.I. Cooper , D. Di Croce , S.V. Gleyzer , C. Henderson , C.U. Perez , P. Rumerio⁸³ , C. West 



















Boston University, Boston, Massachusetts, USA

A. Akpınar , A. Albert , D. Arcaro , C. Cosby , Z. Demiragli , C. Erice , E. Fontanesi , D. Gastler , S. May , J. Rohlf , K. Salyer , D. Sperka , D. Spitzbart , I. Suarez , A. Tsatsos , S. Yuan 














Brown University, Providence, Rhode Island, USA

G. Benelli , B. Burkle , X. Coubez²² , D. Cutts , M. Hadley , U. Heintz , J.M. Hogan⁸⁴ , T. Kwon , G. Landsberg , K.T. Lau , D. Li , M. Lukasik , J. Luo , M. Narain , N. Pervan , S. Sagir⁸⁵ , F. Simpson , E. Usai , W.Y. Wong , X. Yan , D. Yu , W. Zhang 










University of California, Davis, Davis, California, USA

J. Bonilla , C. Brainerd , R. Breedon , M. Calderon De La Barca Sanchez , M. Chertok , J. Conway , P.T. Cox , R. Erbacher , G. Haza , F. Jensen , O. Kukral , G. Mocellin , M. Mulhearn , D. Pellett , B. Regnery , D. Taylor , Y. Yao , F. Zhang 























University of California, Los Angeles, California, USA

M. Bachtis , R. Cousins , A. Datta , D. Hamilton , J. Hauser , M. Ignatenko , M.A. Iqbal , T. Lam , W.A. Nash , S. Regnard , D. Saltzberg , B. Stone , V. Valuev 





















University of California, Riverside, Riverside, California, USA

Y. Chen , R. Clare , J.W. Gary , M. Gordon , G. Hanson , G. Karapostoli , O.R. Long , N. Manganeli , W. Si , S. Wimpenny , Y. Zhang 















University of California, San Diego, La Jolla, California, USA

J.G. Branson , P. Chang , S. Cittolin , S. Cooperstein , D. Diaz , J. Duarte , R. Gerosa , L. Giannini , J. Guiang , R. Kansal , V. Krutelyov , R. Lee , J. Letts , M. Masciovecchio , F. Mokhtar , M. Pieri , B.V. Sathia Narayanan , V. Sharma , M. Tadel , F. Würthwein , Y. Xiang , A. Yagil 










University of California, Santa Barbara - Department of Physics, Santa Barbara, California, USA

N. Amin , C. Campagnari , M. Citron , G. Collura , A. Dorsett , V. Dutta , J. Incandela , M. Kilpatrick , J. Kim , B. Marsh , H. Mei , M. Oshiro , M. Quinnan , J. Richman , U. Sarica , F. Setti , J. Sheplock , P. Siddireddy , D. Stuart , S. Wang 

California Institute of Technology, Pasadena, California, USA

A. Bornheim , O. Cerri , I. Dutta , J.M. Lawhorn , N. Lu , J. Mao , H.B. Newman , T. Q. Nguyen , M. Spiropulu , J.R. Vlimant , C. Wang , S. Xie , Z. Zhang , R.Y. Zhu 

Carnegie Mellon University, Pittsburgh, Pennsylvania, USA



















J. Alison , S. An , M.B. Andrews , P. Bryant , T. Ferguson , A. Harilal , C. Liu , T. Mudholkar , S. Murthy , M. Paulini , A. Roberts , A. Sanchez , W. Terrill 

University of Colorado Boulder, Boulder, Colorado, USA


J.P. Cumalat , W.T. Ford , A. Hassani , G. Karathanasis , E. MacDonald , R. Patel 

A. Perloff , C. Savard , N. Schonbeck , K. Stenson , K.A. Ulmer , S.R. Wagner ,
N. Zipper 






















Cornell University, Ithaca, New York, USA

J. Alexander , S. Bright-Thonney , X. Chen , Y. Cheng , D.J. Cranshaw , J. Fan ,
X. Fan , D. Gadkari , S. Hogan , J. Monroy , J.R. Patterson , D. Quach , J. Reichert ,
M. Reid , A. Ryd , J. Thom , P. Wittich , R. Zou 

Fermi National Accelerator Laboratory, Batavia, Illinois, USA

M. Albrow , M. Alyari , G. Apollinari , A. Apresyan , A. Apyan , L.A.T. Bauerdick ,
D. Berry , J. Berryhill , P.C. Bhat , K. Burkett , J.N. Butler , A. Canepa , G.B. Cerati ,
H.W.K. Cheung , F. Chlebana , K.F. Di Petrillo , J. Dickinson , V.D. Elvira , Y. Feng ,
J. Freeman , A. Gandrakota , Z. Gecse , L. Gray , D. Green , S. Grünendahl ,
O. Gutsche , R.M. Harris , R. Heller , T.C. Herwig , J. Hirschauer , B. Jayatilaka ,
S. Jindariani , M. Johnson , U. Joshi , T. Klijsma , B. Klima , K.H.M. Kwok ,
S. Lammel , D. Lincoln , R. Lipton , T. Liu , C. Madrid , K. Maeshima , C. Mantilla ,
D. Mason , P. McBride , P. Merkel , S. Mrenna , S. Nahn , J. Ngadiuba ,
V. Papadimitriou , N. Pastika , K. Pedro , C. Pena⁸⁶ , F. Ravera , A. Reinsvold Hall⁸⁷ ,
L. Ristori , E. Sexton-Kennedy , N. Smith , A. Soha , L. Spiegel , J. Strait , L. Taylor ,
S. Tkaczyk , N.V. Tran , L. Uplegger , E.W. Vaandering , H.A. Weber , I. Zoi 









University of Florida, Gainesville, Florida, USA

P. Avery , D. Bourilkov , L. Cadamuro , V. Cherepanov , R.D. Field , D. Guerrero ,
M. Kim , E. Koenig , J. Konigsberg , A. Korytov , K.H. Lo , K. Matchev , N. Menendez ,
G. Mitselmakher , A. Muthirakalayil Madhu , N. Rawal , D. Rosenzweig , S. Rosen-
zweig , K. Shi , J. Wang , Z. Wu 



















Florida State University, Tallahassee, Florida, USA

T. Adams , A. Askew , R. Habibullah , V. Hagopian , K.F. Johnson , R. Khurana ,
T. Kolberg , G. Martinez , H. Prosper , C. Schiber , O. Viazlo , R. Yohay , J. Zhang 














Florida Institute of Technology, Melbourne, Florida, USA

M.M. Baarmand , S. Butalla , T. Elkafrawy⁸⁸ , M. Hohlmann , R. Kumar Verma ,
D. Noonan , M. Rahmani , F. Yumiceva 

University of Illinois Chicago, Chicago, Illinois, USA

M.R. Adams , H. Becerril Gonzalez , R. Cavanaugh , S. Dittmer , O. Evdokimov ,
C.E. Gerber , D.J. Hofman , D. S. Lemos , A.H. Merrit , C. Mills , G. Oh , T. Roy ,
S. Rudrabhatla , M.B. Tonjes , N. Varelas , J. Viinikainen , X. Wang , Z. Ye 



























The University of Iowa, Iowa City, Iowa, USA

M. Alhusseini , K. Dilsiz⁸⁹ , L. Emediato , R.P. Gandrajula , O.K. Köseyan , J.-P. Merlo ,
A. Mestvirishvili⁹⁰ , J. Nachtman , H. Ogul⁹¹ , Y. Onel , A. Penzo , C. Snyder ,
E. Tiras⁹² 

Johns Hopkins University, Baltimore, Maryland, USA




O. Amram , B. Blumenfeld , L. Corcodilos , J. Davis , A.V. Gritsan , S. Kyriacou ,
P. Maksimovic , J. Roskes , M. Swartz , T.Á. Vámi 

The University of Kansas, Lawrence, Kansas, USA

A. Abreu , J. Anguiano , P. Baringer , A. Bean , Z. Flowers , T. Isidori , S. Khalil ,
J. King , G. Krintiras , A. Kropivnitskaya , M. Lazarovits , C. Le Mahieu , C. Lindsey ,
J. Marquez , N. Minafra , M. Murray , M. Nickel , C. Rogan , C. Royon ,
R. Salvatico , S. Sanders , E. Schmitz , C. Smith , Q. Wang , Z. Warner , J. Williams 

G. Wilson 


















Kansas State University, Manhattan, Kansas, USA

S. Duric, A. Ivanov , K. Kaadze , D. Kim, Y. Maravin , T. Mitchell, A. Modak, K. Nam























Lawrence Livermore National Laboratory, Livermore, California, USA

F. Rebassoo , D. Wright 














University of Maryland, College Park, Maryland, USA

E. Adams , A. Baden , O. Baron, A. Belloni , S.C. Eno , N.J. Hadley , S. Jabeen , R.G. Kellogg , T. Koeth , Y. Lai , S. Lascio , A.C. Mignerey , S. Nabili , C. Palmer , M. Seidel , A. Skuja , L. Wang , K. Wong 















Massachusetts Institute of Technology, Cambridge, Massachusetts, USA

D. Abercrombie, G. Andreassi, R. Bi, W. Busza , I.A. Cali , Y. Chen , M. D'Alfonso , J. Eysermans , C. Freer , G. Gomez-Ceballos , M. Goncharov, P. Harris, M. Hu , M. Klute , D. Kovalskyi , J. Krupa , Y.-J. Lee , K. Long , C. Mironov , C. Paus , D. Rankin , C. Roland , G. Roland , Z. Shi , G.S.F. Stephans , J. Wang, Z. Wang , B. Wyslouch 

University of Minnesota, Minneapolis, Minnesota, USA

R.M. Chatterjee, A. Evans , J. Hiltbrand , Sh. Jain , B.M. Joshi , M. Krohn , Y. Kubota , J. Mans , M. Revering , R. Rusack , R. Saradhy , N. Schroeder , N. Strobbe , M.A. Wadud 





















University of Nebraska-Lincoln, Lincoln, Nebraska, USA

K. Bloom , M. Bryson, S. Chauhan , D.R. Claes , C. Fangmeier , L. Finco , F. Golf , C. Joo , I. Kravchenko , I. Reed , J.E. Siado , G.R. Snow[†], W. Tabb , A. Wightman , F. Yan , A.G. Zecchinelli 










State University of New York at Buffalo, Buffalo, New York, USA

G. Agarwal , H. Bandyopadhyay , L. Hay , I. Iashvili , A. Kharchilava , C. McLean , D. Nguyen , J. Pekkanen , S. Rappoccio , A. Williams 






















Northeastern University, Boston, Massachusetts, USA

G. Alverson , E. Barberis , Y. Haddad , Y. Han , A. Hortiangtham , A. Krishna , J. Li , J. Lidrych , G. Madigan , B. Marzocchi , D.M. Morse , V. Nguyen , T. Orimoto , A. Parker , L. Skinnari , A. Tishelman-Charny , T. Wamorkar , B. Wang , A. Wisecarver , D. Wood 








Northwestern University, Evanston, Illinois, USA

S. Bhattacharya , J. Bueghly, Z. Chen , A. Gilbert , T. Gunter , K.A. Hahn , Y. Liu , N. Odell , J. L. Rainbolt⁹³, M.H. Schmitt , M. Velasco 




















University of Notre Dame, Notre Dame, Indiana, USA

R. Band , R. Bucci, M. Cremonesi, A. Das , R. Goldouzian , M. Hildreth , K. Hurtado Anampa , C. Jessop , K. Lannon , J. Lawrence , N. Loukas , L. Lutton , J. Mariano , N. Marinelli, I. Mcalister, T. McCauley , C. Mcgrady , K. Mohrman , C. Moore , Y. Musienko¹³ , R. Ruchti , A. Townsend , M. Wayne , M. Zarucki , L. Zygala 

The Ohio State University, Columbus, Ohio, USA

B. Bylsma, L.S. Durkin , B. Francis , C. Hill , A. Lesauvage , M. Nunez Ornelas , K. Wei, B.L. Winer , B. R. Yates 




















Princeton University, Princeton, New Jersey, USA

F.M. Addesa , B. Bonham , P. Das , G. Dezoort , P. Elmer , A. Frankenthal ,
B. Greenberg , N. Haubrich , S. Higginbotham , A. Kalogeropoulos , G. Kopp ,
S. Kwan , D. Lange , D. Marlow , K. Mei , I. Ojalvo , J. Olsen , D. Stickland ,
C. Tully 



University of Puerto Rico, Mayaguez, Puerto Rico, USA

S. Malik , S. Norberg

















Purdue University, West Lafayette, Indiana, USA

A.S. Bakshi , V.E. Barnes , R. Chawla , S. Das , L. Gutay, M. Jones , A.W. Jung ,
D. Kondratyev , A.M. Koshy, M. Liu , G. Negro , N. Neumeister , G. Paspalaki ,
S. Piperov , A. Purohit , J.F. Schulte , M. Stojanovic¹⁶ , J. Thieman , F. Wang ,
R. Xiao , W. Xie 












Purdue University Northwest, Hammond, Indiana, USA

J. Dolen , N. Parashar 


Rice University, Houston, Texas, USA

D. Acosta , A. Baty , T. Carnahan , M. Decaro, S. Dildick , K.M. Ecklund , S. Freed,
P. Gardner, F.J.M. Geurts , A. Kumar , W. Li , B.P. Padley , R. Redjimi , J. Rotter ,
W. Shi , S. Yang , E. Yigitbasi , L. Zhang⁹⁴, Y. Zhang , X. Zuo 















University of Rochester, Rochester, New York, USA

A. Bodek , P. de Barbaro , R. Demina , J.L. Dulemba , C. Fallon, T. Ferbel , M. Galanti,
A. Garcia-Bellido , O. Hindrichs , A. Khukhunaishvili , E. Ranken , R. Taus ,
G.P. Van Onsem 





The Rockefeller University, New York, New York, USA

K. Goulianos 














Rutgers, The State University of New Jersey, Piscataway, New Jersey, USA

B. Chiarito, J.P. Chou , Y. Gershtein , E. Halkiadakis , A. Hart , M. Heindl ,
O. Karacheban²⁴ , I. Laflotte , A. Lath , R. Montalvo, K. Nash, M. Osherson , S. Salur ,
S. Schnetzer, S. Somalwar , R. Stone , S.A. Thayil , S. Thomas, H. Wang 

University of Tennessee, Knoxville, Tennessee, USA

H. Acharya, A.G. Delannoy , S. Fiorendi , T. Holmes , S. Spanier 









Texas A&M University, College Station, Texas, USA

O. Bouhali⁹⁵ , M. Dalchenko , A. Delgado , R. Eusebi , J. Gilmore , T. Huang ,
T. Kamon⁹⁶ , H. Kim , S. Luo , S. Malhotra, R. Mueller , D. Overton , D. Rathjens ,
A. Safonov 

Texas Tech University, Lubbock, Texas, USA

N. Akchurin , J. Damgov , V. Hegde , K. Lamichhane , S.W. Lee , T. Mengke,
S. Muthumuni , T. Peltola , I. Volobouev , Z. Wang, A. Whitbeck 

Vanderbilt University, Nashville, Tennessee, USA


E. Appelt , S. Greene, A. Gurrola , W. Johns , A. Melo , F. Romeo , P. Sheldon ,
S. Tuo , J. Velkovska 

University of Virginia, Charlottesville, Virginia, USA




















M.W. Arenton , B. Cardwell , B. Cox , G. Cummings , J. Hakala , R. Hirosky ,
M. Joyce , A. Ledovskoy , A. Li , C. Neu , C.E. Perez Lara , B. Tannenwald 

S. White 










Wayne State University, Detroit, Michigan, USA

N. Poudyal 

University of Wisconsin - Madison, Madison, Wisconsin, USA

S. Banerjee , K. Black , T. Bose , S. Dasu , I. De Bruyn , P. Everaerts , C. Galloni, H. He , M. Herndon , A. Herve , U. Hussain, A. Lanaro, A. Loeliger , R. Loveless , J. Madhusudanan Sreekala , A. Mallampalli , A. Mohammadi , D. Pinna , A. Savin, V. Shang , V. Sharma , W.H. Smith , D. Teague, S. Trembath-Reichert, W. Vetens 

Authors affiliated with an international laboratory covered by a cooperation agreement with CERN

S. Afanasiev , D. Budkouski , I. Golutvin , I. Gorbunov , V. Karjavine , V. Korenkov , A. Lanev , A. Malakhov , V. Matveev^{97,98} , V. Palichik , V. Perelygin , M. Savina , V. Shalaev , S. Shmatov , S. Shulha , V. Smirnov , O. Teryaev , N. Voytishin , B.S. Yuldashev⁹⁹, A. Zarubin , I. Zhizhin

Authors affiliated with an institute formerly covered by a cooperation agreement with CERN

G. Gavrillov , V. Golovtcov , Y. Ivanov , V. Kim⁹⁷ , E. Kuznetsova¹⁰⁰ , V. Murzin , V. Oreshkin , I. Smirnov , D. Sosnov , V. Sulimov , L. Uvarov , S. Volkov, A. Vorobyev, Yu. Andreev , A. Dermenev , S. Gninenko , N. Golubev , A. Karneyeu , D. Kirpichnikov , M. Kirsanov , N. Krasnikov , A. Pashenkov, G. Pivovarov , A. Toropin , T. Aushhev , V. Epshteyn , V. Gavrillov , N. Lychkovskaya , A. Nikitenko¹⁰¹ , V. Popov , A. Stepenov , M. Toms , E. Vlasov , A. Zhokin , M. Chadeeva⁹⁷ , A. Oskin, P. Parygin , E. Popova , V. Rusinov, D. Selivanova , V. Andreev , M. Azarkin , I. Dremin , M. Kirakosyan, A. Terkulov , A. Belyaev , E. Boos , V. Bunichev , M. Dubinin⁸⁶ , L. Dudko , A. Ershov , A. Gribushin , V. Klyukhin , O. Kodolova , S. Obraztsov , V. Savrin , A. Snigirev , V. Blinov⁹⁷, T. Dimova⁹⁷ , L. Kardapoltsev⁹⁷ , A. Kozyrev⁹⁷ , I. Ovtin⁹⁷ , O. Radchenko⁹⁷ , Y. Skovpen⁹⁷ , I. Azhgirey , I. Bayshev, D. Elumakhov, V. Kachanov , D. Konstantinov , P. Mandrik , V. Petrov, R. Ryutin, S. Slabospitskii , A. Sobol , S. Troshin , A. Uzunian , A. Volkov, A. Babaev , V. Okhotnikov , V. Borshch , V. Ivanchenko , E. Tcherniaev , V. Chekhovsky, A. Litomin, V. Makarenko

†: Deceased

¹Also at TU Wien, Vienna, Austria

²Also at Institute of Basic and Applied Sciences, Faculty of Engineering, Arab Academy for Science, Technology and Maritime Transport, Alexandria, Egypt

³Also at Université Libre de Bruxelles, Bruxelles, Belgium

⁴Also at Universidade Estadual de Campinas, Campinas, Brazil

⁵Also at Federal University of Rio Grande do Sul, Porto Alegre, Brazil

⁶Also at UFMS, Nova Andradina, Brazil

⁷Also at The University of the State of Amazonas, Manaus, Brazil

⁸Also at University of Chinese Academy of Sciences, Beijing, China

⁹Also at Nanjing Normal University, Nanjing, China

¹⁰Also at Department of Physics, Tsinghua University, Beijing, China

¹¹Now at The University of Iowa, Iowa City, Iowa, USA

¹²Also at University of Chinese Academy of Sciences, Beijing, China

¹³Also at an institute formerly covered by a cooperation agreement with CERN

¹⁴Now at British University in Egypt, Cairo, Egypt

¹⁵Now at Cairo University, Cairo, Egypt

-
- ¹⁶Also at Purdue University, West Lafayette, Indiana, USA
- ¹⁷Also at Université de Haute Alsace, Mulhouse, France
- ¹⁸Also at Ilia State University, Tbilisi, Georgia
- ¹⁹Also at Erzincan Binali Yildirim University, Erzincan, Turkey
- ²⁰Also at CERN, European Organization for Nuclear Research, Geneva, Switzerland
- ²¹Also at University of Hamburg, Hamburg, Germany
- ²²Also at RWTH Aachen University, III. Physikalisches Institut A, Aachen, Germany
- ²³Also at Isfahan University of Technology, Isfahan, Iran
- ²⁴Also at Brandenburg University of Technology, Cottbus, Germany
- ²⁵Also at Forschungszentrum Jülich, Juelich, Germany
- ²⁶Also at Institute of Physics, University of Debrecen, Debrecen, Hungary
- ²⁷Also at HUN-REN ATOMKI - Institute of Nuclear Research, Debrecen, Hungary
- ²⁸Now at Universitatea Babeş-Bolyai - Facultatea de Fizica, Cluj-Napoca, Romania
- ²⁹Also at Physics Department, Faculty of Science, Assiut University, Assiut, Egypt
- ³⁰Also at Karoly Robert Campus, MATE Institute of Technology, Gyongyos, Hungary
- ³¹Also at MTA-ELTE Lendület CMS Particle and Nuclear Physics Group, Eötvös Loránd University, Budapest, Hungary
- ³²Also at Faculty of Informatics, University of Debrecen, Debrecen, Hungary
- ³³Also at HUN-REN Wigner Research Centre for Physics, Budapest, Hungary
- ³⁴Also at Punjab Agricultural University, Ludhiana, India
- ³⁵Also at UPES - University of Petroleum and Energy Studies, Dehradun, India
- ³⁶Also at University of Hyderabad, Hyderabad, India
- ³⁷Also at University of Visva-Bharati, Santiniketan, India
- ³⁸Also at Indian Institute of Science (IISc), Bangalore, India
- ³⁹Also at Indian Institute of Technology (IIT), Mumbai, India
- ⁴⁰Also at IIT Bhubaneswar, Bhubaneswar, India
- ⁴¹Also at Institute of Physics, Bhubaneswar, India
- ⁴²Also at Deutsches Elektronen-Synchrotron, Hamburg, Germany
- ⁴³Now at Department of Physics, Isfahan University of Technology, Isfahan, Iran
- ⁴⁴Also at Sharif University of Technology, Tehran, Iran
- ⁴⁵Also at Department of Physics, University of Science and Technology of Mazandaran, Behshahr, Iran
- ⁴⁶Now at INFN Sezione di Bari, Università di Bari, Politecnico di Bari, Bari, Italy
- ⁴⁷Also at Italian National Agency for New Technologies, Energy and Sustainable Economic Development, Bologna, Italy
- ⁴⁸Also at Centro Siciliano di Fisica Nucleare e di Struttura Della Materia, Catania, Italy
- ⁴⁹Also at Scuola Superiore Meridionale, Università di Napoli 'Federico II', Napoli, Italy
- ⁵⁰Also at Università di Napoli 'Federico II', Napoli, Italy
- ⁵¹Also at Consiglio Nazionale delle Ricerche - Istituto Officina dei Materiali, Perugia, Italy
- ⁵²Also at Riga Technical University, Riga, Latvia
- ⁵³Also at Department of Applied Physics, Faculty of Science and Technology, Universiti Kebangsaan Malaysia, Bangi, Malaysia
- ⁵⁴Also at Consejo Nacional de Ciencia y Tecnología, Mexico City, Mexico
- ⁵⁵Also at IRFU, CEA, Université Paris-Saclay, Gif-sur-Yvette, France
- ⁵⁶Also at Faculty of Physics, University of Belgrade, Belgrade, Serbia
- ⁵⁷Also at Trincomalee Campus, Eastern University, Sri Lanka, Nilaveli, Sri Lanka
- ⁵⁸Also at INFN Sezione di Pavia, Università di Pavia, Pavia, Italy
- ⁵⁹Also at National and Kapodistrian University of Athens, Athens, Greece
- ⁶⁰Also at Ecole Polytechnique Fédérale Lausanne, Lausanne, Switzerland

- ⁶¹Also at Universität Zürich, Zurich, Switzerland
- ⁶²Also at Stefan Meyer Institute for Subatomic Physics, Vienna, Austria
- ⁶³Also at Laboratoire d'Annecy-le-Vieux de Physique des Particules, IN2P3-CNRS, Annecy-le-Vieux, France
- ⁶⁴Also at Şırnak University, Şırnak, Turkey
- ⁶⁵Also at Near East University, Research Center of Experimental Health Science, Mersin, Turkey
- ⁶⁶Also at Konya Technical University, Konya, Turkey
- ⁶⁷Also at Izmir Bakircay University, Izmir, Turkey
- ⁶⁸Also at Adiyaman University, Adiyaman, Turkey
- ⁶⁹Also at Necmettin Erbakan University, Konya, Turkey
- ⁷⁰Also at Bozok Universitetesi Rektörlüğü, Yozgat, Turkey
- ⁷¹Also at Marmara University, Istanbul, Turkey
- ⁷²Also at Milli Savunma University, Istanbul, Turkey
- ⁷³Also at Kafkas University, Kars, Turkey
- ⁷⁴Also at Istanbul Bilgi University, Istanbul, Turkey
- ⁷⁵Also at Hacettepe University, Ankara, Turkey
- ⁷⁶Also at Istanbul University - Cerrahpasa, Faculty of Engineering, Istanbul, Turkey
- ⁷⁷Also at Ozyegin University, Istanbul, Turkey
- ⁷⁸Also at Vrije Universiteit Brussel, Brussel, Belgium
- ⁷⁹Also at School of Physics and Astronomy, University of Southampton, Southampton, United Kingdom
- ⁸⁰Also at University of Bristol, Bristol, United Kingdom
- ⁸¹Also at IPPP Durham University, Durham, United Kingdom
- ⁸²Also at Monash University, Faculty of Science, Clayton, Australia
- ⁸³Also at Università di Torino, Torino, Italy
- ⁸⁴Also at Bethel University, St. Paul, Minnesota, USA
- ⁸⁵Also at Karamanoğlu Mehmetbey University, Karaman, Turkey
- ⁸⁶Also at California Institute of Technology, Pasadena, California, USA
- ⁸⁷Also at United States Naval Academy, Annapolis, Maryland, USA
- ⁸⁸Also at Ain Shams University, Cairo, Egypt
- ⁸⁹Also at Bingol University, Bingol, Turkey
- ⁹⁰Also at Georgian Technical University, Tbilisi, Georgia
- ⁹¹Also at Sinop University, Sinop, Turkey
- ⁹²Also at Erciyes University, Kayseri, Turkey
- ⁹³Also at University of Chicago, Chicago, Maryland, USA
- ⁹⁴Also at Institute of Modern Physics and Key Laboratory of Nuclear Physics and Ion-beam Application (MOE) - Fudan University, Shanghai, China
- ⁹⁵Also at Texas A&M University at Qatar, Doha, Qatar
- ⁹⁶Also at Kyungpook National University, Daegu, Korea
- ⁹⁷Also at another institute formerly covered by a cooperation agreement with CERN
- ⁹⁸Now at another institute formerly covered by a cooperation agreement with CERN
- ⁹⁹Also at Institute of Nuclear Physics of the Uzbekistan Academy of Sciences, Tashkent, Uzbekistan
- ¹⁰⁰Also at University of Florida, Gainesville, Florida, USA
- ¹⁰¹Also at Imperial College, London, United Kingdom