

ON THE AXISYMMETRIC NAVIER-STOKES FLOW PASSING A CONE WITH THE TOTAL-SLIP BOUNDARY CONDITION

ZIJIN LI, XIN YANG, AND QI S. ZHANG

ABSTRACT. For the incompressible Navier-Stokes flows passing a certain type of cones D with the Navier total-slip boundary condition, we show that there exists an absolute constant $C_* > 0$ such that if

$$\sup_{x \in D} r|v_{0,\theta}| \leq C_* \quad \text{and} \quad \int_D r v_{0,\theta}(x) dx = 0,$$

then there exists a unique global bounded strong solution with finite energy, where r means the distance to the z axis, and $v_{0,\theta}$ represents the initial value of the azimuthal component of the velocity \mathbf{v} . Unlike in the previous conclusion in [24], no parity assumption on \mathbf{v}_0 is needed. There are four key ingredients in the proof.

- (1) In spherical coordinates, we introduce three new quantities

$$\mathcal{K} \stackrel{\text{def}}{=} \frac{\sin \phi}{\rho^2} \partial_\phi \left(\frac{v_\theta}{\sin \phi} \right), \quad \mathcal{F} \stackrel{\text{def}}{=} -\partial_\rho \left(\frac{v_\theta}{\rho} \right), \quad \mathcal{O} \stackrel{\text{def}}{=} \frac{1}{\rho \sin \phi} \left(\omega_\theta - \frac{2v_\phi \eta(\rho)}{\rho} \right),$$

and derive a self-closed energy estimate for them, where η is a cut-off function which vanishes near the origin and equals 1 away from the origin.

- (2) A boundary value problem of the pressure P is proposed and an elliptic estimate for P is established in order to control boundary terms arising from the Navier total-slip boundary condition.
- (3) A De Giorgi iteration scheme is applied to establish the boundedness of the quantity $r v_\theta$ whose integral on D vanishes for all the time.
- (4) A new anisotropic Hardy's inequality is derived for functions whose integral on D vanish.

Keywords: Axially symmetric Navier-Stokes equations; Global strong solutions; Exterior conic regions; Absolute partial smallness; Navier total-slip boundary condition

AMS Subject Classification (2020): 35Q35, 76D05

CONTENTS

1. Introduction	2
1.1. The problem and related works	2
1.2. Difficulties and strategies	8
2. Setup on approximating domains D_m	10
2.1. Approximating Domains D_m	10
2.2. Strong Solutions on D_m	13
2.3. A system for the triple of good unknowns $(\mathcal{K}, \mathcal{F}, \mathcal{O})$	15
3. Estimates of the pressure P in D_m	16
3.1. Boundary value problem for the pressure	16
3.2. Gradient L^2 bound of the pressure	19
4. Poincaré and Anisotropic Hardy's inequalities	23
4.1. Poincaré inequalities	23

4.2. An anisotropic Hardy's inequality	26
5. Applications of the anisotropic Hardy's inequality in D_m	30
5.1. Hardy's inequality for v_θ and v_θ/ρ	30
5.2. Korn's inequality for $v_\theta e_\theta$	31
6. Fundamental energy estimates for the velocity in D_m	34
7. L^∞ estimate of Γ by its initial data in D_m	39
8. Estimates based on the Biot-Savart law	47
8.1. Biot-Savart law involving $(\mathcal{K}, \mathcal{F}, \mathcal{O})$	47
8.2. Control of v_ϕ/ρ via \mathcal{O}	48
8.3. Control of v_ρ/ρ via \mathcal{O}	53
8.4. Control of v_θ/ρ via \mathcal{K} and \mathcal{F}	56
9. Energy estimate for the triple $(\mathcal{K}, \mathcal{F}, \mathcal{O})$ in D_m	58
9.1. Statement of the energy bound for $(\mathcal{K}, \mathcal{F}, \mathcal{O})$	58
9.2. Energy estimates for \mathcal{K} and \mathcal{F}	59
9.3. Energy estimate for \mathcal{O}	63
9.4. Proof of the energy bound for $(\mathcal{K}, \mathcal{F}, \mathcal{O})$	70
10. Existence and uniqueness of strong solutions in D	71
10.1. Uniform boundedness and higher-order regularity estimates of the velocity	71
10.2. Proof of the main theorem	72
Acknowledgments	75
References	75

1. INTRODUCTION

1.1. The problem and related works. The goal of the paper is to construct a class of global bounded solutions to the axially symmetric Navier-Stokes equations, abbreviated as ASNS henceforth:

$$\begin{cases} \left(\Delta - \frac{1}{r^2} \right) v_r - (v_r \partial_r + v_3 \partial_{x_3}) v_r + \frac{v_\theta^2}{r} - \partial_r P - \partial_t v_r = 0, \\ \left(\Delta - \frac{1}{r^2} \right) v_\theta - (v_r \partial_r + v_3 \partial_{x_3}) v_\theta - \frac{v_\theta v_r}{r} - \partial_t v_\theta = 0, \\ \Delta v_3 - (v_r \partial_r + v_3 \partial_{x_3}) v_3 - \partial_{x_3} P - \partial_t v_3 = 0, \\ \frac{1}{r} \partial_r (r v_r) + \partial_{x_3} v_3 = 0. \end{cases} \quad (1.1)$$

Here, $\mathbf{v} = v_r \mathbf{e}_r + v_\theta \mathbf{e}_\theta + v_3 \mathbf{e}_3$ is the velocity in the cylindrical system with the standard basis $\{\mathbf{e}_r, \mathbf{e}_\theta, \mathbf{e}_3\}$, where for any $x = (x_1, x_2, x_3) \in \mathbb{R}^3$, $r = \sqrt{x_1^2 + x_2^2}$, $\theta = \arctan \frac{x_2}{x_1}$ and

$$\mathbf{e}_r = (x_1/r, x_2/r, 0)^T, \quad \mathbf{e}_\theta = (-x_2/r, x_1/r, 0)^T, \quad \mathbf{e}_3 = (0, 0, 1)^T. \quad (1.2)$$

The characterization of ASNS is that the components v_r , v_θ and v_3 are independent of the azimuthal angle θ . Although ASNS is a special case of the full 3D Navier-Stokes equations,

$$\Delta \mathbf{v} - (\mathbf{v} \cdot \nabla) \mathbf{v} - \nabla P - \partial_t \mathbf{v} = 0, \quad \operatorname{div} \mathbf{v} = 0, \quad (1.3)$$

the regularity problem of ASNS is still open in general settings. In the last several decades, there has been an outburst of research on ASNS, see e.g. [7, 8, 10, 12, 15, 17–19, 35, 37, 38] and the references therein.

After it was realized in [10, 19] that ASNS is essentially a critical system, there is expectation that the regularity problem is more promising. In this direction, the regularity problem

was solved in [38] for a cusp domain under the Navier total-slip boundary condition. This is the first time that the regularity problem of ASNS is settled when the essential difficulty is beyond that in 2D. Earlier, the regularity problem of the 3D Navier-Stokes equations is also solved in [26] for solutions with helical symmetry. Such an assumption makes the classical 2D Ladyzhenskaya's inequality available in 3D, therefore the fundamental obstacle of the 3D regularity problem is absent in this situation. One may feel that the cusp domain in [38] is too special. Subsequently, the authors in [24] studied a more realistic domain (see the blue region in Figure 1 or Definition 1.1). By only restricting the swirl component of the initial velocity to be small, [24] justified the global existence of bounded axially symmetric solutions to the Navier-Stokes equations.

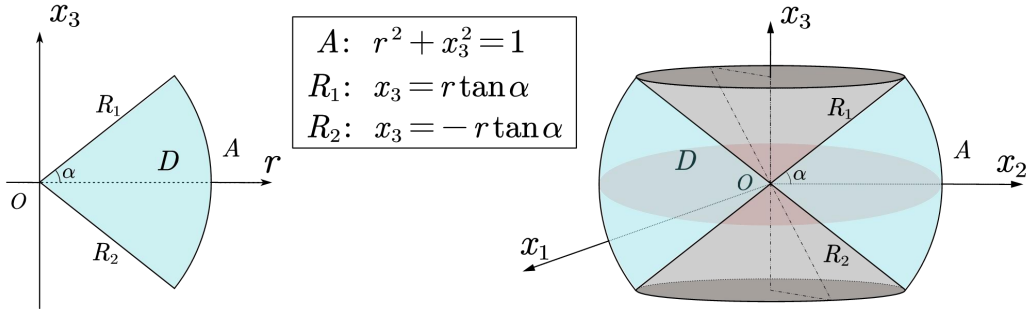


FIGURE 1. Domain D in cylindrical coordinates

Definition 1.1. Let $\alpha \in (0, \frac{\pi}{2})$ be any fixed angle. The domain D with boundary surfaces R_1 , R_2 and A is defined in the cylindrical coordinates as follows (also see Figure 1):

$$D = \{(r, \theta, x_3) : 0 < r^2 + x_3^2 < 1, -r \tan \alpha < x_3 < r \tan \alpha, \theta \in [0, 2\pi)\}. \quad (1.4)$$

Moreover, for convenience of notation, we denote

$$\partial^R D = R_1 \cup R_2, \quad \partial^A D = A,$$

where the superscripts R and A stand for the radial boundary and the annular boundary respectively.

The boundary conditions adopted in [24] was the Navier-Hodge-Lions boundary condition:

$$\mathbf{v} \cdot \mathbf{n} = 0, \quad \boldsymbol{\omega} \times \mathbf{n} = 0, \quad \text{on } \partial D, \quad (1.5)$$

where \mathbf{n} is the outward unit normal direction on the smooth part of ∂D , and $\boldsymbol{\omega}$ is the vorticity defined as

$$\boldsymbol{\omega} = \text{curl } \mathbf{v} = \nabla \times \mathbf{v}.$$

This boundary condition was abbreviated as the NHL boundary condition in [24] and it was also named as the vorticity slip boundary condition in some literature.

The goal of this paper is to study the ASNS on domains \tilde{D} defined in (1.17), which are more general than the domains D in (1.4), with the Navier total-slip boundary condition defined as below:

$$\mathbf{v} \cdot \mathbf{n} = 0, \quad (\mathbb{S}\mathbf{v} \cdot \mathbf{n})_{\text{tan}} = 0, \quad \text{on } \partial D; \quad (1.6)$$

see Theorem 1.3 and Remark 1.4 in the sequel. For convenience of statement, the rest of this paper will still focus on the symmetric domains D , but we point out that all the results

obtained in this paper are also valid on domains \tilde{D} (1.17) since the symmetry of the domains D is not used in any proof in this paper.

Condition (1.6) is a special case in a family of boundary conditions proposed by Navier [29]:

$$\mathbf{v} \cdot \mathbf{n} = 0, \quad (\mathbb{S}\mathbf{v} \cdot \mathbf{n})_{\text{tan}} + \beta \mathbf{v}_{\text{tan}} = 0, \quad \text{on } \partial D.$$

This condition has been studied extensively in the literature and was attributed to different authors, see e.g. [2, 9, 16, 22, 23, 27, 28, 36], where $\beta \geq 0$ is the slip ratio. Here the case $\beta > 0$ (“non-total slip”) is often technically easier than the total-slip limit case $\beta = 0$ because $\beta > 0$ provides boundary dissipation. In the basic energy identity, one gains the coercive term $\beta \|\mathbf{v}_\tau\|_{L^2(\partial D)}^2$, which can absorb boundary integrals created via integration by parts. However, this damping disappears when $\beta = 0$. Then boundary terms involving tangential velocity or swirl flux (e.g., Robin-type traces for v_θ induced by $(\mathbb{S}\mathbf{v} \cdot \mathbf{n})_{\text{tan}} = 0$) generally have bad sign in our case and cannot be controlled solely by the interior dissipation, especially near non-smooth geometries such as cones where trace/curvature effects are delicate. This makes closing energy inequalities harder, and is a primary reason why we initially focused on the NHL boundary condition rather than the Navier total-slip boundary condition in [24].

Due to Leray [21], if $D = \mathbb{R}^3$ and $v_0 \in L^2(\mathbb{R}^3)$, then the Cauchy problem (1.3) has a weak solution in the energy space (c.f. 1.7 below). By finite energy, we mean the solutions are in the energy space $\mathbf{E} = L_t^2 H_x^1 \cap L_t^\infty L_x^2$. Here and throughout, the norm in \mathbf{E} for a function v on $D \times [0, T]$ is taken as

$$\|\mathbf{v}\|_{\mathbf{E}}^2 = \int_0^T \int_D |\nabla \mathbf{v}|^2 dx dt + \sup_{t \in [0, T]} \int_D |\mathbf{v}(x, t)|^2 dx. \quad (1.7)$$

Here, $T > 0$ and the function \mathbf{v} can be vector-valued or scalar-valued, depending on the context. The solutions with finite energy include the so-called Leray-Hopf solutions which need to satisfy an energy inequality. In general, it is not known if Leray-Hopf solutions stay bounded or regular for all $t > 0$. Recently, by allowing a super-critical forcing term in (1.3), it was shown in [1] that Leray-Hopf solutions may not be unique even with zero initial value and identical forcing term.

In this paper, we will focus on a special case of (1.3), namely when \mathbf{v} and P are independent of the azimuthal angle θ in the cylindrical coordinate system (r, θ, x_3) . Although ASNS (1.1) seems more complicated than the full 3D equation (1.3), a simplification happens in (1.1)₂ where the pressure term disappears. For a succinct derivation of the ASNS (1.1) using the tensor notations, we refer the readers to [38]. If the swirl $v_\theta = 0$, then it is well-known that finite energy solutions to the Cauchy problem of (1.1) in \mathbb{R}^3 are smooth for all time $t > 0$, see e.g. [18, 20, 35]. In the presence of swirl, it is still not known in general whether finite energy solutions blow up in finite time.

By the partial regularity result in [5], possible singularity for suitable weak solutions of ASNS can only appear at the x_3 axis. See also [25] for a simplified proof and [4] for the same statement but without the “suitable” requirement. Moreover, in [7, 8, 17, 33], it was shown that if

$$|\mathbf{v}(x, t)| \leq \frac{C}{r}, \quad (1.8)$$

where C is any positive constant, then finite energy solutions to the Cauchy problem of ASNS are smooth for all time. Later, there are some logarithmic improvements on the order of the criterion (1.8), see e.g. [11, 30–32]. Also see [34] for a similar improvement in full 3D Navier-Stokes equations. In contrast, the energy bound scales as $-1/2$. So even with axial symmetry, there is a finite scaling gap which makes the ASNS supercritical, just like the full

3D equations. In [10, 19], the authors revealed that the vortex stretching term of the ASNS is critical after a suitable change of dependent variables. Thus, the aforementioned scaling gap is zero, which makes the regularity problem of ASNS appears less formidable. Nevertheless, all major open problems are still open.

The main result in [19] includes the following statement. Let $\delta_0 \in (0, \frac{1}{2})$ and $C_* > 1$. If

$$\sup_{0 \leq t < T} |rv_\theta(r, x_3, t)| \leq C_* |\ln r|^{-2}, \quad r \leq \delta_0, \quad (1.9)$$

then the velocity \mathbf{v} is regular globally in time. Noting that a priori we have $|rv_\theta(r, x_3, t)| \leq C$ by the maximal principle applied on equation (1.10) of Γ :

$$\Delta \Gamma - \mathbf{b} \cdot \nabla \Gamma - \frac{2}{r} \partial_r \Gamma - \partial_t \Gamma = 0, \quad (1.10)$$

where $\Gamma = rv_\theta$ and $\mathbf{b} = v_r \mathbf{e}_r + v_3 \mathbf{e}_3$, so there is still a gap of logarithmic nature from regularity. Later, the power index -2 in (1.9) was improved to $-\frac{3}{2}$ in [37].

In [24], by requiring the angle $\alpha \in (0, \frac{\pi}{6}]$ in the domain D , as defined in (1.4), and restricting

$$\sup_{x \in D} |\Gamma(x, 0)| \leq \frac{1}{100},$$

the authors demonstrated the solution \mathbf{v} to the Navier-Stokes equations with the NHL boundary condition and with certain symmetry is bounded and regular globally in time. However, they were not able to treat the more natural Navier total-slip (NTS) condition due to the difficulty induced by the boundary conditions. Moreover, the symmetry assumption of the velocity in [24] forces the domains to be symmetric, which undermines the applicability of the theory in reality.

Now we specify the meaning of solutions to ASNS (1.1) associated with the Navier total-slip (NTS) boundary condition (1.6). In the rest of this paper, functions and vector fields are always assumed to be axially symmetric with respect to the x_3 -axis unless stated otherwise. Fix any $T > 0$ and any $\mathbf{v}_0 \in H^2(D)$ which is divergence free in D and satisfies the NTS boundary condition (1.6). Consider

$$\begin{cases} \Delta \mathbf{v} - (\mathbf{v} \cdot \nabla) \mathbf{v} - \nabla P - \partial_t \mathbf{v} = 0 & \text{in } D \times (0, T], \\ \nabla \cdot \mathbf{v} = 0 & \text{in } D \times (0, T], \\ \mathbf{v} \cdot \mathbf{n} = 0, \quad (\mathbb{S} \mathbf{v} \cdot \mathbf{n})_{\tan} = 0 & \text{on } \partial D \times (0, T], \\ \mathbf{v}(\cdot, 0) = \mathbf{v}_0(\cdot) & \text{in } D. \end{cases} \quad (1.11)$$

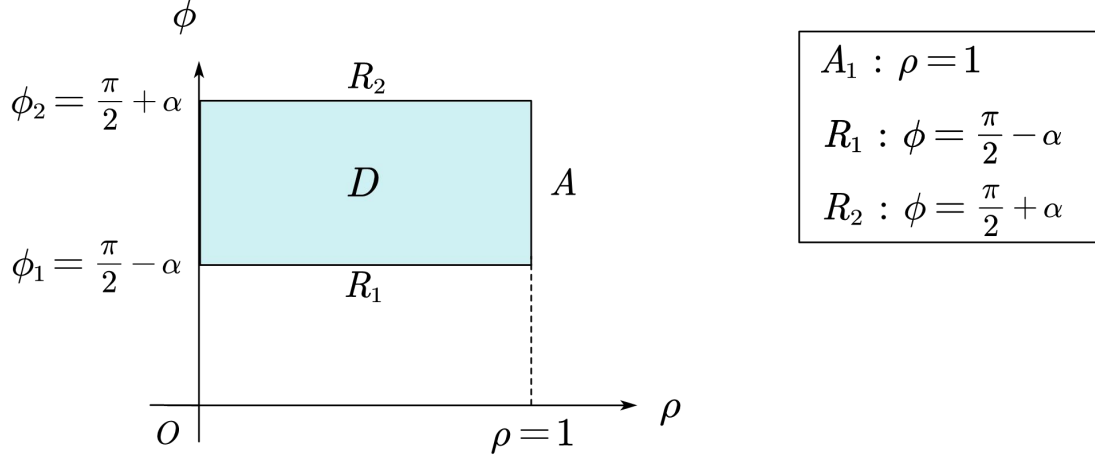
In this paper, we are looking for strong solutions of (1.11) which are defined as below.

Definition 1.2. If there exist $\mathbf{v} \in L_t^2 H_x^2 \cap H_t^1 L_x^2(D \times [0, T])$ and $P \in L_t^2 H_x^1(D \times [0, T])$ such that (\mathbf{v}, P) satisfies (1.11) in L_{tx}^2 sense, then \mathbf{v} or (\mathbf{v}, P) is called a strong solution of (1.11) on $D \times [0, T]$.

For the bounded domain D in (1.4) with $\alpha \in (0, \frac{\pi}{6}]$ and under the NTS boundary condition (1.6), we manage to obtain a strong solution to ASNS (1.1) under the assumptions (i) and (1.14) in the main result of this paper, Theorem 1.3. Assumption (i) is a symmetry condition which we describe now.

By taking advantage of the geometric feature of the targeted domain (1.4), we adopt the spherical coordinates to study it. Under the spherical coordinates, the domain D in (1.4) is equivalent to the following (also see Figure 2)

$$D = \left\{ (\rho, \phi, \theta) : 0 < \rho < 1, \frac{\pi}{2} - \alpha < \phi < \frac{\pi}{2} + \alpha, \theta \in [0, 2\pi) \right\}.$$

FIGURE 2. Domain D in spherical coordinates

The axially symmetric Navier-Stokes equations in the spherical coordinate system are as below (see [24, (2.7) and Appendix A.1] for computational details in spherical coordinates):

$$\begin{cases} \left(\Delta + \frac{2}{\rho} \partial_\rho + \frac{2}{\rho^2} \right) v_\rho - \mathbf{b} \cdot \nabla v_\rho + \frac{1}{\rho} (v_\phi^2 + v_\theta^2) - \partial_\rho P - \partial_t v_\rho = 0, \\ \left(\Delta - \frac{1}{\rho^2 \sin^2 \phi} \right) v_\phi - \mathbf{b} \cdot \nabla v_\phi + \frac{2}{\rho^2} \partial_\phi v_\rho - \frac{1}{\rho} v_\rho v_\phi + \frac{\cot \phi}{\rho} v_\theta^2 - \frac{1}{\rho} \partial_\phi P - \partial_t v_\phi = 0, \\ \left(\Delta - \frac{1}{\rho^2 \sin^2 \phi} \right) v_\theta - \mathbf{b} \cdot \nabla v_\theta - \frac{1}{\rho} (v_\rho + \cot \phi v_\phi) v_\theta - \partial_t v_\theta = 0, \\ \frac{1}{\rho^2} \partial_\rho (\rho^2 v_\rho) + \frac{1}{\rho \sin \phi} \partial_\phi (\sin \phi v_\phi) = 0. \end{cases} \quad (1.12)$$

Here, ρ is the radial distance and ϕ is the angle between the radius vector and the positive x_3 axis:

$$\rho \stackrel{\text{def}}{=} \sqrt{r^2 + z^2}, \quad \phi \stackrel{\text{def}}{=} \begin{cases} \arctan \frac{r}{z}, & \text{for } z \geq 0, \\ \pi + \arctan \frac{r}{z}, & \text{for } z < 0, \end{cases} \quad \theta \stackrel{\text{def}}{=} \arctan \frac{x_2}{x_1}.$$

And $\mathbf{v} = v_\rho(\rho, \phi, t) \mathbf{e}_\rho + v_\phi(\rho, \phi, t) \mathbf{e}_\phi + v_\theta(\rho, \phi, t) \mathbf{e}_\theta$, where

$$\mathbf{e}_\rho \stackrel{\text{def}}{=} \begin{pmatrix} \sin \phi \cos \theta \\ \sin \phi \sin \theta \\ \cos \phi \end{pmatrix}, \quad \mathbf{e}_\phi \stackrel{\text{def}}{=} \begin{pmatrix} \cos \phi \cos \theta \\ \cos \phi \sin \theta \\ -\sin \phi \end{pmatrix}, \quad \mathbf{e}_\theta \stackrel{\text{def}}{=} \begin{pmatrix} -\sin \theta \\ \cos \theta \\ 0 \end{pmatrix}.$$

The components of the vorticity $\boldsymbol{\omega} := \nabla \times \mathbf{v}$ is given below:

$$\begin{cases} \omega_\rho = \frac{1}{\rho} (\partial_\phi + \cot \phi) v_\theta = \frac{1}{\rho \sin \phi} \partial_\phi (\sin \phi v_\theta), \\ \omega_\phi = - \left(\partial_\rho + \frac{1}{\rho} \right) v_\theta = - \frac{1}{\rho} \partial_\rho (\rho v_\theta), \\ \omega_\theta = \left(\partial_\rho + \frac{1}{\rho} \right) v_\phi - \frac{1}{\rho} \partial_\phi v_\rho = \frac{1}{\rho} \partial_\rho (\rho v_\phi) - \frac{1}{\rho} \partial_\phi v_\rho. \end{cases} \quad (1.13)$$

Now we state the main result of this paper.

Theorem 1.3. *Let the domain D be as defined in (1.4) with the angle $\alpha \in (0, \frac{\pi}{6}]$. Suppose the initial velocity \mathbf{v}_0 in the admissible class \mathcal{A} (see Definition 2.2) satisfies*

- (i) $\int_D r v_{0,\theta} dx = 0$, where $v_{0,\theta}$ represents the swirl component of \mathbf{v}_0 .
- (ii) *there exists an absolute positive constant C_* , which only depends on the Sobolev embedding constant on D , such that*

$$\sup_{x \in D} r |v_{0,\theta}| \leq C_*. \quad (1.14)$$

Then for any $T > 0$, the problem (1.11) for the Navier-Stokes equation with the initial data \mathbf{v}_0 under the Navier total-slip boundary condition has a strong solution (\mathbf{v}, P) on $D \times [0, T]$ such that \mathbf{v} is bounded uniformly in time and satisfies

$$\|\mathbf{v}\|_{L_t^\infty L_x^\infty(D \times [0, T])} + \|\mathbf{v}\|_{H_t^1 L_x^2(D \times [0, T])} + \|\mathbf{v}\|_{L_t^2 H_x^2(D \times [0, T])} + \|P\|_{L_t^2 H_x^1(D \times [0, T])} \leq C$$

and

$$\int_D r v_\theta(x, t) dx = 0, \quad \forall t \in [0, T]. \quad (1.15)$$

Here, C is a constant that only depends on $\|\mathbf{v}_0\|_{C^2(\bar{D})}$. In addition, the following energy inequality holds:

$$\int_D |\mathbf{v}(x, T)|^2 dx + \frac{3}{4} \int_0^T \int_D |\nabla \mathbf{v}(x, t)|^2 dx dt \leq \int_D |\mathbf{v}_0(x)|^2 dx. \quad (1.16)$$

Remark 1.4. Compared with [24], we do not require the velocity field \mathbf{v} to satisfy any odd or even symmetry condition in the present paper. As a consequence, our argument is applicable to a more general class of domains \tilde{D} :

$$\tilde{D} = \left\{ (r, \theta, x_3) : 0 < r^2 + x_3^2 < 1, -r \tan \alpha_1 < x_3 < r \tan \alpha_2, \theta \in [0, 2\pi) \right\}, \quad (1.17)$$

with $0 \leq \alpha_1, \alpha_2 \leq \frac{\pi}{6}$, α_1 and α_2 are not both zero. In particular, by taking $\alpha_1 = 0$, our results remain valid on the following ‘‘coral-type’’ exterior domains \tilde{D}_0 (see Figure 3).

$$\tilde{D}_0 = \left\{ (r, \theta, x_3) : 0 < r^2 + x_3^2 < 1, 0 < x_3 < r \tan \alpha_2, \theta \in [0, 2\pi) \right\},$$

where $\alpha_2 \in (0, \frac{\pi}{6}]$.

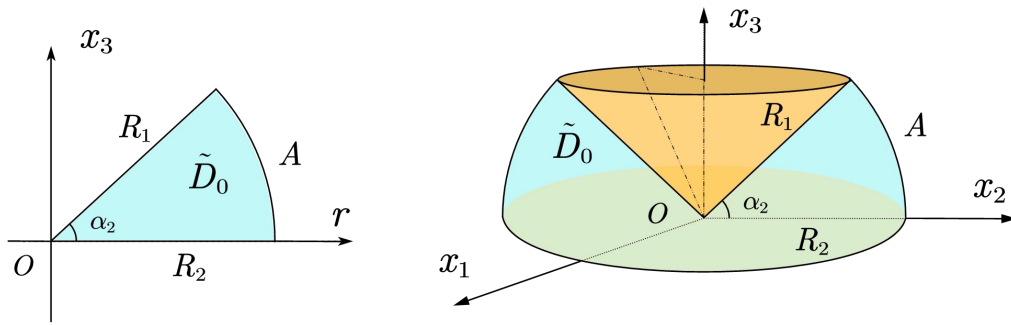


FIGURE 3. Coral-type exterior domain

Remark 1.5. We would like to emphasize that the assumption (i) in Theorem 1.3 is necessary for the solution \mathbf{v} to decay and to satisfy the energy inequality (1.16). Here is an exact example: for any constant $A > 0$, the velocity field $\mathbf{v} := v_\theta \mathbf{e}_\theta$, where

$$v_\theta := Ar \tag{1.18}$$

is a solution to equation (1.12) on the domain D and the Navier total-slip boundary condition (1.6). When A is sufficiently small, the assumption (ii) in Theorem 1.3 is satisfied. However, the assumption (i) is violated and (1.16) does not hold since

$$\int_0^T \int_D |\nabla \mathbf{v}(x, t)|^2 dx dt = AT \int_D |\nabla r|^2 dx \rightarrow \infty \quad \text{as } T \rightarrow \infty.$$

We also point out that this difficulty does not arise for the corresponding boundary value problem with the NHL boundary condition (1.5) owing to the lack of such special solutions as (1.18).

The problem studied in Theorem 1.3 is connected to the general open question which asks that if an absolute smallness of one component of the initial velocity implies the global smoothness. We refer readers to [6, page 873] and to some of its subsequent follow-up works. We also would like to mention that similar regions have previously been introduced in the study of other fluid problems, for instance in the analysis of singularity formation for the Euler equations [13]; however, in those works the regions considered are bounded away from the x_3 -axis.

1.2. Difficulties and strategies. A central part of proving Theorem 1.3 is to construct a closed energy estimate for a collection of higher-order good unknowns. In [24], the authors employed the following group of good unknowns

$$K \stackrel{\text{def}}{=} \frac{\omega_\rho}{\rho}, \quad F \stackrel{\text{def}}{=} \frac{\omega_\phi}{\rho}, \quad \Omega \stackrel{\text{def}}{=} \frac{\omega_\theta}{\rho \sin \phi}.$$

Here the quantity Ω could date back to Ladyzhenskaya [18] and Ukhovskii-Yudovich [35] in 1960s, whilst K and F are new inputs which were inspired by the quantity $J \stackrel{\text{def}}{=} \frac{w_r}{r}$ in [10]. However, this group of good unknowns could not be applied directly in the current paper, owing to different boundary condition. Instead of the traditional good unknown

$$\Omega = \frac{\omega_\theta}{\rho \sin \phi} = \frac{\partial_{x_3} v_r - \partial_r v_3}{r}$$

we observe that

$$\tilde{\Omega} \stackrel{\text{def}}{=} \partial_\rho \left(\frac{v_\phi}{\rho \sin \phi} \right) - \partial_\phi \left(\frac{v_\rho}{\rho^2} \right)$$

vanishes on the arc boundary provided \mathbf{v} satisfies the Navier total-slip boundary condition (1.11)₃. However, owing to the singularity of the Navier total-slip boundary condition near the origin, we choose to impose a mixed boundary condition of both NTS type and NHL type, see (2.5), on the artificial inner arc $A_{1,m}$ of the approximating domain D_m (see Section 2 below). Unfortunately, the boundary condition for $\tilde{\Omega}$ on $A_{1,m}$ makes it very challenging to control the following type of boundary integration

$$\int_{A_{1,m}} \tilde{\Omega} \partial_\rho \tilde{\Omega} dS.$$

To overcome this difficulty, we “connect” Ω and $\tilde{\Omega}$ by \mathcal{O} which is defined as

$$\mathcal{O} \stackrel{\text{def}}{=} \eta \tilde{\Omega} + (1 - \eta) \Omega = \Omega - \frac{2v_\phi \eta}{\rho^2 \sin \phi}, \tag{1.19}$$

where η is any smooth cut-off function such that $0 \leq \eta(\rho) \leq 1$, $0 \leq \eta'(\rho) \leq 6$ and

$$\eta(\rho) = \begin{cases} 0, & \text{for } 0 \leq \rho \leq \frac{1}{3}; \\ 1, & \text{for } \rho \geq \frac{2}{3}. \end{cases} \quad (1.20)$$

Compared with Ω , here we notice that \mathcal{O} not only depends on ω_θ , but also on v_ϕ . Therefore, before obtaining a closed energy estimate of good unknowns, we must first establish an H^1 estimate for the pressure P , since the equation of v_ϕ contains it. To do this, we formulate a boundary value problem satisfied by the pressure P (Lemma 3.1), and use it to derive elliptic estimates for P (Lemma 3.3). In addition, we develop techniques to estimate the nonlinear terms such as $\|v_\phi \partial_\rho v_\rho\|_{L^2}$ (Lemma 9.4), which arise in the elliptic estimates for the pressure P .

To close the estimate of \mathcal{O} , we also need to pair it with quantities involving v_θ of the same order. Unlike the pair (K, F) given in [24], or traditional quantity $J = \frac{\omega_r}{r} = -\partial_z\left(\frac{v_\theta}{r}\right)$ [10], we introduce the following good unknowns:

$$\mathcal{K} \stackrel{\text{def}}{=} K - \frac{2v_\theta \cot \phi}{\rho^2} = \frac{\sin \phi}{\rho^2} \partial_\phi \left(\frac{v_\theta}{\sin \phi} \right), \quad \mathcal{F} \stackrel{\text{def}}{=} F + \frac{2v_\theta}{\rho^2} = -\partial_\rho \left(\frac{v_\theta}{\rho} \right). \quad (1.21)$$

The advantage of \mathcal{K} is that it vanishes on both R_1 and R_2 while K and J do not. Here we mention that R_1 and R_2 touch the origin, which may generate higher-order singularities near the origin if the related boundary condition is not of Robin type on $R_1 \cup R_2$. For example, the related boundary integrals of K or J on $R_1 \cup R_2$ have bad signs and are not controllable under the Navier total-slip boundary condition. Moreover, \mathcal{K} also satisfies boundary conditions of Robin-type on the inner arc $A_{1,m}$, see (2.15) below, which makes the estimate for \mathcal{K} manageable on the whole boundary ∂D_m . Meanwhile, we introduce \mathcal{F} , which provides the ρ -derivative of v_θ , satisfies a Robin condition on the rays, and vanishes on the arcs. As a result, the boundary integrals of \mathcal{F} will not cause trouble in the energy estimate for \mathcal{F} .

Technically, for a 2nd-order good unknown \mathcal{S} , the boundary term

$$I \stackrel{\text{def}}{=} \int_{\partial D} \mathcal{S}(\partial_n \mathcal{S}) \, dS$$

which is generated via integration by parts of the viscous term, can only be controlled by the following two methods: (A) $\mathcal{S} = 0$ on ∂D (homogeneous Dirichlet boundary condition), then I vanishes directly; (B) $\partial_n \mathcal{S}$ equals some lower order terms on ∂D (Robin-type boundary condition), which can be used to reduce the order of derivatives appearing in I , and then one recovers I to an volume integration by applying the Newton-Leibniz formula. We could not find a v_θ -related 2nd-order good unknown as \mathcal{K} if the spherical boundary $\{\rho = 1\}$ is replaced by the cylinder $\{r = 1\}$, owing to the item (A) or (B) stated above cannot be simultaneously satisfied on both the ray boundary and the cylindrical boundary. This motivates us to consider the domains D with arcs as boundary instead of vertical boundary. Geometrically, when the boundary normals of two adjacent boundary pieces are not mutually orthogonal, spurious second-order normal derivatives on the boundary may arise during the analysis. However, our NTS boundary condition (1.6) provides no control or information on the 2nd-order normal derivatives of \mathbf{v} on the boundary, and the normal derivative of v_θ cannot be converted into a tangential derivative via the divergence-free constraint.

Whether the initial smallness of Γ can be propagated for all times is also crucial to solving our problem. Unlike the NHL boundary case, where this can be obtained directly via the

maximum principle, in the Navier total-slip case we must handle a “bad” boundary term (a term whose sign is favorable in the NHL case), see Section 7 below. Here, we use a De Giorgi iteration scheme instead of the Moser iteration scheme in which the boundary term can no longer be controlled by the viscous term because the coefficients grow very fast as the power of the function increases under the Navier total-slip boundary condition.

At the end of the introduction, we briefly outline the main difficulty in removing the assumption that v_θ is odd with respect to ϕ , which was essentially used in [24]. In fact, if v_θ is odd with respect to ϕ , then by applying the Poincaré inequality in the ϕ -variable (see Lemma 4.1 below), we can obtain the following Hardy-type inequality for v_θ :

$$\int_{D_m} \left| \frac{1}{\rho} \frac{v_\theta}{\rho} \right|^2 dx \leq \frac{2}{19} \int_{D_m} \left| \frac{1}{\rho} \partial_\phi \left(\frac{v_\theta}{\rho} \right) \right|^2 dx \leq \frac{2}{19} \int_{D_m} \left| \nabla \left(\frac{v_\theta}{\rho} \right) \right|^2 dx. \quad (1.22)$$

Here, the small constant $\frac{2}{19}$ in the inequality is crucial for closing the higher-order energy estimates. More precisely, if the constant $\frac{2}{19}$ in (1.22) were 4 as in the standard three-dimensional Hardy’s inequality, our method in this paper would no longer work. To obtain an alternative estimate as (1.22), we take advantage of the assumption (i) of Theorem 1.3 to establish the following anisotropic Hardy’s inequality for v_θ (see Corollary 5.1 in Section 5):

$$\int_{D_m} \left| \frac{1}{\rho} \frac{v_\theta}{\rho} \right|^2 dx \leq \frac{8}{\sqrt{3}} \int_{D_m} \left| \partial_\rho \left(\frac{v_\theta}{\rho} \right) \right|^2 dx + \frac{1}{5\sqrt{3}} \int_{D_m} \left| \frac{1}{\rho} \partial_\phi \left(\frac{v_\theta}{\rho} \right) \right|^2 dx.$$

The above estimate enables us to control L^2 norm of $\frac{v_\theta}{\rho^2}$ by a certain combination of L^2 norms of first-order derivatives of $\frac{v_\theta}{\rho}$, which in turn helps to control $\nabla \left(\frac{v_\theta}{\rho} \right)$ through the good unknown pair $(\mathcal{K}, \mathcal{F})$; see Lemma 8.4 which is also a key part in closing the energy estimates for $(\mathcal{K}, \mathcal{F}, \mathcal{O})$. Meanwhile, following the same approach, we derive in Corollary 5.4 a Korn’s inequality for $v_\theta \mathbf{e}_\theta$, with its constant independent of the approximation index m , which is crucial for deriving the fundamental energy estimate in Proposition 6.2. We emphasize that condition (i) of Theorem 1.3 is weaker than the oddness assumption of v_θ , which allows more flexibility of the domain \tilde{D} in Remark 1.4 comparing to the symmetric domain D in (1.4).

For convenience of notations, we write $f \lesssim g$ if $|f| \leq C|g|$, where C is some absolute positive constant which is not essential. The notation $f \gtrsim g$ can be interpreted in a similar way, and $f \simeq g$ means that both $f \lesssim g$ and $f \gtrsim g$ hold.

The organization of this paper is as follows: In Section 2, preliminaries of setup on approximating domains D_m and the equations for the key triple $(\mathcal{K}, \mathcal{F}, \mathcal{O})$ in the spherical coordinates are presented. Section 3 is devoted to elliptic estimates of the pressure P . Various Poincaré’s inequalities, Hardy’s inequalities and their applications could be found in Sections 4 and 5. Section 6 is concerned with the fundamental energy estimate for the velocity \mathbf{v} and Section 7 established the L^∞ estimate of Γ by its initial data. Sections 8 and 9 are devoted to the energy estimates for the triple of good unknowns $(\mathcal{K}, \mathcal{F}, \mathcal{O})$. Finally, in Section 10, we prove the existence and uniqueness of strong solutions in D .

2. SETUP ON APPROXIMATING DOMAINS D_m

2.1. Approximating Domains D_m . Firstly, we introduce the approximating domains D_m and the admissible class \mathcal{A} of the initial vector fields that we consider in this paper. Since the original domain D touches the x_3 axis with an angle, the singularity of the velocity might have more chance to occur. Moreover, the solution may not be expected to have higher regularity than $L_t^2 H_x^1$. In order to acquire more regularity and to prove the boundedness of the velocity, we first cut the corner of D and then study the problem in approximating

domains D_m ($m \geq 10^3$), which are defined as

$$D_m = \left\{ (r, \theta, x_3) : \frac{1}{m^2} < r^2 + x_3^2 < 1, -r \tan \alpha < x_3 < r \tan \alpha, \theta \in [0, 2\pi) \right\}. \quad (2.1)$$

Under the spherical coordinates, the domain D_m in (2.1) is equivalent to the following (also see Figure 4):

$$D_m = \left\{ (\rho, \phi, \theta) : \frac{1}{m} < \rho < 1, \frac{\pi}{2} - \alpha < \phi < \frac{\pi}{2} + \alpha, \theta \in [0, 2\pi) \right\}.$$

In addition, for convenience of notation, we denote the four pieces of the boundary ∂D_m to be $R_{1,m}$, $R_{2,m}$, $A_{1,m}$ and $A_{2,m}$, and write $\partial^R D_m = R_{1,m} \cup R_{2,m}$, $\partial^A D_m = A_{1,m} \cup A_{2,m}$.

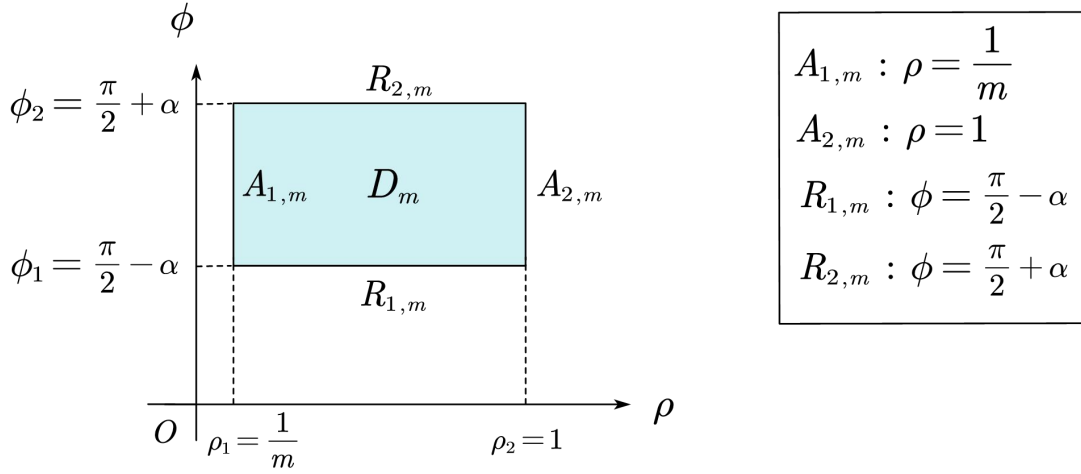


FIGURE 4. Domain D_m in spherical coordinates

The boundary condition associated with D_m is adopted as a combination of the NTS condition (1.6) and the NHL condition (1.5):

$$\mathbf{v} \cdot \mathbf{n} = 0 \text{ on } \partial D_m, \quad (2.3) \text{ on } R_{1,m} \cup R_{2,m}, \quad (2.4) \text{ on } A_{2,m}, \quad (2.5) \text{ on } A_{1,m}. \quad (2.2)$$

On $R_{1,m} \cup R_{2,m}$, the NTS condition (1.6) can be represented by

$$\begin{cases} v_\phi = \partial_\rho v_\phi = \partial_\phi v_\rho = 0, \\ \partial_\phi v_\theta = \cot \phi v_\theta, \\ \omega_\theta = 0. \end{cases} \quad (2.3)$$

On $A_{2,m}$, the NTS condition (1.6) is

$$\begin{cases} v_\rho = \partial_\phi v_\rho = 0, & \partial_\rho v_\theta = \frac{1}{\rho} v_\theta, \\ \partial_\rho v_\phi = \frac{1}{\rho} v_\phi, \\ \omega_\theta = \frac{2}{\rho} v_\phi. \end{cases} \quad (2.4)$$

Meanwhile, the mixed NTS condition (1.6)-NHL condition (1.5) on $A_{1,m}$ is defined as

$$\begin{cases} v_\rho = \partial_\phi v_\rho = 0, & \partial_\rho v_\theta = \frac{1}{\rho} v_\theta, \\ \partial_\rho v_\phi = -\frac{1}{\rho} v_\phi, \\ \omega_\theta = 0. \end{cases} \quad (2.5)$$

Remark 2.1 (On the mixed boundary conditions on $A_{1,m}$). The mixed boundary condition (2.5), i.e. NTS for v_θ and NHL for v_ρ and v_ϕ , are introduced on the inner arc $A_{1,m}$ for the approximating problem in D_m . As mentioned in the introduction, if one chooses other types of boundary conditions on the inner arc, some challenging boundary terms will emerge. At the end, the inner arc $A_{1,m}$ disappears as $m \rightarrow \infty$, and the problem involves only the Navier total-slip boundary condition in the limit case.

Due to the above strategy, it is natural to choose the elements in \mathcal{A} to be the limits of vector fields on D_m .

Definition 2.2 (Admissible classes \mathcal{A}_m and \mathcal{A}). Fix any angle $\alpha \in (0, \frac{\pi}{6}]$.

- (1) For any integer $m \geq 10^3$, we define the admissible class \mathcal{A}_m on D_m to be the space of vector fields $\mathbf{v}_0^{(m)}$ in $C^2(\overline{D_m})$ that are axisymmetric and divergence free in D_m that satisfy the boundary condition (2.2) on ∂D_m .
- (2) For the domain D , we define the admissible class \mathcal{A} on it to be the space of vector fields \mathbf{v}_0 in $C^2(\overline{D})$ such that there exist vector fields $\{\mathbf{v}_0^{(m)}\}_{m \geq 10^3}$ such that $\mathbf{v}_0^{(m)} \in \mathcal{A}_m$ and

$$\lim_{m \rightarrow \infty} \|\mathbf{v}_0 - \mathbf{v}_0^{(m)}\|_{C^2(\overline{D_m})} = 0.$$

Besides the fixed cut-off function η defined in (1.20), this paper will introduce another sequence of cut-off functions $\{\eta_m\}$ which are adapted to the approximating domains $\{D_m\}$. These cut-off functions $\{\eta_m\}$ vanish on the inner arc $A_{1,m}$ and equal to 1 on the outer arc $A_{2,m}$. More precisely, we choose these $\{\eta_m\}$ as in (2.6) which satisfy the crucial estimates in (2.7).

Lemma 2.3. Let $m \geq 10^3$ and define

$$\eta_m(\rho) = \sin \left[\frac{\pi}{2} \left(\frac{m}{m-1} \rho - \frac{1}{m-1} \right) \right], \quad \forall \frac{1}{m} \leq \rho \leq 1. \quad (2.6)$$

Then for any $\rho \in [1/m, 1]$, we have

$$0 \leq \eta_m(\rho) + \rho \eta'_m(\rho) \leq \frac{7}{5}, \quad \text{and} \quad 0 \leq 3\eta_m(\rho) + \rho \eta'_m(\rho) \leq \frac{13}{4}. \quad (2.7)$$

Proof. Direct calculation shows

$$\eta_m(\rho) + \rho \eta'_m(\rho) = \sin \left[\frac{\pi}{2} \left(\frac{m}{m-1} \rho - \frac{1}{m-1} \right) \right] + \frac{\pi}{2} \cdot \frac{m}{m-1} \rho \cos \left[\frac{\pi}{2} \left(\frac{m}{m-1} \rho - \frac{1}{m-1} \right) \right].$$

Let $x = \frac{\pi}{2} \left(\frac{m}{m-1} \rho - \frac{1}{m-1} \right)$. As $\rho \in [1/m, 1]$, we have $x \in [0, \frac{\pi}{2}]$ and

$$\begin{cases} \eta_m(\rho) + \rho \eta'_m(\rho) = \sin(x) + x \cos(x) + \frac{\pi}{2(m-1)} \cos(x) := f_1(x), \\ 3\eta_m(\rho) + \rho \eta'_m(\rho) = 3 \sin(x) + x \cos(x) + \frac{\pi}{2(m-1)} \cos(x) := f_2(x). \end{cases}$$

For the function $\sin(x) + x \cos(x)$ on $[0, \pi/2]$, its maximum is attained at $x_1 \in [0, \pi/2]$ such that $x_1 \tan(x_1) = 2$, then x_1 is between 1.075 and 1.08, so

$$f_1(x) \leq \sin(1.08) + 1.08 \cos(1.075) + \frac{\pi}{1998} < \frac{7}{5}, \quad \text{for any } x \in [0, \pi/2].$$

Meanwhile, for the function $3 \sin(x) + x \cos(x)$ on $[0, \pi/2]$, its maximum is attained at $x_2 \in [0, \pi/2]$ such that $x_2 \tan(x_2) = 4$, then x_2 is between 1.26 and 1.265, so

$$f_2(x) \leq 3 \sin(1.265) + 1.265 \cos(1.26) + \frac{\pi}{1998} < \frac{13}{4}, \quad \text{for any } x \in [0, \pi/2].$$

This concludes the lemma. \square

2.2. Strong Solutions on D_m .

Proposition 2.4. *Let $\alpha \in (0, \frac{\pi}{6}]$ and $m \geq 10^3$. Assume that the initial velocity $\mathbf{v}_0 \in H^2(D_m)$ is divergence free in D_m and satisfies the boundary condition (2.2) on ∂D_m . Then for any time $T > 0$, the problem (1.12) on $D_m \times [0, T]$ with the initial data \mathbf{v}_0 and the boundary condition (2.2) possesses a strong solution (\mathbf{v}, P) such that*

$$\mathbf{v} \in H_t^1 L_x^2 \cap L_t^2 H_x^2 \cap L_{tx}^\infty(D_m \times [0, T]), \quad P \in L_t^2 H_x^1(D_m \times [0, T]).$$

In addition, if $(\hat{\mathbf{v}}, \hat{P})$ is another strong solution, then $\hat{\mathbf{v}}$ coincides with \mathbf{v} on $D_m \times [0, T]$. Moreover, the azimuthal angular momentum of the velocity \mathbf{v} is preserved, that is

$$\int_{D_m} \Gamma(x, t) dx = \int_{D_m} \Gamma_0(x) dx, \quad \text{for any } t \in (0, T], \quad (2.8)$$

where Γ_0 is the initial value of $\Gamma \stackrel{\text{def}}{=} \rho \sin \phi v_\theta$. In particular, if the initial azimuthal angular momentum $\int_{D_m} \Gamma_0(x) dx$ vanishes, then $\int_{D_m} \Gamma(x, t) dx = 0$ for any $t \in [0, T]$.

Proof. Since the domain D_m is away from the symmetric axis and is a polyhedral domain, the existence of a strong solution (v, P) and the uniqueness of the velocity v are standard. See for example the paper [3], where existence of strong solutions with a related boundary value problems on more general polyhedral domains was proven. For another instance, one can also follow the strategy in [24, Section 3] to justify these results. We omit the details here.

Next, we will verify the conservation property (2.8) of the azimuthal angular momentum. Recalling (1.12)₃, the equation of v_θ , one has $\Gamma \stackrel{\text{def}}{=} \rho \sin \phi v_\theta$ satisfies

$$\Delta \Gamma - \mathbf{b} \cdot \nabla \Gamma - \frac{2}{\rho} \partial_\rho \Gamma - \frac{2 \cot \phi}{\rho^2} \partial_\phi \Gamma - \partial_t \Gamma = 0. \quad (2.9)$$

Integrating (2.9) over D_m , one has

$$\frac{d}{dt} \int_{D_m} \Gamma dx = - \underbrace{\int_{D_m} \left(v_\rho \partial_\rho + \frac{1}{\rho} v_\phi \partial_\phi \right) \Gamma dx}_{I_1} + \underbrace{\int_{D_m} \left(\Delta - \frac{2}{\rho} \partial_\rho - \frac{2 \cot \phi}{\rho^2} \partial_\phi \right) \Gamma dx}_{I_2}.$$

We will show both I_1 and I_2 vanish in order to justify the lemma. Noticing that $v_\rho = 0$ on $A_{1,m} \cup A_{2,m}$, $v_\phi = 0$ on $R_{1,m} \cup R_{2,m}$, it follows by integration by parts that

$$I_1 = - \int_{D_m} \Gamma \left(\frac{1}{\rho^2} \partial_\rho (\rho^2 v_\rho) + \frac{1}{\rho \sin \phi} \partial_\phi (\sin \phi v_\phi) \right) dx = 0.$$

Moreover, recalling

$$\Delta = \frac{1}{\rho^2} \partial_\rho (\rho^2 \partial_\rho \cdot) + \frac{1}{\rho^2 \sin \phi} \partial_\phi (\sin \phi \partial_\phi \cdot)$$

in spherical coordinates, we have the following by integrating by parts

$$\begin{aligned} I_2 &= 2\pi \int_{\frac{\pi}{2}-\alpha}^{\frac{\pi}{2}+\alpha} \rho^2 \partial_\rho \Gamma \sin \phi \Big|_{\rho=\frac{1}{m}}^1 d\phi + 2\pi \int_{\frac{1}{m}}^1 \sin \phi \partial_\phi \Gamma \Big|_{\phi=\frac{\pi}{2}-\alpha}^{\frac{\pi}{2}+\alpha} d\rho + 4\pi \int_{\frac{1}{m}}^1 \int_{\frac{\pi}{2}-\alpha}^{\frac{\pi}{2}+\alpha} \sin \phi \Gamma d\phi d\rho \\ &\quad - 4\pi \int_{\frac{\pi}{2}-\alpha}^{\frac{\pi}{2}+\alpha} \sin \phi \Gamma \Big|_{\rho=\frac{1}{m}}^1 d\phi - 4\pi \int_{\frac{1}{m}}^1 \int_{\frac{\pi}{2}-\alpha}^{\frac{\pi}{2}+\alpha} \sin \phi \Gamma d\phi d\rho - 4\pi \int_{\frac{1}{m}}^1 \Gamma \cos \phi \Big|_{\phi=\frac{\pi}{2}-\alpha}^{\frac{\pi}{2}+\alpha} d\rho \\ &= 2\pi \int_{\frac{\pi}{2}-\alpha}^{\frac{\pi}{2}+\alpha} \rho^2 \partial_\rho \Gamma \sin \phi \Big|_{\rho=\frac{1}{m}}^1 d\phi + 2\pi \int_{\frac{1}{m}}^1 \sin \phi \partial_\phi \Gamma \Big|_{\phi=\frac{\pi}{2}-\alpha}^{\frac{\pi}{2}+\alpha} d\rho - 4\pi \int_{\frac{\pi}{2}-\alpha}^{\frac{\pi}{2}+\alpha} \sin \phi \Gamma \Big|_{\rho=\frac{1}{m}}^1 d\phi \\ &\quad - 4\pi \int_{\frac{1}{m}}^1 \Gamma \cos \phi \Big|_{\phi=\frac{\pi}{2}-\alpha}^{\frac{\pi}{2}+\alpha} d\rho. \end{aligned}$$

Finally, owing to $\partial_\rho \Gamma = \frac{2}{\rho} \Gamma$ on $A_{1,m} \cup A_{2,m}$ and $\partial_\phi \Gamma = 2 \cot \phi \Gamma$ on $R_{1,m} \cup R_{2,m}$, we conclude

$$I_2 = 0.$$

This completes the proof of the proposition. \square

In the rest of this paper, all the discussions on the approximating domain D_m assume that the velocity \mathbf{v} is the strong solution of the problem (1.12) on D_m under the boundary condition (2.2) as stated in Proposition 2.4 with zero initial azimuthal angular momentum, that is

$$\int_{D_m} \Gamma_0(x) dx = \int_{D_m} \rho \sin \phi v_{\theta,0}(x) dx = 0.$$

Then thanks to the conservation property (10.1), the following identity holds for any time t :

$$\int_{D_m} \Gamma(x, t) dx = \int_{D_m} \rho \sin \phi v_\theta(x, t) dx = 0.$$

Moreover, the following lemma shows v_ρ has zero mean value for any ρ . This property is crucial to apply the Poincare inequality in Lemma 4.1.

Lemma 2.5. *Let*

$$H(\rho) = \int_{\frac{\pi}{2}-\alpha}^{\frac{\pi}{2}+\alpha} v_\rho(\rho, \phi) \sin \phi d\phi, \quad \forall \rho \in \left[\frac{1}{m}, 1\right].$$

Then $H(\rho) = 0$ for any $\rho \in [\frac{1}{m}, 1]$.

Proof. Denote

$$f \stackrel{\text{def}}{=} \rho v_\rho.$$

Direct calculation from (1.19) shows

$$\begin{cases} \Delta f = -\frac{\rho}{\sin \phi} \partial_\phi \left(\mathcal{O} \sin^2 \phi + \frac{2v_\phi \sin \phi \eta(\rho)}{\rho^2} \right), & \text{in } D_m, \\ \partial_\phi f = 0, & \text{on } R_{1,m} \cup R_{2,m}, \\ f = 0, & \text{on } A_{1,m} \cup A_{2,m}. \end{cases}$$

This is equivalent to

$$\begin{cases} \left(\partial_\rho^2 + \frac{2}{\rho} \partial_\rho + \frac{1}{\rho^2} \partial_\phi^2 + \frac{\cot \phi}{\rho^2} \partial_\phi \right) f = -\frac{\rho}{\sin \phi} \partial_\phi \left(\mathcal{O} \sin^2 \phi + \frac{2v_\phi \sin \phi \eta(\rho)}{\rho^2} \right), & \text{in } D_m, \\ \partial_\phi f = 0, & \text{on } R_{1,m} \cup R_{2,m}, \\ f = 0, & \text{on } A_{1,m} \cup A_{2,m}. \end{cases} \quad (2.10)$$

Multiplying (2.10) by $\sin \phi$ and then integrating from $\frac{\pi}{2} - \alpha$ to $\frac{\pi}{2} + \alpha$,

$$\begin{aligned} & H''(\rho) + \frac{2}{\rho} H'(\rho) + \frac{1}{\rho^2} \int_{\frac{\pi}{2}-\alpha}^{\frac{\pi}{2}+\alpha} (\sin \phi \partial_\phi^2 f + \cos \phi \partial_\phi f) d\phi \\ &= -\rho \left(\mathcal{O} \sin^2 \phi + \frac{2v_\phi \sin \phi \eta(\rho)}{\rho^2} \right) \Big|_{\phi=\frac{\pi}{2}-\alpha}^{\frac{\pi}{2}+\alpha}. \end{aligned}$$

Since

$$\sin \phi \partial_\phi^2 f + \cos \phi \partial_\phi f = \partial_\phi (\sin \phi \partial_\phi f),$$

and $\partial_\phi f = \mathcal{O} = v_\phi = 0$ on $\phi = \frac{\pi}{2} \pm \alpha$, we have

$$H''(\rho) + \frac{2}{\rho} H'(\rho) = 0, \quad \forall \rho \in \left(\frac{1}{m}, 1 \right).$$

In addition, $H(\frac{1}{m}) = H(1) = 0$ since $v_\rho = 0$ on $A_{1,m} \cup A_{2,m}$. Hence, $H(\rho) = 0$ for any $\rho \in [\frac{1}{m}, 1]$. \square

2.3. A system for the triple of good unknowns $(\mathcal{K}, \mathcal{F}, \mathcal{O})$. In this subsection, we present the key system for three new functions \mathcal{K}, \mathcal{F} and \mathcal{O} in the approximating domain D_m . Firstly, the authors in [24] considered a system consisted of the triple (K, F, Ω) defined as

$$K \stackrel{\text{def}}{=} \frac{\omega_\rho}{\rho}, \quad F \stackrel{\text{def}}{=} \frac{\omega_\phi}{\rho}, \quad \Omega \stackrel{\text{def}}{=} \frac{\omega_\theta}{\rho \sin \phi}.$$

This triple satisfies a system as below (see [24, (2.15)]):

$$\begin{cases} \left(\Delta + \frac{4}{\rho} \partial_\rho + \frac{6}{\rho^2} \right) K - b \cdot \nabla K + \omega \cdot \nabla \left(\frac{v_\rho}{\rho} \right) - \partial_t K = 0, \\ \left(\Delta + \frac{2}{\rho} \partial_\rho + \frac{1-\cot^2 \phi}{\rho^2} \right) F - b \cdot \nabla F + \frac{2}{\rho^2} \partial_\phi K + \omega \cdot \nabla \left(\frac{v_\phi}{\rho} \right) - \partial_t F = 0, \\ \left(\Delta + \frac{2}{\rho} \partial_\rho + \frac{2\cot \phi}{\rho^2} \partial_\phi \right) \Omega - b \cdot \nabla \Omega - \frac{2v_\theta}{\rho \sin \phi} (K + \cot \phi F) - \partial_t \Omega = 0. \end{cases} \quad (2.11)$$

As discussed in the introduction, this triple does not work well in the current paper due to the boundary conditions, so we modify them as in (1.19) and (1.21) to adapt to the current boundary condition (2.2). We collect these definitions as below.

$$\begin{cases} \mathcal{K} = \frac{\sin \phi}{\rho^2} \partial_\phi \left(\frac{v_\theta}{\sin \phi} \right) = K - \frac{2v_\theta \cot \phi}{\rho^2}, \\ \mathcal{F} = -\partial_\rho \left(\frac{v_\theta}{\rho} \right) = F + \frac{2v_\theta}{\rho^2}, \\ \mathcal{O} = \frac{1}{\rho \sin \phi} \left(\omega_\theta - \frac{2v_\phi \eta}{\rho} \right) = \Omega - \frac{2v_\phi \eta}{\rho^2 \sin \phi}, \end{cases} \quad (2.12)$$

where η is the cut-off function defined in (1.20).

Based on (2.11) and (2.12), we can derive the system (2.13) for the new triple $(\mathcal{K}, \mathcal{F}, \mathcal{O})$.

$$\begin{cases} \left(\Delta + \frac{4}{\rho} \partial_\rho + \frac{2 - 4 \cot^2 \phi}{\rho^2} \right) \mathcal{K} - \mathbf{b} \cdot \nabla \mathcal{K} + \boldsymbol{\omega} \cdot \nabla \left(\frac{v_\rho}{\rho} \right) - \partial_t \mathcal{K} = f_{\mathcal{K}}, \\ \left(\Delta + \frac{2}{\rho} \partial_\rho - \frac{3 + \cot^2 \phi}{\rho^2} \right) \mathcal{F} - \mathbf{b} \cdot \nabla \mathcal{F} + \frac{2}{\rho^2} \partial_\phi \mathcal{K} + \frac{4 \cot \phi}{\rho^2} \mathcal{K} + \boldsymbol{\omega} \cdot \nabla \left(\frac{v_\phi}{\rho} \right) - \partial_t \mathcal{F} = f_{\mathcal{F}}, \\ \left(\Delta + \frac{2}{\rho} \partial_\rho + \frac{2 \cot \phi}{\rho^2} \partial_\phi \right) \mathcal{O} - \mathbf{b} \cdot \nabla \mathcal{O} - \frac{2v_\theta}{\rho \sin \phi} \mathcal{K} - \frac{2v_\theta \cos \phi}{\rho \sin^2 \phi} \mathcal{F} - \partial_t \mathcal{O} = f_{\mathcal{O}}. \end{cases} \quad (2.13)$$

Where

$$\begin{cases} f_{\mathcal{K}} = -\frac{6 \cot \phi}{\rho^3} v_\rho v_\theta - \frac{2 + 2 \cos^2 \phi}{\rho^3 \sin \phi} v_\phi v_\theta, \\ f_{\mathcal{F}} = \frac{6}{\rho^3} v_\rho v_\theta + \frac{2 \cot \phi}{\rho^3} v_\phi v_\theta, \\ f_{\mathcal{O}} = -\frac{2\eta''(\rho)}{\rho^2 \sin \phi} v_\phi + \frac{4\eta(\rho)}{\rho^3 \sin \phi} \frac{\partial_\phi v_\rho}{\rho} + \frac{4}{\rho^2 \sin \phi} \left(\frac{\eta(\rho)}{\rho} - \eta'(\rho) \right) \partial_\rho v_\phi - \frac{2\eta(\rho)}{\rho^2 \sin \phi} \frac{\partial_\phi P}{\rho} \\ \quad + \frac{2}{\rho^2 \sin \phi} \left(\eta'(\rho) - \frac{3\eta(\rho)}{\rho} \right) v_\phi v_\rho + \frac{2\eta(\rho) \cos \phi}{\rho^3 \sin^2 \phi} (v_\theta^2 - v_\phi^2). \end{cases} \quad (2.14)$$

We emphasize that the pressure term P is involved in $f_{\mathcal{O}}$ because the correction term (based on Ω) for \mathcal{O} in (2.12) contains v_ϕ whose equation in (1.12)₂ involves P . This forces us to control the pressure term P which will be provided in Section 3. We also point out that although the expression of $f_{\mathcal{O}}$ looks formidable, its support is away from the origin thanks to the cut-off function η .

In addition to the system (2.13), we obtain the boundary conditions (2.15) for the triple $(\mathcal{K}, \mathcal{F}, \mathcal{O})$ on D_m according to (2.3)–(2.4)–(2.5)–(1.13).

$$\begin{cases} \mathcal{K} = 0, & \text{on } R_{1,m} \cup R_{2,m}; & \partial_\rho \mathcal{K} = -\frac{1}{\rho} \mathcal{K}, & \text{on } A_{1,m} \cup A_{2,m}; \\ \partial_\phi \mathcal{F} = \cot \phi \mathcal{F} & \text{on } R_{1,m} \cup R_{2,m}; & \mathcal{F} = 0, & \text{on } A_{1,m} \cup A_{2,m}; \\ \mathcal{O} = 0, & \text{on } \partial D_m. \end{cases} \quad (2.15)$$

3. ESTIMATES OF THE PRESSURE P IN D_m

In this section, we first establish the boundary value problem in the following Lemma 3.1, and then solve this problem by giving a gradient L^2 bound of the pressure in Lemma 3.3.

3.1. Boundary value problem for the pressure.

Lemma 3.1 (BVP of pressure). *The pressure stated in the (1.12) satisfies the following Neumann boundary value problem:*

$$\begin{cases} -\Delta P = F, & \text{in } D_m; \\ \partial_\rho P = P_A, & \text{on } A_{1,m} \cup A_{2,m}; \\ \frac{1}{\rho} \partial_\phi P = P_R, & \text{on } R_{1,m} \cup R_{2,m}. \end{cases} \quad (3.1)$$

Where

$$F = \frac{1}{\rho^2} \partial_\rho \left[\rho^2 \left(v_\rho \partial_\rho + \frac{1}{\rho} v_\phi \partial_\phi \right) v_\rho \right] + \frac{1}{\rho \sin \phi} \partial_\phi \left(\sin \phi \left[v_\rho \left(\partial_\rho + \frac{1}{\rho} \right) + \frac{1}{\rho} v_\phi \partial_\phi \right] v_\phi \right) - \frac{1}{\rho} \partial_\rho (v_\phi^2 + v_\theta^2) - \frac{\cot \phi}{\rho^2} \partial_\phi (v_\theta^2) - \frac{1}{\rho^2} v_\phi^2; \quad (3.2)$$

and

$$\begin{cases} P_A = \frac{1}{\rho} (v_\phi^2 + v_\theta^2) - \frac{2\eta(\rho)}{\rho^2 \sin \phi} \partial_\phi (\sin \phi v_\phi); \\ P_R = \frac{\cot \phi}{\rho} v_\theta^2, \end{cases} \quad (3.3)$$

where η is the cut-off function in (1.20).

Remark 3.2. We point out that P_A is only evaluated at $\rho = \frac{1}{m}, 1$ in (3.1). As a result of (1.20)₁, $P_A = \frac{1}{\rho} (v_\phi^2 + v_\theta^2)$ on $A_{1,m}$, and $P_A = \frac{1}{\rho} (v_\phi^2 + v_\theta^2) - \frac{2}{\rho^2 \sin \phi} \partial_\phi (\sin \phi v_\phi)$ on $A_{2,m}$.

Proof. Performing the divergence operator on the momentum equation, one derives

$$-\Delta P = \operatorname{div}((\mathbf{v} \cdot \nabla) \mathbf{v}).$$

In view of (1.12)_{1,2}, it follows that

$$\begin{aligned} \operatorname{div}((\mathbf{v} \cdot \nabla) \mathbf{v}) &= \operatorname{div} \left\{ \left[\left(v_\rho \partial_\rho + \frac{v_\phi}{\rho} \partial_\phi \right) v_\rho - \frac{1}{\rho} (v_\phi^2 + v_\theta^2) \right] \mathbf{e}_\rho \right. \\ &\quad \left. + \left[\left(v_\rho \left(\partial_\rho + \frac{1}{\rho} \right) + \frac{v_\phi}{\rho} \partial_\phi \right) v_\phi - \frac{\cot \phi}{\rho} v_\theta^2 \right] \mathbf{e}_\phi \right\} \\ &= \frac{1}{\rho^2} \partial_\rho \left[\rho^2 \left(v_\rho \partial_\rho + \frac{1}{\rho} v_\phi \partial_\phi \right) v_\rho \right] + \frac{1}{\rho \sin \phi} \partial_\phi \left(\sin \phi \left[v_\rho \left(\partial_\rho + \frac{1}{\rho} \right) + \frac{1}{\rho} v_\phi \partial_\phi \right] v_\phi \right) \\ &\quad - \frac{1}{\rho} \partial_\rho (v_\phi^2 + v_\theta^2) - \frac{\cot \phi}{\rho^2} \partial_\phi (v_\theta^2) - \frac{1}{\rho^2} v_\phi^2. \end{aligned}$$

See also [24, (A.3) and (A.10)] for detailed calculations. This infers the equation of pressure in (3.1)₁. In the following, we will derive the boundary conditions of P from equations (1.12)_{1,2}.

Boundary condition on arcs: First, we recall the Laplacian operator in the spherical coordinates (see [24, (A.5)]):

$$\Delta = \frac{1}{\rho^2} \partial_\rho (\rho^2 \partial_\rho \cdot) + \frac{1}{\rho^2 \sin \phi} \partial_\phi (\sin \phi \partial_\phi \cdot) + \frac{1}{\rho^2 \sin^2 \phi} \partial_\theta^2 (\cdot).$$

In particular, for axisymmetric functions which are independent of θ , the Laplacian operator is reduced to

$$\Delta = \frac{1}{\rho^2} \partial_\rho (\rho^2 \partial_\rho \cdot) + \frac{1}{\rho^2 \sin \phi} \partial_\phi (\sin \phi \partial_\phi \cdot). \quad (3.4)$$

Then it follows from the equation of v_ρ in (1.12) that

$$\begin{aligned} \partial_\rho P &= \left(\partial_\rho^2 v_\rho + \frac{4}{\rho} \partial_\rho + \frac{1}{\rho^2} \partial_\phi^2 + \frac{\cot \phi}{\rho^2} \partial_\phi + \frac{2}{\rho^2} \right) v_\rho - \left(v_\rho \partial_\rho + \frac{v_\phi}{\rho} \partial_\phi \right) v_\rho \\ &\quad + \frac{1}{\rho} (v_\phi^2 + v_\theta^2) - \left(v_\rho \partial_\rho + \frac{1}{\rho} v_\phi \partial_\phi \right) v_\rho - \partial_t v_\rho. \end{aligned}$$

On $A_{1,m} \cup A_{2,m}$, v_ρ and its tangent derivative $\partial_\phi v_\rho$ and temporal derivative $\partial_t v_\rho$ and vanish owing to boundary conditions (2.4) and (2.5). Therefore,

$$\partial_\rho P = \partial_\rho^2 v_\rho + \frac{4}{\rho} \partial_\rho v_\rho + \frac{1}{\rho} (v_\phi^2 + v_\theta^2). \quad (3.5)$$

The second derivative term $\partial_\rho^2 v_\rho$ on the boundary is difficult to control, we will take advantage of the divergence-freeness of \mathbf{v} to reduce this term to be lower-order terms (see (3.7) in the sequel). Since

$$\operatorname{div} \mathbf{v} = \frac{1}{\rho^2} \partial_\rho (\rho^2 v_\rho) + \frac{1}{\rho \sin \phi} \partial_\phi (\sin \phi v_\phi),$$

it then follows from the divergence-freeness of \mathbf{v} that $\operatorname{div} \mathbf{v} = 0$ and $\partial_\rho \operatorname{div} \mathbf{v} = 0$ in D_m , which implies

$$\frac{1}{\rho^2} \partial_\rho (\rho^2 v_\rho) = -\frac{1}{\rho \sin \phi} \partial_\phi (\sin \phi v_\phi) \quad (3.6)$$

and

$$\partial_\rho^2 v_\rho = \frac{2}{\rho^2} v_\rho - \frac{2}{\rho} \partial_\rho v_\rho + \frac{1}{\rho^2 \sin \phi} \partial_\phi (\sin \phi v_\phi) - \frac{1}{\rho \sin \phi} \partial_\phi (\sin \phi \partial_\rho v_\rho). \quad (3.7)$$

Thus on $A_{1,m}$, the combination of the boundary conditions $v_\rho = 0$, $\partial_\rho v_\phi = -\frac{1}{\rho} v_\phi$ and the divergence-freeness of \mathbf{v} indicates

$$\partial_\rho^2 v_\rho = -\frac{2}{\rho} \partial_\rho v_\rho + \frac{2}{\rho^2 \sin \phi} \partial_\phi (\sin \phi v_\phi) = -\frac{4}{\rho} \partial_\rho v_\rho. \quad (3.8)$$

Meanwhile, on $A_{2,m}$, we apply the boundary conditions $v_\rho = 0$ and $\partial_\rho v_\phi = \frac{1}{\rho} v_\phi$ to get

$$\partial_\rho^2 v_\rho = -\frac{2}{\rho} \partial_\rho v_\rho. \quad (3.9)$$

Substituting (3.8) and (3.9) in (3.5), one finds

$$\partial_\rho P = \begin{cases} \frac{1}{\rho} (v_\phi^2 + v_\theta^2), & \text{on } A_{1,m}; \\ \frac{1}{\rho} (v_\phi^2 + v_\theta^2) + \frac{2}{\rho} \partial_\rho v_\rho & \text{on } A_{2,m}. \end{cases}$$

Using the divergence-freeness (3.6) again, we know $\frac{2}{\rho} \partial_\rho v_\rho = -\frac{2}{\rho^2 \sin \phi} \partial_\phi (\sin \phi v_\phi)$ on $A_{2,m}$. This relation is crucial to apply the integration by parts to the terms I_{121} and I_{122} in (3.18) in order to estimate the term I_{12} in (3.16). So we adopt the following expression for $\partial_\rho P$.

$$\partial_\rho P = \begin{cases} \frac{1}{\rho} (v_\phi^2 + v_\theta^2), & \text{on } A_{1,m}; \\ \frac{1}{\rho} (v_\phi^2 + v_\theta^2) - \frac{2}{\rho^2 \sin \phi} \partial_\phi (\sin \phi v_\phi), & \text{on } A_{2,m}. \end{cases}$$

This concludes the boundary condition (3.1)₂ of $\partial_\rho P$ on arcs $A_{1,m} \cup A_{2,m}$.

Boundary condition on rays:

By the equation of v_ϕ in (1.12),

$$\begin{aligned} \frac{1}{\rho} \partial_\phi P &= \left(\partial_\rho^2 + \frac{2}{\rho} \partial_\rho + \frac{1}{\rho^2} \partial_\phi^2 + \frac{\cot \phi}{\rho^2} \partial_\phi - \frac{1}{\rho^2 \sin^2 \phi} \right) v_\phi - \left(v_\rho \partial_\rho + \frac{v_\phi}{\rho} \partial_\phi \right) v_\phi + \frac{2}{\rho^2} \partial_\phi v_\rho \\ &\quad - \frac{1}{\rho} v_\rho v_\phi + \frac{\cot \phi}{\rho} v_\theta^2 - \partial_t v_\phi. \end{aligned}$$

On $R_{1,m} \cup R_{2,m}$, v_ϕ and its tangent derivative $\partial_\rho v_\phi$ and temporal derivative $\partial_t v_\phi$ vanish owing to boundary conditions (2.3). Therefore,

$$\frac{1}{\rho} \partial_\phi P = \frac{1}{\rho^2} \partial_\phi^2 v_\phi + \frac{\cot \phi}{\rho^2} \partial_\phi v_\phi + \frac{\cot \phi}{\rho} v_\theta^2. \quad (3.10)$$

Again, we will take advantage of the divergence-freeness of \mathbf{v} to reduce the second-order derivative $\partial_\phi^2 v_\phi$ to be lower-order terms (see (3.11) in the sequel). Since

$$\operatorname{div} \mathbf{v} = \frac{1}{\rho^2} \partial_\rho (\rho^2 v_\rho) + \frac{1}{\rho \sin \phi} \partial_\phi (\sin \phi v_\phi),$$

it then follows from the divergence-freeness of \mathbf{v} that $\operatorname{div} \mathbf{v} = 0$ and $\partial_\phi \operatorname{div} \mathbf{v} = 0$ in D_m , which implies

$$\frac{1}{\rho \sin \phi} \partial_\phi (\sin \phi v_\phi) = -\frac{1}{\rho^2} \partial_\rho (\rho^2 v_\rho)$$

and

$$\frac{1}{\rho} \partial_\phi^2 v_\phi = -\frac{1}{\rho} \partial_\phi (\cot \phi v_\phi) - \partial_\rho \partial_\phi v_\rho - \frac{2}{\rho} \partial_\phi v_\rho. \quad (3.11)$$

Then the combination of (3.11) and (2.3) yields

$$\frac{1}{\rho} \partial_\phi^2 v_\phi = -\frac{\cot \phi}{\rho} \partial_\phi v_\phi, \quad \text{on } R_{1,m} \cup R_{2,m}. \quad (3.12)$$

Substituting (3.12) in (3.10), one concludes

$$\frac{1}{\rho} \partial_\phi P = \frac{\cot \phi}{\rho} v_\theta^2, \quad \text{on } R_{1,m} \cup R_{2,m}.$$

This finishes the proof of the lemma. \square

3.2. Gradient L^2 bound of the pressure. The following lemma is the main ingredient of this section. Note that there are no boundary integrals of the pressure P in the estimate (3.13). It is well known that the analysis of the boundary behavior of the pressure P is tricky. Fortunately, we manage to control them by subtracting low-order auxiliary functions given in (3.3), see I_1 in (3.16) and I_2 in (3.17).

Lemma 3.3 (Gradient L^2 bound of pressure). *The pressure given in (1.12) satisfies*

$$\begin{aligned} \|\nabla P\|_{L^2} &\leq (1 + \cot \alpha) \left\| \frac{1}{\rho} (v_\phi^2 + v_\theta^2) \right\|_{L^2} + 6 \|\partial_\rho v_\phi\|_{L^2} + 6 \left\| \frac{\partial_\phi v_\phi}{\rho} \right\|_{L^2} + 18(2 + \cot \alpha) \|v_\phi\|_{L^2} \\ &\quad + \left\| \left(v_\rho \partial_\rho + \frac{1}{\rho} v_\phi \partial_\phi \right) v_\rho \right\|_{L^2} + \left\| \left[v_\rho \left(\partial_\rho + \frac{1}{\rho} \right) + \frac{1}{\rho} v_\phi \partial_\phi \right] v_\phi \right\|_{L^2}, \end{aligned} \quad (3.13)$$

where L^2 means $L^2(D_m)$.

Proof. Multiplying P on both sides of (3.1)₁ and integrating over D_m , we derive

$$-\int_{D_m} (\Delta P)P \, dx = \int_{D_m} PF \, dx. \quad (3.14)$$

Based on the formula (3.4) for the Laplacian in spherical coordinates, the left hand side of (3.14) reads as

$$-\int_{D_m} (\Delta P)P \, dx = -\underbrace{\int_{D_m} \frac{1}{\rho^2} \partial_\rho (\rho^2 \partial_\rho P) P \, dx}_{I_1} - \underbrace{\int_D \frac{1}{\rho^2 \sin \phi} \partial_\phi (\sin \phi \partial_\phi P) P \, dx}_{I_2}. \quad (3.15)$$

For I_1 and I_2 , the absence of boundary values of the pressure P makes it ineligible to perform the integration by parts directly, so we will subtract P_A from $\partial_\rho P$ in I_1 and subtract ρP_R from $\partial_\phi P$ in I_2 to justify the integration by parts without boundary integrals, see (3.1) and (3.3) for the definitions of P_A and P_R . More precisely,

$$\begin{aligned} I_1 &= -2\pi \int_{\frac{\pi}{2}-\alpha}^{\frac{\pi}{2}+\alpha} \left[\int_{\frac{1}{m}}^1 (\partial_\rho [\rho^2 (\partial_\rho P - P_A)] P + \partial_\rho (\rho^2 P_A) P) \, d\rho \right] \sin \phi \, d\phi \\ &= 2\pi \int_{\frac{\pi}{2}-\alpha}^{\frac{\pi}{2}+\alpha} \left(\int_{\frac{1}{m}}^1 \rho^2 (\partial_\rho P - P_A) (\partial_\rho P) \, d\rho \right) \sin \phi \, d\phi \\ &\quad - 2\pi \int_{\frac{\pi}{2}-\alpha}^{\frac{\pi}{2}+\alpha} \left(\int_{\frac{1}{m}}^1 \partial_\rho (\rho^2 P_A) P \, d\rho \right) \sin \phi \, d\phi \\ &= \int_{D_m} |\partial_\rho P|^2 \, dx - \underbrace{\int_{D_m} P_A \partial_\rho P \, dx}_{I_{11}} - \underbrace{\int_{D_m} \frac{1}{\rho^2} \partial_\rho (\rho^2 P_A) P \, dx}_{I_{12}}, \end{aligned} \quad (3.16)$$

and

$$\begin{aligned} I_2 &= -2\pi \int_{\frac{1}{m}}^1 \left[\int_{\frac{\pi}{2}-\alpha}^{\frac{\pi}{2}+\alpha} (\partial_\phi [\sin \phi (\partial_\phi P - \rho P_R)] P + \rho \partial_\phi (\sin \phi P_R) P) \, d\phi \right] \, d\rho \\ &= 2\pi \int_{\frac{1}{m}}^1 \int_{\frac{\pi}{2}-\alpha}^{\frac{\pi}{2}+\alpha} \sin \phi (\partial_\phi P - \rho P_R) \partial_\phi P \, d\phi \, d\rho - 2\pi \int_{\frac{1}{m}}^1 \int_{\frac{\pi}{2}-\alpha}^{\frac{\pi}{2}+\alpha} \rho \partial_\phi (\sin \phi P_R) P \, d\phi \, d\rho \\ &= \int_{D_m} \left| \frac{1}{\rho} \partial_\phi P \right|^2 \, dx - \underbrace{\int_{D_m} \frac{1}{\rho} P_R \partial_\phi P \, dx}_{I_{21}} - \underbrace{\int_{D_m} \frac{1}{\rho \sin \phi} \partial_\phi (\sin \phi P_R) P \, dx}_{I_{22}}. \end{aligned} \quad (3.17)$$

The terms I_{12} and I_{22} involve derivatives of P_A and P_R respectively, so we discuss them first. Recalling the expressions for P_A and P_R in (3.3):

$$P_A = \frac{1}{\rho} (v_\phi^2 + v_\theta^2) - \frac{2\eta(\rho)}{\rho^2 \sin \phi} \partial_\phi (\sin \phi v_\phi), \quad P_R = \frac{\cot \phi}{\rho} v_\theta^2,$$

one has

$$\begin{aligned}
I_{12} &= \int_{D_m} \left[\frac{1}{\rho^2} (v_\phi^2 + v_\theta^2) + \frac{1}{\rho} \partial_\rho (v_\phi^2 + v_\theta^2) \right] P \, dx - 2 \underbrace{\int_{D_m} \frac{\eta(\rho)}{\rho^2 \sin \phi} \partial_\phi (\sin \phi \partial_\rho v_\phi) P \, dx}_{I_{121}} \\
&\quad - 2 \underbrace{\int_{D_m} \frac{\eta'(\rho)}{\rho^2 \sin \phi} \partial_\phi (\sin \phi v_\phi) P \, dx}_{I_{122}}, \tag{3.18}
\end{aligned}$$

and

$$I_{22} = - \int_{D_m} \frac{v_\theta^2}{\rho^2} P \, dx + \int_{D_m} \frac{\cot \phi}{\rho^2} \partial_\phi (v_\theta^2) P \, dx. \tag{3.19}$$

Substituting (3.16)–(3.19) into (3.15) yields

$$\begin{aligned}
- \int_{D_m} (\Delta P) P \, dx &= \int_{D_m} \left(|\partial_\rho P|^2 + \left| \frac{1}{\rho} \partial_\phi P \right|^2 \right) dx - (I_{11} + 2I_{121} + 2I_{122} + I_{21}) \\
&\quad - \int_{D_m} \left[\frac{1}{\rho^2} v_\phi^2 + \frac{1}{\rho} \partial_\rho (v_\phi^2 + v_\theta^2) + \frac{\cot \phi}{\rho^2} \partial_\phi (v_\theta^2) \right] P \, dx.
\end{aligned}$$

Combining the above identity with (3.14) and (3.2), one finds

$$\int_{D_m} \left(|\partial_\rho P|^2 + \left| \frac{1}{\rho} \partial_\phi P \right|^2 \right) dx = I_{11} + 2I_{121} + 2I_{122} + I_{21} + \int_{D_m} F_1 P \, dx, \tag{3.20}$$

where

$$F_1 = \frac{1}{\rho^2} \partial_\rho \left[\rho^2 \left(v_\rho \partial_\rho + \frac{1}{\rho} v_\phi \partial_\phi \right) v_\rho \right] + \frac{1}{\rho \sin \phi} \partial_\phi \left(\sin \phi \left[v_\rho \left(\partial_\rho + \frac{1}{\rho} \right) + \frac{1}{\rho} v_\phi \partial_\phi \right] v_\phi \right).$$

Now we estimate the right hand side of (3.20) term by term. First, we see

$$|I_{11}| \leq \left| \int_{D_m} \frac{1}{\rho} (v_\phi^2 + v_\theta^2) \partial_\rho P \, dx \right| + 2 \left| \int_{D_m} \frac{\eta(\rho)}{\rho^2} (\partial_\phi v_\phi + \cot \phi v_\phi) \partial_\rho P \, dx \right|.$$

Since the support of η is in $\{\rho : \rho \geq \frac{1}{3}\}$, then $\frac{\eta(\rho)}{\rho^2} \leq \min\{\frac{3}{\rho}, \frac{1}{9}\}$. Consequently,

$$I_{11} \leq \|\partial_\rho P\|_{L^2} \left\| \frac{1}{\rho} (v_\phi^2 + v_\theta^2) \right\|_{L^2} + 6 \|\partial_\rho P\|_{L^2} \left\| \frac{\partial_\phi v_\phi}{\rho} \right\|_{L^2} + 18 \cot \alpha \|\partial_\rho P\|_{L^2} \|v_\phi\|_{L^2}. \tag{3.21}$$

Next, we write I_{121} in polar coordinates as

$$I_{121} = 2\pi \int_{\frac{1}{m}}^1 \int_{\pi/2-\alpha}^{\pi/2+\alpha} \eta(\rho) \partial_\phi (\sin \phi \partial_\rho v_\phi) P \, d\phi \, d\rho.$$

By noticing $\partial_\rho v_\phi = 0$ on rays, we apply the integration by parts to obtain

$$\begin{aligned}
I_{121} &= -2\pi \int_{\frac{1}{m}}^1 \int_{\pi/2-\alpha}^{\pi/2+\alpha} \eta(\rho) \sin \phi (\partial_\rho v_\phi) (\partial_\phi P) \, d\phi \, d\rho \\
&= - \int_{D_m} \frac{\eta(\rho)}{\rho} (\partial_\rho v_\phi) \left(\frac{1}{\rho} \partial_\phi P \right) dx.
\end{aligned}$$

This indicates

$$|I_{121}| \leq 3 \|\partial_\rho v_\phi\|_{L^2} \left\| \frac{1}{\rho} \partial_\phi P \right\|_{L^2}. \tag{3.22}$$

Similarly,

$$I_{122} = 2\pi \int_{\frac{1}{m}}^1 \int_{\pi/2-\alpha}^{\pi/2+\alpha} \eta'(\rho) \partial_\phi (\sin \phi v_\phi) P \, d\phi \, d\rho = - \int_{D_m} \left(\frac{\eta'(\rho)}{\rho} \right) v_\phi \left(\frac{1}{\rho} \partial_\phi P \right) \, dx,$$

which follows that

$$|I_{122}| \leq 18 \|v_\phi\|_{L^2} \left\| \frac{1}{\rho} \partial_\phi P \right\|_{L^2}. \quad (3.23)$$

On the other hand,

$$|I_{21}| \leq \cot \alpha \left| \int_{D_m} \frac{v_\theta^2}{\rho} \cdot \frac{1}{\rho} \partial_\phi P \, dx \right| \leq \cot \alpha \cdot \left\| \frac{1}{\rho} \partial_\phi P \right\|_{L^2} \left\| \frac{v_\theta^2}{\rho} \right\|_{L^2}. \quad (3.24)$$

Now it remains to bound the last term in (3.20). Indeed

$$\begin{aligned} \int_{D_m} F_1 P \, dx &= \underbrace{\int_{D_m} \frac{1}{\rho^2} \partial_\rho \left[\rho^2 \left(v_\rho \partial_\rho + \frac{1}{\rho} v_\phi \partial_\phi \right) v_\rho \right] P \, dx}_{I_3} \\ &\quad + \underbrace{\int_{D_m} \frac{1}{\rho \sin \phi} \partial_\phi \left(\sin \phi \left[v_\rho \left(\partial_\rho + \frac{1}{\rho} \right) + \frac{1}{\rho} v_\phi \partial_\phi \right] v_\phi \right) P \, dx}_{I_4}. \end{aligned}$$

Representing I_3 in the spherical coordinates and using integration by parts, noticing that $v_\rho = \partial_\phi v_\rho = 0$ on arcs, one deduces

$$\begin{aligned} I_3 &= 2\pi \int_{\frac{1}{m}}^1 \int_{\pi/2-\alpha}^{\pi/2+\alpha} \sin \phi \partial_\rho \left[\rho^2 \left(v_\rho \partial_\rho + \frac{1}{\rho} v_\phi \partial_\phi \right) v_\rho \right] P \, d\rho \, d\phi \\ &= -2\pi \int_{\frac{1}{m}}^1 \int_{\pi/2-\alpha}^{\pi/2+\alpha} \sin \phi \rho^2 \left(v_\rho \partial_\rho + \frac{1}{\rho} v_\phi \partial_\phi \right) v_\rho \partial_\rho P \, d\rho \, d\phi \\ &= - \int_{D_m} \left(v_\rho \partial_\rho + \frac{1}{\rho} v_\phi \partial_\phi \right) v_\rho \partial_\rho P \, dx. \end{aligned}$$

This indicates

$$|I_3| \leq \|\partial_\rho P\|_{L^2} \left\| \left(v_\rho \partial_\rho + \frac{1}{\rho} v_\phi \partial_\phi \right) v_\rho \right\|_{L^2}. \quad (3.25)$$

Similarly, it holds for I_4 that

$$\begin{aligned} I_4 &= 2\pi \int_{\frac{1}{m}}^1 \int_{\pi/2-\alpha}^{\pi/2+\alpha} \rho \partial_\phi \left(\sin \phi \left[v_\rho \left(\partial_\rho + \frac{1}{\rho} \right) + \frac{1}{\rho} v_\phi \partial_\phi \right] v_\phi \right) P \, d\phi \, d\rho \\ &= -2\pi \int_{\frac{1}{m}}^1 \int_{\pi/2-\alpha}^{\pi/2+\alpha} \rho \sin \phi \left[v_\rho \left(\partial_\rho + \frac{1}{\rho} \right) + \frac{1}{\rho} v_\phi \partial_\phi \right] v_\phi \partial_\phi P \, d\phi \, d\rho \\ &= - \int_{D_m} \left[v_\rho \left(\partial_\rho + \frac{1}{\rho} \right) + \frac{1}{\rho} v_\phi \partial_\phi \right] v_\phi \left(\frac{1}{\rho} \partial_\phi P \right) \, dx. \end{aligned}$$

This follows that

$$|I_4| \leq \left\| \frac{1}{\rho} \partial_\phi P \right\|_{L^2} \left\| \left[v_\rho \left(\partial_\rho + \frac{1}{\rho} \right) + \frac{1}{\rho} v_\phi \partial_\phi \right] v_\phi \right\|_{L^2}. \quad (3.26)$$

Finally, substituting (3.21)–(3.26) into (3.20), one deduces

$$\begin{aligned} & \|\partial_\rho P\|_{L^2}^2 + \left\| \frac{1}{\rho} \partial_\phi P \right\|_{L^2}^2 \\ & \leq \|\partial_\rho P\|_{L^2} \left(\left\| \frac{1}{\rho} (v_\phi^2 + v_\theta^2) \right\|_{L^2} + 6 \left\| \frac{\partial_\phi v_\phi}{\rho} \right\|_{L^2} + 18 \cot \alpha \|v_\phi\|_{L^2} + \left\| \left(v_\rho \partial_\rho + \frac{1}{\rho} v_\phi \partial_\phi \right) v_\rho \right\|_{L^2} \right) \\ & \quad + \left\| \frac{1}{\rho} \partial_\phi P \right\|_{L^2} \left(6 \|\partial_\rho v_\phi\|_{L^2} + 36 \|v_\phi\|_{L^2} + \cot \alpha \left\| \frac{v_\theta^2}{\rho} \right\|_{L^2} + \left\| \left[v_\rho \left(\partial_\rho + \frac{1}{\rho} \right) + \frac{1}{\rho} v_\phi \partial_\phi \right] v_\phi \right\|_{L^2} \right). \end{aligned}$$

Thus, we conclude (3.13) since

$$\|\nabla P\|_{L^2}^2 = \|\partial_\rho P\|_{L^2}^2 + \left\| \frac{1}{\rho} \partial_\phi P \right\|_{L^2}^2 \geq \max \left\{ \|\partial_\rho P\|_{L^2}^2, \left\| \frac{1}{\rho} \partial_\phi P \right\|_{L^2}^2 \right\}.$$

□

4. POINCARÉ AND ANISOTROPIC HARDY'S INEQUALITIES

In this section, we will introduce some important inequalities which will be heavily used in later energy estimates.

4.1. Poincaré inequalities. We first recall two classical Poincaré inequalities.

Lemma 4.1 (Poincaré inequality with zero mean value, Corollary 2.4 in [24]). *Let $0 < \alpha < \frac{\pi}{2}$, $a = \frac{\pi}{2} - \alpha$, $b = \frac{\pi}{2} + \alpha$. Then for any $f \in H^1(a, b) \setminus \{0\}$ with $\int_a^b f(\phi) \sin \phi \, d\phi = 0$, we have*

$$\int_a^b f^2(\phi) \sin \phi \, d\phi \leq C_{\alpha, A} \int_a^b [f'(\phi)]^2 \sin \phi \, d\phi, \quad (4.1)$$

where

$$C_{\alpha, A} = \frac{(b-a)^2}{\pi^2 + 2\alpha^2} = \frac{4\alpha^2}{\pi^2 + 2\alpha^2}.$$

In particular, $C_{\alpha, A}$ is an increasing function in α and $C_{\pi/6, A} = \frac{2}{19}$.

Lemma 4.2 (Poincaré inequality with zero boundary, Corollary 2.6 in [24]). *Let $0 < \alpha \leq \frac{\pi}{4}$, $a = \frac{\pi}{2} - \alpha$, $b = \frac{\pi}{2} + \alpha$. Then for any $f \in H_0^1(a, b) \setminus \{0\}$, we have*

$$\int_a^b f^2(\phi) \sin \phi \, d\phi \leq C_{\alpha, B} \int_a^b [f'(\phi)]^2 \sin \phi \, d\phi, \quad (4.2)$$

where

$$C_{\alpha, B} = \frac{(b-a)^2}{\pi^2 - \frac{2\alpha^2}{\cos^2 \alpha}} = \frac{4\alpha^2}{\pi^2 - \frac{2\alpha^2}{\cos^2 \alpha}}.$$

In particular, $C_{\alpha, B}$ is an increasing function in α and $C_{\pi/6, B} = \frac{3}{25}$.

Next, based on the conservation property (2.8) of the azimuthal angular momentum, we know $\int_{D_m} \Gamma(x, t) \, dx = 0$ for any t as long as the initial data satisfies $\int_{D_m} \Gamma_0(x) \, dx = 0$. By taking advantage of this property, we will derive a Poincaré inequality for functions whose integral on D_m vanish.

Lemma 4.3. *Let $m \geq 10^3$ and $0 < \alpha \leq \frac{\pi}{6}$. Then for any axisymmetric function $f \in H^1(D_m) \setminus \{0\}$ with*

$$\int_{D_m} f(x) \, dx = 0,$$

we have

$$\int_{D_m} f^2 dx \leq \frac{1}{11} \int_{D_m} |\partial_\rho f|^2 dx + \frac{2}{19} \int_{D_m} |\partial_\phi f|^2 dx \leq \frac{2}{19} \int_{D_m} |\nabla f|^2 dx. \quad (4.3)$$

Proof. For convenience of notations, we denote $\phi_1 = \frac{\pi}{2} - \alpha$ and $\phi_2 = \frac{\pi}{2} + \alpha$. Using spherical coordinates, (4.3) is equivalent to

$$\begin{aligned} & \int_{\frac{1}{m}}^1 \int_{\phi_1}^{\phi_2} |f|^2 \rho^2 \sin \phi d\phi d\rho \\ & \leq \frac{1}{11} \int_{\frac{1}{m}}^1 \int_{\phi_1}^{\phi_2} |\partial_\rho f|^2 \rho^2 \sin \phi d\phi d\rho + \frac{2}{19} \int_{\frac{1}{m}}^1 \int_{\phi_1}^{\phi_2} |\partial_\phi f|^2 \rho^2 \sin \phi d\phi d\rho. \end{aligned}$$

We introduce the following notations:

$$d\mu \stackrel{\text{def}}{=} \rho^2 \sin \phi d\phi d\rho, \quad \|f\|_{L^2(d\mu)}^2 \stackrel{\text{def}}{=} \int_{\frac{1}{m}}^1 \int_{\phi_1}^{\phi_2} |f|^2 \rho^2 \sin \phi d\phi d\rho,$$

$$E_{rho}(f) \stackrel{\text{def}}{=} \int_{\frac{1}{m}}^1 \int_{\phi_1}^{\phi_2} |\partial_\rho f|^2 \rho^2 \sin \phi d\phi d\rho, \quad E_{phi}(f) \stackrel{\text{def}}{=} \int_{\frac{1}{m}}^1 \int_{\phi_1}^{\phi_2} |\partial_\phi f|^2 \rho^2 \sin \phi d\phi d\rho.$$

Then the proof is reduced to justifying

$$\|f\|_{L^2(d\mu)}^2 \leq \frac{1}{11} E_{rho}(f) + \frac{2}{19} E_{phi}(f), \quad \forall f \in \mathcal{A}(\alpha), \quad (4.4)$$

where

$$\mathcal{A}(\alpha) \stackrel{\text{def}}{=} \left\{ f \in H^1(D_m) \setminus \{0\} : \int_{\frac{1}{m}}^1 \int_{\phi_1}^{\phi_2} f \rho^2 \sin \phi d\phi d\rho = \frac{1}{2\pi} \int_{D_m} f(x) dx = 0 \right\}.$$

For any $f \in \mathcal{A}(\alpha)$, we define

$$g(\rho) \stackrel{\text{def}}{=} \frac{1}{2 \sin \alpha} \int_{\phi_1}^{\phi_2} f(\rho, \phi) \sin \phi d\phi, \quad h(\rho, \phi) \stackrel{\text{def}}{=} f(\rho, \phi) - g(\rho),$$

where $2 \sin \alpha = \int_{\phi_1}^{\phi_2} \sin \phi d\phi$. Then g depends only on ρ and $g \in \mathcal{A}_\rho$, where

$$\mathcal{A}_\rho = \left\{ R \in H^1\left(\frac{1}{m}, 1\right) \setminus \{0\} : \int_{\frac{1}{m}}^1 R(\rho) \rho^2 d\rho = 0 \right\}.$$

As a result,

$$\begin{aligned} E_{rho}(g) &= \int_{\frac{1}{m}}^1 \int_{\phi_1}^{\phi_2} |g'|^2 \rho^2 \sin \phi d\phi d\rho \\ &\geq \int_{\phi_1}^{\phi_2} \left(\lambda_\rho \int_{\frac{1}{m}}^1 |g|^2 \rho^2 d\rho \right) \sin \phi d\phi = \lambda_\rho \|g\|_{L^2(d\mu)}^2, \end{aligned}$$

where

$$\lambda_{rho} \stackrel{\text{def}}{=} \inf_{R \in \mathcal{A}_\rho} \frac{\int_{\frac{1}{m}}^1 |R'(\rho)|^2 \rho^2 d\rho}{\int_{\frac{1}{m}}^1 |R(\rho)|^2 \rho^2 d\rho}. \quad (4.5)$$

According to Lemma 2.3 in [24],

$$\lambda_{rho} \geq \frac{\pi^2}{(1 - \frac{1}{m})^2} - \max_{\rho \in [\frac{1}{m}, 1]} \left(\frac{p_1''}{2p_1} - \frac{3(p_1')^2}{4p_1^2} \right),$$

where $p_1(\rho) := \rho^2$. By direct computation, we find

$$\max_{\rho \in [\frac{1}{m}, 1]} \left(\frac{p_1''}{2p_1} - \frac{3(p_1')^2}{4p_1^2} \right) = \max_{\rho \in [\frac{1}{m}, 1]} -\frac{2}{\rho^2} = -2,$$

which implies that

$$\lambda_{rho} \geq \pi^2 + 2 > 11.$$

Hence,

$$\|g\|_{L^2(d\mu)}^2 \leq \frac{1}{11} E_{rho}(g).$$

For any fixed ρ , $h(\rho, \cdot)$, as a function in ϕ , satisfies

$$\int_{\phi_1}^{\phi_2} h(\rho, \phi) \sin \phi \, d\phi = 0.$$

So $h(\rho, \cdot)$ belongs to $\mathcal{A}_\phi(\alpha)$, where

$$\mathcal{A}_\phi(\alpha) \stackrel{\text{def}}{=} \left\{ Q \in H^1(\phi_1, \phi_2) \setminus \{0\} : \int_{\phi_1}^{\phi_2} Q(\phi) \sin \phi \, d\phi = 0 \right\}.$$

Then

$$\begin{aligned} E_{phi}(h) &= \int_{\frac{1}{m}}^1 \int_{\phi_1}^{\phi_2} |\partial_\phi h|^2 \rho^2 \sin \phi \, d\phi \, d\rho \\ &\geq \int_{\frac{1}{m}}^1 \left(\lambda_\phi(\alpha) \int_{\phi_1}^{\phi_2} |h|^2 \sin \phi \, d\phi \right) \rho^2 \, d\rho = \lambda_\phi(\alpha) \|h\|_{L^2(d\mu)}^2, \end{aligned}$$

where

$$\lambda_{phi}(\alpha) \stackrel{\text{def}}{=} \inf_{Q \in \mathcal{A}_\phi(\alpha)} \frac{\int_{\phi_1}^{\phi_2} |Q'(\phi)|^2 \sin \phi \, d\phi}{\int_{\phi_1}^{\phi_2} |Q(\phi)|^2 \sin \phi \, d\phi}.$$

According to Lemma 2.3 in [24],

$$\lambda_{phi}(\alpha) \geq \frac{\pi^2}{4\alpha^2} + \frac{1}{2} \geq \frac{19}{2},$$

where the last inequality is due to the assumption that $\alpha \leq \pi/6$.

One can directly check that $g \perp h$ in $L^2(d\mu)$, $\rho \partial_\rho g \perp \rho \partial_\rho h$ in $L^2(d\mu)$ and $\partial_\phi g = 0$. Therefore, $\|f\|_{L^2(d\mu)}^2 = \|g\|_{L^2(d\mu)}^2 + \|h\|_{L^2(d\mu)}^2$ and

$$E_{rho}(f) = E_{rho}(g) + E_{rho}(h) \geq E_{rho}(g), \quad E_{phi}(f) = E_{phi}(h).$$

Taking advantage of the above argument leads to

$$\begin{aligned} \|f\|_{L^2(d\mu)}^2 &= \|g\|_{L^2(d\mu)}^2 + \|h\|_{L^2(d\mu)}^2 \leq \frac{1}{\lambda_{rho}} E_{rho}(g) + \frac{1}{\lambda_{phi}} E_{phi}(h) \\ &\leq \frac{1}{11} E_{rho}(f) + \frac{2}{19} E_{phi}(f), \end{aligned}$$

which justifies (4.4). \square

4.2. An anisotropic Hardy's inequality. This paper will need to control norms related to $\frac{v_\theta}{\rho}$ in the energy estimate later, however, the previous Poincare's inequalities do not apply to it. Noticing

$$\int_{D_m} \left(\frac{v_\theta}{\rho}\right) \rho^2 \sin \phi \, dx = \int_{D_m} \Gamma \, dx = 0,$$

we will take advantage of this constraint to derive a Hardy's inequality in Lemma 4.4, the significance of this result is that the constants in (4.7) are uniform in m .

Lemma 4.4. *Let $m \geq 10^3$ and $\alpha \in (0, \pi/6]$. Let i, j and k be integers such that $i \geq -2$, $k \geq -1$ and $0 \leq j \leq i + 2$. Then for any $f \in H^1(D_m)$ with*

$$\int_{D_m} f(\rho, \phi) \rho^j \sin^k \phi \, dx = 0, \quad (4.6)$$

we have

$$\int_{D_m} \left(\frac{f}{\rho}\right)^2 \rho^j \sin^k \phi \, dx \leq \frac{4}{(j+1)^2} \int_{D_m} |\partial_\rho f|^2 \rho^j \sin^k \phi \, dx + \frac{2}{19+k} \int_{D_m} \left|\frac{\partial_\phi f}{\rho}\right|^2 \rho^j \sin^k \phi \, dx. \quad (4.7)$$

Remark 4.5. We point out two comments about the above result.

- The idea of proof is to convert the Hardy inequality to a weighted eigenvalue problem. The general structure of this proof is analogous to that for Lemma 4.3, but the treatment of the ∂_ρ part in (4.7) is different from that since the weight ρ^j for $|\partial_\rho f|^2$ is smaller than the weight ρ^{j-2} for f^2 and $|\partial_\phi f|^2$ by the factor ρ^2 . As a compensate for the smaller weight on $|\partial_\rho f|^2$, the size constant $\frac{4}{(j+1)^2}$ is much larger than $\frac{1}{20}$ in (4.3) when j is small. For the application of Lemma 4.4 in this paper, j will be taken as 0 and 2, see Corollary 5.1 and Corollary 5.4.
- The size constant $\frac{2}{19+k}$ in (4.7) can be replaced by C_α , where $C_\alpha = \frac{4\alpha^2}{\pi^2 + 2(k+1)\alpha^2}$. With this replacement, (4.7) is valid for any $\alpha \in (0, \pi/2)$. The constant C_α decays to 0 as $\alpha \rightarrow 0$ and it is an increasing function on $(0, \pi/6]$, so its maximum on $(0, \pi/6]$ is

$$C_{\pi/6} = \frac{4(\pi/6)^2}{\pi^2 + 2(k+1)(\pi/6)^2} = \frac{2}{19+k},$$

which is chosen as the size constant in (4.7).

Proof. Using spherical coordinates, (4.7) is equivalent to

$$\begin{aligned} & \int_{\frac{1}{m}}^1 \int_{\phi_1}^{\phi_2} f^2 \rho^j \sin^{k+1} \phi \, d\phi \, d\rho \\ & \leq \frac{4}{(j+1)^2} \int_{\frac{1}{m}}^1 \int_{\phi_1}^{\phi_2} |\partial_\rho f|^2 \rho^{j+2} \sin^{k+1} \phi \, d\phi \, d\rho + \frac{2}{19+k} \int_{\frac{1}{m}}^1 \int_{\phi_1}^{\phi_2} |\partial_\phi f|^2 \rho^j \sin^{k+1} \phi \, d\phi \, d\rho, \end{aligned}$$

where $\phi_1 := \frac{\pi}{2} - \alpha$ and $\phi_2 := \frac{\pi}{2} + \alpha$. Meanwhile, the constraint (4.6) becomes

$$\int_{\frac{1}{m}}^1 \int_{\phi_1}^{\phi_2} f(\rho, \phi) \rho^{i+2} \sin^{k+1} \phi \, d\phi \, d\rho = 0. \quad (4.8)$$

We introduce the following notations:

$$d\mu \stackrel{\text{def}}{=} \rho^j \sin^{k+1} \phi \, d\phi \, d\rho, \quad \|f\|_{L^2(d\mu)}^2 \stackrel{\text{def}}{=} \int_{\frac{1}{m}}^1 \int_{\phi_1}^{\phi_2} f^2 \rho^j \sin^{k+1} \phi \, d\phi \, d\rho,$$

$$E_{rho}(f) \stackrel{\text{def}}{=} \int_{\frac{1}{m}}^1 \int_{\phi_1}^{\phi_2} |\partial_\rho f|^2 \rho^{j+2} \sin^{k+1} \phi \, d\phi \, d\rho, \quad E_{phi}(f) \stackrel{\text{def}}{=} \int_{\frac{1}{m}}^1 \int_{\phi_1}^{\phi_2} |\partial_\phi f|^2 \rho^j \sin^{k+1} \phi \, d\phi \, d\rho.$$

Then the goal is to justify the following (4.9) for all $f \in H^1(D_m)$ that satisfies (4.8).

$$\|f\|_{L^2(d\mu)}^2 \leq \frac{4}{(j+1)^2} E_{rho}(f) + \frac{2}{19+k} E_{phi}(f). \quad (4.9)$$

Based on the structure of (4.8), we split

$$f(\rho, \phi) \stackrel{\text{def}}{=} g(\rho) + h(\rho, \phi), \quad (4.10)$$

where

$$g(\rho) \stackrel{\text{def}}{=} \frac{1}{L_k(\alpha)} \int_{\phi_1}^{\phi_2} f(\rho, \phi) \sin^{k+1} \phi \, d\phi, \quad h \stackrel{\text{def}}{=} f - g.$$

Here $L_k(\alpha) \stackrel{\text{def}}{=} \int_{\phi_1}^{\phi_2} \sin^{k+1} \phi \, d\phi$. Thanks to (4.8), we have

$$g \in \mathcal{A}_\rho \stackrel{\text{def}}{=} \left\{ R \in H^1\left(\frac{1}{m}, 1\right) \setminus \{0\} : \int_{\frac{1}{m}}^1 R(\rho) \rho^{i+2} \, d\rho = 0 \right\}.$$

We define

$$\lambda_{rho} \stackrel{\text{def}}{=} \inf_{R \in \mathcal{A}_\rho} \frac{\int_{\frac{1}{m}}^1 |R'(\rho)|^2 \rho^{j+2} \, d\rho}{\int_{\frac{1}{m}}^1 |R(\rho)|^2 \rho^j \, d\rho}. \quad (4.11)$$

Clearly, we have

$$\begin{aligned} E_{rho}(g) &= \int_{\phi_1}^{\phi_2} \left(\int_{\frac{1}{m}}^1 |g'(\rho)|^2 \rho^{j+2} \, d\rho \right) \sin^{k+1} \phi \, d\phi \\ &\geq \int_{\phi_1}^{\phi_2} \left(\lambda_{rho} \int_{\frac{1}{m}}^1 |g(\rho)|^2 \rho^j \, d\rho \right) \sin^{k+1} \phi \, d\phi = \lambda_{rho} \|g\|_{L^2(d\mu)}^2. \end{aligned}$$

Comparing (4.11) with (4.5), the weights for both the numerator and the denominator in (4.5) are ρ^2 , while the weight ρ^{j+2} for the numerator is smaller than the weight ρ^j for the denominator in (4.11) by the factor ρ^2 , so it is more challenging to obtain a lower bound for λ_ρ in (4.11) and we need to adopt a different method.

Applying the change of variable: $u(x) := e^{-\beta x} R(e^{-x})$ for $x = -\ln \rho \in (0, \ln m)$, where R is the function in (4.11) and

$$\beta := \frac{j+1}{2},$$

we find

$$\int_{\frac{1}{m}}^1 |R(\rho)|^2 \rho^j \, d\rho = \int_0^{\ln m} u^2(x) \, dx, \quad \int_{\frac{1}{m}}^1 |R'(\rho)|^2 \rho^{j+2} \, d\rho = \int_0^{\ln m} |u'(x) + \beta u(x)|^2 \, dx,$$

and the constraint $\int_{\frac{1}{m}}^1 R(\rho) \rho^{i+2} \, d\rho = 0$ becomes

$$\int_0^{\ln m} e^{-\frac{5+2i-j}{2}x} u(x) \, dx = 0.$$

Hence

$$\lambda_{rho} = \inf_{u \in \mathcal{B}_\rho} \frac{\int_0^{\ln m} |u' + \beta u|^2 dx}{\int_0^{\ln m} u^2 dx},$$

where

$$\mathcal{B}_\rho \stackrel{\text{def}}{=} \left\{ u \in H^1(0, \ln m) \setminus \{0\} : \int_0^{\ln m} e^{-\frac{5+2i-j}{2}x} u(x) dx = 0 \right\}.$$

Noticing that

$$\int_0^{\ln m} |u' + \beta u|^2 dx = \int_0^{\ln m} |u'|^2 dx + \beta^2 \int_0^{\ln m} u^2 dx + \beta |u(\ln m)|^2 - \beta |u(0)|^2,$$

so

$$\lambda_{rho} = \beta^2 + \underbrace{\inf_{u \in \mathcal{B}_\rho} \frac{\int_0^{\ln m} |u'|^2 dx + \beta |u(\ln m)|^2 - \beta |u(0)|^2}{\int_0^{\ln m} u^2 dx}}_I. \quad (4.12)$$

In the following we will show $I \geq 0$. Since $\int_0^{\ln m} e^{-\frac{5+2i-j}{2}x} u(x) dx = 0$, then applying the integration by parts yields

$$u(0) = m^{-\frac{5+2i-j}{2}} u(\ln m) - \int_0^{\ln m} e^{-\frac{5+2i-j}{2}x} u'(x) dx.$$

This implies that

$$|u(0)|^2 \leq 2m^{-(5+2i-j)} |u(\ln m)|^2 + 2 \left(\int_0^{\ln m} e^{-(5+2i-j)x} dx \right) \left(\int_0^{\ln m} |u'(x)|^2 dx \right).$$

By the assumption $m \geq 10^3$, $j \leq i + 2$ and $i \geq -2$, we know

$$m^{-(5+2i-j)} \leq m^{-(3+i)} \leq m^{-1} \leq \frac{1}{2},$$

and

$$\int_0^{\ln m} e^{-(5+2i-j)x} dx \leq \frac{1}{5+2i-j}.$$

As a result,

$$|u(0)|^2 \leq |u(\ln m)|^2 + \frac{2}{5+2i-j} \int_0^{\ln m} |u'(x)|^2 dx.$$

On the other hand, since $j \geq 0$, we have $\beta = (j+1)/2 > 0$, so multiplying the above inequality by β yields

$$\beta |u(0)|^2 \leq \beta |u(\ln m)|^2 + \frac{2\beta}{5+2i-j} \int_0^{\ln m} |u'(x)|^2 dx.$$

Again, one can check that $2\beta \leq 5+2i-j$ due to the assumption that $j \leq i+2$, so

$$\beta |u(0)|^2 \leq \beta |u(\ln m)|^2 + \int_0^{\ln m} |u'(x)|^2 dx.$$

Plugging this estimate into (4.12), we justify $I \geq 0$. This leads to

$$\lambda_{rho} \geq \beta^2 = \frac{(j+1)^2}{4}.$$

which implies that

$$\|g\|_{L^2(d\mu)}^2 \leq \frac{4}{(j+1)^2} E_{rho}(g). \quad (4.13)$$

Now we estimate term h in (4.10). For any fixed ρ , one can check that

$$\int_{\phi_1}^{\phi_2} h(\rho, \phi) \sin^{k+1} \phi \, d\phi = \int_{\phi_1}^{\phi_2} [f(\rho, \phi) - g(\rho)] \sin^{k+1} \phi \, d\phi = 0,$$

so $h(\rho, \cdot)$ belongs to $\mathcal{A}_\phi(\alpha)$, where

$$\mathcal{A}_\phi(\alpha) \stackrel{\text{def}}{=} \left\{ Q \in H^1(\phi_1, \phi_2) \setminus \{0\} : \int_{\phi_1}^{\phi_2} Q(\phi) \sin^{k+1} \phi \, d\phi = 0 \right\}.$$

Consequently,

$$\begin{aligned} E_{phi}(h) &= \int_{\frac{1}{m}}^1 \left(\int_{\phi_1}^{\phi_2} |\partial_\phi h|^2 \rho^j \sin^{k+1} \phi \, d\phi \right) d\rho \\ &\geq \int_{\frac{1}{m}}^1 \left(\lambda_{phi}(\alpha) \int_{\phi_1}^{\phi_2} |h|^2 \sin^{k+1} \phi \, d\phi \right) \rho^j \, d\rho = \lambda_{phi}(\alpha) \|h\|_{L^2(d\mu)}^2, \end{aligned}$$

where

$$\lambda_{phi}(\alpha) \stackrel{\text{def}}{=} \inf_{Q \in \mathcal{A}_\phi(\alpha)} \frac{\int_{\phi_1}^{\phi_2} |Q'(\phi)|^2 \sin^{k+1} \phi \, d\phi}{\int_{\phi_1}^{\phi_2} |Q(\phi)|^2 \sin^{k+1} \phi \, d\phi}.$$

According to Lemma 2.3 in [24],

$$\lambda_{phi}(\alpha) \geq \frac{\pi^2}{(\phi_2 - \phi_1)^2} - \max_{\phi \in [\phi_1, \phi_2]} \left(\frac{p_2''}{2p_2} - \frac{3(p_2')^2}{4p_2^2} \right),$$

where $p_2(\phi) := \sin^{k+1} \phi$. By direct computation and the assumption that $k \geq -1$, we find

$$\max_{\phi \in [\phi_1, \phi_2]} \left(\frac{p_2''}{2p_2} - \frac{3(p_2')^2}{4p_2^2} \right) = -\frac{k+1}{2},$$

which implies that

$$\lambda_{phi}(\alpha) \geq \frac{\pi^2}{4\alpha^2} + \frac{k+1}{2} = \frac{\pi^2 + 2(k+1)\alpha^2}{4\alpha^2}.$$

Hence,

$$\|h\|_{L^2(d\mu)}^2 \leq \frac{4\alpha^2}{\pi^2 + 2(k+1)\alpha^2} E_{phi}(h).$$

When α is restricted on $(0, \frac{\pi}{6}]$, we obtain

$$\|h\|_{L^2(d\mu)}^2 \leq \frac{2}{19+k} E_{phi}(h). \quad (4.14)$$

Finally, one can directly check that $g \perp h$ in $L^2(d\mu)$, $\rho \partial_\rho g \perp \rho \partial_\rho h$ in $L^2(d\mu)$ and $\partial_\phi g = 0$. Therefore, $\|f\|_{L^2(d\mu)}^2 = \|g\|_{L^2(d\mu)}^2 + \|h\|_{L^2(d\mu)}^2$ and

$$E_{rho}(f) = E_{rho}(g) + E_{rho}(h) \geq E_{rho}(g), \quad E_{phi}(f) = E_{phi}(h). \quad (4.15)$$

Taking advantage of (4.13) and (4.14), and then using (4.15), we conclude that

$$\begin{aligned} \|f\|_{L^2(d\mu)}^2 &= \|g\|_{L^2(d\mu)}^2 + \|h\|_{L^2(d\mu)}^2 \leq \frac{4}{(j+1)^2} E_{rho}(g) + \frac{2}{19+k} E_{phi}(h) \\ &\leq \frac{4}{(j+1)^2} E_{rho}(f) + \frac{2}{19+k} E_{phi}(f). \end{aligned}$$

This proves (4.9), thereby completing the proof of the lemma. \square

5. APPLICATIONS OF THE ANISOTROPIC HARDY'S INEQUALITY IN D_m

5.1. Hardy's inequality for v_θ and v_θ/ρ . In this section, we will present several applications of the anisotropic Hardy's inequality introduced earlier in Lemma 4.4.

Corollary 5.1. *Let $m \geq 10^3$ and $\alpha \in (0, \pi/6]$. Then for any $v_\theta \in H^1(D_m)$ such that*

$$\int_{D_m} \rho \sin \phi v_\theta \, dx = 0,$$

we have

$$\int_{D_m} \frac{f^2}{\rho^2} \, dx \leq \frac{8}{\sqrt{3}} \int_{D_m} |\partial_\rho f|^2 \, dx + \frac{1}{5\sqrt{3}} \int_{D_m} \frac{1}{\rho^2} |\partial_\phi f|^2 \, dx, \quad (5.1)$$

where $f = v_\theta$ or $\frac{v_\theta}{\rho}$.

Proof. We first treat the case when $f = \frac{v_\theta}{\rho}$. Plugging $f = \frac{v_\theta}{\rho}$, $i = 2$, $k = 1$ and $j = 0$ into Lemma 4.4 yields

$$\int_{D_m} \left| \frac{1}{\rho} \frac{v_\theta}{\rho} \right|^2 \sin \phi \, dx \leq 4 \int_{D_m} \left| \partial_\rho \left(\frac{v_\theta}{\rho} \right) \right|^2 \sin \phi \, dx + \frac{1}{10} \int_{D_m} \left| \frac{1}{\rho} \partial_\phi \left(\frac{v_\theta}{\rho} \right) \right|^2 \sin \phi \, dx.$$

Since $\alpha \in (0, \pi/6]$, then $\sin \phi \geq \frac{\sqrt{3}}{2}$ for any $\phi \in [\phi_1, \phi_2]$. As a result,

$$\begin{aligned} \int_{D_m} \left| \frac{1}{\rho} \frac{v_\theta}{\rho} \right|^2 \, dx &\leq \frac{2}{\sqrt{3}} \int_{D_m} \left| \frac{1}{\rho} \frac{v_\theta}{\rho} \right|^2 \sin \phi \, dx \\ &\leq \frac{2}{\sqrt{3}} \left(4 \int_{D_m} \left| \partial_\rho \left(\frac{v_\theta}{\rho} \right) \right|^2 \, dx + \frac{1}{10} \int_{D_m} \left| \frac{1}{\rho} \partial_\phi \left(\frac{v_\theta}{\rho} \right) \right|^2 \, dx \right). \end{aligned}$$

which justifies (5.1) for the case $f = v_\theta/\rho$.

The proof for the case $f = v_\theta$ can be carried out similarly by plugging $f = v_\theta$, $i = 1$, $k = 1$ and $j = 0$ into Lemma 4.4, we omit the details. \square

Corollary 5.2. *Let $m \geq 10^3$ and $\alpha \in (0, \pi/6]$. Let \mathbf{v} be the strong solution of the problem (1.12) on D_m under the boundary condition (2.2) as stated in Proposition 2.4 with*

$$\int_{D_m} \rho \sin \phi v_{\theta,0}(x) \, dx = 0.$$

Then

$$\begin{cases} \left\| \frac{v_\rho}{\rho} \right\|_{L^2(D_m)} \leq \sqrt{\frac{2}{19}} \left\| \frac{1}{\rho} \partial_\phi v_\rho \right\|_{L^2(D_m)} \leq \sqrt{\frac{2}{19}} \|\nabla v_\rho\|_{L^2(D_m)}, \\ \left\| \frac{v_\phi}{\rho} \right\|_{L^2(D_m)} \leq \frac{\sqrt{3}}{5} \left\| \frac{1}{\rho} \partial_\phi v_\phi \right\|_{L^2(D_m)} \leq \frac{\sqrt{3}}{5} \|\nabla v_\phi\|_{L^2(D_m)}, \\ \left\| \frac{v_\theta}{\rho} \right\|_{L^2(D_m)} \leq \sqrt{5} \|\nabla v_\theta\|_{L^2(D_m)}. \end{cases} \quad (5.2)$$

Proof. Firstly, (5.2)₃ follows directly from Corollary 5.1 by choosing $f = v_\theta$ in (5.1) since $\max \left\{ \frac{8}{\sqrt{3}}, \frac{1}{5\sqrt{3}} \right\} < 5$. Secondly,

$$\left\| \frac{v_\rho}{\rho} \right\|_{L^2(D_m)}^2 = 2\pi \int_{\frac{1}{m}}^1 \int_{\frac{\pi}{2}-\alpha}^{\frac{\pi}{2}+\alpha} v_\rho^2 \sin \phi \, d\phi \, d\rho.$$

Thanks to Lemma 2.5, we can apply Poincaré inequality (4.1) to obtain

$$\int_{\frac{\pi}{2}-\alpha}^{\frac{\pi}{2}+\alpha} v_\rho^2 \sin \phi \, d\phi \leq \frac{2}{19} \int_{\frac{\pi}{2}-\alpha}^{\frac{\pi}{2}+\alpha} (\partial_\phi v_\rho)^2 \sin \phi \, d\phi.$$

As a result,

$$\left\| \frac{v_\rho}{\rho} \right\|_{L^2(D_m)}^2 \leq \frac{2}{19} \cdot 2\pi \int_0^1 \int_{\frac{\pi}{2}-\alpha}^{\frac{\pi}{2}+\alpha} (\partial_\phi v_\rho)^2 \sin \phi \, d\phi \, d\rho = \frac{2}{19} \|\nabla v_\phi\|_{L^2(D_m)}^2,$$

which implies (5.2)₁. Finally, similar to the derivation of (5.2)₁, we take advantage of the fact that $v_\phi = 0$ on rays $R_{1,m} \cup R_{2,m}$ to apply Poincaré inequality (4.2) to justify (5.2)₂. \square

The following corollary plays a crucial role in the proof of Lemma 8.4 (see the estimate after (8.48)). We emphasize that it is absolutely necessary for the constant appearing in the inequality to be strictly less than 1, which will be achieved thanks to Corollary 5.1.

Corollary 5.3. *Let $g = \frac{v_\theta}{\rho}$, where v_θ is the function in Corollary 5.1. Then for any $m \geq 10^3$ and $\alpha \in (0, \pi/6]$,*

$$\left| \int_{D_m} \cot \phi \frac{\partial_\phi g}{\rho} \frac{g}{\rho} \, dx \right| \leq 0.7 \|\nabla g\|_{L^2(D_m)}^2.$$

Proof. Firstly, it follows from Corollary 5.1 that

$$\left\| \frac{g}{\rho} \right\|_{L^2(D_m)}^2 \leq \frac{8}{\sqrt{3}} \|\partial_\rho g\|_{L^2(D_m)}^2 + \frac{1}{5\sqrt{3}} \left\| \frac{1}{\rho} \partial_\phi g \right\|_{L^2(D_m)}^2,$$

which implies that

$$\left\| \frac{g}{\rho} \right\|_{L^2(D_m)} \leq 2^{\frac{3}{2}} 3^{-\frac{1}{4}} \|\partial_\rho g\|_{L^2(D_m)} + 5^{-\frac{1}{2}} 3^{-\frac{1}{4}} \left\| \frac{1}{\rho} \partial_\phi g \right\|_{L^2(D_m)}.$$

Consequently,

$$\begin{aligned} \left| \int_{D_m} \cot \phi \frac{\partial_\phi g}{\rho} \frac{g}{\rho} \, dx \right| &\leq 3^{-\frac{1}{2}} \left\| \frac{\partial_\phi g}{\rho} \right\|_{L^2(D_m)} \left\| \frac{g}{\rho} \right\|_{L^2(D_m)} \\ &\leq 2^{\frac{3}{2}} 3^{-\frac{3}{4}} \left\| \frac{\partial_\phi g}{\rho} \right\|_{L^2(D_m)} \|\partial_\rho g\|_{L^2(D_m)} + 5^{-\frac{1}{2}} 3^{-\frac{3}{4}} \left\| \frac{\partial_\phi g}{\rho} \right\|_{L^2(D_m)}^2. \end{aligned}$$

Applying Cauchy-Schwarz inequality, for any $\lambda > 0$,

$$\begin{aligned} \left| \int_{D_m} \cot \phi \frac{\partial_\phi g}{\rho} \frac{g}{\rho} \, dx \right| &\leq \lambda \|\partial_\rho g\|_{L^2(D_m)}^2 + \left(\frac{2^3 3^{-\frac{3}{2}}}{4\lambda} + 5^{-\frac{1}{2}} 3^{-\frac{3}{4}} \right) \left\| \frac{\partial_\phi g}{\rho} \right\|_{L^2(D_m)}^2 \\ &\leq \lambda \|\partial_\rho g\|_{L^2(D_m)}^2 + \left(\frac{0.4}{\lambda} + \frac{1}{9} \right) \left\| \frac{\partial_\phi g}{\rho} \right\|_{L^2(D_m)}^2. \end{aligned}$$

Taking $\lambda = 0.7$ yields

$$\left| \int_{D_m} \cot \phi \frac{\partial_\phi g}{\rho} \frac{g}{\rho} \, dx \right| \leq 0.7 \|\partial_\rho g\|_{L^2(D_m)}^2 + 0.7 \left\| \frac{\partial_\phi g}{\rho} \right\|_{L^2(D_m)}^2 = 0.7 \|\nabla g\|_{L^2(D_m)}^2.$$

\square

5.2. Korn's inequality for $v_\theta e_\theta$. Let $\mathbb{S}(\mathbf{v})$ be the strain tensor, defined as $\mathbb{S}(\mathbf{v}) := \frac{1}{2}(\nabla \mathbf{v} + \nabla \mathbf{v}^\top)$. In literature, for domains with smooth boundary, the well-known Korn's inequality would be valid under certain conditions. For example, if we pretend that our approximating domain D_m has a smooth boundary (say C^2), then based on [14, Theorem 1], the kernel of the strain operator in

$$\{\mathbf{h} \in H^1(\Omega) : \mathbf{h} \cdot \mathbf{n} = 0 \text{ on } \partial\Omega\}$$

is

$$\mathcal{N} \stackrel{\text{def}}{=} \{C\rho \sin \phi \mathbf{e}_\theta : C \in \mathbb{R}\}.$$

Denote $P_{\mathcal{N}} : H^1(D_m) \rightarrow \mathcal{N}$ to be the related projection operator, then it follows from [36, Lemma 4.1 and Lemma 4.2] that

$$\|\nabla \mathbf{v}\|_{L^2(D_m)} \leq C_m \|\mathbb{S}\mathbf{v}\|_{L^2(D_m)},$$

as long as $\mathbf{v} \in \mathcal{N}^\perp$. However, the domain D_m in our paper is only Lipschitz, so the above inequality may not be applied directly. Meanwhile, it is not clear if the constants $\{C_m\}_{m \geq 10^3}$ have an upper bound that is uniform in m . Next, by taking advantage of the anisotropic Hardy's inequality in Lemma 4.4, we manage to establish a Korn's inequality for the θ -component of \mathbf{v} with an absolute constant $\frac{8}{3}$, see (5.9) in Corollary 5.4.

For future references, we introduce some notations below. Recalling the appendix A.1 in [24], we know that

$$\nabla \mathbf{v} = \begin{pmatrix} \partial_\rho v_\rho & \frac{1}{\rho}(\partial_\phi v_\rho - v_\phi) & -\frac{1}{\rho}v_\theta \\ \partial_\rho v_\phi & \frac{1}{\rho}(\partial_\phi v_\phi + v_\rho) & -\frac{\cot \phi}{\rho}v_\theta \\ \partial_\rho v_\theta & \frac{1}{\rho}\partial_\phi v_\theta & \frac{1}{\rho}(v_\rho + \cot \phi v_\phi) \end{pmatrix} \quad (5.3)$$

in the spherical coordinates. Let $\mathbf{b} = v_\rho \mathbf{e}_\rho + v_\phi \mathbf{e}_\phi$ be the vector obtained by subtracting the θ -component from \mathbf{v} . Then

$$\nabla \mathbf{b} = \begin{pmatrix} \partial_\rho v_\rho & \frac{1}{\rho}(\partial_\phi v_\rho - v_\phi) & 0 \\ \partial_\rho v_\phi & \frac{1}{\rho}(\partial_\phi v_\phi + v_\rho) & 0 \\ 0 & 0 & \frac{1}{\rho}(v_\rho + \cot \phi v_\phi) \end{pmatrix}, \quad (5.4)$$

and

$$\nabla(v_\theta \mathbf{e}_\theta) = \begin{pmatrix} 0 & 0 & -\frac{1}{\rho}v_\theta \\ 0 & 0 & -\frac{\cot \phi}{\rho}v_\theta \\ \partial_\rho v_\theta & \frac{1}{\rho}\partial_\phi v_\theta & 0 \end{pmatrix}. \quad (5.5)$$

Combining (5.3)–(5.5) leads to

$$\begin{aligned} |\nabla \mathbf{v}|^2 &= |\nabla \mathbf{b}|^2 + |\nabla(v_\theta \mathbf{e}_\theta)|^2 \\ &= |\nabla \mathbf{b}|^2 + (\partial_\rho v_\theta)^2 + \left(\frac{1}{\rho}\partial_\phi v_\theta\right)^2 + \frac{1}{\sin^2 \phi} \left(\frac{v_\theta}{\rho}\right)^2. \end{aligned} \quad (5.6)$$

On the other hand, it follows from (5.5) and the definition of the strain tensor \mathbb{S} that

$$\mathbb{S}(v_\theta \mathbf{e}_\theta) = \begin{pmatrix} 0 & 0 & \frac{1}{2}\partial_\rho v_\theta - \frac{1}{2\rho}v_\theta \\ 0 & 0 & \frac{1}{2\rho}\partial_\phi v_\theta - \frac{\cot \phi}{2\rho}v_\theta \\ \frac{1}{2}\partial_\rho v_\theta - \frac{1}{2\rho}v_\theta & \frac{1}{2\rho}\partial_\phi v_\theta - \frac{\cot \phi}{2\rho}v_\theta & 0 \end{pmatrix}. \quad (5.7)$$

Corollary 5.4 (Korn's inequality for $v_\theta \mathbf{e}_\theta$). *Let $m \geq 10^3$ and $\alpha \in (0, \pi/6]$. Let $v_\theta \in H^1(D_m)$ be an axially symmetric function that satisfies*

$$\int_{D_m} \rho \sin \phi v_\theta \, dx = 0. \quad (5.8)$$

Then

$$\int_{D_m} |\nabla(v_\theta \mathbf{e}_\theta)|^2 \, dx \leq \frac{8}{3} \int_{D_m} |\mathbb{S}(v_\theta \mathbf{e}_\theta)|^2 \, dx. \quad (5.9)$$

Proof. According to the expressions in (5.5) and (5.7), we know

$$|\nabla(v_\theta \mathbf{e}_\theta)|^2 = (\partial_\rho v_\theta)^2 + \left(\frac{1}{\rho} \partial_\phi v_\theta\right)^2 + (1 + \cot^2 \phi) \left(\frac{v_\theta}{\rho}\right)^2$$

and

$$|\mathbb{S}(v_\theta \mathbf{e}_\theta)|^2 = \frac{1}{2} \left(\partial_\rho v_\theta - \frac{v_\theta}{\rho}\right)^2 + \frac{1}{2} \left(\frac{\partial_\phi v_\theta}{\rho} - \frac{\cot \phi}{\rho} v_\theta\right)^2.$$

Therefore, (5.9) boils down to the following estimate.

$$\begin{aligned} & \int_{D_m} \left[(\partial_\rho v_\theta)^2 + \left(\frac{1}{\rho} \partial_\phi v_\theta\right)^2 + \frac{1}{\sin^2 \phi} \left(\frac{v_\theta}{\rho}\right)^2 \right] dx \\ & \leq \frac{4}{3} \int_{D_m} \left[\left(\partial_\rho v_\theta - \frac{v_\theta}{\rho}\right)^2 + \left(\frac{\partial_\phi v_\theta}{\rho} - \frac{\cot \phi}{\rho} v_\theta\right)^2 \right] dx. \end{aligned} \quad (5.10)$$

Define

$$w(\rho, \phi) \stackrel{\text{def}}{=} \frac{v_\theta(\rho, \phi)}{\rho \sin \phi}. \quad (5.11)$$

Since $\alpha \in (0, \pi/6]$, we know $\phi \in [\frac{\pi}{2} - \alpha, \frac{\pi}{2} + \alpha] \subseteq [\pi/3, 2\pi/3]$, hence $\sin \phi \geq \frac{\sqrt{3}}{2}$ and (5.11) is well-defined. From $v_\theta = \rho \sin \phi w$, a direct computation gives

$$\partial_\rho v_\theta - \frac{v_\theta}{\rho} = \rho \sin \phi \partial_\rho w \quad \text{and} \quad \frac{1}{\rho} \partial_\phi v_\theta - \frac{\cot \phi}{\rho} v_\theta = \sin \phi \partial_\phi w.$$

Therefore,

$$\begin{aligned} & \int_{D_m} \left[\left(\partial_\rho v_\theta - \frac{v_\theta}{\rho}\right)^2 + \left(\frac{\partial_\phi v_\theta}{\rho} - \frac{\cot \phi}{\rho} v_\theta\right)^2 \right] dx \\ & = \int_{D_m} [\rho^2 \sin^2 \phi |\partial_\rho w|^2 + \sin^2 \phi |\partial_\phi w|^2] dx. \end{aligned} \quad (5.12)$$

Meanwhile, the mean-zero condition (5.8) becomes

$$\int_{D_m} \rho^2 \sin^2 \phi w(\rho, \phi) dx = 0.$$

Applying Lemma 4.4 (with $i = 2$, $j = 2$ and $k = 2$), it follows that

$$\int_{D_m} \sin^2 \phi w^2 dx \leq \frac{4}{9} \int_{D_m} \rho^2 \sin^2 \phi |\partial_\rho w|^2 dx + \frac{2}{21} \int_{D_m} \sin^2 \phi |\partial_\phi w|^2 dx. \quad (5.13)$$

We now estimate the three terms on the left-hand side of (5.10). Indeed, since

$$\begin{cases} v_\theta/\rho &= \sin \phi w, \\ \partial_\rho v_\theta &= \rho \sin \phi \partial_\rho w + \sin \phi w, \\ \frac{1}{\rho} \partial_\phi v_\theta &= \sin \phi \partial_\phi w + \cos \phi w, \end{cases}$$

it follows from Cauchy-Schwarz inequality that

$$\begin{aligned} (\partial_\rho v_\theta)^2 + \left(\frac{1}{\rho} \partial_\phi v_\theta\right)^2 + \frac{1}{\sin^2 \phi} \left(\frac{v_\theta}{\rho}\right)^2 & \leq \left(\lambda_1 \rho^2 \sin^2 \phi (\partial_\rho w)^2 + \frac{1}{4\lambda_1} w^2 \sin^2 \phi\right) \\ & \quad + \left(\lambda_2 \sin^2 \phi (\partial_\phi w)^2 + \frac{1}{4\lambda_2} w^2 \cos^2 \phi\right) \\ & \quad + (1 + \cot^2 \phi) w^2 \sin^2 \phi, \end{aligned}$$

where λ_1 and λ_2 are arbitrary positive constants. Since $\phi \in [\pi/3, 2\pi/3]$, then $\cot^2 \phi \leq 1/3$, so rearranging the above estimate yields

$$\begin{aligned} (\partial_\rho v_\theta)^2 + \left(\frac{1}{\rho} \partial_\phi v_\theta\right)^2 + \frac{1}{\sin^2 \phi} \left(\frac{v_\theta}{\rho}\right)^2 &\leq \lambda_1 \rho^2 \sin^2 \phi (\partial_\rho w)^2 + \lambda_2 \sin^2 \phi (\partial_\phi w)^2 \\ &\quad + \left(\frac{4}{3} + \frac{1}{4\lambda_1} + \frac{1}{12\lambda_2}\right) w^2 \sin^2 \phi. \end{aligned}$$

Integrating the above inequality on D_m and applying (5.13) leads to

$$\begin{aligned} &\int_{D_m} \left[(\partial_\rho v_\theta)^2 + \left(\frac{1}{\rho} \partial_\phi v_\theta\right)^2 + \frac{1}{\sin^2 \phi} \left(\frac{v_\theta}{\rho}\right)^2 \right] dx \\ &\leq \left[\lambda_1 + \frac{4}{9} \left(\frac{4}{3} + \frac{1}{4\lambda_1} + \frac{1}{12\lambda_2} \right) \right] \int_{D_m} \rho^2 \sin^2 \phi (\partial_\rho w)^2 dx \\ &\quad + \left[\lambda_2 + \frac{2}{21} \left(\frac{4}{3} + \frac{1}{4\lambda_1} + \frac{1}{12\lambda_2} \right) \right] \int_{D_m} \sin^2 \phi (\partial_\phi w)^2 dx. \end{aligned}$$

Choosing $\lambda_1 = \frac{1}{3}$ and $\lambda_2 = 1$ in the above estimate yields

$$\begin{aligned} &\int_{D_m} (\partial_\rho v_\theta)^2 + \left(\frac{1}{\rho} \partial_\phi v_\theta\right)^2 + \frac{1}{\sin^2 \phi} \left(\frac{v_\theta}{\rho}\right)^2 dx \\ &\leq \frac{4}{3} \int_{D_m} \rho^2 \sin^2 \phi (\partial_\rho w)^2 dx + \frac{4}{3} \int_{D_m} \sin^2 \phi (\partial_\phi w)^2 dx \\ &= \frac{4}{3} \int_{D_m} \left(\partial_\rho v_\theta - \frac{v_\theta}{\rho} \right)^2 dx + \frac{4}{3} \int_{D_m} \left(\frac{\partial_\phi v_\theta}{\rho} - \frac{\cot \phi}{\rho} v_\theta \right)^2 dx, \end{aligned}$$

which justifies (5.10). Here we have used (5.12). The proof is finished. \square

6. FUNDAMENTAL ENERGY ESTIMATES FOR THE VELOCITY IN D_m

In this section, we will establish the fundamental energy estimate for the solution v on the approximating domains D_m .

Lemma 6.1. *Let $m \geq 10^3$ and $\alpha \in (0, \pi/6]$. Let \mathbf{v} be the strong solution of (1.12) on $D_m \times [0, T]$ under the boundary condition (2.2). Then for any fixed $t \in (0, T)$, the following integral identity holds.*

$$\begin{aligned} \int_{D_m} \mathbf{v} \cdot \Delta \mathbf{v} dx &= - \int_{D_m} |\nabla \mathbf{b}|^2 dx - 2 \int_{D_m} |\mathbb{S}(v_\theta \mathbf{e}_\theta)|^2 dx \\ &\quad + \int_{D_m} \frac{1}{\rho^2} v_\phi^2 (2\eta_m + 2\rho\eta'_m - 1) dx + \int_{D_m} \frac{1}{\rho} (\partial_\rho v_\phi^2) (2\eta_m - 1) dx, \end{aligned} \quad (6.1)$$

where $\eta_m(\rho) \stackrel{\text{def}}{=} \sin \left[\frac{\pi}{2} \left(\frac{m}{m-1} \rho - \frac{1}{m-1} \right) \right]$ is the cut-off function defined in (2.6) in Lemma 2.3.

Proof. Using integration by parts, we find

$$\int_{D_m} \mathbf{v} \cdot \Delta \mathbf{v} dx = - \int_{D_m} |\nabla \mathbf{v}|^2 dx + \frac{1}{2} \int_{\partial D_m} \nabla(|\mathbf{v}|^2) \cdot \mathbf{n} dS. \quad (6.2)$$

Based on (5.6),

$$- \int_{D_m} |\nabla \mathbf{v}|^2 dx = - \int_{D_m} |\nabla \mathbf{b}|^2 dx - \int_{D_m} \left[(\partial_\rho v_\theta)^2 + \left(\frac{1}{\rho} \partial_\phi v_\theta\right)^2 + \frac{1}{\sin^2 \phi} \left(\frac{v_\theta}{\rho}\right)^2 \right] dx. \quad (6.3)$$

Now we handle the boundary term.

$$\int_{\partial D_m} \nabla(|\mathbf{v}|^2) \cdot \mathbf{n} \, dS = \underbrace{\int_{R_{1,m} \cup R_{2,m}} \nabla(|\mathbf{v}|^2) \cdot \mathbf{n} \, dS}_{B_1} + \underbrace{\int_{A_{1,m} \cup A_{2,m}} \nabla(|\mathbf{v}|^2) \cdot \mathbf{n} \, dS}_{B_2}. \quad (6.4)$$

Firstly,

$$\begin{aligned} B_1 &= - \int_{R_{1,m}} \frac{1}{\rho} \partial_\phi(|\mathbf{v}|^2) \, dS + \int_{R_{2,m}} \frac{1}{\rho} \partial_\phi(|\mathbf{v}|^2) \, dS \\ &= -2\pi \int_{\frac{1}{m}}^1 \partial_\phi(|\mathbf{v}|^2) \Big|_{\phi=\frac{\pi}{2}-\alpha} \sin\left(\frac{\pi}{2}-\alpha\right) \, d\rho + 2\pi \int_{\frac{1}{m}}^1 \partial_\phi(|\mathbf{v}|^2) \Big|_{\phi=\frac{\pi}{2}+\alpha} \sin\left(\frac{\pi}{2}+\alpha\right) \, d\rho. \end{aligned}$$

Noticing that $v_\phi = \partial_\phi v_\rho = 0$ and $\partial_\phi v_\theta = \cot \phi v_\theta$ on $R_{1,m} \cup R_{2,m}$, one deduces

$$\begin{aligned} B_1 &= 4\pi \int_{\frac{1}{m}}^1 \left[\cos\left(\frac{\pi}{2}+\alpha\right) v_\theta^2\left(\rho, \frac{\pi}{2}+\alpha\right) - \cos\left(\frac{\pi}{2}-\alpha\right) v_\theta^2\left(\rho, \frac{\pi}{2}-\alpha\right) \right] \, d\rho \\ &= 4\pi \int_{\frac{1}{m}}^1 \int_{\frac{\pi}{2}-\alpha}^{\frac{\pi}{2}+\alpha} \partial_\phi [\cos \phi v_\theta^2(\rho, \phi)] \, d\phi \, d\rho \\ &= 4 \int_{D_m} \frac{\cot \phi}{\rho^2} v_\theta \partial_\phi v_\theta \, dx - 2 \int_{D_m} \frac{v_\theta^2}{\rho^2} \, dx. \end{aligned} \quad (6.5)$$

Meanwhile, since $v_\rho = 0$, $\partial_\rho v_\phi = \frac{1}{\rho} v_\phi$, and $\partial_\rho v_\theta = \frac{1}{\rho} v_\theta$ on $A_{2,m}$, while $v_\rho = 0$, $\partial_\rho v_\phi = -\frac{1}{\rho} v_\phi$, and $\partial_\rho v_\theta = \frac{1}{\rho} v_\theta$ on $A_{1,m}$, it follows that

$$\begin{aligned} B_2 &= 2\pi \int_{\frac{\pi}{2}-\alpha}^{\frac{\pi}{2}+\alpha} \partial_\rho(|\mathbf{v}|^2) \rho^2 \sin \phi \, d\phi \Big|_{\rho=1} - 2\pi \int_{\frac{\pi}{2}-\alpha}^{\frac{\pi}{2}+\alpha} \partial_\rho(|\mathbf{v}|^2) \rho^2 \sin \phi \, d\phi \Big|_{\rho=\frac{1}{m}} \\ &= 2\pi \int_{\frac{\pi}{2}-\alpha}^{\frac{\pi}{2}+\alpha} (2v_\phi \partial_\rho v_\phi + 2v_\theta \partial_\rho v_\theta) \rho^2 \sin \phi \, d\phi \Big|_{\rho=1} \\ &\quad - 2\pi \int_{\frac{\pi}{2}-\alpha}^{\frac{\pi}{2}+\alpha} (2v_\phi \partial_\rho v_\phi + 2v_\theta \partial_\rho v_\theta) \rho^2 \sin \phi \, d\phi \Big|_{\rho=\frac{1}{m}} \\ &= 4\pi \int_{\frac{\pi}{2}-\alpha}^{\frac{\pi}{2}+\alpha} (v_\phi^2 + v_\theta^2) \rho \sin \phi \, d\phi \Big|_{\rho=1} + 4\pi \int_{\frac{\pi}{2}-\alpha}^{\frac{\pi}{2}+\alpha} (v_\phi^2 - v_\theta^2) \rho \sin \phi \, d\phi \Big|_{\rho=\frac{1}{m}}. \end{aligned}$$

Rearranging the above terms leads to

$$B_2 = \underbrace{4\pi \int_{\frac{\pi}{2}-\alpha}^{\frac{\pi}{2}+\alpha} v_\phi^2 \rho \sin \phi \, d\phi \Big|_{\rho=1}}_{B_{21}} + \underbrace{4\pi \int_{\frac{\pi}{2}-\alpha}^{\frac{\pi}{2}+\alpha} v_\phi^2 \rho \sin \phi \, d\phi \Big|_{\rho=\frac{1}{m}}}_{B_{22}} + \underbrace{4\pi \int_{\frac{\pi}{2}-\alpha}^{\frac{\pi}{2}+\alpha} v_\theta^2 \rho \sin \phi \, d\phi \Big|_{\rho=\frac{1}{m}}}_{B_{23}}.$$

To rewrite B_{21} and B_{22} in a form of volume integration, we use the cut-off function $\eta_m(\rho)$ which is defined in Lemma 2.3. By the Newton-Leibniz formula, we have, since $\eta_m = 1$ at $\rho = 1$ while $\eta_m = 0$ at $\rho = \frac{1}{m}$:

$$\begin{aligned} B_{21} &= 4\pi \int_{\frac{\pi}{2}-\alpha}^{\frac{\pi}{2}+\alpha} \int_{\frac{1}{m}}^1 \partial_\rho [\rho \sin \phi v_\phi^2 \eta_m(\rho)] \, d\rho \, d\phi \\ &= 2 \int_{D_m} \frac{v_\phi^2}{\rho^2} \eta_m(\rho) \, dx + 2 \int_{D_m} \frac{1}{\rho} (\partial_\rho v_\phi^2) \eta_m(\rho) \, dx + 2 \int_{D_m} \frac{v_\phi^2}{\rho} \eta'_m(\rho) \, dx, \end{aligned} \quad (6.6)$$

and

$$\begin{aligned}
B_{22} &= 4\pi \int_{\frac{\pi}{2}-\alpha}^{\frac{\pi}{2}+\alpha} \rho \sin \phi v_\phi^2 d\phi \Big|_{\rho=\frac{1}{m}} - B_{21} + B_{21} \\
&= -4\pi \int_{\frac{\pi}{2}-\alpha}^{\frac{\pi}{2}+\alpha} \int_{\frac{1}{m}}^1 \partial_\rho (\rho \sin \phi v_\phi^2) d\rho d\phi + B_{21} \\
&= -4\pi \int_{\frac{\pi}{2}-\alpha}^{\frac{\pi}{2}+\alpha} \int_{\frac{1}{m}}^1 [\sin \phi v_\phi^2 + \rho \sin \phi (\partial_\rho v_\phi^2)] d\rho d\phi + B_{21} \\
&= -2 \int_{D_m} \left[\frac{1}{\rho^2} v_\phi^2 + \frac{1}{\rho} (\partial_\rho v_\phi^2) \right] dx + B_{21}.
\end{aligned} \tag{6.7}$$

Finally, using Newton-Leibniz formula yields

$$B_{23} = 4\pi \int_{\frac{1}{m}}^1 \int_{\frac{\pi}{2}-\alpha}^{\frac{\pi}{2}+\alpha} \partial_\rho (\rho v_\theta^2) \sin \phi d\phi d\rho = 2 \int_{D_m} \frac{v_\theta^2}{\rho^2} dx + 4 \int_{D_m} \frac{1}{\rho} v_\theta \partial_\rho v_\theta dx. \tag{6.8}$$

Substituting (6.5), (6.6), (6.7) and (6.8) into (6.4) yields

$$\begin{aligned}
\int_{\partial D_m} \nabla |\mathbf{v}|^2 \cdot \mathbf{n} dS &= 4 \int_{D_m} \frac{1}{\rho} v_\theta \partial_\rho v_\theta dx + 4 \int_{D_m} \frac{\cot \phi}{\rho^2} v_\theta \partial_\phi v_\theta dx \\
&\quad + 2 \int_{D_m} \frac{1}{\rho^2} v_\phi^2 (2\eta_m + 2\rho\eta'_m - 1) dx + 2 \int_{D_m} \frac{1}{\rho} (\partial_\rho v_\phi^2) (2\eta_m - 1) dx.
\end{aligned}$$

Combining this identity with (6.3), it then follows from (6.2) that

$$\begin{aligned}
\int_{D_m} \mathbf{v} \cdot \Delta \mathbf{v} dx &= - \int_{D_m} |\nabla \mathbf{b}|^2 dx - \int_{D_m} \left[(\partial_\rho v_\theta)^2 + \left(\frac{1}{\rho} \partial_\phi v_\theta \right)^2 + \frac{1}{\sin^2 \phi} \left(\frac{v_\theta}{\rho} \right)^2 \right] dx \\
&\quad + 2 \int_{D_m} \left[\frac{1}{\rho} v_\theta \partial_\rho v_\theta + \frac{\cot \phi}{\rho^2} v_\theta \partial_\phi v_\theta \right] dx \\
&\quad + 2 \int_{D_m} \frac{1}{\rho^2} v_\phi^2 (2\eta_m + 2\rho\eta'_m - 1) dx + 2 \int_{D_m} \frac{1}{\rho} (\partial_\rho v_\phi^2) (2\eta_m - 1) dx.
\end{aligned} \tag{6.9}$$

Noting that

$$\begin{aligned}
&- \left[(\partial_\rho v_\theta)^2 + \left(\frac{1}{\rho} \partial_\phi v_\theta \right)^2 + \frac{1}{\sin^2 \phi} \left(\frac{v_\theta}{\rho} \right)^2 \right] + 2 \left[\frac{1}{\rho} v_\theta \partial_\rho v_\theta + \frac{\cot \phi}{\rho^2} v_\theta \partial_\phi v_\theta \right] \\
&= - \left(\partial_\rho v_\theta - \frac{v_\theta}{\rho} \right)^2 - \left(\frac{1}{\rho} \partial_\phi v_\theta - \frac{\cot \phi}{\rho} v_\theta \right)^2 = -2 |\mathbb{S}(v_\theta \mathbf{e}_\theta)|^2,
\end{aligned}$$

where the last equality is due to (5.7), we have justified (6.1) from (6.9). \square

Now we are ready for the fundamental energy inequality:

Proposition 6.2. *Let $m \geq 10^3$ and $\alpha \in (0, \pi/6]$. Let \mathbf{v} be the strong solution of (1.12) on $D_m \times [0, T]$ under the boundary condition (2.2) whose initial data satisfies*

$$\int_{D_m} \rho \sin \phi v_{\theta,0} dx = 0. \tag{6.10}$$

Then the following energy estimate holds:

$$\int_{D_m} |\mathbf{v}(x, T)|^2 dx + \frac{3}{4} \int_0^T \int_{D_m} |\nabla \mathbf{v}(x, s)|^2 dx ds \leq \int_{D_m} |\mathbf{v}_0|^2 dx. \tag{6.11}$$

Proof. Multiplying \mathbf{v} on both sides of the original Navier-Stokes equation (1.11) and then integrating over D_m , we find

$$\int_{D_m} \mathbf{v} \cdot [\Delta \mathbf{v} - (\mathbf{v} \cdot \nabla) \mathbf{v} - \nabla P - \partial_t \mathbf{v}] \, dx = 0.$$

Since $\mathbf{v} \cdot \mathbf{n} = 0$ on ∂D_m , one notices that

$$\int_{D_m} \mathbf{v} \cdot \nabla P \, dx = - \int_{D_m} P (\nabla \cdot \mathbf{v}) \, dx = 0,$$

and

$$\int_{D_m} \mathbf{v} \cdot [(\mathbf{v} \cdot \nabla) \mathbf{v}] \, dx = \frac{1}{2} \int_{D_m} \mathbf{v} \cdot \nabla (|\mathbf{v}|^2) \, dx = -\frac{1}{2} \int_{D_m} (\nabla \cdot \mathbf{v}) \cdot |\mathbf{v}|^2 \, dx = 0.$$

Thus we see

$$\frac{1}{2} \frac{d}{dt} \int_{D_m} |\mathbf{v}|^2 \, dx = \int_{D_m} \mathbf{v} \cdot \Delta \mathbf{v} \, dx. \quad (6.12)$$

Now we apply Lemma 6.1 to find

$$\begin{aligned} & \frac{1}{2} \frac{d}{dt} \int_{D_m} |\mathbf{v}|^2 \, dx + \int_{D_m} |\nabla \mathbf{b}|^2 \, dx + 2 \int_{D_m} |\mathbb{S}(v_\theta \mathbf{e}_\theta)|^2 \, dx \\ &= \int_{D_m} \frac{1}{\rho^2} v_\phi^2 (2\eta_m(\rho) + \rho \eta'_m(\rho) - 1) \, dx + \int_{D_m} \frac{1}{\rho} (\partial_\rho v_\phi^2) (2\eta_m(\rho) - 1) \, dx. \end{aligned} \quad (6.13)$$

According to Lemma 2.3, we know

$$|2\eta_m(\rho) + 2\rho \eta'_m(\rho) - 1| \leq \frac{9}{5} \quad \text{and} \quad |2\eta_m(\rho) - 1| \leq 1.$$

Then it follows from (6.13) that

$$\begin{aligned} & \frac{d}{dt} \int_{D_m} |\mathbf{v}|^2 \, dx + 2 \int_{D_m} |\nabla \mathbf{b}|^2 \, dx + 4 \int_{D_m} |\mathbb{S}(v_\theta \mathbf{e}_\theta)|^2 \, dx \\ & \leq \frac{18}{5} \int_{D_m} \frac{1}{\rho^2} v_\phi^2 \, dx + 2 \int_{D_m} \left| \frac{1}{\rho} (\partial_\rho v_\phi^2) \right| \, dx. \end{aligned}$$

Now we apply Corollary 5.4 to obtain

$$\begin{aligned} & \frac{d}{dt} \int_{D_m} |\mathbf{v}|^2 \, dx + 2 \int_{D_m} |\nabla \mathbf{b}|^2 \, dx + \frac{3}{2} \int_{D_m} |\nabla(v_\theta \mathbf{e}_\theta)|^2 \, dx \\ & \leq \frac{18}{5} \int_{D_m} \frac{1}{\rho^2} v_\phi^2 \, dx + 2 \int_{D_m} \left| \frac{1}{\rho} (\partial_\rho v_\phi^2) \right| \, dx. \end{aligned}$$

Using the Young inequality, for any $\lambda > 0$, one has

$$\begin{aligned} & \frac{d}{dt} \int_{D_m} |\mathbf{v}|^2 \, dx + 2 \int_{D_m} |\nabla \mathbf{b}|^2 \, dx + \frac{3}{2} \int_{D_m} |\nabla(v_\theta \mathbf{e}_\theta)|^2 \, dx \\ & \leq \left(\frac{18}{5} + \frac{4}{\lambda} \right) \left\| \frac{v_\phi}{\rho} \right\|_{L^2}^2 + \lambda \|\partial_\rho v_\phi\|_{L^2}^2. \end{aligned}$$

Setting $\lambda = \frac{5}{4}$, one derives

$$\begin{aligned} & \frac{d}{dt} \int_{D_m} |\mathbf{v}|^2 dx + 2 \int_{D_m} |\nabla \mathbf{b}|^2 dx + \frac{3}{2} \int_{D_m} |\nabla(v_\theta \mathbf{e}_\theta)|^2 dx \\ & \leq \frac{5}{4} \|\partial_\rho v_\phi\|_{L^2}^2 + 7 \left\| \frac{v_\phi}{\rho} \right\|_{L^2}^2 \\ & \leq \frac{5}{4} \|\partial_\rho v_\phi\|_{L^2}^2 + \frac{21}{25} \left\| \frac{\partial_\phi v_\phi}{\rho} \right\|_{L^2}^2, \end{aligned} \quad (6.14)$$

where the last inequality took advantage of Lemma 4.2 with the constant $C_{\pi/6, B} = \frac{3}{25}$ thanks to the boundary condition $v_\phi = 0$ on $R_{1,m} \cup R_{2,m}$.

Next, we will control the right hand side of (6.14) by $\frac{5}{4} \int_{D_m} |\nabla \mathbf{b}|^2 dx$ which can be absorbed by the left hand side of (6.14). Based on (5.4),

$$\|\nabla \mathbf{b}\|_{L^2}^2 \geq \|\partial_\rho v_\phi\|_{L^2}^2 + \|F_1\|_{L^2}^2 + \|F_2\|_{L^2}^2,$$

where

$$F_1 \stackrel{\text{def}}{=} \frac{1}{\rho} (\partial_\phi v_\phi + v_\rho), \quad \text{and} \quad F_2 \stackrel{\text{def}}{=} \frac{1}{\rho} (\partial_\phi v_\rho - v_\phi).$$

So we aim to prove

$$\frac{21}{25} \left\| \frac{\partial_\phi v_\phi}{\rho} \right\|_{L^2}^2 \leq \frac{5}{4} (\|F_1\|_{L^2}^2 + \|F_2\|_{L^2}^2). \quad (6.15)$$

Noting that $v_\phi = 0$ on rays and the weighted zero mean value of v_ρ on arcs is guaranteed by Lemma 2.5, so we can use the triangle inequality and Poincaré inequalities in Lemma 4.1 and Lemma 4.2 to obtain

$$\|F_1\|_{L^2} \geq \left\| \frac{1}{\rho} \partial_\phi v_\phi \right\|_{L^2} - \left\| \frac{v_\rho}{\rho} \right\|_{L^2} \geq \left\| \frac{1}{\rho} \partial_\phi v_\phi \right\|_{L^2} - \sqrt{\frac{2}{19}} \left\| \frac{1}{\rho} \partial_\phi v_\rho \right\|_{L^2}, \quad (6.16)$$

and

$$\|F_2\|_{L^2} \geq \left\| \frac{1}{\rho} \partial_\phi v_\rho \right\|_{L^2} - \left\| \frac{v_\phi}{\rho} \right\|_{L^2} \geq \left\| \frac{1}{\rho} \partial_\phi v_\rho \right\|_{L^2} - \frac{\sqrt{3}}{5} \left\| \frac{1}{\rho} \partial_\phi v_\phi \right\|_{L^2}. \quad (6.17)$$

Multiplying (6.16) by $\sqrt{19/2}$ and then adding to (6.17) yields

$$\sqrt{\frac{19}{2}} \|F_1\|_{L^2} + \|F_2\|_{L^2} \geq \left(\sqrt{\frac{19}{2}} - \frac{\sqrt{3}}{5} \right) \left\| \frac{1}{\rho} \partial_\phi v_\phi \right\|_{L^2}.$$

Now we square both sides and taking advantage of the Cauchy-Schwarz inequality to find

$$\left(\sqrt{\frac{19}{2}} - \frac{\sqrt{3}}{5} \right)^2 \left\| \frac{1}{\rho} \partial_\phi v_\phi \right\|_{L^2}^2 \leq \left(\frac{19}{2} + 1 \right) (\|F_1\|_{L^2}^2 + \|F_2\|_{L^2}^2).$$

By direct calculation, we get

$$\left\| \frac{1}{\rho} \partial_\phi v_\phi \right\|_{L^2}^2 \leq \frac{10}{7} (\|F_1\|_{L^2}^2 + \|F_2\|_{L^2}^2), \quad (6.18)$$

which further justifies (6.15).

Plugging (6.15) into (6.14) leads to

$$\begin{aligned} & \frac{d}{dt} \int_{D_m} |\mathbf{v}|^2 dx + 2 \int_{D_m} |\nabla \mathbf{b}|^2 dx + \frac{3}{2} \int_{D_m} |\nabla(v_\theta \mathbf{e}_\theta)|^2 dx \\ & \leq \frac{5}{4} \left(\|\partial_\rho v_\phi\|_{L^2}^2 + \|F_1\|_{L^2}^2 + \|F_2\|_{L^2}^2 \right) \leq \frac{5}{4} \|\nabla \mathbf{b}\|_{L^2}^2, \end{aligned}$$

where the last inequality is due to the expression (5.4) of \mathbf{b} . Hence,

$$\frac{d}{dt} \int_{D_m} |\mathbf{v}|^2 dx + \frac{3}{4} \int_{D_m} |\nabla \mathbf{b}|^2 dx + \frac{3}{2} \int_{D_m} |\nabla(v_\theta \mathbf{e}_\theta)|^2 dx \leq 0.$$

Since $|\nabla \mathbf{v}|^2 = |\nabla \mathbf{b}|^2 + |\nabla(v_\theta \mathbf{e}_\theta)|^2$, we conclude that

$$\frac{d}{dt} \int_{D_m} |\mathbf{v}|^2 dx + \frac{3}{4} \int_{D_m} |\nabla \mathbf{v}|^2 dx \leq 0.$$

Integrating with time on $[0, T]$, we find

$$\int_{D_m} |\mathbf{v}(x, T)|^2 dx + \frac{3}{4} \int_0^T \int_{D_m} |\nabla \mathbf{v}(x, s)|^2 dx ds \leq \int_{D_m} |\mathbf{v}_0|^2 dx. \quad (6.19)$$

□

7. L^∞ ESTIMATE OF Γ BY ITS INITIAL DATA IN D_m

In this section, we will derive an L^∞ bound for Γ in terms of the initial data. More precisely, we will show that

$$\|\Gamma(t, \cdot)\|_{L^\infty(D_m)} \leq C \|\Gamma_0\|_{L^\infty(D_m)},$$

where C is an absolute constant which is independent of m . The proof consists of two parts. First, by deriving the energy estimate of Γ , we show the space-time L^2 bound of $\Gamma(x, t)$ is uniformly bounded by initial data. Secondly, by virtue of the De Giorgi iteration, we prove that $\|\Gamma(\cdot, t)\|_{L^\infty(D_m)}$ can also be controlled by its initial data.

Lemma 7.1 (Fundamental energy of Γ). *Let $m \geq 10^3$ and $\alpha \in (0, \frac{\pi}{6}]$. Then*

$$\|\Gamma\|_{L^2_{tx}(D_m \times [0, T])} \leq 3 \|\Gamma_0\|_{L^2(D_m)}.$$

Proof. Recalling the equation (1.10) for Γ and the boundary condition (2.2) for v_θ , we find Γ is a solution to the following system:

$$\begin{cases} \Delta \Gamma - \mathbf{b} \cdot \nabla \Gamma - \frac{2}{\rho} \partial_\rho \Gamma - \frac{2 \cot \phi}{\rho^2} \partial_\phi \Gamma - \partial_t \Gamma = 0, & \text{in } D_m. \\ \partial_\phi \Gamma = 2(\cot \phi) \Gamma, & \text{on } (R_{1,m} \cup R_{2,m}) \times (0, T), \\ \partial_\rho \Gamma = \frac{2}{\rho} \Gamma, & \text{on } (A_{1,m} \cup A_{2,m}) \times (0, T). \end{cases} \quad (7.1)$$

Testing equation (7.1)₁ by Γ yields

$$\begin{aligned} & \frac{1}{2} \int_{D_m} \Gamma^2(x, T) dx + \int_0^T \int_{D_m} |\nabla \Gamma|^2 dx dt \\ &= \frac{1}{2} \int_{D_m} \Gamma_0^2(x) dx + \underbrace{\int_0^T \int_{\partial D_m} \Gamma \partial_n \Gamma dS dt - \int_0^T \int_{D_m} \frac{2}{\rho} \Gamma \partial_\rho \Gamma dx dt}_{G_1} \\ & \quad - \int_0^T \int_{D_m} \frac{2 \cot \phi}{\rho^2} \Gamma \partial_\phi \Gamma dx dt. \end{aligned} \quad (7.2)$$

Applying integration by parts, we get

$$\begin{aligned} - \int_{D_m} \frac{2}{\rho} \Gamma \partial_\rho \Gamma \, dx &= -2\pi \int_{\frac{\pi}{2}-\alpha}^{\frac{\pi}{2}+\alpha} \int_{\frac{1}{m}}^1 \rho \sin \phi \partial_\rho \Gamma^2 \, d\rho \, d\phi \\ &= \int_{D_m} \frac{\Gamma^2}{\rho^2} \, dx - 2\pi \int_{\frac{\pi}{2}-\alpha}^{\frac{\pi}{2}+\alpha} \Gamma^2 \rho \sin \phi \Big|_{\rho=\frac{1}{m}}^1 \, d\phi. \end{aligned} \quad (7.3)$$

Using the boundary condition in (7.1), the boundary integration satisfies

$$\int_{\partial D_m} \Gamma \partial_n \Gamma \, dS = 4\pi \int_{\frac{\pi}{2}-\alpha}^{\frac{\pi}{2}+\alpha} \Gamma^2 \rho \sin \phi \Big|_{\rho=\frac{1}{m}}^1 \, d\phi + 4\pi \int_{\frac{1}{m}}^1 \Gamma^2 \cos \phi \Big|_{\phi=\pi/2-\alpha}^{\pi/2+\alpha} \, d\rho. \quad (7.4)$$

Noticing the $\cos \phi$ is negative when $\phi = \pi/2 + \alpha$ and negative when $\phi = \pi/2 - \alpha$, the second term on the right hand side of (7.4) is non-positive. Meanwhile, the integral along the inner arc also carries a good sign, so we can omit it. Thus we infer from (7.3)–(7.4) that

$$\begin{aligned} &\int_{\partial D_m} \Gamma \partial_n \Gamma \, dx - \int_{D_m} \frac{2}{\rho} \Gamma \partial_\rho \Gamma \, dx \\ &\leq 2\pi \int_{\frac{\pi}{2}-\alpha}^{\pi/2+\alpha} \Gamma^2 \rho \sin \phi \Big|_{\rho=1} \, d\phi + 2\pi \int_{\frac{1}{m}}^1 \Gamma^2 \cos \phi \Big|_{\phi=\pi/2-\alpha}^{\pi/2+\alpha} \, d\rho + \int_{D_m} \frac{\Gamma^2}{\rho^2} \, dx \\ &= 2\pi \int_{\frac{1}{m}}^1 \int_{\pi/2-\alpha}^{\pi/2+\alpha} \partial_\rho (\Gamma^2 \rho^3 \eta_m) \sin \phi \, d\phi \, d\rho + 2\pi \int_{\frac{1}{m}}^1 \int_{\phi=\pi/2-\alpha}^{\pi/2+\alpha} \partial_\phi (\Gamma^2 \cos \phi) \, d\phi \, d\rho + \int_{D_m} \frac{\Gamma^2}{\rho^2} \, dx, \end{aligned}$$

where $\eta_m = \eta_m(\rho)$ refers to the cut-off function given in Lemma 2.3. Direct calculation shows

$$\begin{aligned} \int_{\partial D_m} \Gamma \partial_n \Gamma \, dx - \int_{D_m} \frac{2}{\rho} \Gamma \partial_\rho \Gamma \, dx &\leq \left(2 \int_{D_m} \rho \Gamma (\partial_\rho \Gamma) \eta_m \, dx + 3 \int_{D_m} \Gamma^2 \eta_m \, dx + \int_{D_m} \rho |\Gamma|^2 \eta'_m \, dx \right) \\ &\quad + 2 \int_{D_m} \frac{\Gamma}{\rho} \frac{\partial_\phi \Gamma}{\rho} \cot \phi \, dx. \end{aligned}$$

Substituting above in (7.2), one deduces

$$\begin{aligned} &\frac{1}{2} \int_{D_m} \Gamma^2(x, T) \, dx + \int_0^T \int_{D_m} |\nabla \Gamma|^2 \, dx \, dt \\ &= \frac{1}{2} \int_{D_m} \Gamma_0^2(x) \, dx + 2 \int_0^T \int_{D_m} \rho \Gamma (\partial_\rho \Gamma) \eta_m \, dx \, dt \\ &\quad + 3 \int_0^T \int_{D_m} \Gamma^2 \eta_m \, dx \, dt + \int_0^T \int_{D_m} \rho |\Gamma|^2 \eta'_m \, dx \, dt. \end{aligned}$$

Using Lemma 2.3 and the assumption that $m \geq 10^3$, we have $|3\eta_m + \rho\eta'_m| \leq \frac{13}{4}$. Therefore,

$$\begin{aligned} &\frac{1}{2} \int_{D_m} \Gamma^2(x, T) \, dx + \int_0^T \int_{D_m} |\nabla \Gamma|^2 \, dx \, dt \\ &\leq \frac{1}{2} \int_{D_m} \Gamma_0^2(x) \, dx + \frac{13}{4} \int_0^T \int_{D_m} \Gamma^2 \, dx \, dt + 2 \int_0^T \int_{D_m} |\Gamma| |\partial_\rho \Gamma| \, dx \, dt. \end{aligned}$$

Using Cauchy-Schwartz inequality and the Poincaré inequality Lemma 4.3, for any positive constant λ_1 ,

$$\begin{aligned} & \frac{1}{2} \int_{D_m} \Gamma^2(x, T) dx + \int_0^T \int_{D_m} |\nabla \Gamma|^2 dx dt \\ & \leq \frac{1}{2} \int_{D_m} \Gamma_0^2(x) dx + \left(\frac{13}{4} + \lambda_1 \right) \int_0^T \int_{D_m} \Gamma^2 dx dt + \lambda_1^{-1} \int_0^T \int_{D_m} |\partial_\rho \Gamma|^2 dx dt \\ & \leq \frac{1}{2} \int_{D_m} \Gamma_0^2(x) dx + \frac{2}{19} \left(\frac{13}{4} + \lambda_1 \right) \int_0^T \int_{D_m} |\nabla \Gamma|^2 dx dt + \lambda_1^{-1} \int_0^T \int_{D_m} |\partial_\rho \Gamma|^2 dx dt. \end{aligned}$$

By choosing $\lambda_1 = \sqrt{19/2}$, we deduce that

$$\frac{1}{2} \int_{D_m} \Gamma^2(x, T) dx + \int_0^T \int_{D_m} |\nabla \Gamma|^2 dx dt \leq \frac{1}{2} \int_{D_m} \Gamma_0^2(x) dx + 0.992 \int_0^T \int_{D_m} |\nabla \Gamma|^2 dx dt.$$

This indicates that

$$\int_0^T \int_{D_m} |\nabla \Gamma|^2 dx dt \leq \frac{125}{2} \int_{D_m} \Gamma_0^2(x) dx.$$

Then by Poincaré inequality Lemma 4.1 again,

$$\|\Gamma\|_{L^2_{xt}(D_m \times [0, T])} \leq \sqrt{\frac{2}{19}} \|\nabla \Gamma\|_{L^2_{xt}(D_m \times [0, T])} \leq 3 \|\Gamma_0\|_{L^2(D_m)}.$$

This completes the proof of the lemma. \square

Based on Lemma 7.1, the following lemma gives a uniform bound for Γ by De Giorgi iteration.

Lemma 7.2. *Let $m \geq 10^3$, $\alpha \in (0, \frac{\pi}{6}]$, then for any $T > 0$,*

$$\|\Gamma\|_{L^\infty(D_m \times [0, T])} \leq C_\Gamma \|\Gamma_0\|_{L^\infty(D_m)}, \quad (7.5)$$

where C_Γ is an absolute constant which is independent of m and T , given in Remark 7.3.

Proof. We only prove the positive part of (7.5), i.e.

$$\|\max\{\Gamma, 0\}\|_{L^\infty(D_m \times [0, T])} \leq C \|\Gamma_0\|_{L^\infty(D_m)},$$

since $-\Gamma$ satisfies the same equation as Γ .

Step 1: Energy estimates.

Fix $k \geq 0$ and set

$$w \stackrel{\text{def}}{=} (\Gamma - k)_+ = \max\{\Gamma - k, 0\}.$$

Test the weak form of (7.1)₁ by w .

$$\begin{aligned} & - \int_{D_m} (\partial_t \Gamma) w dx + \int_{D_m} (\Delta \Gamma) w dx - \int_{D_m} (\mathbf{b} \cdot \nabla \Gamma) w dx - \int_{D_m} \frac{2}{\rho} (\partial_\rho \Gamma) w dx \\ & - \int_{D_m} \frac{2 \cot \phi}{\rho^2} (\partial_\phi \Gamma) w dx = 0. \end{aligned} \quad (7.6)$$

Using $w = (\Gamma - k)_+$, the term for time derivative is

$$\int_{D_m} (\partial_t \Gamma) w dx = \frac{1}{2} \frac{d}{dt} \int_{D_m} w^2 dx. \quad (7.7)$$

Since $\nabla\Gamma = \nabla w$ a. e. on $\{\Gamma > k\}$ and $\nabla w = 0$ on $\{\Gamma \leq k\}$, the Laplacian term gives

$$\begin{aligned} \int_{D_m} (\Delta\Gamma)w \, dx &= - \int_{D_m} \nabla\Gamma \cdot \nabla w \, dx + \int_{\partial D_m} (\partial_n\Gamma)w \, dS \\ &= - \int_{D_m} |\nabla w|^2 \, dx + \underbrace{2\pi \int_{\frac{\pi}{2}-\alpha}^{\frac{\pi}{2}+\alpha} w(\partial_\rho\Gamma)\rho^2 \sin\phi \, d\phi}_{B_1} \Big|_{\rho=\frac{1}{m}}^1 \\ &\quad + \underbrace{2\pi \int_{\frac{1}{m}}^1 w(\partial_\phi\Gamma) \sin\phi \, d\rho}_{B_2} \Big|_{\phi=\frac{\pi}{2}-\alpha}^{\frac{\pi}{2}+\alpha}. \end{aligned} \quad (7.8)$$

In addition,

$$\int_{D_m} (\mathbf{b} \cdot \nabla\Gamma)w \, dx = \int_{D_m} (\mathbf{b} \cdot \nabla w)w \, dx = 0. \quad (7.9)$$

Plugging (7.7)–(7.9) into (7.6) yields

$$\begin{aligned} &\frac{1}{2} \frac{d}{dt} \int_{D_m} w^2 \, dx + \int_{D_m} |\nabla w|^2 \, dx \\ &= B_1 + B_2 - \int_{D_m} \frac{2}{\rho} (\partial_\rho\Gamma)w \, dx - \int_{D_m} \frac{2 \cot\phi}{\rho^2} (\partial_\phi\Gamma)w \, dx, \end{aligned} \quad (7.10)$$

where B_1 and B_2 are as defined in (7.8).

Using (7.1)₂, one deduces

$$B_2 = 2\pi \int_{\frac{1}{m}}^1 2w(w+k) \cos\phi \, d\rho \Big|_{\phi=\frac{\pi}{2}-\alpha}^{\frac{\pi}{2}+\alpha}. \quad (7.11)$$

Since $\cos\phi$ is negative at $\phi = \frac{\pi}{2} + \alpha$ and positive at $\phi = \frac{\pi}{2} - \alpha$, the right hand side of (7.11) is negative, so

$$B_2 \leq 2\pi \int_{\frac{1}{m}}^1 w(w+k) \cos\phi \, d\rho \Big|_{\phi=\frac{\pi}{2}-\alpha}^{\frac{\pi}{2}+\alpha} \leq 2\pi \int_{\frac{1}{m}}^1 w^2 \cos\phi \, d\rho \Big|_{\phi=\frac{\pi}{2}-\alpha}^{\frac{\pi}{2}+\alpha}.$$

To exploit cancellation properties, we use the fundamental theorem of calculus to find

$$\begin{aligned} B_2 &\leq 2\pi \int_{\frac{1}{m}}^1 \int_{\frac{\pi}{2}-\alpha}^{\frac{\pi}{2}+\alpha} \partial_\phi[w^2 \cos\phi] \, d\phi \, d\rho \\ &= 2\pi \int_{\frac{1}{m}}^1 \int_{\frac{\pi}{2}-\alpha}^{\frac{\pi}{2}+\alpha} [2w(\partial_\phi w) \cos\phi - w^2 \sin\phi] \, d\phi \, d\rho \\ &= \int_{D_m} \frac{2 \cot\phi}{\rho^2} w(\partial_\phi w) \, dx - \int_{D_m} \frac{w^2}{\rho^2} \, dx. \end{aligned}$$

Noticing $w\partial_\phi w = w\partial_\phi\Gamma$, so

$$B_2 \leq \int_{D_m} \frac{2 \cot\phi}{\rho^2} w(\partial_\phi\Gamma) \, dx - \int_{D_m} \frac{w^2}{\rho^2} \, dx. \quad (7.12)$$

Putting (7.12) into (7.10) yields

$$\frac{1}{2} \frac{d}{dt} \int_{D_m} w^2 \, dx + \int_{D_m} |\nabla w|^2 \, dx \leq B_1 - \int_{D_m} \frac{2}{\rho} (\partial_\rho\Gamma)w \, dx - \int_{D_m} \frac{w^2}{\rho^2} \, dx. \quad (7.13)$$

Next, we compute B_1 . Recalling the boundary condition (7.1)₃, we have

$$B_1 = 4\pi \int_{\frac{\pi}{2}-\alpha}^{\frac{\pi}{2}+\alpha} \rho(w^2 + kw)(\rho, \phi, t) \Big|_{\rho=\frac{1}{m}}^1 \sin \phi \, d\phi.$$

Meanwhile,

$$\begin{aligned} - \int_{D_m} \frac{2}{\rho} (\partial_\rho \Gamma) w \, dx &= -2\pi \int_{\frac{1}{m}}^1 \int_{\frac{\pi}{2}-\alpha}^{\frac{\pi}{2}+\alpha} 2\rho w (\partial_\rho w) \sin \phi \, d\rho \, d\phi \\ &= 2\pi \int_0^1 \int_{\frac{\pi}{2}-\alpha}^{\frac{\pi}{2}+\alpha} w^2 \sin \phi \, d\rho \, d\phi - 2\pi \int_{\frac{\pi}{2}-\alpha}^{\frac{\pi}{2}+\alpha} w^2 \rho \sin \phi \Big|_{\rho=\frac{1}{m}}^1 \, d\phi \\ &= \int_{D_m} \frac{w^2}{\rho^2} \, dx - 2\pi \int_{\frac{\pi}{2}-\alpha}^{\frac{\pi}{2}+\alpha} w^2 \rho \sin \phi \Big|_{\rho=\frac{1}{m}}^1 \, d\phi. \end{aligned}$$

Plugging the above two estimates into (7.13) leads to

$$\begin{aligned} &\frac{1}{2} \frac{d}{dt} \int_{D_m} w^2 \, dx + \int_{D_m} |\nabla w|^2 \, dx \\ &\leq 2\pi \int_{\frac{\pi}{2}-\alpha}^{\frac{\pi}{2}+\alpha} \rho w^2(\rho, \phi, t) \Big|_{\rho=\frac{1}{m}}^1 \sin \phi \, d\phi + 4\pi \int_{\frac{\pi}{2}-\alpha}^{\frac{\pi}{2}+\alpha} k\rho w(\rho, \phi, t) \Big|_{\rho=\frac{1}{m}}^1 \sin \phi \, d\phi. \end{aligned}$$

Next, we drop all the integral terms on the inner arc, which have the good sign, to obtain

$$\begin{aligned} &\frac{1}{2} \frac{d}{dt} \int_{D_m} w^2 \, dx + \int_{D_m} |\nabla w|^2 \, dx \\ &\leq \underbrace{2\pi \int_{\frac{\pi}{2}-\alpha}^{\frac{\pi}{2}+\alpha} w^2(1, \phi, t) \sin \phi \, d\phi}_{B_3} + \underbrace{4\pi k \int_{\frac{\pi}{2}-\alpha}^{\frac{\pi}{2}+\alpha} w(1, \phi, t) \sin \phi \, d\phi}_{B_4}. \end{aligned} \quad (7.14)$$

For the integral terms on the outer arc, we recall $\eta_m = \eta_m(\rho)$, the cut-off function given in Lemma 2.3. Using the Newton-Leibniz formula:

$$\begin{aligned} B_3 &= 2\pi \int_{\frac{\pi}{2}-\alpha}^{\frac{\pi}{2}+\alpha} \int_{\frac{1}{m}}^1 \partial_\rho(\rho^3 w^2 \eta_m) \sin \phi \, d\rho \, d\phi \\ &= \int_{D_m} (3w^2 \eta_m + 2\rho w (\partial_\rho w) \eta_m + \rho w^2 \eta'_m) \, dx \\ &= \int_{D_m} (3\eta_m + \rho \eta'_m) w^2 \, dx + 2 \int_{D_m} \rho w (\partial_\rho w) \eta_m \, dx. \end{aligned}$$

Taking advantage of Lemma 2.3 and applying the Cauchy-Schwarz inequality, we find

$$\begin{aligned} |B_3| &\leq \frac{13}{4} \int_{D_m} w^2 \, dx + \left(4 \int_{D_m} w^2 \, dx + \frac{1}{4} \int_{D_m} |\partial_\rho w|^2 \, dx \right) \\ &= \frac{29}{4} \int_{D_m} w^2 \, dx + \frac{1}{4} \int_{D_m} |\partial_\rho w|^2 \, dx. \end{aligned} \quad (7.15)$$

Meanwhile,

$$\begin{aligned} B_4 &= 4\pi k \int_{\frac{\pi}{2}-\alpha}^{\frac{\pi}{2}+\alpha} \int_{\frac{1}{m}}^1 \partial_\rho(\rho^3 w \eta_m) \sin \phi \, d\rho \, d\phi \\ &= 2k \int_{D_m} (3\eta_m + \rho \eta'_m) w \, dx + 2k \int_{D_m} \rho(\partial_\rho w) \eta_m \, dx. \end{aligned}$$

Let S denote the support of the function w within the space-time domain $D_m \times [0, T]$:

$$S \stackrel{\text{def}}{=} \{(x, t) \in D_m \times [0, T] : \Gamma(x, t) > k\}. \quad (7.16)$$

Accordingly, we define χ_S to be the characteristic function of S . Then it follows from Lemma 2.3 that

$$|B_4| \leq \frac{13}{2} \int_{D_m} k w \chi_S \, dx + 2 \int_{D_m} k |\partial_\rho w| \chi_S \, dx.$$

Now we apply Cauchy-Schwarz inequality to obtain

$$\begin{aligned} |B_4| &\leq \frac{13}{2} \left(\frac{1}{2} \int_{D_m} k^2 \chi_S \, dx + \frac{1}{2} \int_{D_m} w^2 \, dx \right) + \left(4 \int_{D_m} k^2 \chi_S \, dx + \frac{1}{4} \int_{D_m} |\partial_\rho w|^2 \, dx \right) \\ &\leq 8 \int_{D_m} k^2 \chi_S \, dx + \frac{13}{4} \int_{D_m} w^2 \, dx + \frac{1}{4} \int_{D_m} |\partial_\rho w|^2 \, dx. \end{aligned} \quad (7.17)$$

Plugging (7.15) and (7.17) into (7.14) yields

$$\frac{1}{2} \frac{d}{dt} \int_{D_m} w^2 \, dx + \int_{D_m} |\nabla w|^2 \, dx \leq 8 \int_{D_m} k^2 \chi_S \, dx + \frac{21}{2} \int_{D_m} w^2 \, dx + \frac{1}{2} \int_{D_m} |\partial_\rho w|^2 \, dx,$$

which implies that

$$\frac{d}{dt} \int_{D_m} w^2 \, dx + \int_{D_m} |\nabla w|^2 \, dx \leq 16 \int_{D_m} k^2 \chi_S \, dx + 21 \int_{D_m} w^2 \, dx.$$

Integrating in time t over $[0, T]$ leads to

$$\begin{aligned} &\int_{D_m} w^2(x, T) \, dx + \int_0^T \int_{D_m} |\nabla w|^2 \, dx \, dt \\ &\leq \int_{D_m} w^2(x, 0) \, dx + 16k^2 |S| + 21 \int_0^T \int_{D_m} w^2 \, dx \, dt, \end{aligned}$$

where $|S|$ represents the Lebesgue measure of the set S in (7.16). Since T is arbitrary, the above result implies that

$$\begin{aligned} &\sup_{t \in [0, T]} \int_{D_m} |w(x, t)|^2 \, dx + \int_0^T \int_{D_m} |\nabla w|^2 \, dx \, dt \\ &\leq 2 \int_{D_m} w^2(x, 0) \, dx + 42 \int_0^T \int_{D_m} w^2 \, dx \, dt + 32k^2 |S|. \end{aligned} \quad (7.18)$$

Step 2: Iteration with k .

We set

$$B \stackrel{\text{def}}{=} C_\Gamma \|\Gamma_0\|_{L^\infty}, \quad (7.19)$$

where C_Γ is a positive constant to be determined later. Then for any integer $n \geq 0$, we denote

$$k_n = (1 - 2^{-n})B, \quad w_n \stackrel{\text{def}}{=} (\Gamma - k_n)_+, \quad S_n = \{(x, t) \in D_m \times [0, T] : \Gamma > k_n\}.$$

We first require $C_\Gamma \geq 2$, then for any $n \geq 1$, $k_n \geq B/2 \geq \|\Gamma_0\|_{L^\infty}$, so

$$w_n(x, 0) = (\Gamma_0(x) - k_n)_+ = 0, \quad \forall x \in D_m.$$

For $n \geq 1$, replacing w with w_n in (7.18) yields

$$\begin{aligned} & \sup_{t \in [0, T]} \int_{D_m} |w_n(x, t)|^2 dx + \int_0^T \int_{D_m} |\nabla w_n|^2 dx dt + \int_0^T \int_{D_m} w_n^2 dx dt \\ & \leq 43 \int_0^T \int_{D_m} w_n^2 dx dt + 32k^2 |S_n|. \end{aligned} \quad (7.20)$$

For $n \geq 0$, define

$$Y_n \stackrel{\text{def}}{=} \int_0^T \int_{D_m} |w_n|^2 dx dt.$$

Using Hölder's inequality and the Sobolev embedding theorem, one deduces

$$Y_n = \int_0^T \int_{D_m} |w_n|^2 dx dt \leq \|w_n\|_{L_{tx}^{10/3}(D_m \times [0, T])}^2 |S_n|^{\frac{2}{5}}. \quad (7.21)$$

Applying the Hölder's inequality, we have

$$\|w_n\|_{L_{tx}^{10/3}(D_m \times [0, T])} \leq \|w_n\|_{L_t^\infty L_x^2(D_m \times [0, T])}^{2/5} \|w_n\|_{L_t^2 L_x^6(D_m \times [0, T])}^{3/5},$$

and this further implies by Young's inequality that

$$\|w_n\|_{L_{tx}^{10/3}(D_m \times [0, T])} \leq \frac{2}{5} \|w_n\|_{L_t^\infty L_x^2(D_m \times [0, T])} + \frac{3}{5} \|w_n\|_{L_t^2 L_x^6(D_m \times [0, T])}.$$

So

$$\|w_n\|_{L_{tx}^{10/3}(D_m \times [0, T])}^2 \leq \|w_n\|_{L_t^\infty L_x^2(D_m \times [0, T])}^2 + \|w_n\|_{L_t^2 L_x^6(D_m \times [0, T])}^2.$$

Plugging this estimate into (7.21) leads to

$$Y_n \leq \left(\|w_n\|_{L_t^\infty L_x^2(D_m \times [0, T])}^2 + \|w_n\|_{L_t^2 L_x^6(D_m \times [0, T])}^2 \right) |S_n|^{\frac{2}{5}}.$$

From the Sobolev embedding theorem, there exists a constant $C_{sob} > 0$ such that

$$\|w_n\|_{L_t^2 L_x^6(D_m \times [0, T])}^2 \leq C_{sob} \|w_n\|_{L_t^2 H_x^1(D_m \times [0, T])}^2. \quad (7.22)$$

Combining the above three inequalities together leads to

$$Y_n \leq \left(\|w_n\|_{L_t^\infty L_x^2(D_m \times [0, T])}^2 + C_{sob} \|w_n\|_{L_t^2 H_x^1(D_m \times [0, T])}^2 \right) |S_n|^{\frac{2}{5}}, \quad \forall n \geq 0.$$

Plugging this into (7.20) with $n \geq 1$ yields

$$\begin{aligned} Y_n & \leq C_1 \left(\|w_n\|_{L_t^\infty L_x^2(D_m \times [0, T])}^2 + \|w_n\|_{L_t^2 H_x^1(D_m \times [0, T])}^2 \right) |S_n|^{\frac{2}{5}} \\ & \leq 43C_1 \left(\int_0^T \int_{D_m} w_n^2 dx dt + k_n^2 |S_n| \right) |S_n|^{\frac{2}{5}}, \end{aligned}$$

where

$$C_1 := \max\{1, C_{sob}\}.$$

Since $k_n^2 \leq B^2$, then

$$Y_n \leq C_2 (Y_n + B^2 |S_n|) |S_n|^{\frac{2}{5}}, \quad \forall n \geq 1, \quad (7.23)$$

where $C_2 := 43C_1$. For $n \geq 0$, noticing that

$$w_n(x, t) = (\Gamma(x, t) - k_n)_+ > (k_{n+1} - k_n) = 2^{-(n+1)} B \quad \text{on} \quad S_{n+1},$$

so

$$|S_{n+1}| \leq 2^{2n+2} B^{-2} \int_0^T \int_{D_m} |w_n|^2 dx dt = 2^{2n+2} B^{-2} Y_n. \quad (7.24)$$

As a result, for any $n \geq 0$, by applying (7.23) with $n+1$ and using (7.24) yields

$$Y_{n+1} \leq C_2 (Y_{n+1} + 2^{2n+2} Y_n) (2^{2n+2} B^{-2} Y_n)^{\frac{2}{5}}. \quad (7.25)$$

Noticing $Y_{n+1} \leq Y_n$, it then follows from (7.25) that

$$Y_{n+1} \leq C_2 (1 + 2^{2n+2}) Y_n (2^{2n+2} B^{-2} Y_n)^{\frac{2}{5}}.$$

Define $\tilde{Y}_n = B^{-2} Y_n$. Then the above estimate indicates that

$$\tilde{Y}_{n+1} \leq C_3 8^n \tilde{Y}_n^{\frac{7}{5}}, \quad \forall n \geq 0, \quad (7.26)$$

where $C_3 := 10C_2$.

Taking logarithm of both sides of (7.26) yields

$$\ln \tilde{Y}_{n+1} \leq \ln C_3 + \lambda n + \frac{7}{5} \ln \tilde{Y}_n,$$

where $\lambda := \ln 8$. The above inequality can be converted into a recurrence relation:

$$g_{n+1} \leq \frac{7}{5} g_n, \quad \forall n \geq 0,$$

where

$$g_n := \ln \tilde{Y}_n + \frac{5}{2} \lambda n + \frac{25}{4} \lambda + \frac{5}{2} \ln C_3.$$

As a result,

$$g_n \leq \left(\frac{7}{5}\right)^n g_0, \quad \forall n \geq 0.$$

This implies that

$$\ln \tilde{Y}_n \leq \left(\frac{7}{5}\right)^n \left(\ln \tilde{Y}_0 + \frac{25}{4} \lambda + \frac{5}{2} \ln C_3 \right) - \frac{5}{2} \lambda n - \frac{25}{4} \lambda - \frac{5}{2} \ln C_3, \quad \forall n \geq 0.$$

Noticing that if

$$\ln \tilde{Y}_0 + \frac{25}{4} \lambda + \frac{5}{2} \ln C_3 \leq 0, \quad (7.27)$$

then one concludes that $\tilde{Y}_n \rightarrow 0$ as $n \rightarrow \infty$, and hence,

$$\|\Gamma_+\|_{L^\infty(D_m \times [0, T])} \leq B = C_\Gamma \|\Gamma_0\|_{L^\infty}.$$

Since $\tilde{Y}_0 = B^{-2} \|\Gamma_+\|_{L^2(D_m \times [0, T])}^2$ and $\lambda = \ln 8$, then (7.27) reduces to

$$B^2 \geq 8^{25/4} C_3^{5/2} \|\Gamma_+\|_{L^2(D_m \times [0, T])}^2. \quad (7.28)$$

Thanks to Lemma 7.1,

$$\|\Gamma_+\|_{L^2(D_m \times [0, T])}^2 \leq 9 \|\Gamma_0\|_{L^2(D_m)}^2.$$

By Hölder's inequality, one finds that

$$\|\Gamma_0\|_{L^2(D_m)} \leq \|\Gamma_0\|_{L^\infty(D_m)} |D_m|^{1/2} \leq \frac{2\pi}{3} \|\Gamma_0\|_{L^\infty(D_m)},$$

so $\|\Gamma_+\|_{L^2(D_m \times [0, T])}^2 \leq 4\pi^2 \|\Gamma_0\|_{L^\infty(D_m)}^2$. Then based on (7.28) and the definition of B in (7.19), it suffices to guarantee

$$C_\Gamma^2 \|\Gamma_0\|_{L^\infty(D_m)}^2 \geq 8^{25/4} C_3^{5/2} 4\pi^2 \|\Gamma_0\|_{L^\infty(D_m)}^2.$$

This goal can be achieved by choosing

$$C_\Gamma = 2^{11} C_3^{5/4} \pi. \quad (7.29)$$

With this choice of C_Γ ,

$$\|\Gamma_+\|_{L^\infty(D_m \times [0, T])} \leq C_\Gamma \|\Gamma_0\|_{L^\infty(D_m)}.$$

This estimate also holds for Γ_- for the similar reason. Since C_{sob} is an absolute constant which is independent of m and T , the lemma is established. \square

Remark 7.3. We remark that the constant C_Γ defined in (7.29) has the following expression:

$$C_\Gamma = 2^{11} (430 \max\{1, C_{sob}\})^{5/4} \pi,$$

where C_{sob} is the Sobolev embedding constant in (7.22).

8. ESTIMATES BASED ON THE BIOT-SAVART LAW

In this section, we will take advantage of the Biot-Savart law to control $\|\nabla(\frac{v}{\rho})\|_{L^2(D_m)}$ and $\|\frac{1}{\rho}\nabla(\frac{v}{\rho})\|_{L^2(D_m)}$ in terms of the triple of good unknowns $(\mathcal{K}, \mathcal{F}, \mathcal{O})$.

8.1. Biot-Savart law involving $(\mathcal{K}, \mathcal{F}, \mathcal{O})$. We first recall the classical Biot-Savart law $\Delta v = -\nabla \times \omega$ in spherical coordinates. According to [24, (4.12) and the discussion before (4.13)], the Biot-Savart law can be written as

$$\begin{cases} \left(\Delta + \frac{2}{\rho}\partial_\rho + \frac{2}{\rho^2}\right)v_\rho = -\frac{1}{\rho \sin \phi} \partial_\phi(\sin \phi \omega_\theta), \\ \left(\Delta + \frac{2}{\rho}\partial_\rho + \frac{1 - \cot^2 \phi}{\rho^2}\right)v_\phi = \frac{1}{\rho^3} \partial_\rho(\rho^3 \omega_\theta), \\ \left(\Delta - \frac{1}{\rho^2 \sin^2 \phi}\right)v_\theta = -\frac{1}{\rho} \partial_\rho(\rho \omega_\phi) + \frac{1}{\rho} \partial_\phi \omega_\rho. \end{cases} \quad (8.1)$$

Based on the definition (2.12), we know

$$\begin{cases} \mathcal{K} = \frac{\omega_\rho}{\rho} - \frac{2v_\theta \cot \phi}{\rho^2}, \\ \mathcal{F} = \frac{\omega_\phi}{\rho} + \frac{2v_\theta}{\rho^2}, \\ \mathcal{O} = \frac{\omega_\theta}{\rho \sin \phi} - \frac{2v_\phi \eta}{\rho^2 \sin \phi}. \end{cases} \quad (8.2)$$

Plugging these relations into the right hand side of (8.1) yields

$$\begin{cases} \left(\Delta + \frac{2}{\rho}\partial_\rho + \frac{2}{\rho^2}\right)v_\rho = -\frac{1}{\rho \sin \phi} \partial_\phi \left(\rho \sin^2 \phi \mathcal{O} + \frac{2 \sin \phi}{\rho} v_\phi \eta\right), \\ \left(\Delta + \frac{2}{\rho}\partial_\rho + \frac{1 - \cot^2 \phi}{\rho^2}\right)v_\phi = \frac{1}{\rho^3} \partial_\rho (\rho^4 \sin \phi \mathcal{O} + 2\rho^2 v_\phi \eta), \\ \left(\Delta - \frac{2}{\rho}\partial_\rho - \frac{2 \cot \phi}{\rho^2} \partial_\phi + \frac{1}{\rho^2 \sin^2 \phi}\right)v_\theta = -\frac{1}{\rho} \partial_\rho (\rho^2 \mathcal{F}) + \partial_\phi \mathcal{K}. \end{cases} \quad (8.3)$$

Noticing that the right hand side of the equation for v_ρ in (8.3)₁ contains the function v_ϕ , so our strategy is to estimate v_ϕ first based on (8.3)₂ and then estimate v_ρ by taking advantage of the estimate for v_ϕ .

8.2. Control of v_ϕ/ρ via \mathcal{O} .

Lemma 8.1. *Let the region D_m be as defined in (2.1) with $m \geq 10^3$ and the angle $\alpha \in (0, \frac{\pi}{6}]$. Then for any $T > 0$ and a.e. $t \in [0, T]$, the following hold:*

$$\|\nabla(v_\phi/\rho)(\cdot, t)\|_{L^2(D_m)} \leq \sqrt{3} \|\mathcal{O}(\cdot, t)\|_{L^2(D_m)}, \quad (8.4)$$

$$\left\| \frac{1}{\rho} \nabla(v_\phi/\rho)(\cdot, t) \right\|_{L^2(D_m)} \leq 10\sqrt{3} \|\nabla \mathcal{O}(\cdot, t)\|_{L^2(D_m)}. \quad (8.5)$$

Proof. Let $f_2 \stackrel{\text{def}}{=} \frac{v_\phi}{\rho}$. Recalling the equation (8.3)₂ for v_ϕ and the boundary conditions (2.3)–(2.5), we replace v_ϕ by ρf_2 to obtain

$$\begin{cases} \left(\Delta + \frac{4}{\rho} \partial_\rho + \frac{5 - \cot^2 \phi}{\rho^2} \right) f_2 = \frac{1}{\rho^4} \partial_\rho (\rho^4 \mathcal{O} \sin \phi + 2\rho^3 f_2 \eta), & \text{in } D_m, \\ f_2 = 0, & \text{on } R_{1,m} \cup R_{2,m}, \\ \partial_\rho f_2 = -\frac{2}{\rho} f_2, & \text{on } A_{1,m}, \\ \partial_\rho f_2 = 0, & \text{on } A_{2,m}. \end{cases} \quad (8.6)$$

Testing (8.6) by f_2 yields

$$\begin{aligned} & \int_{D_m} f_2 \Delta f_2 \, dx + 4 \int_{D_m} \frac{f_2}{\rho} \partial_\rho f_2 \, dx + \int_{D_m} \frac{5 - \cot^2 \phi}{\rho^2} f_2^2 \, dx \\ &= \int_{D_m} \frac{1}{\rho^4} f_2 \partial_\rho (\rho^4 \mathcal{O} \sin \phi) \, dx + \int_{D_m} \frac{1}{\rho^4} f_2 \partial_\rho (2\rho^3 f_2 \eta) \, dx. \end{aligned} \quad (8.7)$$

Using integration by parts and the boundary conditions for f_2 in (8.7), we obtain

$$\int_{D_m} f_2 \Delta f_2 \, dx = - \int_{D_m} |\nabla f_2|^2 \, dx + \int_{A_{1,m}} \frac{2}{\rho} f_2^2 \, dS.$$

For any point x on $A_{1,m}$, its corresponding ρ is $\frac{1}{m}$. For convenience of notation, we denote

$$\rho_1 \stackrel{\text{def}}{=} \frac{1}{m}.$$

Meanwhile, we recall the cut-off function η in (1.20). Then the above surface integral can be rewritten as

$$\begin{aligned} \int_{A_{1,m}} \frac{2}{\rho} f_2^2 \, dS &= 4\pi \int_{\frac{\pi}{2}-\alpha}^{\frac{\pi}{2}+\alpha} f_2^2(\rho_1, \phi) \rho_1 \sin \phi \, d\phi \\ &= -4\pi \int_{\frac{\pi}{2}-\alpha}^{\frac{\pi}{2}+\alpha} \left(\int_{\frac{1}{m}}^1 \partial_\rho [\rho f_2^2 (1 - \eta)] \, d\rho \right) \sin \phi \, d\phi \\ &= -2 \int_{D_m} \left[\frac{f_2^2}{\rho^2} (1 - \eta) + \frac{2}{\rho} f_2 (\partial_\rho f_2) (1 - \eta) - \frac{f_2^2}{\rho} \eta' \right] \, dx. \end{aligned}$$

So

$$\begin{aligned} \text{LHS of (8.7)} &= - \int_{D_m} |\nabla f_2|^2 \, dx + 4 \int_{D_m} \frac{f_2}{\rho} (\partial_\rho f_2) \eta \, dx + \int_{D_m} (3 + 2\eta - \cot^2 \phi) \frac{f_2^2}{\rho^2} \, dx \\ &\quad + \int_{D_m} \frac{2}{\rho} f_2^2 \eta' \, dx. \end{aligned} \quad (8.8)$$

We turn to the computation of the right hand side of (8.7). Firstly, it follows from the integration by parts that

$$\begin{aligned} \int_{D_m} \frac{1}{\rho^4} f_2 \partial_\rho (\rho^4 \mathcal{O} \sin \phi) dx &= 2\pi \int_{\frac{\pi}{2}-\alpha}^{\frac{\pi}{2}+\alpha} \left(\int_{\frac{1}{m}}^1 \frac{\sin \phi}{\rho^2} f_2 \partial_\rho (\rho^4 \mathcal{O} \sin \phi) d\rho \right) d\phi \\ &= -2\pi \int_{\frac{\pi}{2}-\alpha}^{\frac{\pi}{2}+\alpha} \left(\int_{\frac{1}{m}}^1 \partial_\rho \left(\frac{\sin \phi}{\rho^2} f_2 \right) \rho^4 \mathcal{O} \sin \phi d\rho \right) d\phi \\ &= 2 \int_{D_m} \frac{f_2}{\rho} \mathcal{O} \sin \phi dx - \int_{D_m} (\partial_\rho f_2) \mathcal{O} \sin \phi dx. \end{aligned}$$

As a result,

$$\begin{aligned} \text{RHS of (8.7)} &= \left(2 \int_{D_m} \frac{f_2}{\rho} \mathcal{O} \sin \phi dx - \int_{D_m} (\partial_\rho f_2) \mathcal{O} \sin \phi dx \right) \\ &\quad + \left(\int_{D_m} \frac{6f_2^2}{\rho^2} \eta dx + \int_{D_m} \frac{2f_2}{\rho} (\partial_\rho f_2) \eta dx + \int_{D_m} \frac{2}{\rho} f_2^2 \eta' dx \right). \end{aligned} \quad (8.9)$$

Combining (8.8) and (8.9) together yields

$$\begin{aligned} \int_{D_m} |\nabla f_2|^2 dx &= 2 \int_{D_m} \frac{f_2}{\rho} (\partial_\rho f_2) \eta dx + \int_{D_m} (3 - 4\eta - \cot^2 \phi) \frac{f_2^2}{\rho^2} dx \\ &\quad - 2 \int_{D_m} \frac{f_2}{\rho} \mathcal{O} \sin \phi dx + \int_{D_m} (\partial_\rho f_2) \mathcal{O} \sin \phi dx. \end{aligned}$$

By Cauchy-Schwarz inequality, for any positive λ_1 , λ_2 and λ_3 ,

$$\begin{aligned} \int_{D_m} |\nabla f_2|^2 dx &\leq \left(\lambda_1 \int_{D_m} (\partial_\rho f_2)^2 dx + \frac{1}{\lambda_1} \int_{D_m} \frac{f_2^2}{\rho^2} \eta^2 dx \right) + \left(3 \int_{D_m} \frac{f_2^2}{\rho^2} dx - 4 \int_{D_m} \frac{f_2^2}{\rho^2} \eta dx \right) \\ &\quad + \left(\lambda_2 \int_{D_m} \frac{f_2^2}{\rho^2} dx + \frac{1}{\lambda_2} \int_{D_m} |\mathcal{O}|^2 dx \right) \\ &\quad + \left(\lambda_3 \int_{D_m} (\partial_\rho f_2)^2 dx + \frac{1}{4\lambda_3} \int_{D_m} |\mathcal{O}|^2 dx \right). \end{aligned}$$

Rearranging terms yields

$$\begin{aligned} \int_{D_m} |\nabla f_2|^2 dx &\leq (\lambda_1 + \lambda_3) \int_{D_m} (\partial_\rho f_2)^2 dx + (3 + \lambda_2) \int_{D_m} \frac{f_2^2}{\rho^2} dx \\ &\quad + \left(\frac{1}{\lambda_1} - 4 \right) \int_{D_m} \frac{f_2^2}{\rho^2} \eta dx + \left(\frac{1}{\lambda_2} + \frac{1}{4\lambda_3} \right) \int_{D_m} |\mathcal{O}|^2 dx. \end{aligned}$$

Noticing that $f_2 = 0$ on rays $R_{1,m} \cup R_{2,m}$, it then follows from Lemma 4.2 that

$$\int_{D_m} \frac{f_2^2}{\rho^2} dx \leq \frac{3}{25} \int_{D_m} \frac{1}{\rho^2} (\partial_\phi f_2)^2 dx.$$

Thus, by taking $\lambda_1 = \frac{1}{4}$, $\lambda_2 = \frac{12}{5}$, $\lambda_3 = \frac{2}{5}$, we get

$$\begin{aligned} \int_{D_m} |\nabla f_2|^2 dx &\leq \frac{13}{20} \int_{D_m} (\partial_\rho f_2)^2 dx + \frac{81}{125} \int_{D_m} \frac{1}{\rho^2} (\partial_\phi f_2)^2 dx + \frac{25}{24} \int_{D_m} |\mathcal{O}|^2 dx \\ &\leq \frac{13}{20} \int_{D_m} |\nabla f_2|^2 dx + \frac{25}{24} \int_{D_m} |\mathcal{O}|^2 dx, \end{aligned}$$

which implies (8.4).

Next, we turn to prove (8.5). Testing (8.6) by $\rho^{-2}f_2$ yields

$$\begin{aligned} & \int_{D_m} \frac{1}{\rho^2} f_2 \Delta f_2 \, dx + 4 \int_{D_m} \frac{f_2}{\rho^3} \partial_\rho f_2 \, dx + \int_{D_m} \frac{5 - \cot^2 \phi}{\rho^4} f_2^2 \, dx \\ &= \int_{D_m} \frac{1}{\rho^6} f_2 \partial_\rho (\rho^4 \mathcal{O} \sin \phi) \, dx + \int_{D_m} \frac{1}{\rho^6} f_2 \partial_\rho (2\rho^3 f_2 \eta) \, dx. \end{aligned} \quad (8.10)$$

Via integration by parts, we deduce

$$\int_{D_m} \frac{1}{\rho^2} f_2 \Delta f_2 \, dx = \int_{\partial D_m} \frac{1}{\rho^2} f_2 \partial_n f_2 \, dS - \int_{D_m} \nabla \left(\frac{1}{\rho^2} f_2 \right) \nabla f_2 \, dx. \quad (8.11)$$

According to the boundary conditions for f_2 in (8.7), the surface integral in (8.11) can be computed as

$$\begin{aligned} \int_{\partial D_m} \frac{1}{\rho^2} f_2 \partial_n f_2 \, dS &= \int_{A_{1,m}} \frac{1}{\rho_1^2} f_2 \partial_n f_2 \, dS \\ &= 4\pi \int_{\frac{\pi}{2}-\alpha}^{\frac{\pi}{2}+\alpha} \frac{1}{\rho_1} f_2^2(\rho_1, \phi) \sin \phi \, d\phi \\ &= -4\pi \int_{\frac{\pi}{2}-\alpha}^{\frac{\pi}{2}+\alpha} \int_{\rho_1}^{\rho_2} \partial_\rho \left(\frac{f_2^2}{\rho} (1-\eta) \right) \sin \phi \, d\phi \\ &= -2 \int_{D_m} \left[-\frac{f_2^2}{\rho^4} (1-\eta) + \frac{2}{\rho^3} f_2 (\partial_\rho f_2) (1-\eta) - \frac{f_2^2}{\rho^3} \eta' \right] dx. \end{aligned}$$

Plugging this equality into (8.11) yields

$$\begin{aligned} \int_{D_m} \frac{1}{\rho^2} f_2 \Delta f_2 \, dx &= - \int_{D_m} \frac{1}{\rho^2} |\nabla f_2|^2 \, dx + \int_{D_m} \frac{f_2}{\rho^3} (\partial_\rho f_2) (4\eta - 2) \, dx \\ &\quad + \int_{D_m} \frac{f_2^2}{\rho^4} (2 + 2\rho\eta' - 2\eta) \, dx. \end{aligned}$$

Hence,

$$\begin{aligned} \text{LHS of (8.10)} &= - \int_{D_m} \frac{1}{\rho^2} |\nabla f_2|^2 \, dx + \int_{D_m} \frac{f_2}{\rho^3} (\partial_\rho f_2) (2 + 4\eta) \, dx \\ &\quad + \int_{D_m} \frac{f_2^2}{\rho^4} (7 + 2\rho\eta' - 2\eta - \cot^2 \phi) \, dx. \end{aligned} \quad (8.12)$$

On the other hand, analogous to the derivation of (8.9), we use integration by parts to find

$$\begin{aligned} \text{RHS of (8.10)} &= \left(4 \int_{D_m} \frac{f_2}{\rho^3} \mathcal{O} \sin \phi \, dx - \int_{D_m} \frac{1}{\rho^2} (\partial_\rho f_2) \mathcal{O} \sin \phi \, dx \right) \\ &\quad + \left(2 \int_{D_m} \frac{f_2}{\rho^3} (\partial_\rho f_2) \eta \, dx + \int_{D_m} \frac{f_2^2}{\rho^4} (6\eta + 2\rho\eta') \, dx \right). \end{aligned} \quad (8.13)$$

Combining (8.12) and (8.13) together gives

$$\begin{aligned} \int_{D_m} \frac{1}{\rho^2} |\nabla f_2|^2 \, dx &= \int_{D_m} \frac{1}{\rho^2} (\partial_\rho f_2) \mathcal{O} \sin \phi \, dx - 4 \int_{D_m} \frac{f_2}{\rho^3} \mathcal{O} \sin \phi \, dx \\ &\quad + \int_{D_m} \frac{f_2}{\rho^3} (\partial_\rho f_2) (2 + 2\eta) \, dx + \int_{D_m} \frac{f_2^2}{\rho^4} (7 - 8\eta - \cot^2 \phi) \, dx, \end{aligned} \quad (8.14)$$

Since f_2 vanishes on rays, then it follows from the Poincaré inequality (4.2) that

$$\int_{D_m} \frac{f_2^2}{\rho^4} dx \leq \frac{3}{25} \int_{D_m} \frac{1}{\rho^4} (\partial_\phi f_2)^2 dx.$$

Plugging this inequality into (8.14) leads to

$$\begin{aligned} \int_{D_m} \frac{1}{\rho^2} |\nabla f_2|^2 dx &\leq \int_{D_m} \frac{1}{\rho^2} (\partial_\rho f_2) \mathcal{O} \sin \phi dx - 4 \int_{D_m} \frac{f_2}{\rho^3} \mathcal{O} \sin \phi dx \\ &\quad + 2 \underbrace{\int_{D_m} \frac{f_2}{\rho^3} (\partial_\rho f_2) dx}_{I_1} + 2 \underbrace{\int_{D_m} \frac{f_2}{\rho^3} (\partial_\rho f_2) \eta dx}_{I_2} + \frac{21}{25} \int_{D_m} \frac{1}{\rho^4} (\partial_\phi f_2)^2 dx. \end{aligned} \quad (8.15)$$

Since the coefficient $\frac{21}{25}$ on the right hand side of (8.15) is very close to 1, then we have to treat other terms with particular care. The most challenging term is I_1 since its integrand is quadratic in f_2 and does not involve the cut-off function η . Next, we will first discuss how to estimate I_1 effectively.

Using integration by parts and the boundary conditions for f_2 in (8.6), we have

$$\begin{aligned} I_1 &= 2\pi \int_{\frac{1}{m}}^1 \int_{\frac{\pi}{2}-\alpha}^{\frac{\pi}{2}+\alpha} \frac{1}{\rho} (\partial_\rho f_2^2) \sin \phi d\phi d\rho \\ &= 2\pi \int_{\frac{1}{m}}^1 \int_{\frac{\pi}{2}-\alpha}^{\frac{\pi}{2}+\alpha} \frac{f_2^2}{\rho^2} \sin \phi d\phi d\rho + 2\pi \int_{\frac{\pi}{2}-\alpha}^{\frac{\pi}{2}+\alpha} \frac{f_2^2}{\rho} \sin \phi d\phi \Big|_{\rho=\frac{1}{m}} \\ &= \int_{D_m} \frac{f_2^2}{\rho^4} dx + 2\pi \int_{\frac{\pi}{2}-\alpha}^{\frac{\pi}{2}+\alpha} \frac{f_2^2}{\rho} \sin \phi d\phi \Big|_{\rho=1} - 2\pi \int_{\frac{\pi}{2}-\alpha}^{\frac{\pi}{2}+\alpha} \frac{f_2^2}{\rho} \sin \phi d\phi \Big|_{\rho=\frac{1}{m}}, \end{aligned} \quad (8.16)$$

which implies that

$$I_1 \leq \int_{D_m} \frac{f_2^2}{\rho^4} dx + 2\pi \underbrace{\int_{\frac{\pi}{2}-\alpha}^{\frac{\pi}{2}+\alpha} \frac{f_2^2}{\rho} \sin \phi d\phi \Big|_{\rho=1}}_{I_{11}}. \quad (8.17)$$

Moreover, using the cut-off function η and the fact that $\rho = 1$ in I_{11} , we obtain

$$\begin{aligned} I_{11} &= 2\pi \int_{\frac{\pi}{2}-\alpha}^{\frac{\pi}{2}+\alpha} \rho \eta f_2^2 \sin \phi d\phi \Big|_{\rho=\frac{1}{m}} \\ &= 2\pi \int_{\frac{1}{m}}^1 \int_{\frac{\pi}{2}-\alpha}^{\frac{\pi}{2}+\alpha} \partial_\rho (\rho \eta f_2^2) \sin \phi d\phi d\rho \\ &= \int_{D_m} \frac{2f_2}{\rho} (\partial_\rho f_2) \eta + \frac{f_2^2}{\rho^2} (\eta + \rho \eta') dx. \end{aligned}$$

Since $|\eta'| \leq 6$ and $0 \leq \eta \leq 1$, then

$$\begin{aligned} |I_{11}| &\leq 2 \left\| \frac{f_2}{\rho} \right\|_{L^2(D_m)} \|\partial_\rho f_2\|_{L^2(D_m)} + 7 \left\| \frac{f_2}{\rho} \right\|_{L^2(D_m)}^2 \\ &\leq \frac{2\sqrt{3}}{5} \left\| \frac{\partial_\phi f_2}{\rho} \right\|_{L^2(D_m)} \|\partial_\rho f_2\|_{L^2(D_m)} + \frac{21}{25} \left\| \frac{\partial_\phi f_2}{\rho} \right\|_{L^2(D_m)}^2 \leq \|\nabla f_2\|_{L^2(D_m)}^2, \end{aligned} \quad (8.18)$$

Now we take advantage of estimate (8.4) to infer from (8.18) that

$$|I_{11}| \leq 3 \|\mathcal{O}\|_{L^2(D_m)}^2.$$

Since \mathcal{O} vanishes on the rays according to the boundary condition (2.15), then we apply the Poincaré inequality in Lemma 4.2 to deduce

$$\|\mathcal{O}\|_{L^2(D_m)}^2 \leq \frac{3}{25} \|\nabla \mathcal{O}\|_{L^2(D_m)}^2. \quad (8.19)$$

Thus,

$$|I_{11}| \leq \frac{9}{25} \|\nabla \mathcal{O}\|_{L^2(D_m)}^2. \quad (8.20)$$

Substituting (8.20) into (8.17) yields

$$\begin{aligned} I_1 &\leq \int_{D_m} \frac{f_2^2}{\rho^4} dx + \frac{9}{25} \|\nabla \mathcal{O}\|_{L^2(D_m)}^2 \\ &\leq \frac{3}{25} \int_{D_m} \frac{1}{\rho^4} (\partial_\phi f_2)^2 dx + \frac{9}{25} \|\nabla \mathcal{O}\|_{L^2(D_m)}^2. \end{aligned} \quad (8.21)$$

On the other hand, since $\eta \equiv 0$ when $\rho \leq \frac{1}{3}$, direct calculation shows

$$I_2 = 2 \int_{D_m} \frac{f_2}{\rho^3} (\partial_\rho f_2) \eta dx \leq 18 \|\partial_\rho f_2\|_{L^2(D_m)} \left\| \frac{f_2}{\rho} \right\|_{L^2(D_m)}. \quad (8.22)$$

Next, we apply Poincaré inequality (4.2) and estimate (8.4) to (8.22) to find

$$I_2 \leq 18 \frac{\sqrt{3}}{5} \|\nabla f_2\|_{L^2(D_m)}^2 \leq \frac{54\sqrt{3}}{5} \|\mathcal{O}\|_{L^2(D_m)}^2.$$

Combining this estimate with (8.19) gives

$$I_2 \leq \frac{162\sqrt{3}}{125} \|\nabla \mathcal{O}\|_{L^2(D_m)}^2. \quad (8.23)$$

Putting (8.21) and (8.23) into (8.15) leads to

$$\begin{aligned} \int_{D_m} \frac{1}{\rho^2} |\nabla f_2|^2 dx &\leq \int_{D_m} \frac{1}{\rho^2} (\partial_\rho f_2) \mathcal{O} \sin \phi dx - 4 \int_{D_m} \frac{f_2}{\rho^3} \mathcal{O} \sin \phi dx \\ &\quad + \frac{24}{25} \int_{D_m} \frac{1}{\rho^4} (\partial_\phi f_2)^2 dx + 3 \|\nabla \mathcal{O}\|_{L^2(D_m)}^2. \end{aligned} \quad (8.24)$$

Then by applying the Cauchy-Schwarz inequality, for any positive λ_1 , λ_2 and λ_3 ,

$$\begin{aligned} \int_{D_m} \frac{1}{\rho^2} |\nabla f_2|^2 dx &\leq \left(\lambda_1 \int_{D_m} \left(\frac{1}{\rho} \partial_\rho f_2 \right)^2 dx + \frac{1}{4\lambda_1} \int_{D_m} \left(\frac{1}{\rho} \mathcal{O} \right)^2 dx \right) \\ &\quad + \left(\lambda_2 \int_{D_m} \left(\frac{f_2}{\rho^2} \right)^2 dx + \frac{4}{\lambda_2} \int_{D_m} \left(\frac{1}{\rho} \mathcal{O} \right)^2 dx \right) \\ &\quad + \frac{24}{25} \int_{D_m} \frac{1}{\rho^4} (\partial_\phi f_2)^2 dx + 3 \|\nabla \mathcal{O}\|_{L^2(D_m)}^2. \end{aligned}$$

Rearranging the above terms, and noticing (8.19) and

$$\int_{D_m} \frac{f_2^2}{\rho^4} dx \leq \frac{3}{25} \int_{D_m} \frac{1}{\rho^4} (\partial_\phi f_2)^2 dx,$$

we obtain

$$\begin{aligned} \int_{D_m} \frac{1}{\rho^2} |\nabla f_2|^2 dx &\leq \lambda_1 \int_{D_m} \left(\frac{1}{\rho} \partial_\rho f_2 \right)^2 dx + \left(\frac{3\lambda_2}{25} + \frac{24}{25} \right) \int_{D_m} \left(\frac{1}{\rho^2} \partial_\phi f_2 \right)^2 dx \\ &\quad + \left(\frac{3}{25} \left(\frac{1}{4\lambda_1} + \frac{4}{\lambda_2} \right) + 3 \right) \int_{D_m} |\nabla \mathcal{O}|^2 dx. \end{aligned}$$

By choosing $\lambda_1 = \frac{49}{50}$ and $\lambda_2 = \frac{1}{6}$, we find

$$\int_{D_m} \frac{1}{\rho^2} |\nabla f_2|^2 dx \leq 300 \int_{D_m} |\nabla \mathcal{O}|^2 dx,$$

which justifies (8.5). \square

8.3. Control of v_ρ/ρ via \mathcal{O} .

Lemma 8.2. *Let the region D_m be as defined in (2.1) with $m \geq 10^3$ and the angle $\alpha \in (0, \frac{\pi}{6}]$. Then for any $T > 0$ and a.e. $t \in [0, T]$, the following hold*

$$\|\nabla(v_\rho/\rho)(\cdot, t)\|_{L^2(D_m)} \leq 4 \|\mathcal{O}(\cdot, t)\|_{L^2(D_m)}, \quad (8.25)$$

$$\left\| \frac{1}{\rho} \nabla(v_\rho/\rho)(\cdot, t) \right\|_{L^2(D_m)} \leq 240 \|\nabla \mathcal{O}(\cdot, t)\|_{L^2(D_m)}. \quad (8.26)$$

Proof. Let $f_1 \stackrel{\text{def}}{=} \frac{v_\rho}{\rho}$. Recalling the equation (8.3)₁ for v_ρ and the boundary conditions (2.3)–(2.5), we replace v_ρ by ρf_1 to obtain

$$\begin{cases} \left(\Delta + \frac{4}{\rho} \partial_\rho + \frac{6}{\rho^2} \right) f_1 = -\frac{1}{\rho \sin \phi} \partial_\phi \left(\mathcal{O} \sin^2 \phi + \frac{2f_2 \eta \sin \phi}{\rho} \right), & \text{in } D_m, \\ \partial_\phi f_1 = 0, & \text{on } R_{1,m} \cup R_{2,m}, \\ f_1 = 0, & \text{on } A_{1,m} \cup A_{2,m}. \end{cases} \quad (8.27)$$

Testing (8.27) by f_1 yields

$$\begin{aligned} & \int_{D_m} f_1 \Delta f_1 dx + 4 \int_{D_m} \frac{f_1}{\rho} \partial_\rho f_1 dx + 6 \int_{D_m} \frac{f_1^2}{\rho^2} dx \\ &= - \int_{D_m} \frac{1}{\rho \sin \phi} f_1 \partial_\phi (\mathcal{O} \sin^2 \phi) dx - 2 \int_{D_m} \frac{\eta f_1}{\rho^2 \sin \phi} \partial_\phi (f_2 \sin \phi) dx. \end{aligned} \quad (8.28)$$

Noting

$$\int_{D_m} f_1 \Delta f_1 dx = - \int_{D_m} |\nabla f_1|^2 dx \quad \text{and} \quad 4 \int_{D_m} \frac{f_1}{\rho} \partial_\rho f_1 dx = -2 \int_{D_m} \frac{f_1^2}{\rho^2} dx,$$

so

$$\text{LHS of (8.28)} = - \int_{D_m} |\nabla f_1|^2 dx + 4 \int_{D_m} \frac{f_1^2}{\rho^2} dx.$$

On the other hand, we apply integration by parts to find

$$\text{RHS of (8.28)} = \int_{D_m} \frac{1}{\rho} (\partial_\phi f_1) \mathcal{O} \sin \phi dx + 2 \int_{D_m} \frac{1}{\rho^2} (\partial_\phi f_1) f_2 \eta dx.$$

Combining the above two equations yields

$$\int_{D_m} |\nabla f_1|^2 dx = 4 \int_{D_m} \frac{f_1^2}{\rho^2} dx - \int_{D_m} \frac{1}{\rho} (\partial_\phi f_1) \mathcal{O} \sin \phi dx - 2 \int_{D_m} \frac{(\partial_\phi f_1) f_2 \eta}{\rho^2} dx.$$

By Cauchy-Schwarz inequality, for any positive λ_1 and λ_2 ,

$$\begin{aligned} \int_{D_m} |\nabla f_1|^2 dx &\leq 4 \int_{D_m} \frac{f_1^2}{\rho^2} dx + \left(\lambda_1 \int_{D_m} \left(\frac{1}{\rho} \partial_\phi f_1 \right)^2 dx + \frac{1}{4\lambda_1} \int_{D_m} |\mathcal{O}|^2 dx \right) \\ &\quad + \left(\lambda_2 \int_{D_m} \left(\frac{1}{\rho} \partial_\phi f_1 \right)^2 dx + \frac{1}{\lambda_2} \int_{D_m} \left(\frac{1}{\rho} f_2 \right)^2 dx \right). \end{aligned}$$

Thanks to Lemma 2.5 and the Poincaré inequality in Lemma 4.1,

$$\int_{D_m} \left(\frac{1}{\rho} f_1\right)^2 dx \leq \frac{2}{19} \int_{D_m} \left(\frac{1}{\rho} \partial_\phi f_1\right)^2 dx.$$

In addition, due to Lemma 4.2 and Lemma 8.1,

$$\int_{D_m} \left(\frac{1}{\rho} f_2\right)^2 dx \leq \frac{3}{25} \int_{D_m} \left(\frac{1}{\rho} \partial_\phi f_2\right)^2 dx \leq \frac{9}{25} \int_{D_m} |\mathcal{O}|^2 dx.$$

Combining the above three inequalities leads to

$$\int_{D_m} |\nabla f_1|^2 dx \leq \left(\frac{8}{19} + \lambda_1 + \lambda_2\right) \int_{D_m} \left(\frac{1}{\rho} \partial_\phi f_1\right)^2 dx + \left(\frac{1}{4\lambda_1} + \frac{9}{25\lambda_2}\right) \int_{D_m} |\mathcal{O}|^2 dx.$$

By choosing $\lambda_1 = \frac{1}{10}$ and $\lambda_2 = \frac{1}{5}$, we verified (8.25).

Next, we turn to prove (8.26). Testing (8.27) by $\rho^{-2} f_1$ yields

$$\begin{aligned} & \int_{D_m} \frac{1}{\rho^2} f_1 \Delta f_1 dx + 4 \int_{D_m} \frac{f_1}{\rho^3} \partial_\rho f_1 dx + 6 \int_{D_m} \frac{f_1^2}{\rho^4} dx \\ &= - \int_{D_m} \frac{f_1}{\rho^3 \sin \phi} \partial_\phi (\mathcal{O} \sin^2 \phi) dx - 2 \int_{D_m} \frac{\eta f_1}{\rho^4 \sin \phi} \partial_\phi (f_2 \sin \phi) dx. \end{aligned} \quad (8.29)$$

Based on the boundary conditions for f_1 in (8.27), we apply integration by parts to obtain

$$\int_{D_m} \frac{1}{\rho^2} f_1 \Delta f_1 dx = - \int_{D_m} \frac{1}{\rho^2} |\nabla f_1|^2 dx + 2 \int_{D_m} \frac{f_1}{\rho^3} \partial_\rho f_1 dx$$

and

$$2 \int_{D_m} \frac{f_1}{\rho^3} \partial_\rho f_1 dx = \int_{D_m} \frac{f_1^2}{\rho^4} dx.$$

Thus,

$$\text{LHS of (8.29)} = - \int_{D_m} \frac{1}{\rho^2} |\nabla f_1|^2 dx + 9 \int_{D_m} \frac{f_1^2}{\rho^4} dx.$$

On the other hand, we apply integration by parts again to deduce

$$\text{RHS of (8.29)} = \int_{D_m} \frac{1}{\rho^3} (\partial_\phi f_1) \mathcal{O} \sin \phi dx + 2 \int_{D_m} \frac{1}{\rho^4} (\partial_\phi f_1) f_2 \eta dx.$$

Combining the above two equations yields

$$\int_{D_m} \frac{1}{\rho^2} |\nabla f_1|^2 dx = 9 \int_{D_m} \frac{f_1^2}{\rho^4} dx - \int_{D_m} \frac{1}{\rho^3} (\partial_\phi f_1) \mathcal{O} \sin \phi dx - 2 \int_{D_m} \frac{1}{\rho^4} (\partial_\phi f_1) f_2 \eta dx.$$

By Cauchy-Schwarz inequality, for any positive λ_1 and λ_2 ,

$$\begin{aligned} \int_{D_m} \frac{1}{\rho^2} |\nabla f_1|^2 dx &\leq 9 \int_{D_m} \frac{f_1^2}{\rho^4} dx + \left(\lambda_1 \int_{D_m} \left(\frac{1}{\rho^2} \partial_\phi f_1\right)^2 dx + \frac{1}{4\lambda_1} \int_{D_m} \left(\frac{1}{\rho} \mathcal{O}\right)^2 dx \right) \\ &\quad + \left(\lambda_2 \int_{D_m} \left(\frac{1}{\rho^2} \partial_\phi f_1\right)^2 dx + \frac{1}{\lambda_2} \int_{D_m} \left(\frac{1}{\rho^2} f_2\right)^2 dx \right). \end{aligned} \quad (8.30)$$

Thanks to Lemma 2.5 and Poincaré inequality (4.1),

$$\int_{D_m} \frac{f_1^2}{\rho^4} dx \leq \frac{2}{19} \int_{D_m} \left(\frac{1}{\rho^2} \partial_\phi f_1\right)^2 dx.$$

In addition, due to Poincaré inequality (4.2) and Lemma 8.1,

$$\int_{D_m} \left(\frac{1}{\rho^2} f_2 \right)^2 dx \leq \frac{3}{25} \int_{D_m} \left(\frac{1}{\rho^2} \partial_\phi f_2 \right)^2 dx \leq 36 \int_{D_m} |\nabla \mathcal{O}|^2 dx.$$

Plugging the above two inequalities and estimate (8.19) into (8.30) leads to

$$\int_{D_m} \frac{1}{\rho^2} |\nabla f_1|^2 dx \leq \left(\frac{18}{19} + \lambda_1 + \lambda_2 \right) \int_{D_m} \left(\frac{1}{\rho} \partial_\phi f_1 \right)^2 dx + \left(\frac{3}{100\lambda_1} + \frac{36}{\lambda_2} \right) \int_{D_m} |\nabla \mathcal{O}|^2 dx.$$

By choosing $\lambda_1 = \frac{1}{38} \cdot \frac{1}{37}$ and $\lambda_2 = \frac{1}{38} \cdot \frac{36}{37}$, we find

$$\int_{D_m} \frac{1}{\rho^2} |\nabla f_1|^2 dx \leq \frac{37}{38} \int_{D_m} \frac{1}{\rho^2} |\nabla f_1|^2 dx + 1450 \int_{D_m} |\nabla \mathcal{O}|^2 dx,$$

which implies (8.26). \square

At the end of this subsection, we introduce an L^2 estimate of $\frac{\partial_\phi \partial_\rho v_\rho}{\rho}$. This will be applied for further estimate of $(\mathcal{K}, \mathcal{F}, \mathcal{O})$. We mention that the left hand side of (8.31) is the second-order while the right hand side is the third-order derivatives of the velocity in the sense of scaling.

Lemma 8.3. *Let the region D_m be as defined in (2.1) with $m \geq 10^3$ and the angle $\alpha \in (0, \frac{\pi}{6}]$. Then for any $T > 0$ and for a.e. $t \in [0, T]$, there exists an absolute constant C such that*

$$\|\partial_\rho^2 v_\rho(\cdot, t)\|_{L^2(D_m)} + \left\| \frac{\partial_\phi \partial_\rho v_\rho}{\rho}(\cdot, t) \right\|_{L^2(D_m)} \leq C \|\nabla \mathcal{O}(\cdot, t)\|_{L^2(D_m)}. \quad (8.31)$$

Proof. Recall the Biot-Savart law of v_ρ in (8.1)₁

$$\left(\Delta + \frac{2}{\rho} \partial_\rho + \frac{2}{\rho^2} \right) v_\rho = -\frac{1}{\rho \sin \phi} \partial_\phi (\sin \phi \omega_\theta). \quad (8.32)$$

Multiplying (8.32) by $\partial_\rho^2 v_\rho$ and integrating over D_m , we have

$$\begin{aligned} & \int_{D_m} (\partial_\rho^2 v_\rho)^2 dx + \int_{D_m} \frac{4}{\rho} \partial_\rho v_\rho (\partial_\rho^2 v_\rho) dx + \int_{D_m} \frac{2}{\rho^2} v_\rho (\partial_\rho^2 v_\rho) dx \\ & + \underbrace{\int_{D_m} \frac{\partial_\rho^2 v_\rho}{\rho^2 \sin \phi} \partial_\phi (\sin \phi \partial_\phi v_\rho) dx}_M = - \int_{D_m} \frac{1}{\rho \sin \phi} \partial_\phi (\sin \phi \omega_\theta) \partial_\rho^2 v_\rho dx. \end{aligned} \quad (8.33)$$

We first compute M to obtain

$$M = 2\pi \int_{\pi/2-\alpha}^{\pi/2+\alpha} \int_{1/m}^1 \partial_\phi (\sin \phi \partial_\phi v_\rho) \partial_\rho^2 v_\rho d\rho d\phi.$$

Noticing that v_ρ , together with its derivatives in ϕ , vanish on arcs $A_{1,m} \cup A_{2,m}$, so it follows from integration by parts in ρ that

$$\begin{aligned} M &= -2\pi \int_{\pi/2-\alpha}^{\pi/2+\alpha} \int_{1/m}^1 \partial_\rho [\partial_\phi (\sin \phi \partial_\phi v_\rho)] \partial_\rho v_\rho d\rho d\phi \\ &= -2\pi \int_{\pi/2-\alpha}^{\pi/2+\alpha} \int_{1/m}^1 \partial_\phi (\sin \phi \partial_\phi \partial_\rho v_\rho) \partial_\rho v_\rho d\rho d\phi. \end{aligned}$$

Now we perform the integration by parts in ϕ , and using the fact that $\partial_\phi v_\rho$ and $\partial_\rho \partial_\phi v_\rho$ vanish on rays $R_{1,m} \cup R_{2,m}$, to get

$$M = 2\pi \int_{\pi/2-\alpha}^{\pi/2+\alpha} \int_{1/m}^1 (\partial_\phi \partial_\rho v_\rho)^2 \sin \phi \, d\rho \, d\phi = \int_{D_m} \left(\frac{\partial_\phi \partial_\rho v_\rho}{\rho} \right)^2 \, dx. \quad (8.34)$$

Next, we will treat other terms in (8.33). Using integration by parts and the Poincaré inequality (4.1), we deduce

$$\left| \int_{D_m} \frac{2}{\rho^2} v_\rho (\partial_\rho^2 v_\rho) \, dx \right| = 2 \int_{D_m} \left(\frac{\partial_\rho v_\rho}{\rho} \right)^2 \, dx \leq \frac{4}{19} \int_{D_m} \left(\frac{\partial_\phi \partial_\rho v_\rho}{\rho} \right)^2 \, dx. \quad (8.35)$$

By the Young inequality and Poincaré inequality (4.1) again, one has

$$\begin{aligned} \left| \int_{D_m} \frac{4}{\rho} (\partial_\rho v_\rho) (\partial_\rho^2 v_\rho) \, dx \right| &\leq \frac{3}{4} \int_{D_m} (\partial_\rho^2 v_\rho)^2 \, dx + \frac{16}{3} \int_{D_m} \left(\frac{\partial_\rho v_\rho}{\rho} \right)^2 \, dx \\ &\leq \frac{3}{4} \int_{D_m} (\partial_\rho^2 v_\rho)^2 \, dx + \frac{32}{57} \int_{D_m} \left(\frac{\partial_\phi \partial_\rho v_\rho}{\rho} \right)^2 \, dx. \end{aligned} \quad (8.36)$$

Combining (8.33)–(8.36) yields

$$\begin{aligned} &\int_{D_m} (\partial_\rho^2 v_\rho)^2 \, dx + \int_{D_m} \left(\frac{\partial_\phi \partial_\rho v_\rho}{\rho} \right)^2 \, dx \\ &\leq \frac{3}{4} \int_{D_m} (\partial_\rho^2 v_\rho)^2 \, dx + \left(\frac{4}{19} + \frac{32}{57} \right) \int_{D_m} \left(\frac{\partial_\phi \partial_\rho v_\rho}{\rho} \right)^2 \, dx + \left| \int_{D_m} \frac{1}{\rho \sin \phi} \partial_\phi (\sin \phi \omega_\theta) \partial_\rho^2 v_\rho \, dx \right|, \end{aligned}$$

which further implies that

$$\int_{D_m} (\partial_\rho^2 v_\rho)^2 \, dx + \int_{D_m} \left(\frac{\partial_\phi \partial_\rho v_\rho}{\rho} \right)^2 \, dx \leq 5 \left| \int_{D_m} \frac{1}{\rho \sin \phi} \partial_\phi (\sin \phi \omega_\theta) \partial_\rho^2 v_\rho \, dx \right|. \quad (8.37)$$

Recalling the relation (8.2), we know $\omega_\theta = \rho \sin \phi \mathcal{O} + \frac{2v_\phi \eta}{\rho}$. Consequently,

$$\begin{aligned} \frac{1}{\rho \sin \phi} \partial_\phi (\sin \phi \omega_\theta) &= \frac{\omega_\theta \cot \phi}{\rho} + \frac{\partial_\phi \omega_\theta}{\rho} \\ &= 2 \cos \phi \mathcal{O} + \sin \phi \partial_\phi \mathcal{O} + \frac{2\eta \cot \phi}{\rho^2} v_\phi + \frac{2\eta}{\rho^2} \partial_\phi v_\phi. \end{aligned}$$

Thus, it follows from Poincaré inequality (4.1) and Lemma 8.1 that

$$\left\| \frac{1}{\rho \sin \phi} \partial_\phi (\sin \phi \omega_\theta) \right\|_{L^2(D_m)} \lesssim \left\| \frac{\partial_\phi \mathcal{O}}{\rho} \right\|_{L^2(D_m)} + \left\| \frac{\partial_\phi v_\phi}{\rho} \right\|_{L^2(D_m)} \lesssim \|\nabla \mathcal{O}\|_{L^2(D_m)}.$$

This implies that

$$\left| \int_{D_m} \frac{1}{\rho \sin \phi} \partial_\phi (\sin \phi \omega_\theta) \partial_\rho^2 v_\rho \, dx \right| \leq \frac{1}{10} \|\partial_\rho^2 v_\rho\|_{L^2(D_m)}^2 + C \|\nabla \mathcal{O}\|_{L^2(D_m)}^2. \quad (8.38)$$

Substituting (8.38) in (8.37), one concludes (8.31). This finishes the proof of Lemma 8.3. \square

8.4. Control of v_θ/ρ via \mathcal{K} and \mathcal{F} .

Lemma 8.4. *Let the region D_m be as defined in (2.1) with $m \geq 10^3$ and the angle $\alpha \in (0, \frac{\pi}{6}]$. Then for any $T > 0$ and for a.e. $t \in [0, T]$, the next inequality holds*

$$\left\| \nabla \left(\frac{v_\theta}{\rho} \right) (\cdot, t) \right\|_{L^2(D_m)} \leq \frac{10}{3} \left(\|\mathcal{K}(\cdot, t)\|_{L^2(D_m)}^2 + \|\mathcal{F}(\cdot, t)\|_{L^2(D_m)}^2 \right)^{1/2}. \quad (8.39)$$

Proof. Denote $g \stackrel{\text{def}}{=} \frac{v_\theta}{\rho}$. Recalling the equation (8.3)₃ for v_θ and the boundary conditions (2.3)–(2.5), we replace v_θ by ρg to obtain

$$\left(\Delta - \frac{2 \cot \phi}{\rho} \frac{\partial \phi}{\partial \rho} + \frac{\csc^2 \phi}{\rho^2} \right) g = -\frac{1}{\rho^2} \partial_\rho (\rho^2 \mathcal{F}) + \frac{\partial_\phi \mathcal{K}}{\rho}. \quad (8.40)$$

and

$$\begin{cases} \partial_\rho g = 0, & \text{on } A_{1,m} \cup A_{2,m}, \\ \partial_\phi g = \cot \phi g, & \text{on } R_{1,m} \cup R_{2,m}. \end{cases} \quad (8.41)$$

Testing (8.40) by g and integrating on D , one deduces

$$\begin{aligned} \int_{D_m} |\nabla g|^2 dx - \int_{D_m} \frac{\csc^2 \phi}{\rho^2} g^2 dx &= -2 \int_{D_m} \frac{\cot \phi}{\rho^2} g \partial_\phi g dx + \int_{D_m} \frac{1}{\rho^2} \partial_\rho (\rho^2 \mathcal{F}) g dx \\ &\quad - \int_{D_m} \frac{\partial_\phi \mathcal{K}}{\rho} g dx + \int_{\partial D_m} g \partial_n g dS. \end{aligned} \quad (8.42)$$

Using (8.41), we notice that

$$\int_{\partial D_m} g \partial_n g dS = 2\pi \int_{\frac{1}{m}}^1 g^2 \cot \phi \sin \phi d\rho \Big|_{\phi=\frac{\pi}{2}-\alpha}^{\frac{\pi}{2}+\alpha} = \underbrace{2\pi \int_{\frac{1}{m}}^1 \int_{\frac{\pi}{2}-\alpha}^{\frac{\pi}{2}+\alpha} \partial_\phi (g^2 \cos \phi) d\phi d\rho}_{B_1}. \quad (8.43)$$

First we see

$$\begin{aligned} B_1 &= 4\pi \int_{\frac{1}{m}}^1 \int_{\frac{\pi}{2}-\alpha}^{\frac{\pi}{2}+\alpha} \frac{1}{\rho^2} g (\partial_\phi g) \cot \phi (\rho^2 \sin \phi) d\phi d\rho - 2\pi \int_{\frac{1}{m}}^1 \int_{\frac{\pi}{2}-\alpha}^{\frac{\pi}{2}+\alpha} \frac{g^2}{\rho^2} (\rho^2 \sin \phi) d\phi d\rho \\ &= 2 \int_{D_m} \frac{\cot \phi}{\rho^2} g \partial_\phi g dx - \int_{D_m} \frac{g^2}{\rho^2} dx. \end{aligned} \quad (8.44)$$

Moreover, noticing that $\mathcal{F} = 0$ on $A_{1,m} \cup A_{2,m}$, one has

$$\int_{D_m} \frac{1}{\rho^2} \partial_\rho (\rho^2 \mathcal{F}) g dx = \int_{\frac{\pi}{2}-\alpha}^{\frac{\pi}{2}+\alpha} \int_{\frac{1}{m}}^1 g \partial_\rho (\rho^2 \mathcal{F}) \sin \phi d\rho d\phi = - \int_{D_m} \mathcal{F} \partial_\rho g dx. \quad (8.45)$$

Owing to $\mathcal{K} = 0$ on $R_{1,m} \cup R_{2,m}$, one deduces

$$- \int_{D_m} \frac{\partial_\phi \mathcal{K}}{\rho} g dx = - \int_{\frac{\pi}{2}-\alpha}^{\frac{\pi}{2}+\alpha} \int_{\frac{1}{m}}^1 \rho g (\partial_\phi \mathcal{K}) \sin \phi d\rho d\phi = \int_{D_m} \frac{\partial_\phi g}{\rho} \mathcal{K} dx + \int_{D_m} \frac{\cot \phi}{\rho} \mathcal{K} g dx. \quad (8.46)$$

Substituting (8.43), (8.44), (8.45) and (8.46) in (8.42), one derives

$$\begin{aligned} &\int_{D_m} |\nabla g|^2 dx + \int_{D_m} \frac{1 - \csc^2 \phi}{\rho^2} g^2 dx \\ &= - \int_{D_m} \mathcal{F} \partial_\rho g dx + \int_{D_m} \frac{\partial_\phi g}{\rho} \mathcal{K} dx + \int_{D_m} \frac{\cot \phi}{\rho} \mathcal{K} g dx. \end{aligned} \quad (8.47)$$

Here the last term follows that

$$\begin{aligned}
\int_{D_m} \frac{\cot \phi}{\rho} \mathcal{K} g \, dx &= 2\pi \int_{\frac{1}{m}}^1 \int_{\frac{\pi}{2}-\alpha}^{\frac{\pi}{2}+\alpha} \frac{\sin \phi \cos \phi}{\rho} g \partial_\phi \left(\frac{v_\theta}{\sin \phi} \right) \, d\phi \, d\rho \\
&= 2\pi \int_{\frac{1}{m}}^1 \int_{\frac{\pi}{2}-\alpha}^{\frac{\pi}{2}+\alpha} \sin \phi \cos \phi g \partial_\phi \left(\frac{g}{\sin \phi} \right) \, d\phi \, d\rho \\
&= 2\pi \int_{\frac{1}{m}}^1 \int_{\frac{\pi}{2}-\alpha}^{\frac{\pi}{2}+\alpha} \cos \phi g \partial_\phi g \, d\phi \, d\rho - 2\pi \int_{\frac{1}{m}}^1 \int_{\frac{\pi}{2}-\alpha}^{\frac{\pi}{2}+\alpha} g^2 \frac{\cos^2 \phi}{\sin \phi} \, d\phi \, d\rho \\
&= \int_{D_m} \cot \phi \frac{\partial_\phi g}{\rho} \frac{g}{\rho} \, dx - \int_{D_m} \frac{g^2}{\rho^2} \cot^2 \phi \, dx.
\end{aligned}$$

Thus one infers from (8.47) that

$$\int_{D_m} |\nabla g|^2 \, dx = - \int_{D_m} \mathcal{F} \partial_\rho g \, dx + \int_{D_m} \frac{\partial_\phi g}{\rho} \mathcal{K} \, dx + \int_{D_m} \cot \phi \frac{\partial_\phi g}{\rho} \frac{g}{\rho} \, dx. \quad (8.48)$$

With the help of Corollary 5.3, we infer from (8.48) that

$$\frac{3}{10} \int_{D_m} |\nabla g|^2 \, dx \leq \| \mathcal{F} \|_{L^2(D_m)} \| \partial_\rho g \|_{L^2(D_m)} + \| \mathcal{K} \|_{L^2(D_m)} \left\| \frac{\partial_\phi g}{\rho} \right\|_{L^2(D_m)}.$$

Then it follows from Cauchy inequality that

$$\frac{3}{10} \int_{D_m} |\nabla g|^2 \, dx \leq \| \nabla g \|_{L^2(D_m)} \left(\| \mathcal{F} \|_{L^2(D_m)}^2 + \| \mathcal{K} \|_{L^2(D_m)}^2 \right)^{1/2}.$$

which concludes (8.39). \square

9. ENERGY ESTIMATE FOR THE TRIPLE $(\mathcal{K}, \mathcal{F}, \mathcal{O})$ IN D_m

In this section, we will obtain a uniform energy bound for $(\mathcal{K}, \mathcal{F}, \mathcal{O})$.

9.1. Statement of the energy bound for $(\mathcal{K}, \mathcal{F}, \mathcal{O})$. Recall the system (2.13) and their boundary conditions (2.15) given in Section 2. We will establish the following uniform energy bound for $(\mathcal{K}, \mathcal{F}, \mathcal{O})$:

Proposition 9.1. *Let the region D_m be as defined in (2.1) with $m \geq 10^3$ and the angle $\alpha \in (0, \frac{\pi}{6}]$. Let \mathcal{K} , \mathcal{F} and \mathcal{O} be defined as in (1.19)–(1.21). Then there exists an absolute constant C_* such that if*

$$\| \Gamma_0 \|_{L^\infty(D_m)} \leq C_*, \quad (9.1)$$

then the following estimate holds for any $T > 0$:

$$\begin{aligned}
&\int_{D_m} (\mathcal{K}^2 + \mathcal{F}^2 + \mathcal{O}^2)(x, T) \, dx + \frac{1}{6} \int_0^T \int_{D_m} (|\nabla \mathcal{K}|^2 + |\nabla \mathcal{F}|^2 + |\nabla \mathcal{O}|^2)(x, t) \, dx \, dt \\
&\leq \exp \left[C(1 + \| \mathbf{v}_0 \|_{L^2(D_m)}^4) \right] \int_{D_m} (\mathcal{K}_0^2 + \mathcal{F}_0^2 + \mathcal{O}_0^2 + 1)(x) \, dx,
\end{aligned} \quad (9.2)$$

where C is a positive constant independent of T and m .

To prove this proposition, we split the argument into the following lemmas, corresponding to the estimates of \mathcal{K} , \mathcal{F} , and \mathcal{O} , respectively.

9.2. Energy estimates for \mathcal{K} and \mathcal{F} .

Lemma 9.2 (estimate of \mathcal{K}). *Under the same condition as Proposition 9.1, we have*

$$\frac{d}{dt} \|\mathcal{K}\|_{L^2(D_m)}^2 + \frac{1}{5} \|\nabla \mathcal{K}\|_{L^2(D_m)}^2 \leq C_{\mathcal{K}} \|\Gamma\|_{L^\infty(D_m)}^2 \|\nabla \mathcal{O}\|_{L^2(D_m)}^2, \quad (9.3)$$

where $C_{\mathcal{K}} > 0$ is an absolute constant.

Proof. Multiplying (2.13)₁ by \mathcal{K} , then integrating the results over D_m , we deduce

$$\begin{aligned} \frac{1}{2} \frac{d}{dt} \|\mathcal{K}\|_{L^2(D_m)}^2 &= \int_{D_m} \mathcal{K} \left(\Delta + \frac{4}{\rho} \partial_\rho + \frac{2 - 4 \cot^2 \phi}{\rho^2} \right) \mathcal{K} \, dx \\ &\quad + \underbrace{\int_{D_m} \mathcal{K} \boldsymbol{\omega} \cdot \nabla \left(\frac{v_\rho}{\rho} \right) \, dx}_{I_1} - \int_{D_m} \mathcal{K} f_{\mathcal{K}} \, dx. \end{aligned} \quad (9.4)$$

We first estimate I_1 which is the most challenging part in (9.4). According to the vorticity formula in (1.13), we deduce

$$\begin{aligned} I_1 &= \int_{D_m} \mathcal{K} \left(\omega_\rho \partial_\rho + \omega_\phi \frac{1}{\rho} \partial_\phi \right) \left(\frac{v_\rho}{\rho} \right) \, dx \\ &= 2\pi \underbrace{\int_{\frac{\pi}{2}-\alpha}^{\frac{\pi}{2}+\alpha} \int_{\frac{1}{m}}^1 \mathcal{K} \rho \partial_\phi (\sin \phi v_\theta) \partial_\rho \left(\frac{v_\rho}{\rho} \right) \, d\rho \, d\phi}_{I_{11}} - 2\pi \underbrace{\int_{\frac{\pi}{2}-\alpha}^{\frac{\pi}{2}+\alpha} \int_{\frac{1}{m}}^1 \mathcal{K} \partial_\rho (\rho v_\theta) \partial_\phi \left(\frac{v_\rho}{\rho} \right) \sin \phi \, d\rho \, d\phi}_{I_{12}}. \end{aligned}$$

Based on the boundary condition (2.15) for \mathcal{K} which vanishes on rays $R_{1,m} \cup R_{2,m}$, so

$$\begin{aligned} I_{11} &= -2\pi \int_{\frac{\pi}{2}-\alpha}^{\frac{\pi}{2}+\alpha} \int_{\frac{1}{m}}^1 (\partial_\phi \mathcal{K}) \rho (\sin \phi v_\theta) \partial_\rho \left(\frac{v_\rho}{\rho} \right) \, d\rho \, d\phi \\ &\quad - 2\pi \int_{\frac{\pi}{2}-\alpha}^{\frac{\pi}{2}+\alpha} \int_{\frac{1}{m}}^1 \mathcal{K} \rho (\sin \phi v_\theta) \partial_\phi \partial_\rho \left(\frac{v_\rho}{\rho} \right) \, d\rho \, d\phi. \end{aligned}$$

Meanwhile, since v_ρ and $\partial_\phi \rho$ vanish on arcs $A_{1,m} \cup A_{2,m}$, then

$$\begin{aligned} I_{12} &= -2\pi \int_{\frac{\pi}{2}-\alpha}^{\frac{\pi}{2}+\alpha} \int_{\frac{1}{m}}^1 (\partial_\rho \mathcal{K}) (\rho v_\theta) \partial_\phi \left(\frac{v_\rho}{\rho} \right) \sin \phi \, d\rho \, d\phi \\ &\quad - 2\pi \int_{\frac{\pi}{2}-\alpha}^{\frac{\pi}{2}+\alpha} \int_{\frac{1}{m}}^1 \mathcal{K} (\rho v_\theta) \partial_\rho \partial_\phi \left(\frac{v_\rho}{\rho} \right) \sin \phi \, d\rho \, d\phi. \end{aligned}$$

Noting that the second term in I_{11} matches that in I_{12} , so we obtain

$$\begin{aligned} I_1 &= -2\pi \int_{\frac{\pi}{2}-\alpha}^{\frac{\pi}{2}+\alpha} \int_{\frac{1}{m}}^1 (\partial_\phi \mathcal{K}) \rho (\sin \phi v_\theta) \partial_\rho \left(\frac{v_\rho}{\rho} \right) \, d\rho \, d\phi \\ &\quad + 2\pi \int_{\frac{\pi}{2}-\alpha}^{\frac{\pi}{2}+\alpha} \int_{\frac{1}{m}}^1 (\partial_\rho \mathcal{K}) (\rho v_\theta) \partial_\phi \left(\frac{v_\rho}{\rho} \right) \sin \phi \, d\rho \, d\phi \\ &= - \int_{D_m} \frac{\partial_\phi \mathcal{K}}{\rho} v_\theta \partial_\rho \left(\frac{v_\rho}{\rho} \right) \, dx + \int_{D_m} (\partial_\rho \mathcal{K}) v_\theta \frac{\partial_\phi}{\rho} \left(\frac{v_\rho}{\rho} \right) \, dx. \end{aligned}$$

Since $\Gamma = \rho \sin \phi v_\theta$ and $\phi \in [\pi/2 - \alpha, \pi/2 + \alpha] \subset [\pi/3, 2\pi/3]$, then

$$|v_\theta| = \frac{|\Gamma|}{\rho \sin \phi} \leq \frac{2}{\sqrt{3}\rho} \|\Gamma\|_{L^\infty(D_m)}. \quad (9.5)$$

As a consequence,

$$|I_1| \lesssim \|\Gamma\|_{L^\infty(D_m)} \left(\left\| \frac{\partial_\phi \mathcal{K}}{\rho} \right\|_{L^2(D_m)} \left\| \frac{1}{\rho} \partial_\rho \left(\frac{v_\rho}{\rho} \right) \right\|_{L^2(D_m)} + \|\partial_\rho \mathcal{K}\|_{L^2(D_m)} \left\| \frac{\partial_\phi}{\rho^2} \left(\frac{v_\rho}{\rho} \right) \right\|_{L^2(D_m)} \right).$$

Combining with the estimate (8.26) in Lemma 8.2 yields

$$\begin{aligned} |I_1| &\lesssim \|\Gamma\|_{L^\infty(D_m)} \|\nabla \mathcal{O}\|_{L^2(D_m)} \|\nabla \mathcal{K}\|_{L^2(D_m)} \\ &\leq \frac{1}{5} \|\nabla \mathcal{K}\|_{L^2(D_m)}^2 + C \|\Gamma\|_{L^\infty(D_m)}^2 \|\nabla \mathcal{O}\|_{L^2(D_m)}^2. \end{aligned} \quad (9.6)$$

We next deal with the term that involves the Laplacian in (9.4). Recalling the boundary condition (2.15) for \mathcal{K} again, we use integration by parts to obtain

$$\begin{aligned} \int_{D_m} \mathcal{K} \Delta \mathcal{K} \, dx &= - \int_{D_m} |\nabla \mathcal{K}|^2 \, dx + 2\pi \int_{\frac{\pi}{2}-\alpha}^{\frac{\pi}{2}+\alpha} \mathcal{K} \partial_\rho \mathcal{K} \rho^2 \sin \phi \Big|_{\rho=\frac{1}{m}}^1 \, d\phi \\ &= - \int_{D_m} |\nabla \mathcal{K}|^2 \, dx - 2\pi \int_{\frac{\pi}{2}-\alpha}^{\frac{\pi}{2}+\alpha} \mathcal{K}^2 \rho \sin \phi \Big|_{\rho=\frac{1}{m}}^1 \, d\phi. \end{aligned} \quad (9.7)$$

Using the Newton-Leibniz formula, it follows that

$$\begin{aligned} \int_{D_m} \mathcal{K} \Delta \mathcal{K} \, dx &= - \|\nabla \mathcal{K}(\cdot, t)\|_{L^2(D_m)}^2 - 2\pi \int_{\frac{1}{m}}^1 \int_{\frac{\pi}{2}-\alpha}^{\frac{\pi}{2}+\alpha} \partial_\rho(\rho \mathcal{K}^2) \sin \phi \, d\phi \, d\rho \\ &= - \|\nabla \mathcal{K}(\cdot, t)\|_{L^2(D_m)}^2 - \int_{D_m} \left(\frac{\mathcal{K}^2}{\rho^2} + \frac{2\mathcal{K}}{\rho} \partial_\rho \mathcal{K} \right) \, dx. \end{aligned}$$

Hence,

$$\begin{aligned} &\int_{D_m} \mathcal{K} \left(\Delta + \frac{4}{\rho} \partial_\rho + \frac{2-4\cot^2 \phi}{\rho^2} \right) \mathcal{K} \, dx \\ &= - \|\nabla \mathcal{K}\|_{L^2(D_m)}^2 - \int_{D_m} \left(\frac{\mathcal{K}^2}{\rho^2} + \frac{2\mathcal{K}}{\rho} \partial_\rho \mathcal{K} \right) \, dx + \int_{D_m} \mathcal{K} \left(\frac{4}{\rho} \partial_\rho + \frac{2-4\cot^2 \phi}{\rho^2} \right) \mathcal{K} \, dx \\ &= - \|\nabla \mathcal{K}\|_{L^2(D_m)}^2 + \underbrace{2 \int_{D_m} \frac{\mathcal{K}}{\rho} \partial_\rho \mathcal{K} \, dx}_{K_1} + \underbrace{\int_{D_m} \frac{1-4\cot^2 \phi}{\rho^2} \mathcal{K}^2 \, dx}_{K_2}. \end{aligned} \quad (9.8)$$

Using the Cauchy-Schwarz inequality and the Poincaré inequality (4.2),

$$\begin{aligned} |K_1| &\leq 2 \left\| \frac{\mathcal{K}}{\rho} \right\|_{L^2(D_m)} \|\partial_\rho \mathcal{K}\|_{L^2(D_m)} \leq \frac{2\sqrt{3}}{5} \left\| \frac{\partial_\phi \mathcal{K}}{\rho} \right\|_{L^2(D_m)} \|\partial_\rho \mathcal{K}\|_{L^2(D_m)} \\ &\leq \frac{1}{2} \|\partial_\rho \mathcal{K}\|_{L^2(D_m)}^2 + \frac{6}{25} \left\| \frac{\partial_\phi \mathcal{K}}{\rho} \right\|_{L^2(D_m)}^2. \end{aligned}$$

and

$$|K_2| \leq \frac{3}{25} \left\| \frac{\partial_\phi \mathcal{K}}{\rho} \right\|_{L^2(D_m)}^2.$$

The above two estimates indicate that

$$|K_1| + |K_2| \leq \frac{1}{2} \|\nabla \mathcal{K}\|_{L^2(D_m)}^2.$$

Plugging this estimate into (9.8) yields

$$\int_{D_m} \mathcal{K} \left(\Delta + \frac{4}{\rho} \partial_\rho + \frac{2-4\cot^2 \phi}{\rho^2} \right) \mathcal{K} \, dx \leq -\frac{1}{2} \|\nabla \mathcal{K}\|_{L^2(D_m)}^2. \quad (9.9)$$

Combining (9.6), (9.9) with (9.4) leads to

$$\frac{1}{2} \frac{d}{dt} \|\mathcal{K}\|_{L^2(D_m)}^2 \leq -\frac{3}{10} \|\nabla \mathcal{K}\|_{L^2(D_m)}^2 + C \|\Gamma\|_{L^\infty(D_m)}^2 \|\nabla \mathcal{O}\|_{L^2(D_m)}^2 + \left| \int_{D_m} \mathcal{K} f_{\mathcal{K}} dx \right|. \quad (9.10)$$

Recalling the expression for $f_{\mathcal{K}}$ in (2.14):

$$f_{\mathcal{K}} = -\frac{6 \cot \phi}{\rho^3} v_\rho v_\theta - \frac{2 + 2 \cos^2 \phi}{\rho^3 \sin \phi} v_\phi v_\theta,$$

then it follows from (9.5) and the Cauchy-Schwarz inequality that

$$\begin{aligned} \left| \int_{D_m} \mathcal{K} f_{\mathcal{K}} dx \right| &\lesssim \|\Gamma\|_{L^\infty(D_m)} \int_{D_m} \frac{|\mathcal{K}|}{\rho} \frac{|v_\rho| + |v_\phi|}{\rho^3} dx \\ &\lesssim \|\Gamma\|_{L^\infty(D_m)} \left(\left\| \frac{v_\rho}{\rho^3} \right\|_{L^2(D_m)} + \left\| \frac{v_\phi}{\rho^3} \right\|_{L^2(D_m)} \right) \left\| \frac{\mathcal{K}}{\rho} \right\|_{L^2(D_m)}. \end{aligned}$$

Applying the Poincaré inequality (4.1) for v_ρ and (4.2) for v_ϕ and \mathcal{K} yields

$$\left| \int_{D_m} \mathcal{K} f_{\mathcal{K}} dx \right| \lesssim \|\Gamma\|_{L^\infty(D_m)} \left(\left\| \frac{1}{\rho} \frac{\partial_\phi}{\rho} \left(\frac{v_\rho}{\rho} \right) \right\|_{L^2(D_m)} + \left\| \frac{1}{\rho} \frac{\partial_\phi}{\rho} \left(\frac{v_\phi}{\rho} \right) \right\|_{L^2(D_m)} \right) \left\| \frac{\partial_\phi \mathcal{K}}{\rho} \right\|_{L^2(D_m)}.$$

Moreover, by taking advantage of Lemma 8.1 and Lemma 8.2, we find

$$\begin{aligned} \left| \int_{D_m} \mathcal{K} f_{\mathcal{K}} dx \right| &\lesssim \|\Gamma\|_{L^\infty(D_m)} \|\nabla \mathcal{O}\|_{L^2(D_m)} \left\| \frac{\partial_\phi \mathcal{K}}{\rho} \right\|_{L^2(D_m)} \\ &\leq \frac{1}{5} \|\nabla \mathcal{K}\|_{L^2(D_m)}^2 + C \|\Gamma\|_{L^\infty(D_m)}^2 \|\nabla \mathcal{O}\|_{L^2(D_m)}^2. \end{aligned} \quad (9.11)$$

Finally, plugging (9.11) into (9.10) leads to

$$\frac{1}{2} \frac{d}{dt} \|\mathcal{K}\|_{L^2(D_m)}^2 \leq -\frac{1}{10} \|\nabla \mathcal{K}\|_{L^2(D_m)}^2 + C \|\Gamma\|_{L^\infty(D_m)}^2 \|\nabla \mathcal{O}\|_{L^2(D_m)}^2.$$

□

Lemma 9.3 (estimate of \mathcal{F}). *Under the same condition as Proposition 9.1, we have*

$$\frac{d}{dt} \|\mathcal{F}\|_{L^2(D_m)}^2 + \frac{4}{5} \|\nabla \mathcal{F}\|_{L^2(D_m)}^2 \leq \frac{4}{3} \|\nabla \mathcal{K}\|_{L^2(D_m)}^2 + C_{\mathcal{F}} \|\Gamma\|_{L^\infty(D_m)}^2 \|\nabla \mathcal{O}\|_{L^2(D_m)}^2. \quad (9.12)$$

where $C_{\mathcal{F}} > 0$ is an absolute constant.

Proof. Multiply (2.13)₂ by \mathcal{F} and integrating over D_m , we get

$$\begin{aligned} \frac{1}{2} \frac{d}{dt} \|\mathcal{F}\|_{L^2(D_m)}^2 &= \int_{D_m} \mathcal{F} \left(\Delta + \frac{2}{\rho} \partial_\rho - \frac{3 + \cot^2 \phi}{\rho^2} \right) \mathcal{F} dx - \int_{D_m} \mathcal{F} \boldsymbol{\omega} \cdot \nabla \left(\frac{v_\phi}{\rho} \right) dx \\ &\quad - \int_{D_m} \mathcal{F} \left(\frac{2}{\rho^2} \partial_\phi \mathcal{K} + \frac{4 \cot \phi}{\rho^2} \mathcal{K} \right) dx - \int_{D_m} \mathcal{F} f_{\mathcal{F}} dx. \end{aligned} \quad (9.13)$$

Here $f_{\mathcal{F}}$ is the right hand side of (2.13)₂.

Similarly as the derivation for (9.6), we obtain

$$\left| \int_{D_m} \mathcal{F} \boldsymbol{\omega} \cdot \nabla \left(\frac{v_\phi}{\rho} \right) dx \right| \leq \frac{1}{5} \|\nabla \mathcal{F}\|_{L^2(D_m)}^2 + C \|\Gamma\|_{L^\infty(D_m)}^2 \|\nabla \mathcal{O}\|_{L^2(D_m)}^2. \quad (9.14)$$

Then analogous to the argument between (9.7)–(9.8), we deduce

$$\int_{D_m} \mathcal{F} \Delta \mathcal{F} dx = -\|\nabla \mathcal{F}\|_{L^2(D_m)}^2 + \int_{D_m} \frac{2\mathcal{F}(\partial_\phi \mathcal{F}) \cot \phi}{\rho^2} dx - \int_{D_m} \frac{1}{\rho^2} \mathcal{F}^2 dx,$$

and

$$\begin{aligned} & \int_{D_m} \mathcal{F} \left(\Delta + \frac{2}{\rho} \partial_\rho - \frac{3 + \cot^2 \phi}{\rho^2} \right) \mathcal{F} dx \\ &= - \|\nabla \mathcal{F}\|_{L^2(D_m)}^2 + \underbrace{\int_{D_m} \frac{2\mathcal{F}(\partial_\phi \mathcal{F}) \cot \phi}{\rho^2} dx}_{F_1} + \underbrace{\int_{D_m} \frac{2\mathcal{F} \partial_\rho \mathcal{F}}{\rho} dx}_{F_2} - \int_{D_m} \frac{4 + \cot^2 \phi}{\rho^2} \mathcal{F}^2 dx. \end{aligned} \quad (9.15)$$

Using the Young inequality and noticing that $|\cot \phi| \leq \frac{2}{\sqrt{3}}$,

$$|F_1| \leq \frac{2}{\sqrt{3}} \left\| \frac{\mathcal{F}}{\rho} \right\|_{L^2(D_m)} \left\| \frac{\partial_\phi \mathcal{F}}{\rho} \right\|_{L^2(D_m)} \leq \frac{1}{5} \left\| \frac{\partial_\phi \mathcal{F}}{\rho} \right\|_{L^2(D_m)}^2 + \frac{5}{3} \left\| \frac{\mathcal{F}}{\rho} \right\|_{L^2(D_m)}^2.$$

Meanwhile, since \mathcal{F} vanishes on arcs $A_{1,m} \cup A_{2,m}$ due to the boundary condition (2.15), we apply integration by parts to get

$$F_2 = 2\pi \int_{\frac{1}{m}}^1 \int_{\frac{\pi}{2}-\alpha}^{\frac{\pi}{2}+\alpha} \rho \partial_\rho (\mathcal{F}^2) \sin \phi d\phi d\rho = -2\pi \int_{\frac{1}{m}}^1 \int_{\frac{\pi}{2}-\alpha}^{\frac{\pi}{2}+\alpha} \mathcal{F}^2 \sin \phi d\phi d\rho = - \left\| \frac{\mathcal{F}}{\rho} \right\|_{L^2(D_m)}^2.$$

Combining the above estimates of F_1 and F_2 with (9.15) yields

$$\int_{D_m} \mathcal{F} \left(\Delta + \frac{2}{\rho} \partial_\rho - \frac{3 + \cot^2 \phi}{\rho^2} \right) \mathcal{F} dx \leq -\frac{4}{5} \|\nabla \mathcal{F}\|_{L^2(D_m)}^2 - \frac{10}{3} \left\| \frac{\mathcal{F}}{\rho} \right\|_{L^2(D_m)}^2. \quad (9.16)$$

Plugging (9.14) and (9.16) into (9.13) yields

$$\begin{aligned} \frac{1}{2} \frac{d}{dt} \|\mathcal{F}\|_{L^2(D_m)}^2 &\leq -\frac{3}{5} \|\nabla \mathcal{F}\|_{L^2(D_m)}^2 - \frac{10}{3} \left\| \frac{\mathcal{F}}{\rho} \right\|_{L^2(D_m)}^2 + C \|\Gamma\|_{L^\infty(D_m)}^2 \|\nabla \mathcal{O}\|_{L^2(D_m)}^2 \\ &\quad + \int_{D_m} \mathcal{F} \left(\frac{2}{\rho^2} \partial_\phi \mathcal{K} + \frac{4 \cot \phi}{\rho^2} \mathcal{K} \right) dx + \int_{D_m} \mathcal{F} f_{\mathcal{F}} dx. \end{aligned} \quad (9.17)$$

Moreover, by Young's inequality and the Poincaré inequality (4.2), we get

$$\begin{aligned} & \left| \int_{D_m} \mathcal{F} \left(\frac{2}{\rho^2} \partial_\phi \mathcal{K} + \frac{4 \cot \phi}{\rho^2} \mathcal{K} \right) dx \right| \\ &\leq \left(2 \left\| \frac{\mathcal{F}}{\rho} \right\|_{L^2(D_m)}^2 + \frac{1}{2} \left\| \frac{\partial_\phi \mathcal{K}}{\rho} \right\|_{L^2(D_m)}^2 \right) + \left(\left\| \frac{\mathcal{F}}{\rho} \right\|_{L^2(D_m)}^2 + \frac{4}{3} \left\| \frac{\mathcal{K}}{\rho} \right\|_{L^2(D_m)}^2 \right) \\ &\leq 3 \left\| \frac{\mathcal{F}}{\rho} \right\|_{L^2(D_m)}^2 + \left(\frac{1}{2} + \frac{4}{3} \cdot \frac{3}{25} \right) \left\| \frac{\partial_\phi \mathcal{K}}{\rho} \right\|_{L^2(D_m)}^2. \end{aligned} \quad (9.18)$$

Next, using the same method in the derivation for (9.11), we deduce that

$$\left| \int_{D_m} \mathcal{F} f_{\mathcal{F}} dx \right| \leq \frac{1}{5} \|\nabla \mathcal{F}\|_{L^2(D_m)}^2 + C \|\Gamma\|_{L^\infty(D_m)}^2 \|\nabla \mathcal{O}\|_{L^2(D_m)}^2. \quad (9.19)$$

Substituting (9.18) and (9.19) into (9.17) gives

$$\frac{1}{2} \frac{d}{dt} \|\mathcal{F}\|_{L^2(D_m)}^2 \leq -\frac{2}{5} \|\nabla \mathcal{F}\|_{L^2(D_m)}^2 + \frac{33}{50} \|\nabla \mathcal{K}\|_{L^2(D_m)}^2 + C \|\Gamma\|_{L^\infty(D_m)}^2 \|\nabla \mathcal{O}\|_{L^2(D_m)}^2, \quad (9.20)$$

which implies (9.12). This finishes the proof of Lemma 9.3. \square

9.3. Energy estimate for \mathcal{O} . Before carrying out the energy estimate for \mathcal{O} , we first introduce some basic inequalities which will be applied to control nonlinear terms in Lemma 9.5.

Lemma 9.4 (Nonlinear control). *Let the region D_m be as defined in (2.1) with $m \geq 10^3$ and the angle $\alpha \in (0, \frac{\pi}{6}]$. Let $f, g \in H^1(D_m)$ be axially symmetric functions. Suppose for any $\rho \in [\frac{1}{m}, 1]$, there exists $\phi_\rho \in [\frac{\pi}{2} - \alpha, \frac{\pi}{2} + \alpha]$ such that $g(\rho, \phi_\rho) = 0$. Then the following estimates hold*

$$\|fg\|_{L^2(D_m)}^2 \leq C \left\| \frac{f}{\rho} \right\|_{L^2(D_m)} \left(\left\| \frac{\partial_\rho f}{\rho} \right\|_{L^2(D_m)} + \left\| \frac{f}{\rho^2} \right\|_{L^2(D_m)} \right) \|g\|_{L^2(D_m)} \|\partial_\phi g\|_{L^2(D_m)}, \quad (9.21)$$

and

$$\|fg\|_{L^2(D_m)}^2 \leq C \left\| \frac{f}{\rho} \right\|_{L^2(D_m)} \left(\|\partial_\rho f\|_{L^2(D_m)} + \left\| \frac{f}{\rho} \right\|_{L^2(D_m)} \right) \|g\|_{L^2(D_m)} \left\| \frac{\partial_\phi g}{\rho} \right\|_{L^2(D_m)}, \quad (9.22)$$

where $C > 0$ denotes an absolute constant.

Proof. Let η be the cut-off function of variable ρ defined in (1.20). For any $\phi \in [\frac{\pi}{2} - \alpha, \frac{\pi}{2} + \alpha]$, one has

$$\begin{aligned} \int_{\frac{1}{m}}^1 f^2 g^2 \rho^2 \, d\rho &\leq 2 \int_{\frac{1}{m}}^1 (f\eta)^2 g^2 \rho^2 \, d\rho + 2 \int_{\frac{1}{m}}^1 [f(1-\eta)]^2 g^2 \rho^2 \, d\rho \\ &\leq 2 \left(\sup_{\rho \in [\frac{1}{m}, 1]} (f\eta)^2 + \sup_{\rho \in [\frac{1}{m}, 1]} [f(1-\eta)]^2 \right) \int_{\frac{1}{m}}^1 g^2 \rho^2 \, d\rho. \end{aligned} \quad (9.23)$$

Since $\eta = 0$ for $\rho \leq \frac{1}{3}$, using the Newton-Leibniz formula, we infer that

$$\sup_{\rho \in [\frac{1}{m}, 1]} (f\eta)^2 \leq \int_{\frac{1}{m}}^1 |\partial_\rho [(f\eta)^2]| \, d\rho \lesssim \int_{\frac{1}{m}}^1 \left(\frac{f^2}{\rho^3} + \frac{|f\partial_\rho f|}{\rho^2} \right) \rho^2 \, d\rho. \quad (9.24)$$

Similarly, since $1 - \eta = 0$ for $\rho \geq \frac{2}{3}$, we also have

$$\sup_{\rho \in [\frac{1}{m}, 1]} [f(1-\eta)]^2 \lesssim \int_{\frac{1}{m}}^1 \left(\frac{f^2}{\rho^3} + \frac{|f\partial_\rho f|}{\rho^2} \right) \rho^2 \, d\rho. \quad (9.25)$$

Moreover, since there exists $\phi_\rho \in [\frac{\pi}{2} - \alpha, \frac{\pi}{2} + \alpha]$ such that $g(\rho, \phi_\rho) = 0$, one has

$$\sup_{\phi \in [\frac{\pi}{2} - \alpha, \frac{\pi}{2} + \alpha]} \int_{\frac{1}{m}}^1 g^2 \rho^2 \, d\rho \leq \int_{\frac{1}{m}}^1 \sup_{\phi \in [\frac{\pi}{2} - \alpha, \frac{\pi}{2} + \alpha]} (g^2 \rho^2) \, d\rho \leq 2 \int_{\frac{1}{m}}^1 \left(\int_{\frac{\pi}{2} - \alpha}^{\frac{\pi}{2} + \alpha} |g\partial_\phi g| \, d\phi \right) \rho^2 \, d\rho. \quad (9.26)$$

Combining (9.23)–(9.24)–(9.25)–(9.26) yields

$$\begin{aligned} \|fg\|_{L^2(D_m)}^2 &= 2\pi \int_{\frac{\pi}{2} - \alpha}^{\frac{\pi}{2} + \alpha} \left(\int_{\frac{1}{m}}^1 f^2 g^2 \rho^2 \, d\rho \right) \sin \phi \, d\phi \\ &\lesssim \left[\int_{\frac{\pi}{2} - \alpha}^{\frac{\pi}{2} + \alpha} \left(\int_{\frac{1}{m}}^1 \left(\frac{f^2}{\rho^3} + \frac{|f\partial_\rho f|}{\rho^2} \right) \rho^2 \, d\rho \right) \sin \phi \, d\phi \right] \left(\int_{\frac{1}{m}}^1 \int_{\frac{\pi}{2} - \alpha}^{\frac{\pi}{2} + \alpha} |g\partial_\phi g| \rho^2 \, d\phi \, d\rho \right) \\ &= \int_{D_m} \left(\frac{f^2}{\rho^3} + \frac{|f\partial_\rho f|}{\rho^2} \right) \, dx \int_{\frac{1}{m}}^1 \int_{\frac{\pi}{2} - \alpha}^{\frac{\pi}{2} + \alpha} |g\partial_\phi g| \rho^2 \, d\phi \, d\rho. \end{aligned}$$

Noticing that $\sin \phi$ is away from zero since $0 < \alpha \leq \frac{\pi}{6}$, so

$$\|fg\|_{L^2(D_m)}^2 \lesssim \int_{D_m} \left(\frac{f^2}{\rho^3} + \frac{|f\partial_\rho f|}{\rho^2} \right) \, dx \int_{D_m} |g\partial_\phi g| \, dx.$$

Then one concludes (9.21) by applying the Cauchy-Schwarz inequality.

Estimates in (9.22) can be achieved via a similar approach, by distributing the powers of ρ differently. Instead of (9.23), we can derive

$$\int_{\frac{1}{m}}^1 f^2 g^2 \rho^2 d\rho \leq 2 \left(\sup_{\rho \in [\frac{1}{m}, 1]} \rho (f\eta)^2 + \sup_{\rho \in [\frac{1}{m}, 1]} \rho [f(1-\eta)]^2 \right) \int_{\frac{1}{m}}^1 g^2 \rho d\rho. \quad (9.27)$$

Akin to (9.24) and (9.25), we also have

$$\sup_{\rho \in [\frac{1}{m}, 1]} \rho (f\eta)^2 \leq \int_{\frac{1}{m}}^1 |\partial_\rho(\rho f^2 \eta^2)| d\rho \lesssim \int_{\frac{1}{m}}^1 \left(\frac{f^2}{\rho^2} + \frac{|f \partial_\rho f|}{\rho} \right) \rho^2 d\rho \quad (9.28)$$

and

$$\sup_{\rho \in [\frac{1}{m}, 1]} \rho [f(1-\eta)]^2 \lesssim \int_{\frac{1}{m}}^1 \left(\frac{f^2}{\rho^2} + \frac{|f \partial_\rho f|}{\rho} \right) \rho^2 d\rho. \quad (9.29)$$

Similar to (9.26), we also have

$$\sup_{\phi \in [\frac{\pi}{2}-\alpha, \frac{\pi}{2}+\alpha]} \int_{\frac{1}{m}}^1 g^2 \rho d\rho \leq \int_{\frac{1}{m}}^1 \sup_{\phi \in [\frac{\pi}{2}-\alpha, \frac{\pi}{2}+\alpha]} (g^2 \rho) d\rho \lesssim \int_{\frac{1}{m}}^1 \left(\int_{\frac{\pi}{2}-\alpha}^{\frac{\pi}{2}+\alpha} \left| g \frac{\partial_\phi g}{\rho} \right| d\phi \right) \rho^2 d\rho. \quad (9.30)$$

Combining (9.27)–(9.28)–(9.29)–(9.30), one can derive (9.22) by using the same method as we deduce (9.21). \square

Lemma 9.5 (estimate of \mathcal{O}). *Under the same condition as Proposition 9.1, we have*

$$\begin{aligned} & \frac{d}{dt} \|\mathcal{O}\|_{L^2(D_m)}^2 + \|\nabla \mathcal{O}\|_{L^2(D_m)}^2 \\ & \leq C_1 \left(\|\mathcal{K}\|_{L^2(D_m)}^2 + \|\mathcal{F}\|_{L^2(D_m)}^2 + \|\mathcal{O}\|_{L^2(D_m)}^2 + 1 \right) \|\nabla \mathbf{v}\|_{L^2(D_m)}^2 \left(1 + \|\mathbf{v}\|_{L^2(D_m)}^2 \right) \\ & \quad + \|\Gamma\|_{L^\infty(D_m)}^2 \left(\|\nabla \mathcal{K}\|_{L^2(D_m)}^2 + 40 \|\nabla \mathcal{F}\|_{L^2(D_m)}^2 \right). \end{aligned} \quad (9.31)$$

where $C_1 > 0$ is an absolute constant.

Proof. Multiplying (2.13)₃ by \mathcal{O} and integrating over D_m yields

$$\begin{aligned} \frac{1}{2} \frac{d}{dt} \|\mathcal{O}\|_{L^2(D_m)}^2 &= \int_{D_m} \mathcal{O} \left(\Delta + \frac{2}{\rho} \partial_\rho + \frac{2 \cot \phi}{\rho^2} \partial_\phi \right) \mathcal{O} dx \\ & \quad - \int_{D_m} \mathcal{O} \frac{2v_\theta}{\rho \sin \phi} \mathcal{K} dx - \int_{D_m} \mathcal{O} \frac{2v_\theta \cos \phi}{\rho \sin^2 \phi} \mathcal{F} dx - \int_{D_m} \mathcal{O} f \mathcal{O} dx. \end{aligned} \quad (9.32)$$

Since \mathcal{O} vanishes on ∂D_m due to the boundary condition (2.15), then we apply integration by parts to obtain

$$\int_{D_m} \mathcal{O} \Delta \mathcal{O} dx = - \int_{D_m} |\nabla \mathcal{O}|^2 dx, \quad (9.33)$$

and

$$\begin{aligned} & \int_{D_m} \mathcal{O} \left(\frac{2}{\rho} \partial_\rho + \frac{2 \cot \phi}{\rho^2} \partial_\phi \right) \mathcal{O} dx \\ &= 2\pi \int_{\frac{\pi}{2}-\alpha}^{\frac{\pi}{2}+\alpha} \int_{\frac{1}{m}}^1 \partial_\rho(\mathcal{O}^2) \rho \sin \phi d\rho d\phi + 2\pi \int_{\frac{\pi}{2}-\alpha}^{\frac{\pi}{2}+\alpha} \int_{\frac{1}{m}}^1 \partial_\phi(\mathcal{O}^2) \cos \phi d\rho d\phi \\ &= -2\pi \int_{\frac{\pi}{2}-\alpha}^{\frac{\pi}{2}+\alpha} \int_{\frac{1}{m}}^1 \mathcal{O}^2 \sin \phi d\rho d\phi + 2\pi \int_{\frac{\pi}{2}-\alpha}^{\frac{\pi}{2}+\alpha} \int_{\frac{1}{m}}^1 \mathcal{O}^2 \sin \phi d\rho d\phi = 0. \end{aligned} \quad (9.34)$$

Plugging (9.33) and (9.34) into (9.32) yields

$$\begin{aligned} & \frac{1}{2} \frac{d}{dt} \|\mathcal{O}\|_{L^2(D_m)}^2 + \|\nabla \mathcal{O}\|_{L^2(D_m)}^2 \\ &= - \int_{D_m} \mathcal{O} \frac{2v_\theta}{\rho \sin \phi} \mathcal{K} \, dx - \int_{D_m} \mathcal{O} \frac{2v_\theta \cos \phi}{\rho \sin^2 \phi} \mathcal{F} \, dx - \int_{D_m} \mathcal{O} f_{\mathcal{O}} \, dx. \end{aligned} \quad (9.35)$$

Next, we will estimate the terms on the right hand side of (9.35) one by one. Firstly, since $\sin \phi \geq \frac{\sqrt{3}}{2}$ on D_m , then

$$\left| \int_{D_m} \mathcal{O} \frac{2v_\theta}{\rho \sin \phi} \mathcal{K} \, dx \right| \leq \int_{D_m} \frac{2}{\rho^2 \sin^2 \phi} |\Gamma \mathcal{O} \mathcal{K}| \, dx \leq \frac{8}{3} \|\Gamma\|_{L^\infty(D_m)} \int_{D_m} \frac{|\mathcal{O}| |\mathcal{K}|}{\rho} \, dx.$$

Since $\mathcal{O} = \mathcal{K} = 0$ on rays $R_{1,m} \cup R_{2,m}$, then it follows from the Cauchy-Schwarz inequality and the Poincaré inequality (4.2) that

$$\begin{aligned} \left| \int_{D_m} \mathcal{O} \frac{2v_\theta}{\rho \sin \phi} \mathcal{K} \, dx \right| &\leq \frac{8}{3} \|\Gamma\|_{L^\infty(D_m)} \frac{\sqrt{3}}{5} \left\| \frac{\partial_\phi \mathcal{O}}{\rho} \right\|_{L^2(D_m)} \frac{\sqrt{3}}{5} \left\| \frac{\partial_\phi \mathcal{K}}{\rho} \right\|_{L^2(D_m)} \\ &\leq \frac{1}{16} \|\nabla \mathcal{O}\|_{L^2(D_m)}^2 + \frac{1}{2} \|\Gamma\|_{L^\infty(D_m)}^2 \|\nabla \mathcal{K}\|_{L^2(D_m)}^2. \end{aligned} \quad (9.36)$$

On the other hand, since $\sin \phi \geq \frac{\sqrt{3}}{2}$ and $\cos \phi \leq \frac{1}{2}$, then

$$\left| \int_{D_m} \mathcal{O} \frac{2v_\theta \cos \phi}{\rho \sin^2 \phi} \mathcal{F} \, dx \right| \leq \int_{D_m} \frac{2 \cos \phi}{\rho^2 \sin^3 \phi} |\Gamma \mathcal{O} \mathcal{F}| \, dx \leq \frac{8}{3\sqrt{3}} \|\Gamma\|_{L^\infty(D_m)} \int_{D_m} \frac{|\mathcal{O}| |\mathcal{F}|}{\rho} \, dx.$$

Since

$$\int_{D_m} \left(\frac{\mathcal{F}}{\rho} \right)^2 \, dx = 2\pi \int_{\frac{\pi}{2}-\alpha}^{\frac{\pi}{2}+\alpha} \left(\int_{\frac{1}{m}}^1 \mathcal{F}^2 \, d\rho \right) \sin \phi \, d\phi,$$

and $\mathcal{F} = 0$ on $A_{1,m} \cup A_{2,m}$, then we apply the classical Hardy's inequality to get

$$\int_{\frac{1}{m}}^1 \mathcal{F}^2 \, d\rho \leq 4 \int_{\frac{1}{m}}^1 \rho^2 |\partial_\rho \mathcal{F}|^2 \, d\rho,$$

which implies that $\|\frac{\mathcal{F}}{\rho}\|_{L^2(D_m)}^2 \leq 4\|\nabla \mathcal{F}\|_{L^2(D_m)}^2$. As a result,

$$\begin{aligned} \left| \int_{D_m} \mathcal{O} \frac{2v_\theta \cos \phi}{\rho \sin^2 \phi} \mathcal{F} \, dx \right| &\leq \frac{8}{3\sqrt{3}} \|\Gamma\|_{L^\infty(D_m)} \frac{\sqrt{3}}{5} \left\| \frac{\partial_\phi \mathcal{O}}{\rho} \right\|_{L^2(D_m)} 4\|\nabla \mathcal{F}\|_{L^2(D_m)} \\ &\leq \frac{1}{16} \|\nabla \mathcal{O}\|_{L^2(D_m)}^2 + 20\|\Gamma\|_{L^\infty(D_m)}^2 \|\nabla \mathcal{F}\|_{L^2(D_m)}^2. \end{aligned} \quad (9.37)$$

Combining (9.36) and (9.37) with (9.35) gives

$$\begin{aligned} & \frac{1}{2} \frac{d}{dt} \|\mathcal{O}\|_{L^2(D_m)}^2 + \frac{7}{8} \|\nabla \mathcal{O}\|_{L^2(D_m)}^2 \\ & \leq \|\Gamma\|_{L^\infty(D_m)}^2 \left(\frac{1}{2} \|\nabla \mathcal{K}\|_{L^2(D_m)}^2 + 20\|\nabla \mathcal{F}\|_{L^2(D_m)}^2 \right) + \left| \int_{D_m} \mathcal{O} f_{\mathcal{O}} \, dx \right|. \end{aligned} \quad (9.38)$$

Now we estimate the term with $f_{\mathcal{O}}$ whose formula was given in (2.14):

$$\begin{aligned} f_{\mathcal{O}} &= -\frac{2\eta''(\rho)}{\rho^2 \sin \phi} v_\phi + \frac{4\eta(\rho)}{\rho^3 \sin \phi} \frac{\partial_\phi v_\rho}{\rho} + \frac{4}{\rho^2 \sin \phi} \left(\frac{\eta(\rho)}{\rho} - \eta'(\rho) \right) \partial_\rho v_\phi - \frac{2\eta(\rho)}{\rho^2 \sin \phi} \frac{\partial_\phi P}{\rho} \\ & \quad + \frac{2}{\rho^2 \sin \phi} \left(\eta'(\rho) - \frac{3\eta(\rho)}{\rho} \right) v_\phi v_\rho + \frac{2\eta(\rho) \cos \phi}{\rho^3 \sin^2 \phi} (v_\theta^2 - v_\phi^2). \end{aligned}$$

Although $f_{\mathcal{O}}$ contains many terms, all of them are supported away from the origin due to the cut-off function η , so

$$\begin{aligned} \left| \int_{D_m} \mathcal{O} f_{\mathcal{O}} \, dx \right| &\lesssim \int_{D_m} |v_{\phi} \mathcal{O}| \, dx + \int_{D_m} \left| \frac{\partial_{\phi} v_{\rho}}{\rho} \mathcal{O} \right| \, dx + \int_{D_m} |(\partial_{\rho} v_{\phi}) \mathcal{O}| \, dx + \int_{D_m} |v_{\phi} v_{\rho} \mathcal{O}| \, dx \\ &\quad + \int_{D_m} |v_{\theta}^2 \mathcal{O}| \, dx + \int_{D_m} |v_{\phi}^2 \mathcal{O}| \, dx + \int_{D_m} \left| \frac{\partial_{\phi} P}{\rho} \mathcal{O} \right| \, dx. \end{aligned} \quad (9.39)$$

Since $\rho \leq 1$ in D_m , we use Cauchy-Schwarz inequality, Corollary 5.2 for v_{ϕ} and the Poincaré inequality (4.1) for \mathcal{O} to get

$$\begin{aligned} &\int_{D_m} |v_{\phi} \mathcal{O}| \, dx + \int_{D_m} |(\partial_{\rho} v_{\phi}) \mathcal{O}| \, dx + \int_{D_m} \left| \frac{\partial_{\phi} v_{\rho}}{\rho} \mathcal{O} \right| \, dx \\ &\lesssim (\|\nabla v_{\phi}\|_{L^2(D_m)} + \|\nabla v_{\rho}\|_{L^2(D_m)}) \left\| \frac{\partial_{\phi} \mathcal{O}}{\rho} \right\|_{L^2(D_m)} \\ &\lesssim \|\nabla \mathbf{v}\|_{L^2(D_m)} \|\nabla \mathcal{O}\|_{L^2(D_m)}. \end{aligned} \quad (9.40)$$

Meanwhile, we apply Holder's inequality and Corollary 5.2 for v_{ϕ} to deduce

$$\begin{aligned} \int_{D_m} |v_{\phi} v_{\rho} \mathcal{O}| \, dx &\leq \|\mathcal{O}\|_{L^6(D_m)} \|v_{\phi}\|_{L^6(D_m)} \|v_{\rho}\|_{L^2(D_m)} \|1\|_{L^6(D_m)} \\ &\lesssim \|\nabla \mathcal{O}\|_{L^2(D_m)} \|\nabla v_{\phi}\|_{L^2(D_m)} \|\mathbf{v}\|_{L^2(D_m)}. \end{aligned} \quad (9.41)$$

Akin to this, we also have

$$\int_{D_m} |v_{\theta}^2 \mathcal{O}| \, dx + \int_{D_m} |v_{\phi}^2 \mathcal{O}| \, dx \lesssim \|\nabla \mathcal{O}\|_{L^2(D_m)} \|\nabla \mathbf{v}\|_{L^2(D_m)} \|\mathbf{v}\|_{L^2(D_m)}. \quad (9.42)$$

Moreover, we use Cauchy-Schwarz inequality and Poincaré inequality (4.2) for \mathcal{O} to find

$$\int_{D_m} \left| \frac{\partial_{\phi} P}{\rho} \mathcal{O} \right| \, dx \lesssim \|\nabla \mathcal{O}\|_{L^2(D_m)} \|\nabla P\|_{L^2(D_m)}. \quad (9.43)$$

Combining (9.39)–(9.43) together yields

$$\begin{aligned} \left| \int_{D_m} \mathcal{O} f_{\mathcal{O}} \, dx \right| &\lesssim \left(\|\nabla \mathcal{O}\|_{L^2(D_m)} \|\nabla \mathbf{v}\|_{L^2(D_m)} (1 + \|\mathbf{v}\|_{L^2(D_m)}) + \|\nabla \mathcal{O}\|_{L^2(D_m)} \|\nabla P\|_{L^2(D_m)} \right) \\ &\leq \frac{1}{8} \|\nabla \mathcal{O}\|_{L^2(D_m)}^2 + C \|\nabla \mathbf{v}\|_{L^2(D_m)}^2 (1 + \|\mathbf{v}\|_{L^2(D_m)}^2) + C \|\nabla P\|_{L^2(D_m)}^2. \end{aligned}$$

Plugging this estimate into (9.38) leads to

$$\begin{aligned} &\frac{1}{2} \frac{d}{dt} \|\mathcal{O}\|_{L^2(D_m)}^2 + \frac{3}{4} \|\nabla \mathcal{O}\|_{L^2(D_m)}^2 \\ &\leq \|\Gamma\|_{L^{\infty}(D_m)}^2 \left(\frac{1}{2} \|\nabla \mathcal{K}\|_{L^2(D_m)}^2 + 20 \|\nabla \mathcal{F}\|_{L^2(D_m)}^2 \right) \\ &\quad + C \|\nabla \mathbf{v}\|_{L^2(D_m)}^2 (1 + \|\mathbf{v}\|_{L^2(D_m)}^2) + C \|\nabla P\|_{L^2(D_m)}^2, \end{aligned} \quad (9.44)$$

It remains to handle the term that involves the pressure P in (9.44). We apply Lemma 3.3 to get

$$\begin{aligned} \|\nabla P\|_{L^2(D_m)}^2 &\leq C\|\nabla \mathbf{v}\|_{L^2(D_m)}^2 + 2\underbrace{\left\|\frac{1}{\rho}(v_\phi^2 + v_\theta^2)\right\|_{L^2(D_m)}}_{PN_1} \\ &\quad + \left\|\left(v_\rho\partial_\rho + \frac{1}{\rho}v_\phi\partial_\phi\right)v_\rho\right\|_{L^2(D_m)}^2 + \left\|\left[v_\rho\left(\partial_\rho + \frac{1}{\rho}\right) + \frac{1}{\rho}v_\phi\partial_\phi\right]v_\phi\right\|_{L^2(D_m)}^2. \end{aligned} \quad (9.45)$$

We will treat PN_1 via the following claim:

Claim 9.6.

$$\begin{aligned} \left\|\frac{1}{\rho}(v_\rho^2 + v_\phi^2)\right\|_{L^2(D_m)}^2 &\lesssim \|\mathcal{O}\|_{L^2(D_m)}^2\|\nabla \mathbf{v}\|_{L^2(D_m)}^2, \\ \left\|\frac{1}{\rho}v_\theta^2\right\|_{L^2(D_m)}^2 &\lesssim (\|\mathcal{K}\|_{L^2(D_m)}^2 + \|\mathcal{F}\|_{L^2(D_m)}^2)\|\nabla \mathbf{v}\|_{L^2(D_m)}^2. \end{aligned} \quad (9.46)$$

Proof of Claim 9.6. We first estimate $\|v_\rho^2/\rho\|_{L^2(D_m)}$. By Hölder's inequality,

$$\left\|\frac{v_\rho^2}{\rho}\right\|_{L^2(D_m)} \leq \left\|\frac{v_\rho}{\rho}\right\|_{L^6(D_m)}\|v_\rho\|_{L^3(D_m)}.$$

Then it follows from the Sobolev embedding theorem and Corollary 5.2 that

$$\|v_\rho\|_{L^3(D_m)} \lesssim \|v_\rho\|_{H^1(D_m)} \lesssim \|\nabla v_\rho\|_{L^2(D_m)}.$$

Meanwhile, we apply the Sobolev embedding theorem and Lemma 8.2 to obtain

$$\left\|\frac{v_\rho}{\rho}\right\|_{L^6(D_m)} \lesssim \left\|\nabla\left(\frac{v_\rho}{\rho}\right)\right\|_{H^1(D_m)} \lesssim \|\mathcal{O}\|_{L^2(D_m)}.$$

Combining the above estimates together gives $\|v_\rho^2/\rho\|_{L^2(D_m)} \lesssim \|\mathcal{O}\|_{L^2(D_m)}\|\nabla \mathbf{v}\|_{L^2(D_m)}$.

By a similar argument but replacing Lemma 8.2 with Lemma 8.1, we can also justify $\|v_\phi^2/\rho\|_{L^2(D_m)} \lesssim \|\mathcal{O}\|_{L^2(D_m)}\|\nabla \mathbf{v}\|_{L^2(D_m)}$. Meanwhile, by applying Lemma 8.4 instead of Lemma 8.2, we can verify (9.46)₂. Hence, Claim 9.6 is justified. \square

Thanks to Claim 9.6, it follows from (9.45) that

$$\begin{aligned} \|\nabla P\|_{L^2(D_m)}^2 &\leq C(\|\mathcal{K}\|_{L^2(D_m)}^2 + \|\mathcal{F}\|_{L^2(D_m)}^2 + \|\mathcal{O}\|_{L^2(D_m)}^2 + 1)\|\nabla \mathbf{v}\|_{L^2(D_m)}^2 \\ &\quad + \underbrace{\left\|v_\rho\partial_\rho v_\rho + \frac{1}{\rho}v_\phi\partial_\phi v_\rho\right\|_{L^2(D_m)}^2}_{PN_2} + \underbrace{\left\|v_\rho\partial_\rho v_\phi + \frac{1}{\rho}v_\phi\partial_\phi v_\phi\right\|_{L^2(D_m)}^2}_{PN_3}. \end{aligned} \quad (9.47)$$

Now we consider PN_2 and rewrite

$$v_\rho\partial_\rho v_\rho = \rho v_\rho\partial_\rho\left(\frac{v_\rho}{\rho}\right) + \frac{1}{\rho}v_\rho^2.$$

The term $\frac{1}{\rho}v_\rho^2$ can be treated using Claim 9.6, so we will estimate $\|\rho v_\rho\partial_\rho\left(\frac{v_\rho}{\rho}\right)\|_{L^2}$. Recalling the following identity in Lemma 2.5:

$$\int_{\frac{\pi}{2}-\alpha}^{\frac{\pi}{2}+\alpha} v_\rho(\rho, \phi) \sin \phi \, d\phi = 0, \quad \forall \rho \in \left[\frac{1}{m}, 1\right],$$

which implies that

$$\int_{\frac{\pi}{2}-\alpha}^{\frac{\pi}{2}+\alpha} \partial_\rho\left(\frac{v_\rho(\rho, \phi)}{\rho}\right) \sin \phi \, d\phi = 0, \quad \forall \rho \in \left[\frac{1}{m}, 1\right],$$

so for any $\rho \in [\frac{1}{m}, 1]$, there exists $\phi_\rho \in [\frac{\pi}{2} - \alpha, \frac{\pi}{2} + \alpha]$ such that $\partial_\rho(\frac{v_\rho}{\rho})(\rho, \phi_\rho) = 0$. Thus, one can apply (9.21) in Lemma 9.4 (with $f = \rho v_\phi$, $g = \partial_\rho \frac{v_\rho}{\rho}$) to obtain

$$\left\| \rho v_\phi \partial_\rho \left(\frac{v_\rho}{\rho} \right) \right\|_{L^2} \lesssim \|v_\phi\|_{L^2} \left(\left\| \partial_\rho v_\phi + \frac{v_\phi}{\rho} \right\|_{L^2} + \left\| \frac{v_\phi}{\rho} \right\|_{L^2} \right) \left\| \partial_\rho \left(\frac{v_\rho}{\rho} \right) \right\|_{L^2} \left\| \partial_\phi \partial_\rho \left(\frac{v_\rho}{\rho} \right) \right\|_{L^2}$$

Since $\|v_\phi/\rho\|_{L^2} \lesssim \|\nabla v_\phi\|_{L^2}$ and $\|\partial_\rho(v_\rho/\rho)\|_{L^2} \lesssim \|\mathcal{O}\|_{L^2}$, we have

$$\left\| \rho v_\phi \partial_\rho \left(\frac{v_\rho}{\rho} \right) \right\|_{L^2} \lesssim \|v_\phi\|_{L^2} \|\nabla v_\phi\|_{L^2} \|\mathcal{O}\|_{L^2} \left\| \partial_\phi \partial_\rho \left(\frac{v_\rho}{\rho} \right) \right\|_{L^2}.$$

Noticing that

$$\partial_\phi \partial_\rho \left(\frac{v_\rho}{\rho} \right) = \frac{1}{\rho} \partial_\phi \partial_\rho v_\rho - \frac{1}{\rho^2} \partial_\phi v_\rho,$$

we apply Lemma 8.3 and Lemma 8.2 to deduce

$$\left\| \partial_\phi \partial_\rho \left(\frac{v_\rho}{\rho} \right) \right\|_{L^2} \lesssim \|\nabla \mathcal{O}\|_{L^2} + \|\mathcal{O}\|_{L^2} \lesssim \|\nabla \mathcal{O}\|_{L^2}.$$

Therefore,

$$\left\| \rho v_\phi \partial_\rho \left(\frac{v_\rho}{\rho} \right) \right\|_{L^2} \lesssim \|v_\phi\|_{L^2} \|\nabla v_\phi\|_{L^2} \|\mathcal{O}\|_{L^2} \|\nabla \mathcal{O}\|_{L^2}. \quad (9.48)$$

Next, we estimate the term $\frac{1}{\rho} v_\phi \partial_\phi v_\rho$ in PN_2 . Thanks to the fact that v_ϕ vanishes on rays $R_{1,m} \cup R_{2,m}$, one can apply (9.22) in Lemma 9.4 (with $f = \frac{1}{\rho} \partial_\phi v_\rho$ and $g = v_\phi$) to get

$$\left\| \frac{1}{\rho} v_\phi \partial_\phi v_\rho \right\|_{L^2} \lesssim \left\| \frac{1}{\rho^2} \partial_\phi v_\rho \right\|_{L^2} \left(\left\| \frac{1}{\rho} \partial_\rho \partial_\phi v_\rho \right\| + 2 \left\| \frac{1}{\rho^2} \partial_\phi v_\rho \right\| \right) \|v_\phi\|_{L^2} \left\| \frac{1}{\rho} \partial_\phi v_\phi \right\|_{L^2}.$$

By taking advantage of Lemma 8.2 and Lemma 8.3,

$$\begin{aligned} \left\| \frac{1}{\rho} v_\phi \partial_\phi v_\rho \right\|_{L^2} &\lesssim \|\mathcal{O}\|_{L^2} (\|\nabla \mathcal{O}\|_{L^2} + \|\mathcal{O}\|_{L^2}) \|v_\phi\|_{L^2} \|\nabla v_\phi\|_{L^2} \\ &\lesssim \|\mathcal{O}\|_{L^2} \|\nabla \mathcal{O}\|_{L^2} \|v_\phi\|_{L^2} \|\nabla v_\phi\|_{L^2}. \end{aligned} \quad (9.49)$$

Combining (9.48) and (9.49) with (9.47) yields

$$\begin{aligned} \|\nabla P\|_{L^2(D_m)}^2 &\leq C(\|\mathcal{K}\|_{L^2(D_m)}^2 + \|\mathcal{F}\|_{L^2(D_m)}^2 + \|\mathcal{O}\|_{L^2(D_m)}^2 + 1) \|\nabla \mathbf{v}\|_{L^2(D_m)}^2 \\ &\quad + C \underbrace{\|\mathbf{v}\|_{L^2} \|\nabla \mathbf{v}\|_{L^2} \|\mathcal{O}\|_{L^2} \|\nabla \mathcal{O}\|_{L^2} + \left\| v_\rho \partial_\rho v_\phi + \frac{1}{\rho} v_\phi \partial_\phi v_\phi \right\|_{L^2(D_m)}^2}_{PN_3}. \end{aligned} \quad (9.50)$$

We continue to treat PN_3 by reducing to the case for PN_2 . Firstly, it follows from the divergence-freeness of \mathbf{v} that

$$\frac{1}{\rho} \partial_\phi v_\phi = -\partial_\rho v_\rho - \frac{2}{\rho} v_\rho - \frac{\cot \phi}{\rho} v_\phi, \quad (9.51)$$

so we deduce the estimate for the second term in PN_3 :

$$\left\| \frac{1}{\rho} v_\phi \partial_\phi v_\phi \right\|_{L^2} \leq \|v_\phi \partial_\rho v_\rho\|_{L^2} + 2 \left\| \frac{v_\phi v_\rho}{\rho} \right\|_{L^2} + \left\| \frac{v_\phi^2}{\rho} \right\|_{L^2}.$$

Thanks to Claim 9.6 and similar to the estimate for $\|v_\rho \partial_\rho v_\rho\|_{L^2}$ in PN_2 , we have

$$\left\| \frac{1}{\rho} v_\phi \partial_\phi v_\phi \right\|_{L^2} \leq C \|\mathcal{O}\|_{L^2(D_m)}^2 \|\nabla \mathbf{v}\|_{L^2(D_m)}^2 + C \|\mathbf{v}\|_{L^2} \|\nabla \mathbf{v}\|_{L^2} \|\mathcal{O}\|_{L^2} \|\nabla \mathcal{O}\|_{L^2}. \quad (9.52)$$

Then we rewrite the first term in PN_3 as:

$$v_\rho \partial_\rho v_\phi = \rho v_\rho \partial_\rho \left(\frac{v_\phi}{\rho} \right) + \frac{v_\rho v_\phi}{\rho}. \quad (9.53)$$

The term $\frac{v_\rho v_\phi}{\rho}$ can be treated using Claim 9.6. Meanwhile, we apply (9.21) in Lemma 9.4 (with $f = \rho v_\rho$, $g = \partial_\rho \frac{v_\phi}{\rho}$) to obtain

$$\left\| \rho v_\rho \partial_\rho \left(\frac{v_\phi}{\rho} \right) \right\|_{L^2} \lesssim \|v_\rho\|_{L^2} \left(\left\| \partial_\rho v_\rho + \frac{v_\rho}{\rho} \right\|_{L^2} + \left\| \frac{v_\rho}{\rho} \right\|_{L^2} \right) \left\| \partial_\rho \left(\frac{v_\phi}{\rho} \right) \right\|_{L^2} \left\| \partial_\phi \partial_\rho \left(\frac{v_\phi}{\rho} \right) \right\|_{L^2}.$$

Since $\|v_\rho/\rho\|_{L^2} \lesssim \|\nabla v_\rho\|_{L^2}$ and $\|\partial_\rho(v_\phi/\rho)\|_{L^2} \lesssim \|\mathcal{O}\|_{L^2}$, we have

$$\left\| \rho v_\rho \partial_\rho \left(\frac{v_\phi}{\rho} \right) \right\|_{L^2} \lesssim \|v_\rho\|_{L^2} \|\nabla v_\rho\|_{L^2} \|\mathcal{O}\|_{L^2} \left\| \partial_\phi \partial_\rho \left(\frac{v_\phi}{\rho} \right) \right\|_{L^2}. \quad (9.54)$$

Thanks to the conversion (9.51), we know

$$\begin{aligned} \partial_\phi \partial_\rho \left(\frac{v_\phi}{\rho} \right) &= \partial_\rho \left(\frac{1}{\rho} \partial_\phi v_\phi \right) = \partial_\rho \left(-\partial_\rho v_\rho - \frac{2}{\rho} v_\rho - \frac{\cot \phi}{\rho} v_\phi \right) \\ &= -\partial_\rho^2 v_\rho - 2\partial_\rho \left(\frac{v_\rho}{\rho} \right) - \cot \phi \partial_\rho \left(\frac{v_\phi}{\rho} \right). \end{aligned}$$

Hence, it follows from Lemma 8.1, Lemma 8.2 and Lemma 8.3 that

$$\left\| \partial_\phi \partial_\rho \left(\frac{v_\phi}{\rho} \right) \right\|_{L^2} \lesssim \|\nabla \mathcal{O}\|_{L^2} + \|\mathcal{O}\|_{L^2} \lesssim \|\nabla \mathcal{O}\|_{L^2}.$$

Plugging this inequality into (9.54) yields

$$\left\| \rho v_\rho \partial_\rho \left(\frac{v_\phi}{\rho} \right) \right\|_{L^2} \lesssim \|\mathbf{v}\|_{L^2} \|\nabla \mathbf{v}\|_{L^2} \|\mathcal{O}\|_{L^2} \|\nabla \mathcal{O}\|_{L^2}.$$

Combining this result with (9.53) and Claim 9.6 gives

$$\|v_\rho \partial_\rho v_\phi\|_{L^2} \lesssim \|\mathbf{v}\|_{L^2} \|\nabla \mathbf{v}\|_{L^2} \|\mathcal{O}\|_{L^2} \|\nabla \mathcal{O}\|_{L^2} + \|\mathcal{O}\|_{L^2(D_m)}^2 \|\nabla \mathbf{v}\|_{L^2(D_m)}^2. \quad (9.55)$$

Based on (9.52) and (9.55), we obtain

$$\|PN_3\|_{L^2} \lesssim \|\mathbf{v}\|_{L^2} \|\nabla \mathbf{v}\|_{L^2} \|\mathcal{O}\|_{L^2} \|\nabla \mathcal{O}\|_{L^2} + \|\mathcal{O}\|_{L^2(D_m)}^2 \|\nabla \mathbf{v}\|_{L^2(D_m)}^2. \quad (9.56)$$

Substituting (9.56) into (9.50) leads to

$$\begin{aligned} \|\nabla P\|_{L^2(D_m)}^2 &\leq C \left(\|\mathcal{K}\|_{L^2(D_m)}^2 + \|\mathcal{F}\|_{L^2(D_m)}^2 + \|\mathcal{O}\|_{L^2(D_m)}^2 + 1 \right) \|\nabla \mathbf{v}\|_{L^2(D_m)}^2 \\ &\quad + C \|\mathbf{v}\|_{L^2} \|\nabla \mathbf{v}\|_{L^2} \|\mathcal{O}\|_{L^2} \|\nabla \mathcal{O}\|_{L^2}. \end{aligned} \quad (9.57)$$

Then we plugging this estimate into (9.44) to find

$$\begin{aligned} &\frac{1}{2} \frac{d}{dt} \|\mathcal{O}\|_{L^2(D_m)}^2 + \frac{3}{4} \|\nabla \mathcal{O}\|_{L^2(D_m)}^2 \\ &\leq \|\Gamma\|_{L^\infty(D_m)}^2 \left(\frac{1}{2} \|\nabla \mathcal{K}\|_{L^2(D_m)}^2 + 20 \|\nabla \mathcal{F}\|_{L^2(D_m)}^2 \right) + C \|\nabla \mathbf{v}\|_{L^2(D_m)}^2 \left(1 + \|\mathbf{v}\|_{L^2(D_m)}^2 \right) \\ &\quad + C \left(\|\mathcal{K}\|_{L^2(D_m)}^2 + \|\mathcal{F}\|_{L^2(D_m)}^2 + \|\mathcal{O}\|_{L^2(D_m)}^2 + 1 \right) \|\nabla \mathbf{v}\|_{L^2(D_m)}^2 \\ &\quad + C \|\mathbf{v}\|_{L^2} \|\nabla \mathbf{v}\|_{L^2} \|\mathcal{O}\|_{L^2} \|\nabla \mathcal{O}\|_{L^2}. \end{aligned} \quad (9.58)$$

Since

$$C \|\mathbf{v}\|_{L^2} \|\nabla \mathbf{v}\|_{L^2} \|\mathcal{O}\|_{L^2} \|\nabla \mathcal{O}\|_{L^2} \leq \frac{1}{4} \|\nabla \mathcal{O}\|_{L^2(D_m)}^2 + C^2 \|\mathbf{v}\|_{L^2}^2 \|\nabla \mathbf{v}\|_{L^2}^2 \|\mathcal{O}\|_{L^2}^2,$$

it then follows from (9.58) that

$$\begin{aligned} & \frac{1}{2} \frac{d}{dt} \|\mathcal{O}\|_{L^2(D_m)}^2 + \frac{1}{2} \|\nabla \mathcal{O}\|_{L^2(D_m)}^2 \\ & \leq \|\Gamma\|_{L^\infty(D_m)}^2 \left(\frac{1}{2} \|\nabla \mathcal{K}\|_{L^2(D_m)}^2 + 20 \|\nabla \mathcal{F}\|_{L^2(D_m)}^2 \right) \\ & \quad + C_1 (\|\mathcal{K}\|_{L^2(D_m)}^2 + \|\mathcal{F}\|_{L^2(D_m)}^2 + \|\mathcal{O}\|_{L^2(D_m)}^2 + 1) \|\nabla \mathbf{v}\|_{L^2(D_m)}^2 (1 + \|\mathbf{v}\|_{L^2(D_m)}^2), \end{aligned} \quad (9.59)$$

where C_1 is some large absolute constant, which justifies (9.31). \square

9.4. Proof of the energy bound for $(\mathcal{K}, \mathcal{F}, \mathcal{O})$. After the preparation of the energy estimates for \mathcal{K} , \mathcal{F} and \mathcal{O} in Lemma 9.2, Lemma 9.3 and Lemma 9.5 respectively, we are ready to justify the main result, Proposition 9.1, in this section.

Proof of Proposition 9.1. By calculating

$$10 \times (9.3) + (9.12) + (9.31),$$

one derives

$$\begin{aligned} & \frac{d}{dt} \left(10 \|\mathcal{K}\|_{L^2}^2 + \|\mathcal{F}\|_{L^2}^2 + \|\mathcal{O}\|_{L^2}^2 \right) + \frac{2}{3} \|\nabla \mathcal{K}\|_{L^2}^2 + \frac{4}{5} \|\nabla \mathcal{F}\|_{L^2}^2 + \|\nabla \mathcal{O}\|_{L^2}^2 \\ & \leq \|\Gamma\|_{L^\infty}^2 \left(\|\nabla \mathcal{K}\|_{L^2}^2 + 40 \|\nabla \mathcal{F}\|_{L^2}^2 + (10C_{\mathcal{K}} + C_{\mathcal{F}}) \|\nabla \mathcal{O}\|_{L^2}^2 \right) \\ & \quad + C_1 \left(\|\mathcal{K}\|_{L^2}^2 + \|\mathcal{F}\|_{L^2}^2 + \|\mathcal{O}\|_{L^2}^2 + 1 \right) \|\nabla \mathbf{v}\|_{L^2}^2 (1 + \|\mathbf{v}\|_{L^2}^2), \end{aligned} \quad (9.60)$$

where L^2 denotes $L^2(D_m)$, and $C_{\mathcal{K}}$, $C_{\mathcal{F}}$ and C_1 are the constants in Lemma 9.2, Lemma 9.3 and Lemma 9.5 respectively. Denote

$$\begin{cases} Y(t) &= 10 \|\mathcal{K}(\cdot, t)\|_{L^2}^2 + \|\mathcal{F}(\cdot, t)\|_{L^2}^2 + \|\mathcal{O}(\cdot, t)\|_{L^2}^2, \\ G(t) &= \|\nabla \mathcal{K}(\cdot, t)\|_{L^2}^2 + \|\nabla \mathcal{F}(\cdot, t)\|_{L^2}^2 + \|\nabla \mathcal{O}(\cdot, t)\|_{L^2}^2, \\ H(t) &= \|\nabla \mathbf{v}(\cdot, t)\|_{L^2}^2 (1 + \|\mathbf{v}(\cdot, t)\|_{L^2}^2). \end{cases}$$

Then it follows from (9.60) that for any $t \in (0, T]$,

$$Y'(t) + \frac{2}{3} G(t) \leq \|\Gamma\|_{L^\infty}^2 \max\{40, 10C_{\mathcal{K}} + C_{\mathcal{F}}\} G(t) + C_1 (Y + 1) H(t). \quad (9.61)$$

According to the constraint (9.1) and Lemma 7.2,

$$\|\Gamma\|_{L^\infty} \leq C_\Gamma \|\Gamma_0\|_{L^\infty} \leq C_\Gamma C_*,$$

where C_Γ is the positive constant in (7.5) and C_* is a positive constant to be determined. Based on (9.61), we choose C_* as

$$C_*^2 = \frac{1}{2C_\Gamma^2 \max\{40, 10C_{\mathcal{K}} + C_{\mathcal{F}}\}}, \quad (9.62)$$

then it follows from (9.61) that

$$Y'(t) + \frac{1}{6} G(t) \leq C_1 (Y(t) + 1) H(t). \quad (9.63)$$

Applying Grönwall's inequality to (9.63) and noticing $G \geq 0$, we obtain

$$Y(t) + 1 \leq (Y(0) + 1) \exp \left(C_1 \int_0^t H(\tau) d\tau \right).$$

Plugging the above inequality to the right hand side of (9.63) and then integrating t from 0 to T yields

$$Y(T) + \frac{1}{6} \int_0^T G(t) dt \leq Y(0) + C_1(Y(0) + 1) \left(\int_0^T H(t) dt \right) \exp \left(C_1 \int_0^T H(t) dt \right). \quad (9.64)$$

Based on Proposition 6.2,

$$\int_0^T H(t) dt \leq (1 + \|\mathbf{v}_0\|_{L^2}^2) \int_0^T \|\nabla \mathbf{v}(\cdot, t)\|_{L^2}^2 dt \leq \frac{4}{3} (1 + \|\mathbf{v}_0\|_{L^2}^2) \|\mathbf{v}_0\|_{L^2}^2.$$

Combining this estimate with (9.64), we conclude there exists a positive constant C_2 such that

$$Y(T) + \frac{1}{6} \int_0^T G(t) dt \leq (Y(0) + 1) \exp \left[C_2 (1 + \|\mathbf{v}_0\|_{L^2}^4) \right],$$

which implies (9.2). \square

10. EXISTENCE AND UNIQUENESS OF STRONG SOLUTIONS IN D

In this section, we will establish the main result, Theorem 1.3, of this paper. We will first derive a uniform $L_{x,t}^\infty$ bound, together with uniform higher-order estimates, for the velocity field v on $D_m \times [0, T]$. These bounds will be used to pass to the limit as $m \rightarrow \infty$ and establish the existence theorem of (1.12) on the original domain $D \times [0, T]$.

10.1. Uniform boundedness and higher-order regularity estimates of the velocity.

Proposition 10.1. *Let the region D_m be as defined in (2.1) with $m \geq 10^3$ and the angle $\alpha \in (0, \frac{\pi}{6}]$. Let C_* be the positive constant given in Proposition 9.1*

$$\|\Gamma_0\|_{L^\infty(D_m)} \leq C_*,$$

then there exists a constant C , which only depends on α and $\|\mathbf{v}_0\|_{C^2(\overline{D_m})}$, such that for any $T > 0$,

$$\|\mathbf{v}\|_{L_{tx}^\infty(D_m \times [0, T])} + \|\omega_\theta\|_{L_{tx}^\infty(D_m \times [0, T])} \leq C.$$

Proof. The proof can be derived by adapting contents in Section 4.7 of [24]. The main difference comes from the boundary term when carrying out integration by parts for the major term. However, these can be corrected by adding lower-order terms with cut-off functions of ρ -variable. We omit the details here. \square

Next, we will derive uniform estimates for $\|\mathbf{v}\|_{L_t^2 H_x^2}$ and $\|\mathbf{v}\|_{H_t^1 L_x^2}$ on $D_m \times [0, T]$.

Proposition 10.2. *Let the region D_m be defined as in (2.1) with $m \geq 10^3$ and the angle $\alpha \in (0, \frac{\pi}{6}]$. Let C_* be the positive constant given in Proposition 9.1*

$$\|\Gamma_0\|_{L^\infty(D_m)} \leq C_*.$$

Then there exists a constant C , which only depends on α and $\|\mathbf{v}_0\|_{C^2(\overline{D_m})}$, such that for any $T > 0$,

$$\|\nabla^2 \mathbf{v}\|_{L_{tx}^2(D_m \times [0, T])} + \|\partial_t \mathbf{v}\|_{L_{tx}^2(D_m \times [0, T])} \leq C.$$

Proof. The full H_x^2 estimate could be derived by adapting the proof of Lemma 8.3. See also [24, Section 5] for a proof for \mathbf{v} with NHL boundary. The temporal estimate could be deduced by applying the equation (1.12), together with the pressure estimate in Section 3. We omit the details here. \square

10.2. Proof of the main theorem. In this section, we will establish the main result, Theorem 1.3, in this paper.

Proof of Theorem 1.3. Step 1: Existence.

We first show the existence of a strong solution (\mathbf{v}, P) . Pick any \mathbf{v}_0 in the admissible class \mathcal{A} that satisfies the properties (i) and (ii) in Theorem 1.3. By Definition 2.2, there exists a sequence $\{\mathbf{v}_0^{(m)}\}_{m \geq 10^3}$ such that $\mathbf{v}_0^{(m)} \in \mathcal{A}_m$ and

$$\lim_{m \rightarrow \infty} \|\mathbf{v}_0 - \mathbf{v}_0^{(m)}\|_{C^2(\overline{D_m})} = 0. \quad (10.1)$$

Although the initial data \mathbf{v}_0 satisfies $\int_D r v_{0,\theta}(x) dx = 0$ due to property (i) in Theorem 1.3, $\mathbf{v}_0^{(m)}$ may not have this property on D_m , so we adjust $\mathbf{v}_0^{(m)}$ to be $\tilde{\mathbf{v}}_0^{(m)}$ which is defined as

$$\tilde{\mathbf{v}}_0^{(m)}(x) = \mathbf{v}_0^{(m)}(x) - \epsilon_m r \mathbf{e}_\theta,$$

where ϵ_m is chosen so that

$$\int_{D_m} r \tilde{v}_{0,\theta}^{(m)}(x) dx = 0. \quad (10.2)$$

In fact,

$$\int_{D_m} r \tilde{v}_{0,\theta}^{(m)}(x) dx = \int_{D_m} r v_{0,\theta}^{(m)}(x) dx - \epsilon_m \int_{D_m} r^2 dx,$$

so choosing

$$\epsilon_m = \frac{1}{\int_{D_m} r^2 dx} \int_{D_m} r v_{0,\theta}^{(m)}(x) dx$$

validates (10.2). With this choice of ϵ_m , we have $\tilde{\mathbf{v}}_0^{(m)} \in \mathcal{A}_m$ and

$$\lim_{m \rightarrow \infty} \epsilon_m = \frac{1}{\int_D r^2 dx} \int_D r v_{0,\theta}(x) dx = 0.$$

Consequently, by noting that $\|r \mathbf{e}_\theta\|_{C^2(D)} = \|(-x_2, x_1, 0)\|_{C^2(D)}$ is finite, (10.1) also holds if $\mathbf{v}_0^{(m)}$ is replaced by $\tilde{\mathbf{v}}_0^{(m)}$. For ease of notation, we still denote $\tilde{\mathbf{v}}_0^{(m)}$ to be $\mathbf{v}_0^{(m)}$.

Let C_* be the constant in Proposition 9.1. Then by requiring

$$\sup_{x \in D} r |v_{0,\theta}| \leq \frac{1}{2} C_*,$$

there exists some integer $m_0 \geq 10^3$ such that for any $m \geq m_0$,

$$\begin{aligned} \|\mathbf{v}_0^{(m)}\|_{C^2(\overline{D_m})} &\leq \|\mathbf{v}_0\|_{C^2(\overline{D})} + 1, \\ \|r v_{0,\theta}^{(m)}\|_{L^\infty(D_m)} &\leq C_*. \end{aligned}$$

In the following, we will only consider those $\mathbf{v}_0^{(m)}$ for $m \geq m_0$. Now we fix any time $T > 0$. For each m , there exists a strong solution $(\mathbf{v}^{(m)}, P^{(m)})$ of (1.12) on $D_m \times [0, T]$ with the initial data $\mathbf{v}_0^{(m)}$ and the boundary condition (2.2). In addition, $\mathbf{v}^{(m)}$ is bounded and satisfies

$$\int_{D_m} r v_\theta^{(m)}(x, t) dx = 0, \quad \forall t \in [0, T]. \quad (10.3)$$

On the other hand, we can assume

$$\int_{D_m} P^{(m)}(x, t) dx = 0, \quad \forall t \in [0, T]. \quad (10.4)$$

Actually, if we define $\tilde{P}^{(m)}(x, t) = P^{(m)}(x, t) - \frac{1}{|D_m|} \int_{D_m} P^{(m)}(x, t) dx$, then $\tilde{P}^{(m)}$ satisfies (10.4) and $(\mathbf{v}^m, \tilde{P}^{(m)})$ is also a strong solution.

Based on the above setup and thanks to Proposition 10.1 and Proposition 10.2, we can follow the idea in (Section 6, [24]) to extract a subsequence of $(\mathbf{v}^{(m)}, P^{(m)})$ which converge to a solution (\mathbf{v}, P) of (1.11) on $D \times [0, T]$ such that $\mathbf{v} \in L_{tx}^\infty \cap H_t^1 L_x^2 \cap L_t^2 H_x^2(D \times [0, T])$, $P \in L_t^2 H_x^1(D \times [0, T])$ and

$$\|\mathbf{v}\|_{L_{tx}^\infty(D \times [0, T])} + \|\mathbf{v}\|_{H_t^1 L_x^2(D \times [0, T])} + \|\mathbf{v}\|_{L_t^2 H_x^2(D \times [0, T])} + \|P\|_{L_t^2 H_x^1(D \times [0, T])} \leq C.$$

Meanwhile, since $\mathbf{v}^{(m)}$ possesses the identity (10.3) and the energy estimate (6.11) on D_m , we can send $m \rightarrow \infty$ to justify (1.15) and (1.16). Hence, the existence part is finished.

Step 2: Uniqueness.

It remains to verify the uniqueness of the strong solution \mathbf{v} . Suppose $(\tilde{\mathbf{v}}, \tilde{P})$ is another strong solution of (1.11) on $D \times [0, T]$ with the same initial data \mathbf{v}_0 and satisfies (1.15). We will prove that $\tilde{\mathbf{v}}$ coincides with \mathbf{v} . Let $\mathbf{f} = \mathbf{v} - \tilde{\mathbf{v}} \stackrel{\text{def}}{=} f_\rho \mathbf{e}_\rho + f_\phi \mathbf{e}_\phi + f_\theta \mathbf{e}_\theta$ and $g = P - \tilde{P}$. Then \mathbf{f} satisfies

$$\begin{cases} \Delta \mathbf{f} - (\mathbf{f} \cdot \nabla) \mathbf{v} - (\tilde{\mathbf{v}} \cdot \nabla) \mathbf{f} - \nabla g - \partial_t \mathbf{f} = 0 & \text{in } D \times (0, T], \\ \nabla \cdot \mathbf{f} = 0 & \text{in } D \times (0, T], \\ \mathbf{f} \cdot \mathbf{n} = 0, \quad (\mathbb{S} \mathbf{f} \cdot \mathbf{n})_{\text{tan}} = 0 & \text{on } \partial D \times (0, T], \\ \mathbf{f}(\cdot, 0) = 0 & \text{in } D. \end{cases} \quad (10.5)$$

Since both \mathbf{v} and $\tilde{\mathbf{v}}$ are strong solutions, we test the first equation in (10.5) by \mathbf{f} on $D \times [0, T_1]$, for any $0 < T_1 < T$, to find

$$\begin{aligned} & \int_0^{T_1} \int_D (\Delta \mathbf{f}) \cdot \mathbf{f} dx dt - \int_0^{T_1} \int_D [(\mathbf{f} \cdot \nabla) \mathbf{v}] \cdot \mathbf{f} dx dt \\ &= \int_0^{T_1} \int_D [(\tilde{\mathbf{v}} \cdot \nabla) \mathbf{f}] \cdot \mathbf{f} dx dt + \int_0^{T_1} \int_D (\nabla g) \cdot \mathbf{f} dx dt + \int_0^{T_1} \int_D (\partial_t \mathbf{f}) \cdot \mathbf{f} dx dt. \end{aligned}$$

Thanks to the boundary condition and the incompressibility condition of $\tilde{\mathbf{v}}$ and \mathbf{f} , both $\int_0^{T_1} \int_D [(\tilde{\mathbf{v}} \cdot \nabla) \mathbf{f}] \cdot \mathbf{f} dx dt$ and $\int_0^{T_1} \int_D (\nabla g) \cdot \mathbf{f} dx dt$ vanish, so

$$\int_0^{T_1} \int_D (\Delta \mathbf{f}) \cdot \mathbf{f} dx dt - \int_0^{T_1} \int_D [(\mathbf{f} \cdot \nabla) \mathbf{v}] \cdot \mathbf{f} dx dt = \frac{1}{2} \int_D |\mathbf{f}|^2(x, T_1) dx. \quad (10.6)$$

Since $\mathbf{f} \cdot \mathbf{n} = 0$ on ∂D and

$$\int_D r f_\theta(x, t) dx = \int_D r [v_\theta(x, t) - \tilde{v}_\theta(x, t)] dx = 0, \quad \forall t \in [0, T],$$

we can apply Lemma 6.1 (replacing D_m with D , and replacing η_m with the constant function 1) to obtain

$$\int_D (\Delta \mathbf{f}) \cdot \mathbf{f} dx = - \int_D |\nabla \mathbf{b}_\mathbf{f}|^2 dx - 2 \int_D |\mathbb{S}(f_\theta \mathbf{e}_\theta)|^2 dx + \int_D \frac{1}{\rho^2} f_\phi^2 dx + \int_D \frac{1}{\rho} (\partial_\rho f_\phi^2) dx,$$

where $\mathbf{b}_\mathbf{f} := f_\rho \mathbf{e}_\rho + f_\phi \mathbf{e}_\phi$. Plugging this identity into (10.6) leads to

$$\begin{aligned} & \frac{1}{2} \int_D |\mathbf{f}|^2(x, T_1) dx + \int_0^{T_1} \int_D |\nabla \mathbf{b}_\mathbf{f}|^2 dx dt + 2 \int_0^{T_1} \int_D |\mathbb{S}(f_\theta \mathbf{e}_\theta)|^2 dx dt \\ &= \int_0^{T_1} \int_D \frac{1}{\rho^2} f_\phi^2 dx dt + \int_0^{T_1} \int_D \frac{1}{\rho} (\partial_\rho f_\phi^2) dx dt - \int_0^{T_1} \int_D [(\mathbf{f} \cdot \nabla) \mathbf{v}] \cdot \mathbf{f} dx dt. \end{aligned} \quad (10.7)$$

Similar to Corollary 5.4, we have

$$\int_0^{T_1} \int_D |\mathbb{S}(f_\theta \mathbf{e}_\theta)|^2 dx dt \geq \frac{3}{8} \int_0^{T_1} \int_D |\nabla(f_\theta \mathbf{e}_\theta)|^2 dx dt. \quad (10.8)$$

Next, we will control the first two terms on the right hand side of (10.7) by a small multiple of $\int_0^{T_1} \int_D |\nabla \mathbf{b}_f|^2 dx dt$ which can be absorbed by the left hand side of (10.7). Based on formula (5.4), for any fixed $t \in (0, T_1)$,

$$\int_D |\nabla \mathbf{b}_f|^2 dx \geq \int_D (\partial_\rho f_\phi)^2 dx + \int_D (F_1^2 + F_2^2) dx, \quad (10.9)$$

where

$$F_1 \stackrel{\text{def}}{=} \frac{1}{\rho} (\partial_\phi f_\phi + f_\rho), \quad \text{and} \quad F_2 \stackrel{\text{def}}{=} \frac{1}{\rho} (\partial_\phi f_\rho - f_\phi).$$

Meanwhile, for any fixed $t \in (0, T_1)$, it follows from Cauchy-Schwarz inequality that

$$\begin{aligned} \int_D \frac{1}{\rho^2} f_\phi^2 dx dt + \int_D \left| \frac{1}{\rho} (\partial_\rho f_\phi^2) \right| dx dt &\leq \lambda \int_D (\partial_\rho f_\phi)^2 dx + \left(1 + \frac{1}{\lambda}\right) \int_D \frac{1}{\rho^2} f_\phi^2 dx \\ &\leq \lambda \int_D (\partial_\rho f_\phi)^2 dx + \frac{3}{25} \left(1 + \frac{1}{\lambda}\right) \int_D \frac{1}{\rho^2} |\partial_\phi f_\phi|^2 dx, \end{aligned}$$

where the last inequality is due to $f_\phi = 0$ on rays and the Poincaré inequality in Lemma 4.2. Choosing $\lambda = \frac{1}{2}$ yields

$$\int_D \frac{1}{\rho^2} f_\phi^2 dx dt + \int_D \left| \frac{1}{\rho} (\partial_\rho f_\phi^2) \right| dx dt \leq \frac{1}{2} \int_D (\partial_\rho f_\phi)^2 dx + \frac{9}{25} \int_D \frac{1}{\rho^2} |\partial_\phi f_\phi|^2 dx.$$

Then by analogous argument as (6.18), we deduce

$$\left\| \frac{1}{\rho} \partial_\phi f_\phi \right\|_{L^2(D)}^2 \leq \frac{10}{7} (\|F_1\|_{L^2(D)}^2 + \|F_2\|_{L^2(D)}^2),$$

Thus,

$$\int_D \frac{1}{\rho^2} f_\phi^2 dx dt + \int_D \left| \frac{1}{\rho} (\partial_\rho f_\phi^2) \right| dx dt \leq \frac{1}{2} \int_D (\partial_\rho f_\phi)^2 dx + \frac{18}{35} (\|F_1\|_{L^2(D)}^2 + \|F_2\|_{L^2(D)}^2). \quad (10.10)$$

Combining (10.9) with (10.10) together gives

$$\int_D \frac{1}{\rho^2} f_\phi^2 dx dt + \int_D \left| \frac{1}{\rho} (\partial_\rho f_\phi^2) \right| dx dt \leq \frac{18}{35} \int_D |\nabla \mathbf{b}_f|^2 dx. \quad (10.11)$$

Plugging (10.8) and (10.11) into (10.7) leads to

$$\begin{aligned} &\frac{1}{2} \int_D |\mathbf{f}|^2(x, T_1) dx + \int_0^{T_1} \int_D |\nabla \mathbf{b}_f|^2 dx dt + \frac{3}{4} \int_0^{T_1} \int_D |\nabla(f_\theta \mathbf{e}_\theta)|^2 dx dt \\ &\leq \frac{18}{35} \int_0^{T_1} \int_D |\nabla \mathbf{b}_f|^2 dx dt + \left| \int_0^{T_1} \int_D [(\mathbf{f} \cdot \nabla) \mathbf{v}] \cdot \mathbf{f} dx dt \right|. \end{aligned} \quad (10.12)$$

Since $|\nabla \mathbf{f}|^2 = |\nabla \mathbf{b}_f|^2 + |\nabla(f_\theta \mathbf{e}_\theta)|^2$, it follows from (10.12) that

$$\frac{1}{2} \int_D |\mathbf{f}|^2(x, T_1) dx + \frac{17}{35} \int_0^{T_1} \int_D |\nabla \mathbf{f}|^2 dx dt \leq \left| \int_0^{T_1} \int_D [(\mathbf{f} \cdot \nabla) \mathbf{v}] \cdot \mathbf{f} dx dt \right|. \quad (10.13)$$

By definition,

$$\int_0^{T_1} \int_D [(\mathbf{f} \cdot \nabla) \mathbf{v}] \cdot \mathbf{f} \, dx \, dt = \sum_{j,k=1}^3 \int_0^{T_1} \int_D [f_j (\partial_{x_j} v_k)] f_k \, dx \, dt.$$

Then using integration by parts and taking advantage of the boundary condition and the incompressibility condition of \mathbf{f} , we infer that

$$\int_0^{T_1} \int_D [(\mathbf{f} \cdot \nabla) \mathbf{v}] \cdot \mathbf{f} \, dx \, dt = - \sum_{j,k=1}^3 \int_0^{T_1} \int_D f_j v_k (\partial_{x_j} f_k) \, dx \, dt.$$

Since $\|\mathbf{v}\|_{L_{tx}^\infty(D \times [0, T])}$ is finite, there exists some large constant C_1 such that

$$\left| \int_0^{T_1} \int_D [(\mathbf{f} \cdot \nabla) \mathbf{v}] \cdot \mathbf{f} \, dx \, dt \right| \leq C_1 \int_0^{T_1} \int_D |\mathbf{f}(x, t)|^2 \, dx \, dt + \frac{1}{5} \int_0^{T_1} \int_D |\nabla \mathbf{f}|^2 \, dx \, dt.$$

Putting this estimate into (10.13) yields

$$\int_D |\mathbf{f}(x, T_1)|^2 \, dx \leq 2C_1 \int_0^{T_1} \int_D |\mathbf{f}(x, t)|^2 \, dx \, dt, \quad \forall 0 < T_1 \leq T. \quad (10.14)$$

Finally, since both \mathbf{v} and $\tilde{\mathbf{v}}$ has the same initial data, $\mathbf{f}(x, 0) = 0$ on D . As a result, it follows from (10.14) and Grönwall's inequality that $\mathbf{f} = 0$ on $D \times [0, T]$. So $\tilde{\mathbf{v}} = \mathbf{v}$ on $D \times [0, T]$, which justifies the uniqueness of the strong solution \mathbf{v} . This completes the proof of Theorem 1.3. \square

ACKNOWLEDGMENTS

We wish to thank Professors Hui Chen, Yanlin Liu, Xinghong Pan, Ping Zhang, Na Zhao and Daoguo Zhou, Dr. Chulan Zeng and Mr. Zili Chen for helpful discussions.

X. Yang is supported by National Natural Science Foundation of China (No. 12401299), Natural Science Foundation of Jiangsu Province (No. BK20241260), Scientific Research Center of Applied Mathematics of Jiangsu Province (No. BK20233002). Q. S. Zhang is grateful to the support of the Simons Foundation through grant No. 710364.

REFERENCES

- [1] D. Albritton, E. Brué, and M. Colombo. Non-uniqueness of Leray solutions of the forced Navier-Stokes equations. *Ann. of Math. (2)*, 196(1):415–455, 2022.
- [2] T. P. Acevedo, C. Amrouche, C. Conca and A. Ghosh. Stokes and Navier-Stokes equations with Navier boundary conditions *J. Differential Equations*, 285:258–320, 2021.
- [3] M. Benes. Mixed initial-boundary value problem for the three-dimensional Navier-Stokes equations in polyhedral domains. *Discrete Contin. Dyn. Syst.*, Suppl 1: 135–144, 2011.
- [4] J. Burke Loftus and Q. S. Zhang. A priori bounds for the vorticity of axially symmetric solutions to the Navier-Stokes equations. *Adv. Differential Equations*, 15(5-6):531–560, 2010.
- [5] L. Caffarelli, R. Kohn, and L. Nirenberg. Partial regularity of suitable weak solutions of the Navier-Stokes equations. *Comm. Pure Appl. Math.*, 35(6):771–831, 1982.
- [6] J.-Y. Chemin, P. Zhang, and Z. Zhang. On the critical one component regularity for 3-D Navier-Stokes system: general case. *Arch. Ration. Mech. Anal.*, 224(3):871–905, 2017.
- [7] C.-C. Chen, R. M. Strain, T.-P. Tsai, and H.-T. Yau. Lower bound on the blow-up rate of the axisymmetric Navier-Stokes equations. *Int. Math. Res. Not. IMRN*, (9):Art. ID rnn016, 31, 2008.

- [8] C.-C. Chen, R. M. Strain, T.-P. Tsai, and H.-T. Yau. Lower bounds on the blow-up rate of the axisymmetric Navier-Stokes equations. II. *Comm. Partial Differential Equations*, 34(1-3):203–232, 2009.
- [9] G.-Q. Chen and Z. Qian. A study of the Navier-Stokes equations with the kinematic and Navier boundary conditions. *Indiana Univ. Math. J.*, 59(2):721–760, 2010.
- [10] H. Chen, D. Fang, and T. Zhang. Regularity of 3D axisymmetric Navier-Stokes equations. *Discrete Contin. Dyn. Syst.*, 37(4):1923–1939, 2017.
- [11] H. Chen, T.-P. Tsai, and T. Zhang. Remarks on local regularity of axisymmetric solutions to the 3D Navier–Stokes equations. *Communications in Partial Differential Equations*, 47(8):1680–1699, 2022.
- [12] H. Chen, Z. Li, and P. Zhang. Global axisymmetric solution to the 3D incompressible anisotropic Navier-Stokes equations *J. Math. Pures Appl. (9)*, 205, No. 103807, 37 pp., 2026.
- [13] T. M. Elgindi and I.-J. Jeong. Finite-time singularity formation for strong solutions to the axi-symmetric 3D Euler equations. *Ann. PDE*, 5(2):Paper No. 16, 51, 2019.
- [14] A. Falocchi and F. Gazzola, Remarks on the 3D Stokes eigenvalue problem under Navier boundary conditions. *Annali di Matematica*, 201:1481–1488, 2022.
- [15] T. Y. Hou, Z. Lei, and C. Li. Global regularity of the 3D axi-symmetric Navier-Stokes equations with anisotropic data. *Comm. Partial Differential Equations*, 33(7-9):1622–1637, 2008.
- [16] J. P. Kelliher. Navier-Stokes equations with Navier boundary conditions for a bounded domain in the plane. *SIAM J. Math. Anal.*, 38(1):210–232, 2006.
- [17] G. Koch, N. Nadirashvili, G. A. Seregin, and V. Sverak. Liouville theorems for the Navier-Stokes equations and applications. *Acta Math.*, 203(1):83–105, 2009.
- [18] O. A. Ladyzhenskaya. Unique global solvability of the three-dimensional Cauchy problem for the Navier-Stokes equations in the presence of axial symmetry. *Zap. Nauchn. Sem. Leningrad. Otdel. Mat. Inst. Steklov. (LOMI)*, 7:155–177, 1968.
- [19] Z. Lei and Q. S. Zhang. Criticality of the axially symmetric Navier-Stokes equations. *Pacific J. Math.*, 289(1):169–187, 2017.
- [20] S. Leonardi, J. Malek, J. Necas, and M. Pokorný. On axially symmetric flows in \mathbb{R}^3 . *Z. Anal. Anwendungen*, 18(3):639–649, 1999.
- [21] J. Leray. Sur le mouvement d’un liquide visqueux emplissant l’espace. *Acta Math.*, 63(1):193–248, 1934.
- [22] Z. Li, N. Liu and T. Zhou. A refined uniqueness result of Leray’s problem in an infinite-long pipe with the Navier-slip boundary. *J. Differential Equations*, 461, No. 114108, 2026.
- [23] Z. Li, X. Pan and J. Yang. On Leray’s problem in an infinitely long pipe with the Navier-slip boundary condition. *Sci. China Math.*, 67(4):819–854, 2024.
- [24] Z. Li, X. Pan, X. Yang, C. Zeng, Q. S. Zhang, and N. Zhao. Finite speed axially symmetric Navier–Stokes flows passing a cone. *J. Funct. Anal.*, 286(10), No. 110393:116 pp., 2024.
- [25] F. Lin. A new proof of the Caffarelli-Kohn-Nirenberg theorem. *Comm. Pure Appl. Math.*, 51(3):241–257, 1998.
- [26] A. Mahalov, E. S. Titi, and S. Leibovich. Invariant helical subspaces for the Navier-Stokes equations. *Arch. Rational Mech. Anal.*, 112(3):193–222, 1990.
- [27] N. Masmoudi and F. Rousset. Uniform regularity for the Navier-Stokes equation with Navier boundary condition. *Arch. Ration. Mech. Anal.*, 203(2):529–575, 2012.

- [28] P. Mucha. On Navier-Stokes equations with slip boundary conditions in an infinite pipe. *Acta Appl. Math.*, 76:1–15, 2003.
- [29] C. L. M. H. Navier. Sur les lois du mouvement des fluides. *Mem. Acad. R. Sci. Inst. France*, 6:389–440, 1823.
- [30] X. Pan. Regularity of solutions to axisymmetric Navier-Stokes equations with a slightly supercritical condition. *J. Differential Equations*, 260(12):8485–8529, 2016.
- [31] G. Seregin. A note on local regularity of axisymmetric solutions to the Navier–Stokes equations. *J. Math. Fluid Mech.*, 24(1):Paper No. 27, 13, 2022.
- [32] G. Seregin. A slightly supercritical condition of regularity of axisymmetric solutions to the Navier-Stokes equations. *J. Math. Fluid Mech.*, 24(1):Paper No.18, 17, 2022.
- [33] G. Seregin and V. Sverak. On type I singularities of the local axi-symmetric solutions of the Navier-Stokes equations. *Comm. Partial Differential Equations*, 34(1-3):171–201, 2009.
- [34] T. Tao. Quantitative bounds for critically bounded solutions to the Navier-Stokes equations. In *Nine mathematical challenges—an elucidation*, volume 104 of *Proc. Sympos. Pure Math.*, pages 149–193. Amer. Math. Soc., Providence, RI, 2021.
- [35] M. R. Ukhovskii and V. I. Yudovich. Axially symmetric flows of ideal and viscous fluids filling the whole space. *J. Appl. Math. Mech.*, 32:52–61, 1968.
- [36] J. Watanabe. On incompressible viscous fluid flows with slip boundary conditions. *J. Comput. Appl. Math.*, 159:161–172, 2003.
- [37] D. Wei. Regularity criterion to the axially symmetric Navier-Stokes equations. *J. Math. Anal. Appl.*, 435(1):402–413, 2016.
- [38] Q. S. Zhang. Bounded solutions to the axially symmetric Navier Stokes equation in a cusp region. *J. Differential Equations*, 312:407–473, 2022.

(Z. Li) SCHOOL OF MATHEMATICS AND STATISTICS, NANJING UNIVERSITY OF INFORMATION SCIENCE AND TECHNOLOGY, NANJING 210044, CHINA

Email address: zijinli@nuist.edu.cn

(X. Yang) SCHOOL OF MATHEMATICS, SOUTHEAST UNIVERSITY, NANJING, 211189, CHINA;

Email address: xinyang@seu.edu.cn

(Q. Zhang) DEPARTMENT OF MATHEMATICS, UNIVERSITY OF CALIFORNIA, RIVERSIDE, CA 92521, USA;

Email address: qizhang@math.ucr.edu