

# A BASIS-CANONICAL PROJECTIVIZATION ALGORITHM FOR SMOOTH COMPLETE TORIC VARIETIES

PARSA BAKHTARY

ABSTRACT. We give an explicit projectivization algorithm for smooth complete toric varieties. More precisely, after fixing an ordered lattice basis, every smooth complete fan  $\Sigma$  admits a basis-canonical refinement  $\widehat{\Sigma}$  that is smooth, complete, and projective, such that the toric morphism  $X_{\widehat{\Sigma}} \rightarrow X_{\Sigma}$  factors as a finite sequence of ordinary blow-ups along smooth torus-invariant centers of codimension two. The existence of projectivizations of this kind is classical; the point of the present note is the elementary and deterministic construction. The algorithm attaches to  $\Sigma$  a projective wall-arrangement fan and refines  $\Sigma$  to a smooth fan  $\widehat{\Sigma} = \Gamma(\Sigma)$  subordinate to this arrangement by a sign-adaptation procedure that uses only codimension-two centers. The resulting fan is automatically projective: it refines a projective fan and dominates  $\Sigma$  by a projective morphism, and we exhibit an explicit strictly convex support function as the sum of the pulled-back support function of the arrangement and a small relatively ample perturbation. In particular the construction stops at the wall-adaptation stage: every blow-up center has codimension exactly two. The construction is uniform in all dimensions.

## CONTENTS

1. Introduction	1
2. Conventions	3
3. The wall-arrangement fan	3
4. The sign-adaptation algorithm	4
5. Sequential adaptation and monotonicity	5
6. Projectivity of $\Gamma(\Sigma)$	6
7. Proof of the main theorem	8
8. A computed threefold run	9
9. Specialization to dimension three	11
10. Length estimates	11
11. Remarks	11
Acknowledgments	12
References	12

## 1. INTRODUCTION

A fundamental question in toric geometry asks: given a smooth complete toric variety  $X_{\Sigma}$ , can one find a smooth *projective* toric variety dominating it via a proper birational toric morphism? In dimension two this is already settled, since every smooth complete toric surface is projective; the first genuinely nontrivial case is dimension three.

---

*Date:* May 28, 2026.

*2020 Mathematics Subject Classification.* Primary 14M25; Secondary 14E05, 52B20.

*Key words and phrases.* Toric varieties, projective fans, toric blow-ups, star subdivisions, support functions, toric Chow lemma.

The bare existence of such a dominating projective toric variety is not new. One route is the toric Chow lemma, which gives a projective refinement of a complete fan, followed by toric resolution of singularities; this proves existence but may pass through singular intermediate fans. More directly for smooth complete toric varieties, Bonavero recalls, citing Morelli, that every such toric variety becomes projective after a finite sequence of blow-ups along smooth toric subvarieties [4, 8]. The same projectivization principle appears in the toric Moishezon step in the exposition of Abramovich–Matsuki–Rashid after Morelli: after star subdivisions one obtains a fan which is part of a projective fan [2, Theorem 4.5]. Thus the contribution of this note is not the existential statement by itself, but a direct, basis-canonical, and elementary algorithm for producing one such projectivization.

The construction is designed to keep the geometry transparent. First we associate to  $\Sigma$  a projective wall-arrangement fan  $\mathcal{A}_\Sigma$  by extending every codimension-one cone of  $\Sigma$  to a central hyperplane. Second, we refine  $\Sigma$  to a smooth fan  $\Gamma(\Sigma)$  subordinate to  $\mathcal{A}_\Sigma$  by resolving exactly the two-dimensional cones that cross one of these walls. This wall-adaptation stage uses only codimension-two centers. The output  $\Gamma(\Sigma)$  is then *automatically* projective: it refines the projective fan  $\mathcal{A}_\Sigma$  and at the same time dominates  $\Sigma$  by a projective toric morphism, and these two facts combine to produce an explicit strictly convex support function on  $\Gamma(\Sigma)$ . No additional refinement step is needed to force projectivity, and the morphism to  $X_\Sigma$  is a sequence of ordinary toric blow-ups along smooth invariant centers of codimension exactly two.

**Basis-canonical convention.** Throughout the construction an ordered lattice basis  $B$  of  $N$  is fixed. It orients each wall normal by the first nonzero coordinate, orders the wall normals, and breaks ties among equally weighted bad two-cones. A construction below is called *B-canonical*, or basis-canonical, if it is determined by  $\Sigma$  and this ordered basis. The wall-arrangement fan itself is intrinsic to  $\Sigma$ ; the basis only chooses a deterministic order for the subsequent operations.

**Theorem 1.1** (Basis-canonical toric projectivization). *Let  $N \cong \mathbb{Z}^n$  with  $n \geq 2$ , let  $B$  be an ordered lattice basis of  $N$ , and let  $\Sigma$  be a smooth complete fan in  $N_{\mathbb{R}} = N \otimes_{\mathbb{Z}} \mathbb{R}$ . There is a  $B$ -canonical finite sequence of toric blow-ups*

$$X_{\widehat{\Sigma}} = X_r \longrightarrow X_{r-1} \longrightarrow \cdots \longrightarrow X_0 = X_\Sigma$$

such that:

- (i)  $X_{\widehat{\Sigma}}$  is smooth and projective;
- (ii) each morphism  $X_{i+1} \rightarrow X_i$  is the blow-up of a smooth torus-invariant center of codimension exactly two;
- (iii) the sequence and the output fan  $\widehat{\Sigma}$  are determined by  $\Sigma$  and the ordered basis  $B$ .

The construction is

$$\Sigma \xrightarrow{\text{sign-adapt}} \widehat{\Sigma} = \Gamma(\Sigma), \tag{1}$$

where  $\Gamma(\Sigma)$  is obtained from  $\Sigma$  by a finite deterministic sequence of star subdivisions along two-dimensional cones (the *wall-adaptation* stage). The auxiliary wall-arrangement fan  $\mathcal{A}_\Sigma$  does not appear in the output; it is used only to organize the wall-adaptation and to certify projectivity of  $\Gamma(\Sigma)$  in Section 6.

**Relationship to prior work.** The theorem should be read as a constructive refinement of the classical toric Moishezon–Morelli projectivization statement, not as a first existence theorem. Compared with the Chow-then-desingularize approach, it never leaves the smooth category and it gives a prescribed sequence of centers. Compared with the Morelli–Abramovich–Matsuki–Rashid factorization machinery and the related weak-factorization literature [2, 1, 12], it avoids cobordisms and  $\pi$ -desingularization: the only operation is the Euclidean sign-adaptation move on a bad two-cone, and projectivity of the output is read off directly from the wall arrangement. The factorization framework is designed for the more general problem of factoring birational maps, whereas the

present note solves the easier problem of constructing one projective smooth dominator. The tradeoff is that the output is generally far from minimal.

This is also different from the projectivization-by-small-modification framework of Fujino–Sato and Rossi. Fujino–Sato prove that every complete toric variety has a projective  $\mathbb{Q}$ -factorial toric model isomorphic in codimension one; in the smooth threefold case with Picard number at most five, their projectivizing sequences consist of flops or anti-flops, within a broader flops/flops/anti-flops framework [7]. Rossi develops the related Cox-ring and GKZ picture [11]. Those results change the variety in codimension one by small birational maps; here the final variety dominates the original by blow-ups. Adiprasito–Pak prove a much stronger recent common-stellar-subdivision theorem, including a weighted form of Oda’s strong factorization conjecture and a PL common-subdivision theorem [3]. Their theorem is broader and deeper; the present note is more specialized and records a concrete unweighted projectivization algorithm for smooth complete fans.

**Organization.** Section 2 fixes conventions. Section 3 constructs  $\mathcal{A}_\Sigma$ . Section 4 proves the sign-adaptation lemma. Section 5 handles sequential adaptation. Section 6 proves that  $\Gamma(\Sigma)$  is projective. Section 7 assembles the proof. Section 8 gives a computed threefold run. Sections 9–11 discuss specializations, length estimates, and further remarks.

## 2. CONVENTIONS

Let  $N \cong \mathbb{Z}^n$  be a lattice with dual lattice  $M = \text{Hom}(N, \mathbb{Z})$ . Set  $N_{\mathbb{R}} = N \otimes_{\mathbb{Z}} \mathbb{R}$  and  $M_{\mathbb{R}} = M \otimes_{\mathbb{Z}} \mathbb{R}$ . A *cone* is always a strongly convex rational polyhedral cone in  $N_{\mathbb{R}}$ . A *fan* is a collection of cones closed under taking faces and with pairwise intersections being faces.

For primitive lattice vectors  $u_1, \dots, u_k \in N$ , write  $\langle u_1, \dots, u_k \rangle$  for the cone  $\mathbb{R}_{\geq 0}u_1 + \dots + \mathbb{R}_{\geq 0}u_k$ . A cone is *simplicial* if its primitive generators are linearly independent, and *smooth* (or *unimodular*) if they extend to a lattice basis of  $N$ . A fan is smooth if every cone is smooth.

A fan  $\Gamma$  *refines* a fan  $\Sigma$ , written  $\Gamma \preceq \Sigma$ , if every cone of  $\Gamma$  is contained in a cone of  $\Sigma$ . A complete fan is *projective* if it admits a strictly upper convex piecewise-linear support function.

For a smooth cone  $\sigma = \langle u_1, \dots, u_k \rangle$  in a fan  $\Sigma$ , the *star subdivision* of  $\Sigma$  at the ray  $\mathbb{R}_{\geq 0}(u_1 + \dots + u_k)$  replaces every cone of  $\Sigma$  containing  $\sigma$  by the cones obtained by removing one generator of  $\sigma$  at a time and inserting  $u_1 + \dots + u_k$ . Geometrically, this is the toric blow-up of the orbit closure  $V(\sigma)$ ; see [5, §11.1].

## 3. THE WALL-ARRANGEMENT FAN

**Definition 3.1.** Let  $\Sigma$  be a smooth complete fan in  $N_{\mathbb{R}}$ . For each codimension-one cone  $\tau \in \Sigma(n-1)$ , let  $H_\tau = \text{span}_{\mathbb{R}}(\tau)$ . Choose the primitive normal  $m_\tau \in M$  such that  $H_\tau = \ker(m_\tau)$ , with sign determined by requiring the first nonzero coordinate of  $m_\tau$  in the fixed dual basis to be positive. Remove duplicates, and write  $\mathcal{M}_\Sigma = \{m_1, \dots, m_s\}$ . Define the *wall-arrangement fan*  $\mathcal{A}_\Sigma$  to be the complete fan cut out by the central hyperplane arrangement  $\{\ker(m_1), \dots, \ker(m_s)\}$ .

This is the toric analogue of Danilov’s approach to the toric Chow lemma [6]: extending each codimension-one cone of a complete fan to a full hyperplane produces a projective subdivision.

**Lemma 3.2.**  $\mathcal{A}_\Sigma$  is a complete projective fan refining  $\Sigma$ .

*Proof. Completeness.* A finite central hyperplane arrangement decomposes  $N_{\mathbb{R}}$  into finitely many closed polyhedral cones whose union is  $N_{\mathbb{R}}$ . Each cone is an intersection of closed half-spaces defined by rational hyperplanes, hence is a rational polyhedral cone.

*Refinement.* Each maximal cone  $\sigma = \langle r_1, \dots, r_n \rangle$  of  $\Sigma$  is the intersection of the  $n$  closed half-spaces defined by its facet planes. Since these facet planes are among the hyperplanes defining  $\mathcal{A}_\Sigma$ , any chamber meeting the interior of  $\sigma$  is contained in  $\sigma$ . Every lower-dimensional cone of  $\mathcal{A}_\Sigma$  is a face of a chamber of the arrangement; if that chamber is contained in a maximal cone  $\sigma$  of  $\Sigma$ , then the face is contained in the same closed cone  $\sigma$ . Thus every cone of  $\mathcal{A}_\Sigma$  is contained in a cone of  $\Sigma$ .

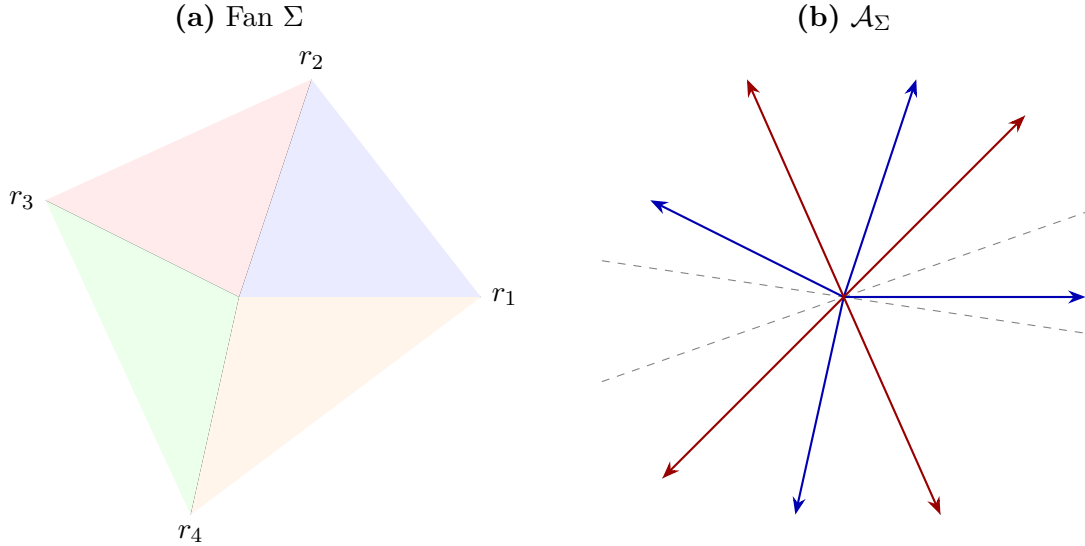


FIGURE 1. The wall-arrangement construction in a two-dimensional toy model. **(a)** A smooth complete fan  $\Sigma$  in  $\mathbb{R}^2$ ; every smooth complete toric surface is already projective, so the figure illustrates only the construction of  $\mathcal{A}_\Sigma$ , not the nonprojective phenomenon. **(b)** The wall-arrangement fan  $\mathcal{A}_\Sigma$ : each ray of  $\Sigma$  is extended to a central hyperplane (a line through the origin), and the resulting arrangement defines the refinement  $\mathcal{A}_\Sigma \preceq \Sigma$ .

*Projectivity.* The zonotope  $Z_\Sigma = \sum_{i=1}^s [-m_i, m_i] \subset M_{\mathbb{R}}$  has  $\mathcal{A}_\Sigma$  as its normal fan, by the standard zonotope-hyperplane-arrangement duality [13, Theorem 7.16]. It is full-dimensional because the  $m_i$  span  $M_{\mathbb{R}}$ : if a nonzero  $\ell \in N_{\mathbb{R}}$  satisfied  $\langle m_i, \ell \rangle = 0$  for all  $i$ , then  $\ell$  would lie in every facet hyperplane of a maximal cone  $\sigma = \langle r_1, \dots, r_n \rangle$ , but  $\bigcap_{i=1}^n \text{span}(r_1, \dots, \widehat{r}_i, \dots, r_n) = \{0\}$  since  $r_1, \dots, r_n$  is a lattice basis. In particular, since the  $m_i$  span  $M_{\mathbb{R}}$ , no line through the origin is contained in a single chamber, so every cone of  $\mathcal{A}_\Sigma$  is strongly convex.  $\square$

#### 4. THE SIGN-ADAPTATION ALGORITHM

**Definition 4.1.** Let  $\Phi$  be a smooth fan and  $m \in M$  primitive. A two-cone  $\tau = \langle u, v \rangle \in \Phi(2)$  is *m-bad* if  $m(u) \cdot m(v) < 0$ . The fan  $\Phi$  is *m-adapted* if it has no *m-bad* two-cones. The *m-weight* of a bad two-cone is  $w_m(\tau) = |m(u)| + |m(v)|$ .

*Remark 4.2.* Since the fan is smooth, every cone is simplicial. For a simplicial cone  $\sigma$ , the absence of *m-bad* two-faces is equivalent to all ray generators of  $\sigma$  lying in one of the closed half-spaces  $\{m \geq 0\}$  or  $\{m \leq 0\}$ : if no two-face has generators of opposite sign, then the signs (and zeros) of  $m$  on the generators are all nonnegative or all nonpositive.

**Lemma 4.3** (Sign-adaptation). *Let  $\Phi$  be a smooth complete fan and  $m \in M$  primitive. There is a  $B$ -canonical finite sequence of star subdivisions along *m-bad* two-cones that produces a smooth *m-adapted* fan. Each star subdivision inserts  $u + v$  for a bad two-cone  $\langle u, v \rangle$  and is the blow-up of a smooth codimension-two invariant center.*

*Proof. Algorithm.* Choose an *m-bad* two-cone of maximal weight. Ties are broken by ordering each two-cone  $\langle u, v \rangle$  as the pair  $(\min(u, v), \max(u, v))$  under the lexicographic order on  $N$  induced by the fixed basis, and choosing the lexicographically first such pair among the bad two-cones of maximal weight. Star-subdivide the chosen cone  $\langle u, v \rangle$  by inserting the ray through  $s = u + v$ .

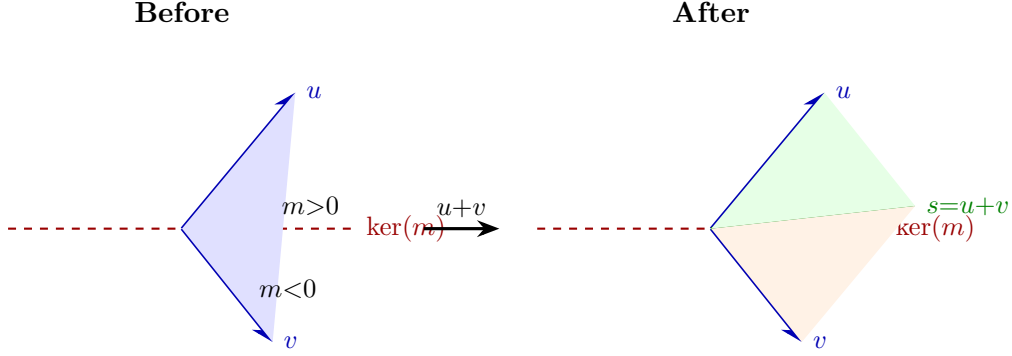


FIGURE 2. The sign-adaptation step: an  $m$ -bad two-cone crossing  $\ker(m)$  is subdivided by inserting  $s = u + v$ , reducing the  $m$ -weight.

Repeat until no bad two-cone remains. Since  $\langle u, v \rangle$  is smooth,  $u$  and  $v$  are part of a lattice basis; hence  $u + v$  is primitive.

*Smoothness.* If  $\sigma = \langle u, v, w_1, \dots, w_k \rangle$  is a cone containing  $\langle u, v \rangle$ , then  $u, v, w_1, \dots, w_k$  are part of a lattice basis. The cones  $\langle u, s, w_1, \dots, w_k \rangle$  and  $\langle s, v, w_1, \dots, w_k \rangle$  have generator matrices obtained by elementary column operations from this basis, hence are smooth. Thus every intermediate fan is smooth and complete, and the toric morphism is the blow-up of the smooth invariant subvariety  $V(\langle u, v \rangle)$  of codimension two.

*Termination.* Write  $m(u) = a > 0$  and  $m(v) = -b$  with  $b > 0$ , after interchanging  $u$  and  $v$  if necessary, and put  $W = a + b$ . Then  $m(s) = a - b$ . The old bad cone  $\langle u, v \rangle$  disappears. The two new cones  $\langle u, s \rangle$  and  $\langle s, v \rangle$  are either not bad or have weight strictly smaller than  $W$ : if  $a > b$ , then  $w_m(\langle s, v \rangle) = a < W$ , while if  $a = b$ , the new ray has  $m(s) = 0$  and creates no bad cone of this type; the case  $b > a$  is symmetric.

It remains to check the other new two-cones. Let  $w$  be a ray such that  $\langle s, w \rangle$  is a new two-cone. Then  $w$  occurs in a cone of the old fan containing  $\langle u, v \rangle$ . Since the old fan is simplicial, both  $\langle u, w \rangle$  and  $\langle v, w \rangle$  were old two-cones. Suppose first that  $a > b$  and  $\langle s, w \rangle$  is bad. Then  $m(s) > 0$  and  $m(w) < 0$ , so  $\langle u, w \rangle$  was an old  $m$ -bad cone. By maximality of  $W$ , its weight satisfies  $a + |m(w)| \leq W = a + b$ , hence  $|m(w)| \leq b$ . Therefore

$$w_m(\langle s, w \rangle) = (a - b) + |m(w)| \leq a < W.$$

If  $b > a$ , the same argument with  $u$  and  $v$  interchanged shows that any new bad cone  $\langle s, w \rangle$  has weight  $< W$ . If  $a = b$ , then  $m(s) = 0$ , so no cone containing  $s$  is bad.

Thus the subdivision removes one bad two-cone of maximal weight and creates no bad two-cone of weight at least  $W$ . If bad cones remain, put

$$\mu = (W_{\max}, \#\{m\text{-bad two-cones of weight } W_{\max}\}),$$

and if no bad cones remain put  $\mu = (0, 0)$ . Order these pairs lexicographically, with  $(0, 0)$  smaller than every pair with positive first coordinate. The preceding paragraph shows that  $\mu$  strictly decreases after each step: either the maximal weight drops, or the number of bad cones of maximal weight drops. Since the set of bad two-cones is finite at each stage and  $W_{\max}$  is a positive integer, the algorithm terminates.  $\square$

## 5. SEQUENTIAL ADAPTATION AND MONOTONICITY

**Lemma 5.1** (Monotonicity). *If a smooth fan  $\Phi$  is  $m$ -adapted, then any star subdivision of a two-cone of  $\Phi$  at the sum of its generators preserves  $m$ -adaptation.*

*Proof.* Since  $\Phi$  is  $m$ -adapted, every cone has all its ray generators in one of the closed half-spaces  $\{m \geq 0\}$  or  $\{m \leq 0\}$ . Let  $\sigma \supset \langle u, v \rangle$  be a cone of  $\Phi$ . All rays of  $\sigma$  lie in one such closed half-space. The new ray  $s = u+v$  satisfies  $m(s) = m(u)+m(v)$ , which lies in the same closed half-space (the sum of two nonnegative numbers is nonnegative; the sum of two nonpositive numbers is nonpositive). Therefore every new cone produced by the star subdivision, including cones of the form  $\langle s, w \rangle$  for other rays  $w$  of  $\sigma$ , has all its generators in one closed half-space. Hence no new  $m$ -bad two-cone is created.  $\square$

**Construction 5.2** (Sequential wall-adaptation). Order  $\mathcal{M}_\Sigma = \{m_1, \dots, m_s\}$  lexicographically. Set  $\Phi_0 = \Sigma$ . For  $j = 1, \dots, s$ , let  $\Phi_j$  be the result of applying Lemma 4.3 to  $\Phi_{j-1}$  with wall normal  $m_j$ . Define  $\Gamma(\Sigma) := \Phi_s$ .

**Proposition 5.3.**  $\Gamma(\Sigma)$  is smooth and complete, with  $\Gamma(\Sigma) \preceq \mathcal{A}_\Sigma \preceq \Sigma$ . The morphism  $X_{\Gamma(\Sigma)} \rightarrow X_\Sigma$  is a finite sequence of blow-ups along smooth codimension-two invariant centers.

*Proof.* By Lemma 4.3, each  $\Phi_j$  is smooth and complete. By Lemma 5.1, adapting to  $m_{j+1}$  preserves adaptation to  $m_1, \dots, m_j$ . So  $\Gamma(\Sigma)$  is adapted to every  $m_i$ . By Remark 4.2, for each cone  $\sigma \in \Gamma(\Sigma)$  and each wall normal  $m_i$ , all ray generators of  $\sigma$  lie in one of the half-spaces  $\{m_i \geq 0\}$  or  $\{m_i \leq 0\}$ . Therefore  $\sigma$  is contained in the intersection of one chosen closed half-space for every  $m_i$ , which is a cone of  $\mathcal{A}_\Sigma$ . Therefore  $\Gamma(\Sigma) \preceq \mathcal{A}_\Sigma$ .

Finally, by Lemma 4.3 each step of Construction 5.2 is a star subdivision, hence a toric blow-up of a smooth invariant center of codimension two, and such a blow-up is a projective morphism [5, §11.1]. As a composition of projective morphisms,  $X_{\Gamma(\Sigma)} \rightarrow X_\Sigma$  is projective.  $\square$

## 6. PROJECTIVITY OF $\Gamma(\Sigma)$

The fan  $\Gamma(\Sigma)$  is smooth, complete, and refines the projective arrangement fan  $\mathcal{A}_\Sigma$ . We show that it is itself projective, so that the construction terminates at  $\Gamma(\Sigma)$  with no further work. The mechanism is the standard one by which an ample class on a base and a relatively ample class for a morphism combine to an ample class on the total space; here both ingredients are visible at the level of support functions, and the linearity of the wall-bend functional makes the combination completely explicit.

The argument is a small general ‘‘sandwich’’ lemma. Throughout this section, until the final application, let  $\Sigma$  be a complete fan, let  $\mathcal{A}$  be a complete projective fan with  $\mathcal{A} \preceq \Sigma$ , and let  $\Gamma$  be a smooth complete fan with  $\Gamma \preceq \mathcal{A}$  such that the refinement morphism  $X_\Gamma \rightarrow X_\Sigma$  is projective. In the application,  $\mathcal{A} = \mathcal{A}_\Sigma$  and  $\Gamma = \Gamma(\Sigma)$ .

**Wall bends.** Let  $\Phi$  be a smooth complete fan in  $N_\mathbb{R}$  and let  $h: N_\mathbb{R} \rightarrow \mathbb{R}$  be a  $\Phi$ -linear support function, that is, a function whose restriction to each maximal cone is linear. Let  $\tau \in \Phi(n-1)$  be a wall, shared by the two maximal cones  $\sigma_+ = \langle \tau, a \rangle$  and  $\sigma_- = \langle \tau, b \rangle$ , where  $a$  and  $b$  are the generators of  $\sigma_+$  and  $\sigma_-$  not lying on  $\tau$ , and  $\tau = \langle r_1, \dots, r_{n-1} \rangle$ . Because  $\Phi$  is smooth, the  $n+1$  primitive generators  $a, b, r_1, \dots, r_{n-1}$  satisfy a unique integral wall relation

$$a + b = \sum_{i=1}^{n-1} c_i r_i, \quad c_i \in \mathbb{Z}, \quad (2)$$

in which the coefficients of  $a$  and  $b$  are both 1; this is the smooth case of the wall relation [5, §6.4]. Define the *bend* of  $h$  across  $\tau$  by

$$\delta_\tau(h) := \sum_{i=1}^{n-1} c_i h(r_i) - h(a) - h(b). \quad (3)$$

By construction  $\delta_\tau$  is a *linear* functional of the values of  $h$  on the rays of  $\Phi$ . Writing  $m_+, m_- \in M_\mathbb{R}$  for the linear forms with  $h|_{\sigma_\pm} = m_\pm$ , and using (2) together with  $m_+|_\tau = m_-|_\tau$ , one obtains the

equivalent expression

$$\delta_\tau(h) = (m_+ - m_-)(b), \quad (4)$$

which is well defined because  $m_+ - m_-$  vanishes on  $\text{span}(\tau)$ . We fix the orientation of (3) for which a strictly upper convex support function has all bends positive; with this convention,  $h$  is a strictly upper convex support function for  $\Phi$ , equivalently the support function of an ample divisor on the projective variety  $X_\Phi$ , if and only if  $\delta_\tau(h) > 0$  for every wall  $\tau \in \Phi(n-1)$  [5, Thm. 6.1.14]. The same functional governs the relative notion: a  $\Gamma$ -linear support function  $g$  is *strictly convex relative to  $\Sigma$*  if  $\delta_\tau(g) > 0$  for every wall  $\tau \in \Gamma(n-1)$  whose relative interior lies in the interior of a maximal cone of  $\Sigma$ , and a refinement morphism  $X_\Gamma \rightarrow X_\Sigma$  is projective if and only if such a  $g$  exists [5, §6.1, §7.2].

**Two families of walls.** Since  $\Gamma \preceq \mathcal{A}$ , the relative interior of each wall  $\tau \in \Gamma(n-1)$  is contained in the relative interior of a unique cone  $\delta$  of  $\mathcal{A}$ , and  $\dim \delta \geq \dim \tau = n-1$ , so  $\dim \delta \in \{n-1, n\}$ . Call  $\tau$  *inherited* if  $\dim \delta = n-1$ , in which case  $\tau$  lies in a wall of  $\mathcal{A}$ , and *interior* if  $\dim \delta = n$ , in which case the relative interior of  $\tau$  lies in the interior of a maximal cone of  $\mathcal{A}$ . Every wall of  $\Gamma$  is of exactly one of these two types.

**Lemma 6.1.** *Let  $h$  be a strictly upper convex support function for  $\mathcal{A}$ , regarded as a  $\Gamma$ -linear support function via  $\Gamma \preceq \mathcal{A}$ . Then  $\delta_\tau(h) > 0$  for every inherited wall  $\tau$ , while  $\delta_\tau(h) = 0$  for every interior wall  $\tau$ .*

*Proof.* Let  $\tau \in \Gamma(n-1)$  have adjacent maximal cones  $\sigma_+ = \langle \tau, a \rangle$  and  $\sigma_- = \langle \tau, b \rangle$  as above. Since  $\Gamma \preceq \mathcal{A}$ , each of  $\sigma_+, \sigma_-$  is contained in a maximal cone of  $\mathcal{A}$ .

Suppose first that  $\tau$  is interior, with  $\text{relint}(\tau) \subset \text{int}(\alpha)$  for some  $\alpha \in \mathcal{A}(n)$ . A relative-interior point of  $\tau$  has, inside each of  $\sigma_+$  and  $\sigma_-$ , a one-sided neighborhood lying in  $\text{int}(\alpha)$ . As each of  $\sigma_\pm$  is contained in a single maximal cone of  $\mathcal{A}$  and meets  $\text{int}(\alpha)$ , we conclude  $\sigma_+ \cup \sigma_- \subseteq \alpha$ . Hence  $h$  is linear on  $\sigma_+ \cup \sigma_-$ , say  $h = m_\alpha$  there, and by (3) and (2)

$$\delta_\tau(h) = m_\alpha\left(\sum_i c_i r_i\right) - m_\alpha(a) - m_\alpha(b) = m_\alpha(a+b) - m_\alpha(a) - m_\alpha(b) = 0.$$

Suppose now that  $\tau$  is inherited, with  $\text{relint}(\tau) \subset \text{relint}(W)$  for a wall  $W \in \mathcal{A}(n-1)$  shared by maximal cones  $\alpha_+, \alpha_- \in \mathcal{A}(n)$ . Since  $\tau$  is the common facet of the distinct maximal cones  $\sigma_+, \sigma_-$  of  $\Gamma$ , these lie on opposite sides of the hyperplane  $\text{span}(\tau) = \text{span}(W)$ , hence  $\sigma_+ \subseteq \alpha_+$  and  $\sigma_- \subseteq \alpha_-$  after labelling. Thus  $h|_{\sigma_+} = m_{\alpha_+}$  and  $h|_{\sigma_-} = m_{\alpha_-}$ , and by (4)

$$\delta_\tau(h) = (m_{\alpha_+} - m_{\alpha_-})(b).$$

Strict upper convexity of  $h$  across the genuine wall  $W$  of  $\mathcal{A}$  means exactly that  $m_{\alpha_+} - m_{\alpha_-}$  is a nonzero linear form vanishing on  $\text{span}(W)$  and taking strictly positive values on the open  $\alpha_-$  side of  $\text{span}(W)$ . The ray  $b$  lies strictly on that side: it is a generator of  $\sigma_- \subseteq \alpha_-$  not contained in  $\text{span}(\tau) = \text{span}(W)$ , for otherwise  $\sigma_- = \langle \tau, b \rangle$  would lie in the hyperplane  $\text{span}(W)$ , contradicting  $\dim \sigma_- = n$ . Therefore  $\delta_\tau(h) = (m_{\alpha_+} - m_{\alpha_-})(b) > 0$ .  $\square$

**Lemma 6.2.** *Let  $g$  be a  $\Gamma$ -linear support function that is strictly convex relative to  $\Sigma$ . Then  $\delta_\tau(g) > 0$  for every interior wall  $\tau$ .*

*Proof.* Let  $\tau$  be interior, with  $\text{relint}(\tau) \subset \text{int}(\alpha)$  for some  $\alpha \in \mathcal{A}(n)$ . Since  $\mathcal{A} \preceq \Sigma$  by hypothesis,  $\alpha$  is contained in a maximal cone  $\sigma \in \Sigma(n)$ . Both  $\alpha$  and  $\sigma$  are full-dimensional and  $\alpha \subseteq \sigma$ , so  $\text{int}(\alpha) \subseteq \text{int}(\sigma)$ ; indeed  $\text{int}(\alpha)$  is open in  $N_{\mathbb{R}}$  and contained in  $\sigma$ , hence contained in the largest open subset  $\text{int}(\sigma)$  of  $\sigma$ . Therefore  $\text{relint}(\tau) \subset \text{int}(\sigma)$ , that is,  $\tau$  is a wall of  $\Gamma$  whose relative interior lies in the interior of a maximal cone of  $\Sigma$ . By the defining property of relative strict convexity,  $\delta_\tau(g) > 0$ .  $\square$

**Lemma 6.3** (Sandwich projectivity). *Under the hypotheses of this section, the fan  $\Gamma$  is projective.*

*Proof.* Since  $\mathcal{A}$  is projective, fix a strictly upper convex support function  $h$  for  $\mathcal{A}$  and regard it as a  $\Gamma$ -linear support function via  $\Gamma \preceq \mathcal{A}$ . Since the morphism  $X_\Gamma \rightarrow X_\Sigma$  is projective, there is a  $\Gamma$ -linear support function  $g$  that is strictly convex relative to  $\Sigma$  [5, §6.1, §7.2].

Set  $h_\varepsilon := h + \varepsilon g$  for  $\varepsilon > 0$ . Since the bend functional (3) is linear in its argument,

$$\delta_\tau(h_\varepsilon) = \delta_\tau(h) + \varepsilon \delta_\tau(g) \quad \text{for every wall } \tau \in \Gamma(n-1).$$

If  $\tau$  is interior, then  $\delta_\tau(h) = 0$  by Lemma 6.1 and  $\delta_\tau(g) > 0$  by Lemma 6.2, so  $\delta_\tau(h_\varepsilon) = \varepsilon \delta_\tau(g) > 0$  for every  $\varepsilon > 0$ . If  $\tau$  is inherited, then  $\delta_\tau(h) > 0$  by Lemma 6.1, with no constraint on the sign of  $\delta_\tau(g)$ . If there are no inherited walls, set  $\varepsilon_0 = 1$ ; otherwise set

$$\varepsilon_0 := \min_{\tau \text{ inherited}} \frac{\delta_\tau(h)}{1 + |\delta_\tau(g)|}.$$

This is positive, and for every  $\varepsilon$  with  $0 < \varepsilon < \varepsilon_0$  each inherited wall satisfies

$$\delta_\tau(h_\varepsilon) \geq \delta_\tau(h) - \varepsilon |\delta_\tau(g)| > \delta_\tau(h) \left(1 - \frac{|\delta_\tau(g)|}{1 + |\delta_\tau(g)|}\right) = \frac{\delta_\tau(h)}{1 + |\delta_\tau(g)|} > 0.$$

Thus  $\delta_\tau(h_\varepsilon) > 0$  for every wall of  $\Gamma$  whenever  $0 < \varepsilon < \varepsilon_0$ .

Finally, choose  $h$  and  $g$  with rational values on the rays, after scaling if necessary. Since  $\varepsilon_0 > 0$ , choose a rational  $\varepsilon$  with  $0 < \varepsilon < \varepsilon_0$ . After clearing denominators,  $h_\varepsilon$  is an integral strictly upper convex support function, hence certifies an ample toric Cartier divisor on  $X_\Gamma$ . Therefore  $\Gamma$  is projective [5, Thm. 6.1.14].  $\square$

**Lemma 6.4** (Projectivity of the wall-adaptation output). *The fan  $\Gamma(\Sigma)$  is projective.*

*Proof.* Apply Lemma 6.3 with  $\mathcal{A} = \mathcal{A}_\Sigma$  and  $\Gamma = \Gamma(\Sigma)$ . The required hypotheses are exactly Lemma 3.2, which gives  $\mathcal{A}_\Sigma$  projective with  $\mathcal{A}_\Sigma \preceq \Sigma$ , and Proposition 5.3, which gives  $\Gamma(\Sigma)$  smooth and complete with  $\Gamma(\Sigma) \preceq \mathcal{A}_\Sigma$  and  $X_{\Gamma(\Sigma)} \rightarrow X_\Sigma$  projective.  $\square$

*Remark 6.5* (A coordinate-free reading). The argument can be stated without the explicit  $\varepsilon$ . By Lemma 6.2 the relatively ample support function  $g$  has a strict bend across every wall of  $\Gamma$  interior to a cone of  $\mathcal{A}$ ; moreover  $g$  restricts to a convex function on each cone of  $\mathcal{A}$ , because that cone is contained in a cone of  $\Sigma$  on which  $g$  is convex. Hence  $g$  is already strictly convex relative to  $\mathcal{A}$ , i.e. the morphism  $X_\Gamma \rightarrow X_{\mathcal{A}}$  is projective. As the base  $X_{\mathcal{A}}$  is projective, the total space  $X_\Gamma$  is projective; the class  $h + \varepsilon g$  produced above is an explicit witnessing ample support function. This is the toric incarnation of the fact that a projective morphism to a projective base has projective total space.

*Remark 6.6* (Why the construction stops at  $\Gamma(\Sigma)$ ). Lemma 6.4 shows that the wall-adaptation output is already projective. Thus the construction terminates at  $\Gamma(\Sigma)$ : there is no further refinement stage whose purpose is merely to force projectivity. A general smooth subdivision subordinate to a projective fan need not be projective; the additional input here is that  $X_{\Gamma(\Sigma)} \rightarrow X_\Sigma$  is projective. The wall dichotomy of Section 6 explains how the two sources of positivity combine: the pulled-back ample support function from  $\mathcal{A}_\Sigma$  bends positively on inherited walls, while the relatively ample support function for  $X_{\Gamma(\Sigma)} \rightarrow X_\Sigma$  bends positively on interior walls. A sufficiently small positive rational linear combination is therefore strictly convex on all walls.

## 7. PROOF OF THE MAIN THEOREM

*Proof of Theorem 1.1.* Fix the ordered lattice basis  $B$  of  $N$ .

*Step 1.* Construct  $\mathcal{A}_\Sigma$  (Definition 3.1). By Lemma 3.2,  $\mathcal{A}_\Sigma$  is complete and projective with  $\mathcal{A}_\Sigma \preceq \Sigma$ .

*Step 2.* Apply Construction 5.2 to obtain  $\Gamma(\Sigma)$ . By Proposition 5.3,  $\Gamma(\Sigma) \preceq \mathcal{A}_\Sigma \preceq \Sigma$ , and  $X_{\Gamma(\Sigma)} \rightarrow X_\Sigma$  is a finite sequence of blow-ups along smooth torus-invariant centers of codimension exactly two.

*Step 3.* Set  $\widehat{\Sigma} = \Gamma(\Sigma)$ . By Proposition 5.3 it is smooth and complete, and by Lemma 6.4 it is projective. This establishes (i).

Composing the blow-ups of Step 2 gives the claimed sequence, and each center has codimension two, giving (ii). The construction is  $B$ -canonical because every choice is determined by  $\Sigma$  and the lexicographic order from the fixed ordered basis  $B$ , giving (iii).  $\square$

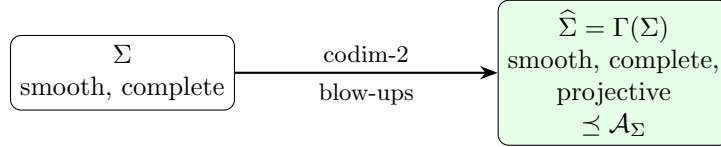


FIGURE 3. Schematic of the construction. The single wall-adaptation stage produces a smooth, complete, projective fan; all intermediate varieties are smooth and every blow-up center has codimension two.

### 8. A COMPUTED THREEFOLD RUN

We illustrate the wall-adaptation stage on a genuinely non-projective smooth complete toric threefold. Let  $X_\Sigma$  be Oda’s example, the smooth complete threefold of Picard number 4 occurring as case [7-5] of Fujino–Sato [7] and in Oda’s book [9], with ray generators

$$\begin{aligned} v_1 &= (1, 0, 0), & v_2 &= (0, 1, 0), & v_3 &= (0, 0, 1), & v_4 &= (-1, -1, -1), \\ v_5 &= (-1, -1, 0), & v_6 &= (0, -1, -1), & v_7 &= (-1, 0, -1), \end{aligned}$$

and ten maximal cones

$$\begin{aligned} &\langle v_1, v_2, v_3 \rangle, \langle v_1, v_2, v_7 \rangle, \langle v_1, v_3, v_6 \rangle, \langle v_1, v_6, v_7 \rangle, \langle v_2, v_3, v_5 \rangle, \\ &\langle v_2, v_5, v_7 \rangle, \langle v_3, v_5, v_6 \rangle, \langle v_4, v_5, v_6 \rangle, \langle v_4, v_5, v_7 \rangle, \langle v_4, v_6, v_7 \rangle. \end{aligned}$$

This fan is smooth and complete, with  $f$ -vector  $(f_1, f_2, f_3) = (7, 15, 10)$ .

**Non-projectivity.** The fan  $\Sigma$  admits the following elementary obstruction to projectivity. Consider the three walls  $\langle v_1, v_7 \rangle, \langle v_2, v_5 \rangle, \langle v_3, v_6 \rangle$ , whose wall relations in the sense of (2) are

$$v_2 + v_6 = v_1 + v_7, \quad v_3 + v_7 = v_2 + v_5, \quad v_1 + v_5 = v_3 + v_6.$$

For any support function  $h$  on  $\Sigma$ , the corresponding bends

$$\begin{aligned} \delta_1 &= h(v_1) + h(v_7) - h(v_2) - h(v_6), \\ \delta_2 &= h(v_2) + h(v_5) - h(v_3) - h(v_7), \\ \delta_3 &= h(v_3) + h(v_6) - h(v_1) - h(v_5) \end{aligned}$$

satisfy  $\delta_1 + \delta_2 + \delta_3 = 0$  identically, as one checks by cancelling terms. Strict upper convexity would require  $\delta_1, \delta_2, \delta_3 > 0$ , which is incompatible with their vanishing sum. Hence  $X_\Sigma$  carries no ample divisor and is non-projective.

For the standard ordered basis of  $\mathbb{Z}^3$ , the distinct wall normals of  $\Sigma$  are, in canonical order,

$$\begin{aligned} &(0, 0, 1), (0, 1, -1), (0, 1, 0), (1, -1, -1), (1, -1, 0), \\ &(1, -1, 1), (1, 0, -1), (1, 0, 0), (1, 1, -1). \end{aligned}$$

Applying Construction 5.2 gives the following complete count of wall-adaptation blow-ups.

wall normal $m$	number of codimension-two star subdivisions
$(0, 0, 1)$	1
$(0, 1, -1)$	3
$(0, 1, 0)$	1
$(1, -1, -1)$	5
$(1, -1, 0)$	2
$(1, -1, 1)$	5
$(1, 0, -1)$	2
$(1, 0, 0)$	1
$(1, 1, -1)$	5
Total	25

TABLE 1. The wall-adaptation stage for Oda's threefold [7-5] in the standard ordered basis. At each row the algorithm starts from the fan produced by the preceding rows.

For example, the first wall normal  $m = (0, 0, 1)$  has the unique bad cone  $\langle v_3, v_6 \rangle$  in the initial fan. The algorithm inserts

$$s = v_3 + v_6 = (0, -1, 0),$$

and the two affected maximal cones  $\langle v_1, v_3, v_6 \rangle$  and  $\langle v_3, v_5, v_6 \rangle$  are subdivided by replacing  $\langle v_3, v_6 \rangle$  with  $\langle v_3, s \rangle$  and  $\langle s, v_6 \rangle$ . Each new maximal cone is smooth because the operation is a star subdivision at the sum of two generators of a smooth two-cone.

The full computation gives

$$f_1(\Gamma) = 32, \quad f_2(\Gamma) = 90, \quad f_3(\Gamma) = 60,$$

so the wall-adaptation stage inserts  $32 - 7 = 25$  rays, matching the table. The inserted rays, in algorithm order, are

$$\begin{array}{lll}
s_1 = (0, -1, 0) & s_2 = (-2, -1, -1) & s_3 = (-1, 0, 0) \\
s_4 = (0, 1, 1) & s_5 = (-2, 0, -1) & s_6 = (1, 1, 1) \\
s_7 = (0, -1, 1) & s_8 = (1, 0, 1) & s_9 = (1, 1, 0) \\
s_{10} = (2, 1, 1) & s_{11} = (-1, -1, -2) & s_{12} = (0, 0, -1) \\
s_{13} = (0, -1, -2) & s_{14} = (-1, 0, 1) & s_{15} = (1, -1, -2) \\
s_{16} = (1, 0, -1) & s_{17} = (1, 2, 1) & s_{18} = (-1, -2, -1) \\
s_{19} = (1, -1, 1) & s_{20} = (0, 1, -1) & s_{21} = (-2, 1, -1) \\
s_{22} = (-1, 1, 0) & s_{23} = (1, -1, 0) & s_{24} = (1, 1, 2) \\
s_{25} = (2, -1, 1) & & 
\end{array}$$

By Lemma 6.4 the resulting smooth complete fan  $\widehat{\Sigma} = \Gamma$  is projective. The following explicit support function also certifies ampleness directly. Write  $h(r) = H(r)/2$  on the rays  $r \in \{v_1, \dots, v_7, s_1, \dots, s_{25}\}$ , where

$$\begin{array}{c|ccccccc}
r & v_1 & v_2 & v_3 & v_4 & v_5 & v_6 & v_7 \\
\hline
H(r) & -10 & -13 & -15 & -11 & -16 & -9 & -10
\end{array}$$

and

$$\begin{array}{c|ccccccccccccccc}
r & s_1 & s_2 & s_3 & s_4 & s_5 & s_6 & s_7 & s_8 & s_9 & s_{10} & s_{11} & s_{12} & s_{13} \\
\hline
H(r) & -13 & -20 & -13 & -15 & -21 & -14 & -22 & -12 & -18 & -22 & -14 & -12 & -19 \\
\hline
r & s_{14} & s_{15} & s_{16} & s_{17} & s_{18} & s_{19} & s_{20} & s_{21} & s_{22} & s_{23} & s_{24} & s_{25} \\
\hline
H(r) & -25 & -25 & -20 & -25 & -22 & -21 & -24 & -25 & -19 & -15 & -22 & -25.
\end{array}$$

With the wall-bend convention of (3), all 90 wall bends of this  $h$  are positive; their distinct values are

$$\frac{1}{2}, 1, \frac{3}{2}, 2, \frac{5}{2}, 3, \frac{7}{2}, 4, \frac{9}{2}.$$

Thus the minimum bend is  $\frac{1}{2}$ . The ancillary script `verify_oda_threefold.py` reproduces the run, prints the final 60 maximal cones, checks smoothness and completeness, verifies adaptation to all nine wall normals, and verifies these 90 positive bends using exact rational arithmetic. The entire projectivization is therefore the sequence of 25 codimension-two blow-ups recorded above, with no subsequent steps.

**A remark on the Fujino–Sato list.** The case [8-10] of [7], there denoted  $Z_{10}$ , is by contrast already projective, so it is not a source of non-projective test inputs; the present example uses case [7-5], which is non-projective as shown above. This count should not be read as a minimality statement: the example illustrates the determinism and uniformity of the algorithm, and ad hoc projectivizations of a particular threefold can be much shorter.

## 9. SPECIALIZATION TO DIMENSION THREE

**Corollary 9.1.** *Every smooth complete toric threefold admits a basis-canonical projectivization by smooth toric blow-ups. Every blow-up center is an invariant curve, namely the orbit closure of a two-dimensional cone.*

*Proof.* This is immediate from Theorem 1.1 and the dimension counts. In dimension three, the codimension-two centers of the construction are two-dimensional cones, which correspond to invariant curves.  $\square$

*Remark 9.2* (The cube-ray case). When all rays lie in  $\{-1, 0, 1\}^3 \setminus \{0\}$ , an alternative construction uses the coordinate octant fan  $\Sigma_{\text{oct}}$  as an external projective reference and analyzes the common refinement  $\Sigma \wedge \Sigma_{\text{oct}}$ . A finite classification of local cell types, combined with a midpoint repair rule, yields an explicit projective smooth subdivision with a bounded number of cones and bounded ray coordinates in this special case. The wall-adaptation construction of the present paper avoids any such finite classification.

## 10. LENGTH ESTIMATES

Write  $f_k(\Phi) = |\Phi(k)|$ . The algorithm gives an explicit, though generally nonminimal, count of the blow-ups needed to reach a projective fan. Each star subdivision adds exactly one ray, and for a smooth complete toric variety  $\rho(X_\Phi) = f_1(\Phi) - n$ , so the number of blow-ups equals the Picard-rank increase from  $X_\Sigma$  to  $X_{\hat{\Sigma}}$ . Since the only stage is wall-adaptation, this number is

$$L = f_1(\Gamma(\Sigma)) - f_1(\Sigma),$$

in every dimension. For the threefold of Section 8 this is  $32 - 7 = 25$ .

The adaptation cost for a fixed wall normal is governed locally by a Euclidean descent on  $m$ -weights. In dimension two, the cost for a single bad cone with  $m$ -values  $(a, -b)$  is the sum of the partial quotients in the continued fraction of  $a/b$ . In higher dimensions the same local descent operates, but link effects can create and remove bad cones in neighboring maximal cones, so a closed-form sum over the original bad cones is not available from this argument. Finiteness and computability are exactly the content of Lemma 4.3. One may of course stop the algorithm early if an intermediate fan is already projective; the estimate above concerns the explicit full sequence.

## 11. REMARKS

*Remark 11.1* (Basis dependence). The output is canonical relative to a fixed ordered lattice basis. The basis orients wall normals, orders the walls for sequential processing, and breaks ties among bad two-cones. Changing the ordered basis can change the order of operations, and hence the intermediate fan and the final basis-canonical output. The hyperplane arrangement underlying  $\mathcal{A}_\Sigma$ , however, is intrinsic to  $\Sigma$ .

*Remark 11.2* (Bad subvarieties). The wall-adaptation centers are orbit closures of  $m$ -bad two-cones: smooth invariant  $(n-2)$ -folds. For  $n = 3$  they are invariant curves, which matches the geometric “bad curve” intuition behind the threefold examples studied by Peternell and Bonavero [10, 4].

*Remark 11.3* (Subordination and projectivity). The sign-adaptation stage makes the smooth fan subordinate to the projective reference fan  $\mathcal{A}_\Sigma$ . Subordination to a projective fan is not, by itself, enough to imply projectivity of the subdivision; one might therefore expect a separate projectivity step. Lemma 6.3 shows why none is needed here. The pulled-back ample class from  $\mathcal{A}_\Sigma$  handles inherited walls, the relatively ample class for  $X_{\Gamma(\Sigma)} \rightarrow X_\Sigma$  handles interior walls, and a small positive rational sum of the two is ample on  $X_{\Gamma(\Sigma)}$ .

*Remark 11.4* (The smoothness hypothesis). If  $\Sigma$  is not smooth,  $u + v$  need not be primitive when  $\langle u, v \rangle$  is not smooth, so the sign-adaptation algorithm does not directly apply. Extending the construction to singular fans would require a separate desingularization step or a modified weighted subdivision rule.

#### ACKNOWLEDGMENTS

The author used Claude (Anthropic) and ChatGPT (OpenAI) during manuscript development for exploratory discussion, drafting assistance, proof-checking prompts, and computational sanity checks. The final literature positioning, verification of the arguments, and responsibility for all mathematical claims are the author’s.

#### REFERENCES

- [1] D. Abramovich, K. Karu, K. Matsuki, and J. Włodarczyk, Torification and factorization of birational maps, *J. Amer. Math. Soc.* **15** (2002), no. 3, 531–572.
- [2] D. Abramovich, K. Matsuki, and S. Rashid, A note on the factorization theorem of toric birational maps after Morelli and its toroidal extension, *Tohoku Math. J. (2)* **51** (1999), no. 4, 489–537.
- [3] K. A. Adiprasito and I. Pak, All triangulations have a common stellar subdivision, *Invent. Math.* (2026), doi:10.1007/s00222-026-01423-7; see also [arXiv:2404.05930](https://arxiv.org/abs/2404.05930).
- [4] L. Bonavero, Sur des variétés toriques non projectives, *Bull. Soc. Math. France* **128** (2000), no. 3, 407–431.
- [5] D. A. Cox, J. B. Little, and H. K. Schenck, *Toric Varieties*, Graduate Studies in Mathematics, vol. 124, Amer. Math. Soc., Providence, RI, 2011.
- [6] V. I. Danilov, The geometry of toric varieties, *Russian Math. Surveys* **33** (1978), no. 2, 97–154.
- [7] O. Fujino and H. Sato, On non-projective complete toric varieties, *Exp. Math.* (2025), doi:10.1080/10586458.2025.2536032.
- [8] R. Morelli, The birational geometry of toric varieties, *J. Algebraic Geom.* **5** (1996), no. 4, 751–782.
- [9] T. Oda, *Convex Bodies and Algebraic Geometry*, *Ergeb. Math. Grenzgeb.*, vol. 15, Springer, Berlin, 1988.
- [10] T. Peternell, Rational curves in Moishezon 3-folds, in: *Complex Analysis and Algebraic Geometry*, *Lecture Notes in Math.*, vol. 1194, Springer, Berlin, 1986, pp. 133–144, doi:10.1007/BFb0077000.
- [11] M. Rossi, On a conjecture of Fujino and Sato, arXiv preprint [arXiv:2602.22947](https://arxiv.org/abs/2602.22947) [math.AG], 2026.
- [12] J. Włodarczyk, Toroidal varieties and the weak factorization theorem, *Invent. Math.* **154** (2003), no. 2, 223–331.
- [13] G. M. Ziegler, *Lectures on Polytopes*, *Grad. Texts in Math.*, vol. 152, Springer, New York, 1995.

INDEPENDENT

Email address: [pbakhtary@gmail.com](mailto:pbakhtary@gmail.com)