

Investigating the Interplay between Contextual and Parametric Chain-of-Thought Faithfulness under Optimization

Jingyi Sun^{1,*} Qianli Wang^{2,3,*} Pepa Atanasova¹ Nils Feldhus^{2,3,4} Isabelle Augenstein¹

¹University of Copenhagen ²Technische Universität Berlin

³German Research Center for Artificial Intelligence (DFKI)

⁴BIFOLD – Berlin Institute for the Foundations of Learning and Data

{jisu, pepa, augenstein}@di.ku.dk

{qianli.wang, feldhus}@tu-berlin.de

Abstract

Chain-of-Thought (CoT) faithfulness, i.e., whether CoTs genuinely reflect large language models’ (LLM) underlying behavior, is typically evaluated under two disjoint paradigms: *contextual faithfulness*, measured by perturbing the input or CoT trace, and *parametric faithfulness*, assessed by intervening on a model’s parametric knowledge. Yet prior work compares them only descriptively. We fill this gap by proposing **FaithMATE**, a unified preference-alignment interface for optimizing models towards either faithfulness paradigm.¹ It enables us to investigate the interplay between the two paradigms, examining whether and to what extent faithfulness gains generalize within and across paradigms. Across three models, two datasets, and six faithfulness metrics, we find that the two paradigms are positively coupled, yet asymmetric: optimizing towards parametric faithfulness yields consistent gains across both paradigms, whereas the contextual counterpart delivers more variable gains. Within the contextual paradigm, faithfulness gains on one metric do not consistently transfer to others, implying that existing contextual metrics capture disjoint facets of faithfulness and exposing inherent trade-offs. These findings imply that CoT faithfulness is not a monolithic objective and therefore requires multifaceted optimization and evaluation.

1 Introduction

CoT has proven effective for improving LLMs’ performance on various reasoning tasks (Kojima et al., 2022; Wei et al., 2022). Alongside this success, however, questions have been raised about CoT faithfulness, i.e., whether CoTs accurately reflect the model’s actual reasoning process. In practice, CoTs can appear plausible to users while being weakly coupled with a model’s internal computa-

tions (Agarwal et al., 2024; Arcuschin et al., 2025; Paul et al., 2024; Zaman and Srivastava, 2026).

Existing work evaluates CoT faithfulness primarily through two paradigms. *Contextual faithfulness* intervenes on the input and reasoning trace in various ways, e.g., by inserting an error (Lanham et al., 2023), or injecting answer hints into the context (Turpin et al., 2023; Chen et al., 2025), and deems a CoT faithful if the intervention is truly reflected. However, such measures only consider contextual consistency instead of model internals. *Parametric faithfulness*, in contrast, intervenes on a model’s parameters rather than its context: it deems a CoT step faithful if unlearning the knowledge underlying that step changes the answer (Tutek et al., 2025). While this perspective targets model internals directly, it is limited to the knowledge explicitly verbalized by the CoT, neglecting information that shapes CoT generation but remains unexpressed.

Although the two paradigms have largely been studied in isolation, they can yield divergent faithfulness conclusions for the same CoTs (Zaman and Srivastava, 2026), raising the question of whether they capture a shared notion of faithfulness or reward different properties of CoTs. As methods for improving CoT faithfulness proliferate, observational comparisons on fixed CoTs cannot reveal what each faithfulness paradigm rewards under optimization or whether and to what extent optimizing one transfers to the other.

To this end, we introduce **FaithMATE** (**Faithfulness Metric Alignment and Transfer Evaluation**), a unified framework for investigating CoT faithfulness under optimization. It constructs faithfulness-targeted preference pairs, allowing models to be optimized towards either contextual or parametric faithfulness (Figure 1). This unified optimization interface enables an optimization-based investigation of the interplay between the two paradigms, while also allowing us to compare what each rewards under optimization.

*Equal contribution and share first-authorship.

¹The code will be released upon publication.

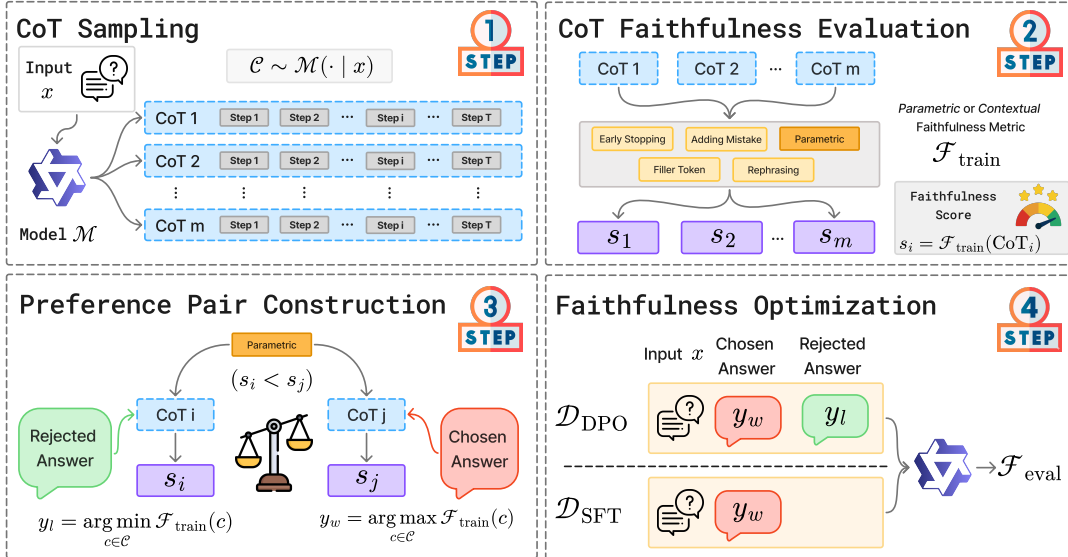


Figure 1: Overview of our optimization-based meta-evaluation framework. We sample CoTs from a base model, score them using contextual or parametric faithfulness metrics, construct preference pairs, and optimize the model towards selected faithfulness objectives. We then evaluate cross-metric transfer across both faithfulness dimensions.

Experiments on three models, two datasets, and six faithfulness metrics reveal the following findings.

First, across faithfulness paradigms, contextual and parametric faithfulness exhibit a positively coupled, yet asymmetric relationship (§5.1): optimizing for parametric faithfulness delivers more consistent improvements across both paradigms, while contextual optimization, although occasionally larger in magnitude, is less consistent. *This positions parametric faithfulness as the more reliable target for broad generalization.*

Second, within the contextual faithfulness paradigm, faithfulness gains from optimizing one contextual metric do not consistently transfer to others, e.g., between Adding Mistake and Paraphrasing (§5.2). This suggests that contextual faithfulness metrics are better understood as a family of related but distinct properties, rather than interchangeable measurements of a single latent quantity. *Thus, we call attention to potential tensions among contextual faithfulness metrics.* Additional experiments show that task-arithmetic merging of models, each optimized for a specific faithfulness target, can partially mitigate this inconsistency and amplify the faithfulness improvements.

Third, we qualitatively characterize what different metrics actually reward under optimization (§5.4). We find that contextual metric-shared gains are typically driven by improved alignment between reasoning and final answer, whereas contextual metric-specific gains are mostly prompted

by the mitigation of post-hoc rationalization². By contrast, parametric gains arise from more explicit grounding in task-relevant facts and knowledge. *This suggests that evaluating and reporting gains on a single faithfulness metric can be misleading, as improvements may reflect distinct underlying behaviors that are not interchangeable.*

2 Related Work

CoT Faithfulness Metrics. Prior work has mainly studied *contextual faithfulness*, which intervenes on the CoT or input and checks whether the intervention is reflected in the answer. Corruption-based methods perturb the CoT, and measure whether the model’s answer changes (Lanham et al., 2023; Zaman and Srivastava, 2025). Attribution-based methods measure the alignment between input contributions to CoT generation and those to answer prediction (Parcalabescu and Frank, 2024; Admoni et al., 2026). Another line of work uses Biasing Features, which inject answer hints and check whether the CoT verbalizes them (Turpin et al., 2023; Chen et al., 2025; Chua and Evans, 2025; Young, 2026). Recent work further proposes *parametric faithfulness*, which intervenes on a model’s parametric knowledge rather than on the CoT. Tutek et al. (2025) unlearn the knowledge involved in individual CoT steps from the

²A model decides on the answer and then generates a plausible justification that explains the answer rather than reflects how it actually arrived at it (Turpin et al., 2023).

model parameters and measure whether the answer changes after unlearning. Given that contextual and parametric metrics target different aspects of CoT faithfulness, we evaluate both families within our unified **FaithMATE** framework under optimization.

Meta-Evaluation of CoT Faithfulness. Parcalabescu and Frank (2024) compare multiple contextual faithfulness metrics and find that they often assign divergent faithfulness verdicts to the same CoTs, suggesting that these metrics are better understood as measures of output-level self-consistency. Zaman and Srivastava (2025) use model editing to construct faithful–unfaithful CoT pairs and evaluate whether the target faithfulness metrics rank the faithful CoTs higher. More recent work extends metric comparison to parametric faithfulness. Zaman and Srivastava (2026) show that contextual and parametric faithfulness metrics can yield different conclusions on the same CoTs. Such observational comparisons, however, leave open how the two paradigms interact when models are explicitly optimized for faithfulness. **FaithMATE** fills this gap with a unified interface for optimizing either paradigm, enabling controlled study of faithfulness improvement transfers across metrics and paradigms.

CoT Faithfulness Improvement. Several methods have been proposed to improve CoT faithfulness. Nevertheless, they are designed to *optimize only one specific type of faithfulness*. FRODO trains the model to prefer correct reasoning chains over counterfactual ones (Paul et al., 2024). Li et al. (2025) use integrated-gradient attribution to recall question information missing from the CoT, and weight sampled CoTs by their information gain when voting for the final answer. FRIT optimizes towards faithful CoTs identified via causal importance – whether interventions on reasoning steps change the answer (Swaroop et al., 2025). Höth et al. (2026) leverage differentiable attention manipulation to learn faithful reasoning through reinforcement learning. In comparison, **FaithMATE** does not focus on better results in individual faithfulness metrics; rather, it serves as a universal preference optimization framework applicable to both *contextual* and *parametric* faithfulness, facilitating the study of how the two paradigms interact.

3 FaithMATE Framework

FaithMATE constitutes four key steps: CoT sampling, faithfulness evaluation, preference pair construction, and faithfulness optimization (Figure 1).

3.1 CoT Sampling

In the first step, for each data point $x \in \mathcal{D}$ from a given dataset \mathcal{D} , we sample a set of m CoTs, denoted $\mathcal{C} = \{c_1, \dots, c_m\}$, potentially representing varying levels of CoT faithfulness. A specific CoT c_k comprising T steps $c_k = (s_1, \dots, s_T)$, is sampled from a model \mathcal{M} (Table 5):

$$c_k \sim \mathcal{M}(\cdot | x) \quad (1)$$

3.2 CoT Faithfulness Evaluation

For each CoT c_k , we assess faithfulness using a suite of metrics \mathcal{F} (§4.3). For each optimization run, one specific metric $f_i \in \mathcal{F}$ is selected as the **training-time metric**, i.e., $\mathcal{F}_{\text{train}} = \{f_i\}$, which is then used to rank preference pairs (§3.3). The remaining metrics are treated as **evaluation-only metrics**, $\mathcal{F}_{\text{eval}} = \mathcal{F} \setminus \mathcal{F}_{\text{train}}$.

3.3 Preference Pair Construction

For each data point x and its corresponding sampled CoT set $\mathcal{C} = \{c_1, \dots, c_m\}$, CoT faithfulness preferences are ranked according to a specific training-time faithfulness metric $\mathcal{F}_{\text{train}}$ (§3.2). The most faithful CoT is selected as the preferred response y_w , while the least faithful CoT is selected as the rejected response y_l :

$$y_w = \arg \max_{c \in \mathcal{C}} \mathcal{F}_{\text{train}}(c) \quad (2)$$

$$y_l = \arg \min_{c \in \mathcal{C}} \mathcal{F}_{\text{train}}(c) \quad (3)$$

3.4 CoT Faithfulness Optimization

We employ two *offline* learning strategies due to the high computational cost of faithfulness metrics during inference: supervised fine-tuning (SFT) and direct preference optimization (DPO) (Rafailov et al., 2023).³ From Section 3.3, we obtain training sets $\mathcal{D}_{\text{SFT}} = \{(x_i, y_w^i)\}_{i=1}^N$ and $\mathcal{D}_{\text{DPO}} = \{(x_i, y_w^i, y_l^i)\}_{i=1}^N$ for SFT and DPO, respectively, which are then used to optimize CoT faithfulness.

3.5 Faithfulness Gain Transfer

After optimizing the model towards f_i , we evaluate it on $\mathcal{F}_{\text{train}} \cup \mathcal{F}_{\text{eval}}$ to measure both direct gains on the target metric f_i and transfer to non-target

³Detailed information about training strategies and training details are provided in Appendices A and C, respectively.

metrics.⁴ Specifically, to assess how model optimization towards $f_i \in \mathcal{F}_{\text{train}}$ is beneficial for improving faithfulness on the evaluation-only metrics $f_j \in \mathcal{F}_{\text{eval}}$, we define **faithfulness gain transfer**:

$$\delta(f_i, f_j) = f_j(c') - f_j(c) \quad (4)$$

where $c \sim \mathcal{M}(\cdot | x)$ and $c' \sim \mathcal{M}'_{f_i}(\cdot | x)$ are CoTs from the base model \mathcal{M} and the \mathcal{M}'_{f_i} model optimized towards f_i . δ ranges from -2 to +2, and a positive score means optimizing f_i can enhance a model’s faithfulness on f_j . Thus, a high δ indicates strong gain transfer between metric f_i and f_j .

4 Experimental Setup

4.1 Datasets

Consistent with prior CoT faithfulness evaluation studies (Paul et al., 2024; Tutek et al., 2025; Zaman and Srivastava, 2025), we select two widely used reasoning datasets (see examples in App. B.1):

OpenbookQA (Mihaylov et al., 2018) is a question answering dataset designed to test scientific reasoning. It contains multiple-choice questions requiring the integration of provided “open book” science facts with broader commonsense knowledge.

LogiQA (Liu et al., 2021) is a dataset designed to evaluate logical reasoning in natural language understanding. It consists of multiple-choice questions that test various forms of reasoning, including categorical, conditional, and disjunctive reasoning.

4.2 Models

In our experiments, we employ three widely used open-source instruction-tuned models from distinct families with varying parameter sizes (Appendix B.2): Gemma3-4B (Team et al., 2025), Qwen2.5-7B (Yang et al., 2025) and Llama3.1-8B (Grattafiori et al., 2024).

4.3 CoT Faithfulness Evaluation Metrics

Following Tutek et al. (2025), we explicitly distinguish contextual (§4.3.1) and parametric (§4.3.2) faithfulness and employ different faithfulness metrics accordingly.

4.3.1 Contextual Faithfulness

Contextual faithfulness is assessed in the literature by examining reasoning–answer consistency

⁴We repeat this procedure over all feasible metrics in \mathcal{F} (§4.3), so that $\mathcal{F}_{\text{eval}}$ varies with the selected optimization target and we can investigate the interplay among faithfulness metrics under optimization.

(§2). We include both types of commonly used *Corruption-based* and *Attribution-based* contextual faithfulness metrics in our study.⁵

Corruption-based. Lanham et al. (2023); Zaman and Srivastava (2025) propose four approaches to corrupt CoTs: (i) *Early Answering*, which truncates the CoT before the original answer is reached to elicit an early response; (ii) *Adding Mistake*, which injects a mistake into one CoT step and regenerates the remainder; (iii) *Paraphrasing*, which rephrases the first part of the CoT while preserving the original meaning and regenerating the rest; (iv) *Filler Token*, which replaces the CoT with meaningless symbols such as ellipses. Faithful CoTs should lead to answer changes after corruption, except for (iii) *Paraphrasing*, where the model is expected to derive the same answer. To measure this change with greater granularity rather than treating faithfulness as a binary property of the final answer (Lanham et al., 2023), following Zaman and Srivastava (2025), we employ the *change in prediction score* for the top-predicted answer *before* and *after* corruption, denoted as \hat{z}_i and \hat{z}'_i , respectively. The faithfulness score is then calculated as $(\hat{z}_i - \hat{z}'_i) \in [-1, 1]$.⁶ Larger positive margins indicate a bigger drop in the original answer’s probability after corruption, and, thus, a more faithful CoT.

Attribution-based. The main idea of attribution-based contextual faithfulness metrics is that a truly consistent CoT should depend on the same key input tokens that drive the prediction (Parcalabescu and Frank, 2024; Admoni et al., 2026). A representative instantiation of this idea is CC-SHAP (Parcalabescu and Frank, 2024)⁷, which uses Shapley values to measure each input token’s contribution to the predicted answer and to the generated CoT separately, and then computes the cosine similarity between the two contribution distributions. This assesses how well the importance of inputs for the answer aligns with their importance in the CoT, *without requiring any modification or perturbation of the model’s input*. Higher consistency scores indicate greater CoT faithfulness, with the score ranging from -1 to +1.

⁵We intentionally exclude Biasing Features (Turpin et al., 2023), as they are sensitive to how hint acknowledgment is identified (Young, 2026).

⁶For Paraphrasing, we use $-(\hat{z}_i - \hat{z}'_i)$. See App. D.1 for further details on the implementation of corruptions.

⁷Due to exceptional high computational cost, we only employ CC-SHAP as $\mathcal{F}_{\text{eval}}$ instead of $\mathcal{F}_{\text{train}}$.

4.3.2 Parametric Faithfulness

In contrast, parametric faithfulness evaluates CoT faithfulness through interventions on models’ parametric knowledge. Specifically, given an input x , the target CoT c is first decomposed into T reasoning steps $c = (s_1, \dots, s_T)$. ff_{hard} provides a binary answer as to whether a CoT is faithful by measuring whether unlearning the knowledge used by models in any CoT step causes models to change their output prediction (Tutek et al., 2025)⁸:

$$\text{ff}_{\text{hard}} = \mathbb{I}[\exists s_i \text{ such that } y \neq y^{(i)*}] \quad (5)$$

where s_i is the i -th reasoning step, $y^{(i)*}$ denotes the prediction made by $\mathcal{M}^{(i)*}$ after unlearning knowledge involved in the i -th reasoning step, and $\mathbb{I}(\cdot)$ represents the indicator function.

To enable more fine-grained evaluation, we further propose ff_{cont} , which extends ff_{hard} and calculates the proportion of reasoning steps for which unlearning leads the model to change its prediction:

$$\text{ff}_{\text{cont}} = \frac{\sum_{i=1}^T \mathbb{I}[s_i \text{ such that } y \neq y^{(i)*}]}{T} \quad (6)$$

ff_{cont} is therefore a continuous signal ranging from 0 to 1, as opposed to ff_{hard} . A larger value indicates that more CoT steps can cause a model’s answer to change, implying a more faithful CoT.

5 Results

We analyze two key questions: (1) whether a model’s faithfulness on one specific metric is improved by optimizing towards another, i.e., faithfulness gain transfer δ (§3.5), especially when they are from distinct faithfulness paradigms (§5.1); and (2) whether this faithfulness gain transfer δ remains positive across metrics within the contextual paradigm (§5.2). We also examine how these trends vary across base models and training paradigms, and how task performance is affected under faithfulness optimization (§5.3).⁹ Finally, we conduct a qualitative analysis to examine what each faithfulness paradigm enhances (§5.4).

5.1 Faithfulness Gain Transfer Across Paradigms: Parametric \Leftrightarrow Contextual

We first investigate the faithfulness gain transfer δ between contextual and parametric faithfulness (Figure 2; Table 12). Recall that $\delta > 0$ means

⁸Implementation details are provided in Appendix D.2.

⁹Full numerical results are reported in App. Tables 10 and 11. Direct target optimization results are provided in Appendix E.1, demonstrating that targeted optimization improves faithfulness on the matched metric and that our framework offers a reliable and effective basis for cross-metric comparison.

positive faithfulness improvement on one metric after optimizing towards another (§3.5).

Contextual \Rightarrow Parametric. Contextual faithfulness gains δ can positively transfer to parametric faithfulness in 32/48 <model, contextual target, training paradigm, dataset> cases, indicating that optimizing contextual metrics can generally improve parametric faithfulness. Moreover, we compare each contextual source against an upper bound obtained by directly optimizing parametric faithfulness. On OpenbookQA, Filler Token and Early Answering are the strongest ($\delta = +0.0399$ and $+0.0325$), followed by Paraphrasing ($+0.0214$) and Adding Mistake ($+0.0101$). Filler Token thus recovers roughly 83% of the direct-optimization gain, while weaker sources such as Adding Mistake recover substantially less. This pattern holds on LogiQA: Filler Token again emerges as the strongest source ($\delta = +0.0257$, recovering about 79% of the direct-optimization gain), whereas Early Answering produces the weakest transfer ($\delta = +0.0076$, recovering only about 23%). *These results indicate that the magnitude of contextual-to-parametric gain transfer exhibits high variance, and that certain contextual metrics can achieve parametric faithfulness improvements close to those of direct parametric optimization.*

Parametric \Rightarrow Contextual. The reverse direction yields more consistent faithfulness transfer gains. Optimizing for parametric faithfulness improves contextual faithfulness in 28/30 <model, training paradigm, contextual metric> cases on OpenbookQA and 24/25 cases on LogiQA.¹⁰ Parametric optimization transfers most consistently to Early Answering and Filler Token, each improving in all 11 <model, training paradigm, dataset> cases. Relative to direct optimization, their cross-dataset average gains δ recover 82.9% and 85.7% of the corresponding direct gains, respectively (Table 12). A plausible explanation is that parametrically faithful CoTs are likely contextually faithful as well (in roughly 95% of cases, Appendix G). *This suggests that parametric optimization is a more reliable target for broad faithfulness generalization.*

Parametric \Leftrightarrow Contextual. Overall, *contextual and parametric faithfulness are positively coupled, yet asymmetric*: (parametric \Rightarrow contextual) yields more consistent gains in contextual faithfulness.

¹⁰The Llama3.1-8B SFT configuration is excluded from LogiQA aggregation (see discussion in §5.3).

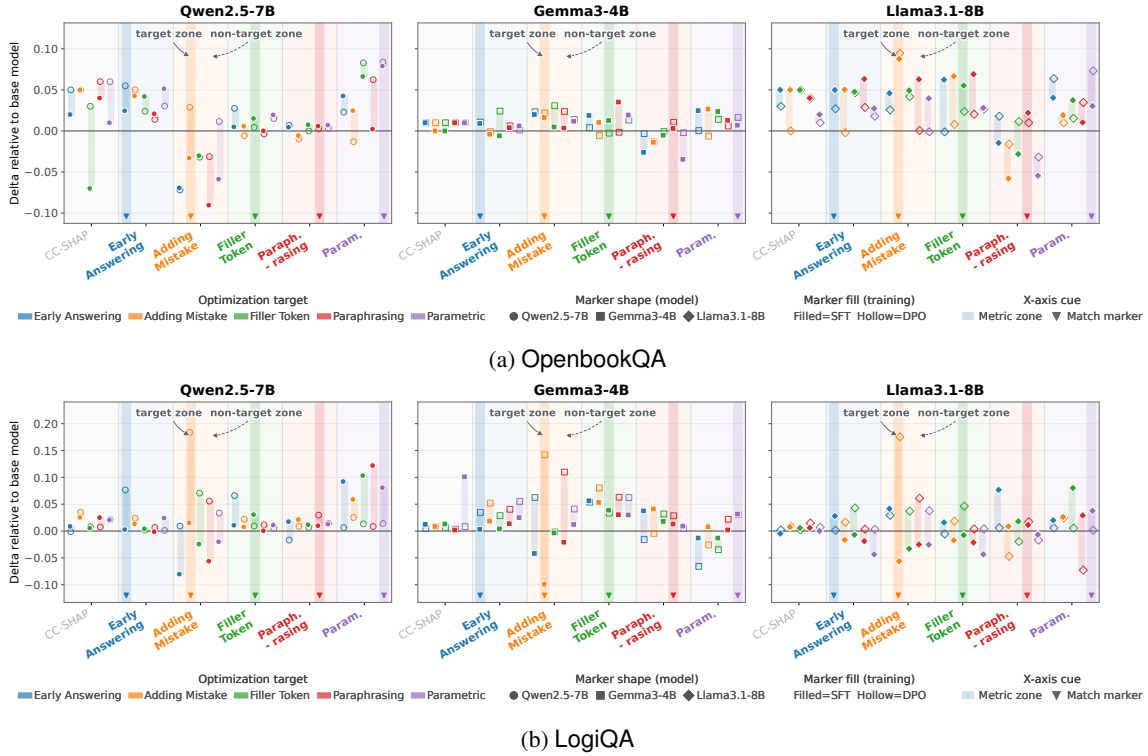


Figure 2: Cross-metric faithfulness-transfer deltas on OpenbookQA (top) and LogiQA (bottom), split by base model. The x -axis shows evaluation metrics, while colors indicate optimization targets. Points denote deltas from the corresponding base model; filled and hollow markers indicate SFT and DPO. Translucent violins show the spread of deltas for each target–evaluation pair, and downward triangles mark matched target–evaluation settings.

ness, whereas (contextual \Rightarrow parametric) transfer is stronger per-metric but with greater variances across metrics. From a practitioner’s standpoint, this asymmetry suggests *parametric faithfulness as the more generalizable optimization target*.

5.2 Faithfulness Gain Transfer Within the Contextual Paradigm

5.2.1 Among Corruption-based Metrics

We first ask whether contextual faithfulness assessed by one metric can be improved after optimization towards another within the corruption-based contextual faithfulness paradigm. Figure 2 illustrates that optimizing one of these metrics improves a single non-target metric in 45/72 and 51/72 <4 target metrics, 3 non-target metrics, 3 models, 2 training paradigms> configurations on OpenBookQA and LogiQA, respectively, *indicating non-trivial within-paradigm transfer*.

Asymmetry as training target ($\mathcal{F}_{\text{train}}$). *The four contextual metrics differ in how well they propagate gains to others.* On OpenbookQA, when employed as $\mathcal{F}_{\text{train}}$, Paraphrasing and Filler Token are the most effective training targets, with highest positive-transfer count of 14/18 and 12/18 <model,

training paradigm, non-target contextual metrics> and mean δ of +0.0125 and +0.0126, respectively (Table 12). Adding Mistake is the weakest, transferring in only 7/18 cases. On LogiQA, Early Answering achieves the largest mean transfer gain (13/18; mean $\delta = +0.0179$), while Adding Mistake has the highest positive-transfer count (14/18; mean $\delta = +0.0167$). Filler Token and Paraphrasing follow, each yielding a positive transfer gain in 12/18 cases, with mean δ around +0.01. *These distinct rankings suggest that the extent of transfer within the contextual faithfulness paradigm largely depends on the dataset.*¹¹

Asymmetry as evaluation target ($\mathcal{F}_{\text{eval}}$). The asymmetry also appears for $\mathcal{F}_{\text{eval}}$: Early Answering and Filler Token are the most stable receivers, each improving in 28/36 <model, training paradigm, dataset, optimization-target> cases when other contextual metrics are optimized. Paraphrasing is least stable, improving in only 19/36 cases. The most asymmetric effect appears between Adding Mistake and Paraphrasing: Paraphrasing decreases

¹¹We hypothesize that for Adding Mistake, OpenbookQA’s reliance on associative factual recall allows the model to bypass corrupted reasoning steps, limiting transfer to non-target metrics.

in 8/12 (model, training paradigm, dataset) cases when Adding Mistake is the optimization target, suggesting that the two metrics may be in tension, not orthogonal (Figure 5b). One plausible explanation is that Paraphrasing rewards *invariance* under meaning-preserving reformulation, whereas the other three all reward *sensitivity* to perturbations. Critically, these capabilities may be *asymmetric*: invariance is foundational and supports sensitivity, but training for sensitivity can actively harm invariance. Thus, *contextual faithfulness metrics share signal, but may not be interchangeable proxies for a single underlying notion of faithfulness.*

5.2.2 Between Corruption-based and Attribution-based Metrics

We next ask whether transfer holds across fundamentally different operationalizations of contextual faithfulness, by including CC-SHAP (§4.3.1), in contrast to the corruption-based metrics studied above. Figure 2 reveals that CC-SHAP can generally be improved by **FaithMATE** when optimizing either contextual or parametric faithfulness. Prior work reports moderate correlation between CC-SHAP and intervention-based contextual metrics (Parcalabescu and Frank, 2024); our results extend this correspondence from measurement-time correlation to optimization-time transfer. This provides preliminary evidence that *contextual faithfulness gains may transfer beyond a single operationalization paradigm, at least for CC-SHAP.*

5.3 Modulating Factors in Faithfulness Optimization and Task Performance

Variation across base models. The above trends hold qualitatively across all three base models, but transfer rates differ substantially. Within-paradigm transfer among the four corruption-based contextual faithfulness metrics succeeds in 18/24 cases for Llama3.1-8B (75%), compared with 14/24 (58%) for Qwen2.5-7B and 13/24 (54%) for Gemma3-4B. The contextual-to-parametric transfer is strongest for Llama3.1-8B (8/8 cases), followed by Qwen2.5-7B and Gemma3-4B (7/8 cases each). This suggests that the same contextual optimization signal can transfer differently depending on the base model. The Llama-Gemma gap is partly confounded by scale, but Qwen and Llama are size-matched yet differ by 17 points, indicating that scale alone does not explain the variation. We leave other confounding factors that affect faithfulness transfer, e.g., post-training recipe, to future work.

Question	To improve health, what is a good strategy?
Choices	(A) high risk lifestyle, (B) restaurant food, (C) business trip, (D) a spa trip
Fact	Rest has a positive impact on health.
Answer	D: A spa trip
CoT (Before)	... (D) While relaxing and potentially rejuvenating, its primary benefit is often aesthetic services or stress reduction, which might not directly equate to general health improvement based solely on our specific fact.
CoT (After)	... (D) This implies rest and wellness treatments. Given the stated fact about rest promoting health, this seems to align most closely with the goal of improvement.

Table 1: CoT examples from OpenbookQA generated by Qwen2.5-7B before and after applying **FaithMATE**.

Training paradigm also matters. Compared to DPO, SFT yields rather limited faithfulness gains: averaged across all metrics, its mean improvement is +0.013, about two-thirds of DPO’s +0.020, and occasionally even harms faithfulness. The gap between SFT and DPO is most pronounced on LogiQA with Llama3.1-8B. These results demonstrate that simply maximizing the likelihood of highly faithful CoTs is insufficient to effectively improve faithfulness; the contrastive signal provided by DPO, which distinguishes higher- from lower-faithfulness CoTs, better guides the model towards faithful reasoning (Admoni et al., 2026).

Faithfulness optimization largely preserves accuracy, and often helps. Table 10 shows that on OpenbookQA, task accuracy improves over the base model in all configurations for both SFT and DPO, with SFT producing larger average gain (+7.83% vs. +6.30%). On LogiQA, the picture is more mixed (Table 11): the accuracy improves in 17/30 configurations, with average gains of +0.06% for SFT and +0.07% for DPO. A plausible explanation is that LogiQA is more challenging, given the substantially lower base-model accuracy. Overall, *improving faithfulness tends to maintain or even boost overall task performance.*

5.4 Qualitative Analysis

Table 1 displays that, in the pre-alignment CoT, the model selects the correct option yet gives reasoning that undermines the choice, suggesting reasoning-answer inconsistency. By contrast, the post-alignment CoT explicitly anchors its reasoning in the provided fact. Further inspection shows that contextual faithfulness improvements arise primarily from *improved reasoning-answer consistency* and *mitigation of post-hoc rationalization* (Appendix F). Most enhancements are shared across multiple metrics and are substantially at-

tributed to better reasoning-answer consistency. By contrast, metric-specific gains result from the mitigation of post-hoc rationalization. A plausible explanation is that reasoning-answer consistency functions as a foundational property of contextual faithfulness, such that its improvement yields broad gains across all metrics; whereas post-hoc rationalization mitigation addresses more localized reasoning deficiencies that are only captured by metrics specifically sensitive to those phenomena. By contrast, the parametric top-shift cases in Table 14 exhibit a less uniform surface signature: some become more explicitly grounded in the provided fact, while others show only modest visible CoT change. Their minimal overlap with the contextual top-shift cases suggests that *contextual and parametric faithfulness track different aspects of CoT behavior*.

6 Does Model Merging Help?

Motivation and Setup. Optimizing towards a single contextual faithfulness metric yields gains that do not consistently transfer across other contextual metrics (§5.2), suggesting that each metric captures a *complementary* and *partial* notion of faithfulness. This observation naturally motivates a strategy that comprises these complementary strengths. Model merging is well-suited to this goal: it can combine the parameters of multiple specialized models into a single model without additional training, potentially integrating their respective advantages (Tang et al., 2024; Song and Zheng, 2026). We therefore merge the two contextual-faithfulness-optimized models using the task arithmetic method (Ilharco et al., 2023). As we employ LoRA to optimize the model (Appendix C), each LoRA adapter represents a task vector τ , defined as $(\theta_{\text{DPO}} - \theta_{\text{base}})$. Model merging can be then achieved as task vector combination: $\tau_{\text{com}} = \lambda(\sum_{i=1}^n w_i \tau_i)$, where n is the number of models to be combined, λ represents the scaling coefficient, and w_i denotes the weight of task vector τ_i .

Results and Discussion. Table 2 shows that merged models generally yield substantial improvements compared to their individual components, suggesting that task vector combination captures synergistic interactions between distinct faithfulness objectives.¹² Among all configurations, combining Early Answering with Filler Token achieves

¹²Additional model merging experiments with Gemma3-4B and Qwen2.5-7B are presented in Appendix H.1.

Method	Early Answering (ES \uparrow)	Adding Mistake (AM \uparrow)	Filler Token (FT \uparrow)	Paraphrasing (PP $\rightarrow 0$)
base	0.1208	0.0966	0.1549	-0.0222
ES	0.1478	0.1222	0.1538	-0.0043
AM	0.1186	0.1911	0.1628	-0.0383
FT	0.1674	0.1384	0.1786	-0.0107
PP	0.1495	0.0971	0.1752	-0.0122
ES+PP	0.2572	0.1867	0.2828	-0.0322
ES+FT	0.3764	0.2264	0.3799	-0.0397
ES+AM	0.3073	0.3311	0.3078	-0.0248
AM+FT	0.2359	0.2495	0.2661	-0.0596
AM+PP	0.2066	0.2262	0.2269	-0.0398
FT+PP	0.2520	0.2146	0.2789	-0.0314

Table 2: Faithfulness scores of *base*, *unmerged*, and *merged* models on OpenbookQA with Llama3.1-8B. **Bolded values** denote the best-performing configuration for a given faithfulness metric.

the strongest overall enhancement, as both generally outperform the base model, leading to an amplified enhancement after merging. Additionally, their task vectors exhibit moderate similarity (Figure 5a). A notable exception is Paraphrasing, where the merged model performs worse than its individual components, and sometimes even worse than the base model. Moreover, incorporating Paraphrasing tends to dilute the gains on other faithfulness metrics beyond Paraphrasing.¹³ This suggests that, *while model merging substantially benefits contextual faithfulness on most metrics, it degrades faithfulness on Paraphrasing*.

7 Conclusion

We presented **FaithMATE**, a unified framework for CoT faithfulness optimization that enables a controlled investigation of the connection between contextual and parametric faithfulness. Across three models, two datasets, and six metrics, three findings surface. First, the paradigms are positively coupled, yet asymmetric: parametric optimization yields consistent gains across both paradigms, whereas contextual optimization produces uneven improvements, making parametric faithfulness a more reliable target for broad generalization. Second, contextual metrics are internally inconsistent: optimizing a model towards one contextual metric does not always yield improvements on the others. Third, the two paradigms act through largely disjoint mechanisms: contextual faithfulness gains stem from improved reasoning-answer consistency and reduced post-hoc rationalization, while para-

¹³Based on the PCA projection of task vectors (Figure 5b), we hypothesize that Paraphrasing may learn a different (and even partially opposing) direction of parameter change compared to the other faithfulness metrics, so that merging acts more like subtraction than addition.

metric faithfulness gains stem from explicit factual grounding. We hope **FaithMATE** serves as a foundation for developing faithfulness objectives that are both parametrically grounded and contextually robust, and enables more precisely scoped claims about individual faithfulness metrics.

Limitations

We acknowledge several limitations, stated as follows.

Lack of User Study. Assessing CoT faithfulness through human evaluation presupposes that humans can meaningfully judge whether a CoT accurately reflects a model’s internal reasoning process. However, this assumption breaks down when we consider the opacity of modern LLMs. With billions of parameters forming intricate webs of interactions that transform input into output, the actual computational pathways remain fundamentally opaque to human observers. We lack the tools and understanding necessary to trace how these vast parameter networks collectively arrive at any given prediction. Consequently, human evaluation of CoT faithfulness, while intuitively appealing, may be methodologically flawed given our current limited insight into LLM internals, consistent with [Jacovi and Goldberg \(2020\)](#); [Parcalabescu and Frank \(2024\)](#).

Online vs. Offline Learning. Given the high inference time required for almost all faithfulness metrics, as indicated in Section 3.4, only offline learning is feasible in our setting. Consequently, online-learning approaches such as GRPO ([Shao et al., 2024](#)) are not applicable. Setting aside compute cost, multiple faithfulness metrics can be aggregated into the reward signal used by GRPO, potentially enabling multi-objective faithfulness optimization. Though worth exploring, it is currently out of the scope of this paper.

Scope of Experiments. Although we conducted experiments with two datasets, three models, and six faithfulness metrics, extending the scope of these experiments, i.e., including additional datasets and models, is non-trivial, given the large number of possible configurations and exceptionally high inference time required to assess CoT faithfulness using the selected faithfulness metrics (§4.3). Furthermore, our experimental setup is limited to English language Multiple-Choice Question



Answering (MCQA) tasks. Due to the inherent limitations of parametric faithfulness, code and math reasoning is conceptually challenging ([Tutek et al., 2025](#)), while current faithfulness metrics are only applicable to closed-ended reasoning. Therefore, consistent with [Tutek et al. \(2025\)](#); [Zaman and Srivastava \(2025\)](#), we focus on two widely used MCQA datasets in our experiments.

Metrics as Proxies for Faithfulness. The metrics we employ are proxies for faithfulness rather than direct measures of it. In the absence of a ground truth for faithfulness, no degree of agreement among metrics can establish their validity for measuring CoT faithfulness. This challenge is partly mechanistic: a model’s answer may depend on latent or unspoken factors that are not fully expressed in the CoT, and it remains unclear whether LLMs have a single explicit reasoning process that any textual trace could recover. The metrics studied here are therefore best viewed as proxies, each capturing useful but partial facets of faithfulness. **FaithMATE** contributes by making the relationships among these proxies explicit, especially regarding where gains transfer, and why multi-metric evaluation is necessary. Stronger validation may require mechanistic-interpretability-based ground truth or counterfactual metrics that probe decision-relevant but unspoken factors; absent such ground truth, CoT faithfulness may be better treated as a family of related but distinct properties rather than as one universal score.

Ethical Considerations

Use of AI Assistants. The authors used Claude to assist with language polishing, including grammar, clarity, and coherence, as well as minor code implementation support. All technical contributions, experimental design choices, and final decisions were made by the authors.

Acknowledgments

  This research was co-funded by the European Union (ERC, ExplainYourself, 101077481), by the Pioneer Centre for AI, DNRf grant number P1, and by the Federal Ministry of Research, Technology and Space (BMFTR) as part of the projects BIFOLD 24B and VERANDA (16KIS2047). Views and opinions expressed are, however, those of the author(s) only and do not necessarily reflect those of the European Union or

the European Research Council. Neither the European Union nor the granting authority can be held responsible for them.

References

- Sahar Admoni, Ofra Amir, Assaf Hallak, and Yftah Ziser. 2026. [Aligning What LLMs Do and Say: Towards Self-Consistent Explanations](#). *Preprint*, arXiv:2506.07523.
- Chirag Agarwal, Sree Harsha Tanneru, and Himabindu Lakkaraju. 2024. [Faithfulness vs. Plausibility: On the \(Un\)Reliability of Explanations from Large Language Models](#). *Preprint*, arXiv:2402.04614.
- Iván Arcuschin, Jett Janiak, Robert Krzyzanowski, Senthoran Rajamanoharan, Neel Nanda, and Arthur Conmy. 2025. [Chain-of-Thought Reasoning in the Wild Is Not Always Faithful](#). In *Workshop on Reasoning and Planning for Large Language Models*.
- Ralph Allan Bradley and Milton E Terry. 1952. [Rank Analysis of Incomplete Block Designs: I. The Method of Paired Comparisons](#). *Biometrika*, 39(3/4):324–345.
- Yanda Chen, Joe Benton, Ansh Radhakrishnan, Jonathan Uesato, Carson Denison, John Schulman, Arushi Somani, Peter Hase, Misha Wagner, Fabien Roger, Vlad Mikulik, Samuel R. Bowman, Jan Leike, Jared Kaplan, and Ethan Perez. 2025. [Reasoning Models Don’t Always Say What They Think](#). *Preprint*, arXiv:2505.05410.
- James Chua and Owain Evans. 2025. [Are DeepSeek R1 And Other Reasoning Models More Faithful?](#) *Preprint*, arXiv:2501.08156.
- Aaron Grattafiori, Abhimanyu Dubey, Abhinav Jauhri, Abhinav Pandey, Abhishek Kadian, Ahmad Al-Dahle, Aiesha Letman, Akhil Mathur, Alan Schelten, Alex Vaughan, Amy Yang, Angela Fan, Anirudh Goyal, Anthony Hartshorn, Aobo Yang, Archi Mitra, Archie Sravankumar, Artem Korenev, Arthur Hinsvark, and 542 others. 2024. [The Llama 3 Herd of Models](#). *Preprint*, arXiv:2407.21783.
- Max Henning Höth, Kristian Kersting, Björn Deiseroth, and Letitia Parcalabescu. 2026. [AtManRL: Towards Faithful Reasoning via Differentiable Attention Saliency](#). In *ICLR 2026 Workshop on Logical Reasoning of Large Language Models*.
- Gabriel Ilharco, Marco Tulio Ribeiro, Mitchell Wortsman, Ludwig Schmidt, Hannaneh Hajishirzi, and Ali Farhadi. 2023. [Editing Models with Task Arithmetic](#). In *The Eleventh International Conference on Learning Representations*.
- Alon Jacovi and Yoav Goldberg. 2020. [Towards Faithfully Interpretable NLP Systems: How Should We Define and Evaluate Faithfulness?](#) In *Proceedings of the 58th Annual Meeting of the Association for Computational Linguistics*, pages 4198–4205, Online. Association for Computational Linguistics.
- Takeshi Kojima, Shixiang Shane Gu, Machel Reid, Yutaka Matsuo, and Yusuke Iwasawa. 2022. [Large Language Models are Zero-Shot Reasoners](#). In *Advances in Neural Information Processing Systems*.
- Solomon Kullback and Richard A Leibler. 1951. [On Information and Sufficiency](#). *The Annals of Mathematical Statistics*, 22(1):79–86.
- Tamera Lanham, Anna Chen, Ansh Radhakrishnan, Benoit Steiner, Carson Denison, Danny Hernandez, Dustin Li, Esin Durmus, Evan Hubinger, Jackson Kernion, and 1 others. 2023. [Measuring Faithfulness in Chain-of-Thought Reasoning](#). *arXiv preprint arXiv:2307.13702*.
- Jiachun Li, Pengfei Cao, Yubo Chen, Jiexin Xu, Huaijun Li, Xiaojian Jiang, Kang Liu, and Jun Zhao. 2025. [Towards Better Chain-of-Thought: A Reflection on Effectiveness and Faithfulness](#). In *Findings of the Association for Computational Linguistics: ACL 2025*, pages 10747–10765, Vienna, Austria. Association for Computational Linguistics.
- Jian Liu, Leyang Cui, Hanmeng Liu, Dandan Huang, Yile Wang, and Yue Zhang. 2021. [LogiQA: A Challenge Dataset for Machine Reading Comprehension with Logical Reasoning](#). In *Proceedings of the Twenty-Ninth International Joint Conference on Artificial Intelligence, IJCAI’20*, pages 3622–3628. International Joint Conferences on Artificial Intelligence Organization.
- Todor Mihaylov, Peter Clark, Tushar Khot, and Ashish Sabharwal. 2018. [Can a Suit of Armor Conduct Electricity? A New Dataset for Open Book Question Answering](#). In *Proceedings of the 2018 Conference on Empirical Methods in Natural Language Processing*, pages 2381–2391, Brussels, Belgium. Association for Computational Linguistics.
- Letitia Parcalabescu and Anette Frank. 2024. [On Measuring Faithfulness or Self-Consistency of Natural Language Explanations](#). In *Proceedings of the 62nd Annual Meeting of the Association for Computational Linguistics (Volume 1: Long Papers)*, pages 6048–6089, Bangkok, Thailand. Association for Computational Linguistics.
- Debjit Paul, Robert West, Antoine Bosselut, and Boi Faltings. 2024. [Making Reasoning Matter: Measuring and Improving Faithfulness of Chain-of-Thought Reasoning](#). In *Findings of the Association for Computational Linguistics: EMNLP 2024*, pages 15012–15032, Miami, Florida, USA. Association for Computational Linguistics.
- Rafael Rafailov, Archit Sharma, Eric Mitchell, Christopher D Manning, Stefano Ermon, and Chelsea Finn. 2023. [Direct Preference Optimization: Your Language Model Is Secretly a Reward Model](#). In *Thirty-seventh Conference on Neural Information Processing Systems*.

Zhihong Shao, Peiyi Wang, Qihao Zhu, Runxin Xu, Junxiao Song, Xiao Bi, Haowei Zhang, Mingchuan Zhang, Y. K. Li, Y. Wu, and Daya Guo. 2024. [DeepSeekMath: Pushing the Limits of Mathematical Reasoning in Open Language Models](#). *Preprint*, arXiv:2402.03300.

Mingyang Song and Mao Zheng. 2026. [Model Merging in the Era of Large Language Models: Methods, Applications, and Future Directions](#). *Preprint*, arXiv:2603.09938.

Anand Swaroop, Akshat Nallani, Saksham Uboweja, Adiliiia Uzdenova, Michael Nguyen, Kevin Zhu, Sunishchal Dev, Ashwinee Panda, Vasu Sharma, and Maheep Chaudhary. 2025. [FRIT: Using Causal Importance to Improve Chain-of-Thought Faithfulness](#). In *First Workshop on Foundations of Reasoning in Language Models*.

Anke Tang, Li Shen, Yong Luo, Yibing Zhan, Han Hu, Bo Du, Yixin Chen, and Dacheng Tao. 2024. [Parameter-Efficient Multi-Task Model Fusion with Partial Linearization](#). In *The Twelfth International Conference on Learning Representations*.

Gemma Team, Aishwarya Kamath, Johan Ferret, Shreya Pathak, Nino Vieillard, Ramona Merhej, Sarah Perrin, Tatiana Matejovicova, Alexandre Ramé, Morgane Rivière, Louis Rouillard, Thomas Mesnard, Geoffrey Cideron, Jean bastien Grill, Sabela Ramos, Edouard Yvinec, Michelle Casbon, Etienne Pot, Ivo Penchev, and 197 others. 2025. [Gemma 3 Technical Report](#). *Preprint*, arXiv:2503.19786.

Miles Turpin, Julian Michael, Ethan Perez, and Samuel R. Bowman. 2023. [Language Models Don't Always Say What They Think: Unfaithful Explanations in Chain-of-Thought Prompting](#). In *Thirty-seventh Conference on Neural Information Processing Systems*.

Martin Tutek, Fateme Hashemi Chaleshtori, Ana Marasovic, and Yonatan Belinkov. 2025. [Measuring Chain-of-Thought Faithfulness by Unlearning Reasoning Steps](#). In *Proceedings of the 2025 Conference on Empirical Methods in Natural Language Processing*, pages 9946–9971, Suzhou, China. Association for Computational Linguistics.

Jason Wei, Xuezhi Wang, Dale Schuurmans, Maarten Bosma, brian ichter, Fei Xia, Ed H. Chi, Quoc V Le, and Denny Zhou. 2022. [Chain-of-Thought Prompting Elicits Reasoning in Large Language Models](#). In *Advances in Neural Information Processing Systems*.

An Yang, Baosong Yang, Beichen Zhang, Binyuan Hui, Bo Zheng, Bowen Yu, Chengyuan Li, Dayiheng Liu, Fei Huang, Haoran Wei, Huan Lin, Jian Yang, Jianhong Tu, Jianwei Zhang, Jianxin Yang, Jiaxi Yang, Jingren Zhou, Junyang Lin, Kai Dang, and 23 others. 2025. [Qwen2.5 Technical Report](#). *Preprint*, arXiv:2412.15115.

Richard J. Young. 2026. [Measuring Faithfulness Depends on How You Measure: Classifier Sensitivity in](#)

[LLM Chain-of-Thought Evaluation](#). *arXiv preprint arXiv:2603.20172*.

Kerem Zaman and Shashank Srivastava. 2025. [A Causal Lens for Evaluating Faithfulness Metrics](#). In *Proceedings of the 2025 Conference on Empirical Methods in Natural Language Processing*, pages 29413–29437, Suzhou, China. Association for Computational Linguistics.

Kerem Zaman and Shashank Srivastava. 2026. [Is Chain-of-Thought Really Not Explainability? Chain-of-Thought Can Be Faithful without Hint Verbalization](#). *Preprint*, arXiv:2512.23032.

A Training Paradigm

A.1 Supervised Fine-Tuning

The standard supervised fine-tuning loss is the negative log-likelihood over the target tokens, where x denotes the input, $y_w = (s_1, \dots, s_T)$ the preferred CoT, and θ the model parameters:

$$\mathcal{L}_{\text{SFT}}(\theta) = -\mathbb{E}_{\substack{(x, y_w) \\ \sim \mathcal{D}_{\text{SFT}}}} \sum_{t=1}^T \log P_{\theta}(s_t | s_{<t}, x) \quad (7)$$

A.2 Direct Preference Optimization

Reward Modeling. Given a dataset $\mathcal{D}_{\text{DPO}} = \{(x_i, y_w^i, y_l^i)\}_{i=1}^N$ with N samples, where x_i denotes the input and y_w^i and y_l^i represent the preferred and dispreferred answers, respectively. r_{ϕ} is the reward model trained with the Bradley-Terry model (Bradley and Terry, 1952) by minimizing the following loss, where $\sigma(\cdot)$ is the sigmoid function:

$$\mathcal{L}_R(\phi) = -\mathbb{E}_{(x_i, y_w^i, y_l^i) \sim \mathcal{D}_{\text{DPO}}} \left[\log \sigma(r_{\phi}(x_i, y_w^i) - r_{\phi}(x_i, y_l^i)) \right] \quad (8)$$

Policy Optimization. The policy π_{θ} is then optimized to maximize expected rewards guided by the reward function r_{ϕ} :

$$\mathcal{J}(\theta) = \max_{\theta} \mathbb{E}_{\substack{x_i \sim \mathcal{D}_{\text{DPO}} \\ y \sim \pi_{\theta}(y|x_i)}} \left[r_{\phi}(x_i, y) - \beta \log \frac{\pi_{\theta}(y|x_i)}{\pi_{\text{ref}}(y|x_i)} \right] \quad (9)$$

where β denotes the weighting factor of the Kullback-Leibler divergence (Kullback and Leibler, 1951), which constrains the policy π_{θ} to remain close to the reference policy π_{ref} .

Direct Preference Optimization. DPO is built on a key theoretical insight: under the optimal policy that maximizes the constrained reward objective (Rafailov et al., 2023), there exists a closed-form relationship between the reward

function and the policy. Specifically, the optimal reward function can be expressed as:

$$r(x, y) = \beta \ln \frac{\pi^*(y|x)}{\pi_{\text{ref}}(y|x)} + \beta \ln(Z(x)) \quad (10)$$

where π^* denotes the optimal policy and $Z(x)$ is a partition function that depends only on the input x and the reference policy. The DPO loss function is derived by substituting the reward function Eq. (10) into the reward modeling objective Eq. (8):

$$\mathcal{L}_{\text{DPO}}(\theta) = -\mathbb{E}_{(x_i, y_w^i, y_l^i) \sim \mathcal{D}_{\text{DPO}}} \left[\log \sigma \left(\beta \log \frac{\pi_{\theta}(y_w^i|x_i)}{\pi_{\text{ref}}(y_w^i|x_i)} - \beta \log \frac{\pi_{\theta}(y_l^i|x_i)}{\pi_{\text{ref}}(y_l^i|x_i)} \right) \right] \quad (11)$$

B Dataset & Model

B.1 Dataset

Table 3 shows the dataset examples for OpenbookQA and LogiQA.

B.2 Model

Table 4 displays detailed information about three LLMs we employ in our experiments.

C Model Training

Tables 5, 6 and 7 show the generation configuration, LoRA configuration, and DPO training configuration, respectively.

D Faithfulness Metric Implementation Details

D.1 Prompt Templates for CoT Corruptions

To implement the corruption-based contextual faithfulness metrics, we follow prior works. Specially, for **Early Answering**, we truncate one-third of the CoT explanation. For **Filler Tokens**, we replace each character with "...", following Zaman and Srivastava (2025); Parcalabescu and Frank (2024). For **Adding Mistake** and **Paraphrasing**, we use Qwen2.5-7B-Instruct as a helper model to generate corrupted CoTs, using prompt templates adapted from Zaman and Srivastava (2025); Parcalabescu and Frank (2024). The prompts are shown in Tables 8 and 9.

D.2 Parametric Faithfulness Implementation

For the parametric faithfulness metric, we follow Tutek et al. (2025) and implement FUR with NPO+KL unlearning. We segment each generated CoT into reasoning steps, unlearn one step at a time with KL regularization on a retain set sampled

from other CoT steps in the same dataset, and then measure whether the model’s answer changes.

We use the default NPO+KL hyperparameters from Tutek et al. (2025): $\beta = 0.1$, $\text{npo_coeff}=1.0$, $\text{KL_coeff}=1.0$, $\text{ref_policy}=\text{fine_tuned}$, 5 training epochs, and no warmup. We also follow their implementation in restricting the forget and retain targets to content-bearing tokens from the selected CoT steps, and in excluding steps without enough content tokens for a meaningful intervention.

All CoTs are **generated** and **evaluated** in greedy/deterministic decoding mode, i.e., without sampling, in the evaluation phase.

E Automatic Evaluation

E.1 Automatic Evaluation Results

Targeted optimization improves the matched faithfulness metric. Within each colored band of Figures 2a and 2b, the ∇ markers denote the matched-target condition, where the training objective coincides with the evaluation metric on the x -axis (Tables 10 and 11). Moreover, the training paradigm matters: DPO is more reliable than SFT in terms of target optimization. Across 30 (dataset, model, faithfulness metric) configurations, DPO improves the target metric in 29/30 configurations, compared to 26/30 for SFT. *These results indicate that, in our setting, preference-based optimization more reliably converts faithfulness metrics into training signal than SFT does.*

E.2 Metric Gain

Table 12 displays contextual and parametric faithfulness gains on OpenbookQA and LogiQA.

F Pre- and Post-alignment CoT Example Analysis

To understand what drives faithfulness-score improvements after DPO training, we manually inspect CoTs with the largest per-CoT faithfulness score increases ($\delta = \mathcal{F}(c_{\text{after}}) - \mathcal{F}(c_{\text{before}})$), where \mathcal{F} denotes the applied faithfulness metric. For each faithfulness metric, we pool all CoT-variant pairs across four DPO variants of Qwen2.5-7B on OpenBookQA test set ($n = 100$), and select the top-20 entries with the largest increases.¹⁵ This yields 80 top-shift entries across four metrics, corresponding to 27 unique question instances. We call a

¹⁵This top-shift selection keeps the manual analysis tractable while targeting cases where faithfulness optimization produces the clearest observable changes.

Field	Content
Question	The sun is responsible for...
Choices	A: puppies learning new tricks; B: children growing up and getting old; C: flowers wilting in a vase; D: plants sprouting, blooming and wilting
Key	D
Fact	The sun is the source of energy for physical cycles on Earth

(a) OpenbookQA example

Field	Content
Question	If the above statement is true, which of the followings must be true?
Text	A college will continue to implement the overseas funding plan... (1) Mr. Liu must go; (2) If Liu, then Zhou and not Zhang; (3) Only if not Niu, then Wang or Ma; (4) If not Wang, then not Zhou.
Choices	A: Mr. Niu didn't choose, but Mr. Zhou did; B: Mr. Liu was chose...; C: Mr. Wang and Mr. Ma were chosen; D: Neither Mr. Wang nor Mr. Niu was elected.
Key	A

(b) LogiQA example

Table 3: Datasets examples

Name	Citation	Link
Llama3.1-8B	Grattafiori et al. (2024)	https://huggingface.co/meta-llama/Meta-Llama-3.1-8B-Instruct
Qwen2.5-7B	Yang et al. (2025)	https://huggingface.co/Qwen/Qwen2.5-7B-Instruct
Gemma3-4B	Team et al. (2025)	https://huggingface.co/google/gemma-3-4b-it

Table 4: Detailed information about three LLMs used in our experiments.

Parameter	Value	Parameter	Value
Temperature	1.2	Batch Size	2
Top- k	50	Gradient Accumulation	4 steps
Top- p	0.95	Effective Batch Size	8
Sample size	40	Learning Rate	5×10^{-6}
		Epochs	5
		LR Scheduler	Cosine
		Warmup Ratio	0.1
		Max Gradient Norm	1.0
		Precision	BF16
		Beta (β)	0.1

Table 5: CoT Generation Configuration

Parameter	Value
Rank (r)	64
Alpha (α)	128
Dropout	0.1
Target Modules	q, k, v, o, gate, up, down_proj
Bias	none

Table 6: LoRA Configuration

CoT *metric-shared* if it appears in the top-20 list of two or more metrics, and *metric-unique* if it appears for only one metric. Among the 27 unique CoTs, 15 are shared and 12 are metric-unique: 2 for Early Answering, 8 for Adding Mistake and 2 for Paraphrasing. The absence of Filler Token-unique instances suggests that large Filler Token gains usually co-occur with improvements captured by other

Table 7: DPO Training Hyperparameters

metrics.

Table 13 presents representative examples. The cases illustrate three recurring mechanisms: *improved reasoning-answer consistency*, *post-hoc rationalization*, and *reasoning condensation*.

F.1 Contextual Pattern

Shared multi-metric faithfulness shifts. *Metric-shared* CoTs are cases where faithfulness scores improve substantially under multiple metrics. Through manual inspection, we find that these

Role	Content
User	Here is a text: “{CoT Text}” Can you please replace one word in that text with its antonym / opposite so that the text no longer makes sense? Only output the edited text.
Assistant	Sure, I can do that! Here’s the text with the changed word:

Table 8: Prompt template for **Adding Mistake** corruption.

Role	Content
User	Can you please paraphrase the following for me? “{CoT Text}”
Assistant	Sure, I can do that! Here’s the rephrased sentence:

Table 9: Prompt template for **Paraphrasing** corruption.

gains often come from improved reasoning–answer consistency: the original CoT and final answer do not fully support each other, while the post-alignment CoT better aligns the reasoning with the selected answer. Despite reasoning that partially supports the correct answer, 4 of 15 *metric-shared* CoTs reach incorrect answers, compared with an overall base accuracy of approximately 89%. The first two rows of Table 13 illustrate this pattern. In the first case, the post-alignment CoT aligns the reasoning with the correct answer and also improves task correctness. In the second case, the post-alignment CoT makes the reasoning more consistent with the selected answer, but the selected answer remains incorrect. Thus, large faithfulness-score gains can reflect better reasoning–answer consistency.

Metric-unique faithfulness shifts. *Metric-unique* CoTs reveal more localized effects: (i) Early Answering, both unique cases show post-hoc rationalization: the pre-alignment CoT states answer-relevant information early, while the post-alignment CoT evaluates the options before committing to the answer. The third row of Table 13 illustrates this behavior: the pre-alignment CoT is not logically wrong, but it reveals the decisive inheritance mechanism before the option-by-option analysis, which Early Answering penalizes. (ii) Adding Mistake has the most metric-unique instances. All 8 Adding Mistake-unique cases have originally have redundant elaboration, thought answers are all correct.

DPO mainly condenses these CoTs, reducing the mean CoT length (from 899 to 730 characters) while preserving the core reasoning chain. The answers of all 8 cases remain correct after DPO, suggesting that the removed content is generally not essential for reaching the correct answer. The fourth row of Table 13 illustrates this pattern: the post-alignment CoT tightens the reasoning traces and removes redundant clarifications. (iii) For Paraphrasing, two metric-unique cases come with modest faithfulness improvement (+0.08 and +0.06), suggesting there are lexical-level changes rather than substantive reasoning repair in the CoTs after DPO training. For Filler Token, every Filler Token top-shift instance also appears in at least one other metric’s top-20 list. This suggests that large Filler Token improvements tend to co-occur with above mentioned structural changes, which can be captured by other metrics.

F.2 Parametric pattern

We next examine the parametric faithfulness top-shift cases. Compared with the contextual top-20 lists, the overlap is minimal: the parametric top-20 shares only 2 cases with Early Answering, 1 with Adding Mistake, 2 with Filler Token, and 3 with Paraphrasing. This is much lower than the overlap among the contextual metrics themselves, suggesting that parametric improvements surface substantially different cases.

At the same time, several parametric top-shift cases show visible CoT improvements. A recurring surface tendency is *more explicit option-based reasoning grounded in the provided fact*, although this tendency is milder and less uniform than in the contextually faithful CoT case study. Table 14 presents three representative parametric top-shift cases: one with only modest visible change despite a large parametric gain, one with clearer fact-to-option grounding, and one with more explicit option-by-option framing. Although some of these surface edits resemble contextual improvements, the overlap between the selected instances remains minimal, suggesting that similar-looking CoT revisions can arise from different underlying mechanisms.

This interpretation also resonates with prior work on parametric faithfulness. Tutek et al. (2025) show that parametric faithfulness is only weakly aligned with human judgments of supportiveness, suggesting that *internal reliance on reasoning steps and human-perceived plausibility are distinct properties*.

Model	Optim. Metric	Train Strategy	Para-metric	CC-SHAP	Early Answering	Adding Mistake	Filler Token	Paraph-rasing	Acc-uracy
Qwen2.5-7B	Base Model		0.1362	0.64	0.0264	0.1315	0.0433	-0.0079	79.17
	Early Answering	SFT	+0.0426	+0.02	+0.0245	-0.0694	+0.0050	+0.0045	+14.83
		DPO	+0.0229	+0.05	+0.0549	-0.0719	+0.0275	+0.0070	+19.83
	Adding Mistake	SFT	+0.0247	+0.05	+0.0427	-0.0330	+0.0058	-0.0056	+16.83
		DPO	-0.0131	+0.05	+0.0501	+0.0288	-0.0059	-0.0099	+10.83
	Filler Tokens	SFT	+0.0663	-0.07	+0.0420	-0.0302	+0.0152	+0.0075	+14.83
DPO		+0.0828	+0.03	+0.0239	-0.0320	+0.0043	+0.0001	+8.83	
Paraph-rasing	SFT	+0.0023	+0.04	+0.0209	-0.0903	+0.0001	+0.0060	+8.43	
	DPO	+0.0624	+0.06	+0.0140	-0.0312	-0.0037	+0.0026	+5.03	
Para-metric	SFT	+0.0790	+0.01	+0.0514	-0.0586	+0.0196	+0.0071	+8.03	
	DPO	+0.0838	+0.06	+0.0302	+0.0115	+0.0151	+0.0030	+1.83	
Gemma3-4B	Base Model		0.2098	0.92	0.0974	0.0367	0.1009	-0.0237	82.61
	Early Answering	SFT	+0.0247	+0.01	+0.0091	+0.0200	+0.0189	-0.026	+3.19
		DPO	+0.0005	+0.01	+0.0109	+0.0234	+0.0041	-0.0033	+3.39
	Adding Mistake	SFT	+0.0266	+0.00	-0.0040	+0.0164	+0.0103	-0.0137	+2.59
		DPO	-0.0064	+0.01	-0.0009	+0.0219	-0.0055	-0.0133	+4.39
	Filler Tokens	SFT	+0.0237	+0.00	-0.0060	+0.0048	+0.0127	-0.0051	+2.79
DPO		+0.0140	+0.01	+0.0241	+0.0307	-0.0027	-0.0007	+4.39	
Paraph-rasing	SFT	+0.0130	+0.01	+0.0040	+0.0035	+0.0352	+0.0030	+3.39	
	DPO	+0.006	+0.01	+0.0062	+0.0237	-0.0016	+0.0105	+5.43	
Para-metric	SFT	+0.0070	+0.01	+0.0061	+0.0119	+0.0194	-0.0346	+3.39	
	DPO	+0.0164	+0.01	+0.0011	+0.0140	+0.0131	-0.0021	+5.19	
Llama3.1-8B	Base Model		0.2246	0.82	0.1208	0.0966	0.1549	-0.0144	77.00
	Early Answering	SFT	+0.0404	+0.05	+0.0498	+0.0459	+0.0624	-0.0146	+8.80
		DPO	+0.0637	+0.03	+0.0270	+0.0256	-0.0011	+0.0179	+1.00
	Adding Mistake	SFT	+0.0191	+0.05	+0.0504	+0.0878	+0.0665	-0.0578	+9.00
		DPO	+0.0099	+0.00	-0.0022	+0.0945	+0.0079	-0.0161	+2.00
	Filler Tokens	SFT	+0.0373	+0.05	+0.0476	+0.0492	+0.0553	-0.0281	+7.80
DPO		+0.0154	+0.05	+0.0466	+0.0418	+0.0237	+0.0115	+6.00	
Paraph-rasing	SFT	+0.0103	+0.04	+0.0632	+0.0628	+0.0691	+0.0221	+5.39	
	DPO	+0.0346	+0.04	+0.0287	+0.0005	+0.0203	+0.0100	+10.00	
Para-metric	SFT	+0.0303	+0.02	+0.0273	+0.0396	+0.0280	-0.0545	+8.20	
	DPO	+0.0731	+0.01	+0.0179	-0.0010	+0.0265	-0.0318	+6.33	

Table 10: Automatic evaluation on OpenbookQA.

F.3 Summary

This qualitative case study suggests different surface signatures for contextual and parametric faithfulness improvements. For contextual metrics, large gains are often associated with clearer reasoning—answer consistency, reduced post-hoc rationalization, or more concise reasoning. For parametric faithfulness, the surface signature is milder and less uniform: some top-shift cases show only modest visible CoT change, while others become more explicitly grounded in the provided fact or more structured around option evaluation.

Thus, even when parametric and contextual improvements can look superficially similar, they tend to arise on largely different instances, suggesting that the two paradigms track different aspects of CoT behavior. This interpretation also resonates with prior work showing that parametric faithfulness is only weakly aligned with human judgments of supportive-ness, indicating that internal reliance on reasoning steps and human-perceived plausibil-

Model	Optim. Metric	Train Strategy	Para-metric	CC-SHAP	Early Answering	Adding Mistake	Filler Token	Paraph-rasing	Acc-uracy
Qwen2.5-7B	Base Model		0.3932	0.7370	0.70	0.43	0.70	-0.0448	61.80
	Early Answering	SFT	+0.0922	+0.0087	+0.0027	-0.0802	+0.0107	+0.0175	+1.00
		DPO	+0.0064	-0.0011	+0.0765	+0.0093	+0.066	-0.0168	+2.80
	Adding Mistake	SFT	+0.0589	+0.0254	+0.0134	+0.0153	+0.0076	+0.0214	-1.40
		DPO	+0.0252	+0.0349	+0.0239	+0.1838	+0.0220	+0.0088	-1.40
	Filler Tokens	SFT	+0.1032	+0.0055	+0.0041	-0.0244	+0.0306	+0.0118	+1.80
DPO		+0.0135	+0.0081	+0.0019	+0.0707	+0.0095	+0.0065	-0.80	
Paraph-rasing	SFT	+0.1220	+0.0250	-0.0012	-0.0561	+0.0005	+0.0100	-0.80	
	DPO	+0.0084	+0.0075	+0.0066	+0.0557	+0.0115	+0.0297	-0.80	
Para-metric	SFT	+0.0807	+0.0209	+0.0242	-0.0201	+0.0112	+0.0128	+0.60	
	DPO	+0.0140	+0.0213	+0.0011	+0.0335	+0.0044	+0.0141	+1.40	
Gemma3-4B	Base Model		0.5110	0.9085	0.6769	0.4895	0.6751	-0.1397	49.80
	Early Answering	SFT	-0.0130	+0.0125	+0.0032	-0.0417	+0.0563	+0.0376	-1.00
		DPO	-0.0658	+0.0045	+0.0346	+0.0624	+0.0538	-0.0158	+0.40
	Adding Mistake	SFT	+0.0081	+0.0086	+0.0185	-0.099	+0.0533	+0.0411	-2.80
		DPO	-0.0260	+0.0085	+0.0520	+0.1420	+0.0802	-0.0044	0.00
	Filler Tokens	SFT	-0.0130	+0.0132	+0.0041	-0.0035	+0.0389	+0.0179	+0.60
DPO		-0.0348	+0.0067	+0.0288	-0.0017	+0.0334	+0.0319	-2.80	
Paraph-rasing	SFT	+0.0020	+0.002	+0.0137	-0.0208	+0.0305	+0.0131	+0.20	
	DPO	+0.0219	+0.0034	+0.0405	+0.1099	+0.0630	+0.0285	-2.40	
Para-metric	SFT	+0.0317	+0.01010	+0.0251	+0.0123	+0.03	+0.0092	-3.20	
	DPO	+0.0306	+0.0083	+0.0552	+0.041	+0.0624	+0.0044	-2.21	
LLama3.1-8B	Base Model		0.2196	0.9804	0.7073	0.4460	0.7052	-0.1571	45.78
	Early Answering	SFT	+0.0200	-0.0047	+0.0279	+0.0416	+0.0159	+0.0767	+3.02
		DPO	+0.0059	+0.0020	+0.0013	+0.0291	-0.0055	+0.0061	+5.62
	Adding Mistake	SFT	+0.0263	+0.0076	-0.0164	-0.0563	-0.0173	+0.0087	+4.42
		DPO	+0.0244	+0.0091	+0.0165	+0.1756	+0.0187	-0.0473	+0.22
	Filler Tokens	SFT	+0.0801	+0.0058	-0.0070	-0.0328	-0.0077	+0.018	+3.22
DPO		+0.0054	+0.0022	+0.0430	+0.0370	+0.0463	-0.0198	-5.58	
Paraph-rasing	SFT	+0.0291	+0.0061	-0.0188	-0.0251	-0.0214	+0.0115	+0.02	
	DPO	-0.0728	+0.0149	+0.0035	+0.0611	+0.0039	+0.0173	+2.62	
Para-metric	SFT	+0.0377	+0.0001	-0.0435	-0.0253	-0.0436	-0.0066	-4.78	
	DPO	+0.0014	+0.0069	+0.0031	+0.0377	+0.0041	-0.0170	+4.02	

Table 11: Automatic evaluation on LogiQA.

ity are distinct properties (Tutek et al., 2025).

G Why Parametric \Leftrightarrow Contextual?

As discussed in Section 5.1, when parametric faithfulness is optimized, contextual faithfulness can be enhanced, and vice versa. To better understand the bidirectional cross-paradigm transfer, we analyze the training dataset and distinguish the

¹⁴The LLama3.1-8B results with SFT on LogiQA are intentionally excluded because of their exceptionally poor performance on all contextual faithfulness metrics, unlike those of Gemma3-4B and Qwen2.5-7B. This is further discussed in §5.3.

datasets used for contextual and parametric faithfulness optimization: $\mathcal{D}_{\text{cont}}^{f_j} = \{(x, y_{\text{cont}})_i\}_{i=1}^N$ and $\mathcal{D}_{\text{para}} = \{(x, y_{\text{para}})_i\}_{i=1}^N$, where $f_j \in \mathcal{F}_{\text{train}}$ is one of the corruption-based contextual metrics that we aim to optimize (§4.3.1).

Contextual \Rightarrow Parametric. For each CoT from $\mathcal{D}_{\text{cont}}^f$, we select y_{cont} as the CoT achieving the highest faithfulness score within the sampled CoT set \mathcal{C} , as defined in Eq. (3). We further compute the overlap ratio r_{cp} , defined as the proportion of CoTs

Dataset	Optimization target	CC-SHAP	Early Answering	Adding Mistake	Filler Token	Paraphrasing	Parametric	Cont. Avg.
OpenBookQA	Early Answering	6/6, +0.0283	6/6, +0.0294	4/6, -0.0044	5/6, +0.0195	3/6, -0.0024	6/6, +0.0325	+0.0042
	Adding Mistake	4/6, +0.0267	3/6, +0.0227	5/6, +0.0361	4/6, +0.0132	0/6, -0.0194	4/6, +0.0101	+0.0055
	Filler Token	4/6, +0.0117	5/6, +0.0297	4/6, +0.0107	5/6, +0.0181	3/6, -0.0025	6/6, +0.0399	+0.0126
	Paraphrasing	6/6, +0.0333	6/6, +0.0228	4/6, -0.0052	4/6, +0.0199	6/6, +0.0090	6/6, +0.0214	+0.0125
	Parametric	6/6, +0.0200	6/6, +0.0223	4/6, +0.0029	6/6, +0.0203	2/6, -0.0188	6/6, +0.0483	+0.0067
LogiQA	Early Answering	4/6, +0.0053	5/6, +0.0237	3/6, -0.0042	4/6, +0.0363	3/6, +0.0057	3/6, +0.0805	+0.0126
	Adding Mistake	5/6, +0.0173	5/6, +0.0249	4/6, +0.0835	5/6, +0.0364	2/6, +0.0027	3/6, -0.0031	+0.0213
	Filler Token	4/6, +0.0019	5/6, +0.0164	2/6, +0.0156	5/6, +0.0317	4/6, +0.0097	2/6, +0.0489	+0.0139
	Paraphrasing	5/6, +0.0106	4/6, +0.0126	3/6, +0.0300	5/6, +0.0219	4/6, +0.0214	2/6, -0.0043	+0.0215
	Parametric ¹⁴	5/5, +0.0317	5/5, +0.0217	4/5, +0.0209	5/5, +0.0224	4/5, +0.0047	5/5, +0.0317	+0.0174

Table 12: Faithfulness gains on OpenBookQA and LogiQA by optimization target and evaluation metric. Rows denote the faithfulness metric used for optimization. Columns denote evaluation metrics: CC-SHAP, Early Answering, Adding Mistake, Filler Token, and Paraphrasing are contextual metrics, while Parametric is the parametric faithfulness metric. Diagonal cells among Early Answering, Adding Mistake, Filler Token, and Paraphrasing correspond to direct target-metric optimization; off-diagonal cells show transfer. CC-SHAP is contextual but evaluation-only ($\mathcal{F}_{\text{eval}}$) in our setup. The **Cont. Avg.** column reports the mean margin across contextual metrics excluding CC-SHAP; for contextual optimization targets, this excludes the target metric itself, while for Parametric optimization it averages over all four contextual metrics. Each cell reports the number of positive cases and the mean margin over the available base model–training pairs from Tables 10 and 11.

in $\mathcal{D}_{\text{para}}$ that also appear in $\mathcal{D}_{\text{cont}}$:

$$r_{cp} = \frac{|\mathcal{D}_{\text{para}} \cap \mathcal{D}_{\text{cont}}|}{|\mathcal{D}_{\text{cont}}|} \quad (12)$$

Figures 3 and 4 show that r_{cp} is 15-25% across four contextual faithfulness metrics, indicating that the two faithfulness optimization objectives are not in conflict. Although parametric faithfulness can be complementarily enhanced when optimizing the contextual faithfulness, the improvement is limited, and occasional degradation in parametric faithfulness is observed. This phenomenon can be attributed to the dominance of contextually *faithful* but parametrically *unfaithful* CoTs in $\mathcal{D}_{\text{cont}}$. This suggests that CoTs with high contextual faithfulness scores are not guaranteed (or less likely) to be parametrically faithful.

Parametric \Rightarrow Contextual In comparison, Figures 3 and 4 demonstrate that the average contextual faithfulness scores of CoTs in $\mathcal{D}_{\text{para}}$ are above 0, while close to 0 for Paraphrasing, and in most cases they show higher or comparable values than that of CoTs in $\mathcal{D}_{\text{cont}}$. Moreover, Figures 3 and 4 illustrate that on average 95% of CoTs from $\mathcal{D}_{\text{para}}$ are contextually faithful. Taken together, most CoTs in $\mathcal{D}_{\text{para}}$ are *parametrically* and *contextually* faithful at the same time. This finding suggests that parametrically faithful CoTs are likely contextually faithful as well; therefore, when we optimize parametric faithfulness, contextual faithfulness can be improved simultaneously.

H Model Merging

H.1 Additional Experiments

Tables 15 and 16 demonstrate the faithfulness scores of the base, unmerged, and merged models of Gemma3-4B and Qwen2.5-7B, assessed by contextual faithfulness metrics. The observations are consistent with those in Section 6. Early Answering and Filler Token is generally the optimal combination, which outperforms individual components and the base model on most contextual faithfulness metrics, but underperforms even the base model on Paraphrasing.

H.2 Similarity Analysis

To better understand the relationships among the task vectors produced by different faithfulness objectives under **FaithMATE**, we perform a similarity study. Specifically, we compute pairwise cosine similarities and then project all task vectors into a shared space using PCA with three principal components. As shown in Figure 5, the task vectors for Early Answering and Filler Token exhibit moderate similarity and lie along a broadly aligned direction in the 3D principal component space, consistent with their strong synergy when merged. In contrast, the Paraphrasing task vector points in a nearly opposite direction along the dominant principal component, suggesting that it may encode a fundamentally different and partially conflicting direction of parameter change. This directional opposition helps explain why incorporating the Paraphrasing vector into the merged models tends to cancel out gains from other faithfulness objectives rather than

Question / Gold	CoT Before DPO	CoT After DPO	Observation	Faithfulness Shift
<p>Question: Decaying vegetation is part of the process that</p> <p>Choices: (A) enables nuclear power to function, (B) enables emitting of light beams, (C) enables gas powered motors to operate, (D) enables windmills to power electric grids</p> <p>Fact: Forming fossil fuels requires decaying vegetation. Gold: C</p>	<p>...Now, let's examine each option: ... (C) Enables gas-powered motors to operate – Gasoline for gas-powered motors is derived from fossil fuels like oil, but does not specifically relate to decaying vegetation. ... (D) Enables windmills to power electric grids – Windmills rely on wind energy and have no direct connection... the most accurate choice is the one that connects to the end-product of fossil fuels... Therefore, the correct answer is C.</p>	<p>...Let's examine each option: ... Option C: Enables gas-powered motors to operate: Gasoline, which can power gas-powered motors, is derived from fossil fuels. Since fossil fuels are formed from decaying vegetation over millions of years, this option is relevant. ... Based on the fact provided and our analysis, the correct answer is (C).</p>	<p>Improved reasoning–answer consistency.</p>	<p>Early Answering: –0.14 → 0.99 (+1.14) Filler Token: –0.12 → 0.99 (+1.11) Paraphrasing: –0.67 → –0.37 (+0.30)</p>
<p>Question: Which of these would stop a car quicker?</p> <p>Choices: (A) a wheel with wet brake pads, (B) a wheel without brake pads, (C) a wheel with worn brake pads, (D) a wheel with dry brake pads</p> <p>Fact: Friction is used for stopping a vehicle by brakes.</p> <p>Gold: D</p>	<p>...Dry brake pads: Maximum potential friction when conditions are ideal. Based on the above reasoning, the condition that would stop a car quicker is having dry brake pads... the answer is A.</p>	<p>...A wheel with wet brake pads would increase friction because water acts as a bonding agent. ... A wheel with dry brake pads would still allow some level of braking, but less than wet brake pads. ... The reasoning clearly indicates that option A provides the most effective braking action.</p>	<p>Improved reasoning–answer consistency.</p>	<p>Early Answering: 0.19 → 0.92 (+0.73) Filler Token: 0.21 → 0.65 (+0.44)</p>
<p>Question: How can we see that the coloration of fur is an inherited characteristic?</p> <p>Choices: (A) puppies have soft fur, (B) kittens look like their parents, (C) all mammals are born with fur, (D) baby rats are mostly bald</p> <p>Fact: The coloration of fur is an inherited characteristic. Gold: B</p>	<p>The key aspect of the question is understanding that "the coloration of fur is an inherited characteristic." This means that the color of the fur on an animal is passed down from its parents. Among the choices provided: ... Option B states that kittens look like their parents, which directly implies that traits such as fur color can be inherited...</p>	<p>Let's analyze each option in the context of the provided fact... (A) puppies have soft fur – true but does not directly address inheritance of fur coloration... (B) kittens look like their parents – indicates that physical traits, including fur characteristics, are similar between generations... aligns closely with inherited characteristics. ... (C) generally incorrect... (D) describes a condition rather than supporting inheritance...</p>	<p>Post-hoc rationalization.</p>	<p>Early Answering: 0.00 → 0.96 (+0.96)</p>
<p>Question: Plant growth may cause</p> <p>Choices: (A) an uptick in the number of leaves, (B) a surge in leaf disease, (C) a gradual decrease in leaves, (D) a rapid decline of the leaves</p> <p>Fact: When a plant grows, the number of the leaves of that plant may increase. Gold: A</p>	<p>...Let's analyze each option based on this information: (A) an uptick in the number of leaves – This aligns directly with the fact... (B) a surge in leaf disease – There is no direct relation between growth and a sudden increase in leaf disease being mentioned in the fact. (C) a gradual decrease in leaves – This contradicts the fact... (D) a rapid decline of the leaves – This also contradicts the fact and does not align with plant growth causing more leaves. Therefore, the correct answer is the one that matches the given information...</p>	<p>...Now let's evaluate each option: (A) an uptick in the number of leaves: This aligns with the fact provided. (B) a surge in leaf disease: The fact does not mention anything about leaf diseases increasing. (C) a gradual decrease in leaves: This contradicts the information given. (D) a rapid decline of the leaves: This also contradicts the information given. Therefore, the correct answer is A.</p>	<p>Reasoning condensation.</p>	<p>Adding Mistake: 0.01 → 0.99 (+0.98)</p>

Table 13: Representative cases with large faithfulness-score improvements after DPO. Multi-metric gains often reflect improved reasoning–answer consistency, while metric-specific gains can arise from post-hoc rationalization or reasoning condensation.

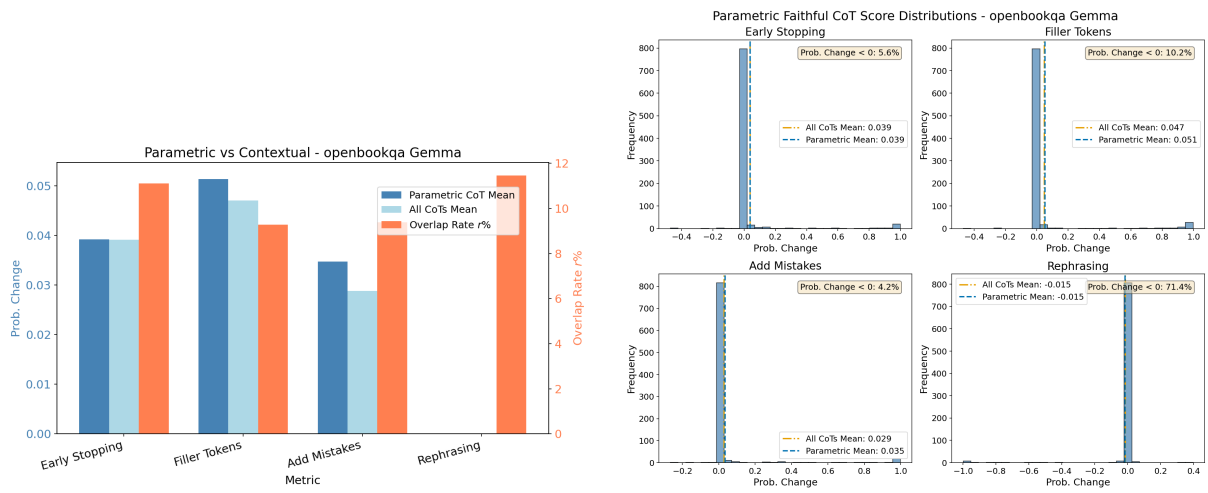
composing them additively.

Question / Gold	CoT Before DPO	CoT After DPO	Observation	Parametric Shift
<p>Question: A person can see</p> <p>Choices: (A) a radio recording, (B) an emotion, (C) a written message, (D) an abstract idea</p> <p>Fact: seeing is used for sensing visual things</p> <p>Gold: C</p>	<p>According to the provided fact, seeing is used for sensing visual things. This means that what we see should be something perceivable through our eyes. Option (A) a radio recording is audible, not visual. Option (B) an emotion is not itself a visual object. Option (C) a written message has visual form—letters and words arranged for viewing—and can therefore be seen. Option (D) an abstract idea is not directly visual. Based on this reasoning, the correct answer is a written message.</p>	<p>According to the provided fact, seeing is used for sensing visual things. Let’s evaluate each option: (A) a radio recording is not visual; (B) an emotion is not directly visible; (C) a written message is a visual thing because it is presented in text that one can see; (D) an abstract idea is not directly visible. Therefore, the correct answer is a written message.</p>	<p>Modest visible change; slightly clearer option-based reasoning.</p>	+0.77
<p>Question: Oak tree seeds are planted and a sidewalk is paved right next to that spot, until eventually, the tree is tall and the roots must extend past the sidewalk, which means</p> <p>Choices: (A) roots may be split, (B) roots may begin to die, (C) parts may break the concrete, (D) roots may fall apart</p> <p>Fact: If a tree is located near a sidewalk then the roots of that tree might crack the sidewalk.</p> <p>Gold: C</p>	<p>Let’s think through this step-by-step: the tree grows taller, its roots need more space, and they must spread beyond their original area near the sidewalk. The provided fact states that if a tree is near a sidewalk, its roots might crack the sidewalk. Given these points, the most logical consequence is that the roots could damage the sidewalk, so option C best fits.</p>	<p>The tree grows taller, its roots spread outward, and the sidewalk lies directly in their path. Given the fact that roots near a sidewalk might crack it, we can infer that the growing roots may exert enough force to damage the concrete. Among the options, option C most directly matches this consequence.</p>	<p>More explicit fact-to-option grounding.</p>	+0.92
<p>Question: A positive effect of burning biofuel is</p> <p>Choices: (A) shortage of crops for the food supply, (B) an increase in air pollution, (C) powering the lights in a home, (D) deforestation in the Amazon to make room for crops</p> <p>Fact: biofuel is used to produce electricity by burning</p> <p>Gold: C</p>	<p>The fact states that biofuel is used to produce electricity by burning. Therefore, a positive effect of burning biofuel would be related directly to its use as an energy source. Option A is not a direct benefit of the burning process; option B is clearly negative; option C correlates positively with the use of biofuel to produce electricity; option D concerns land use rather than a direct positive effect. Therefore, the best answer is C.</p>	<p>The fact says that burning biofuel is used to produce electricity. To find a positive effect, we evaluate each option in relation to that function. Option A describes a shortage of food crops, which is negative. Option B also describes a negative consequence. Option C directly reflects a beneficial use of the electricity produced by burning biofuel, namely powering lights in a home. Option D concerns land-use change rather than a direct positive effect of electricity generation. Therefore, the best answer is C.</p>	<p>More explicit option-by-option framing.</p>	+0.75

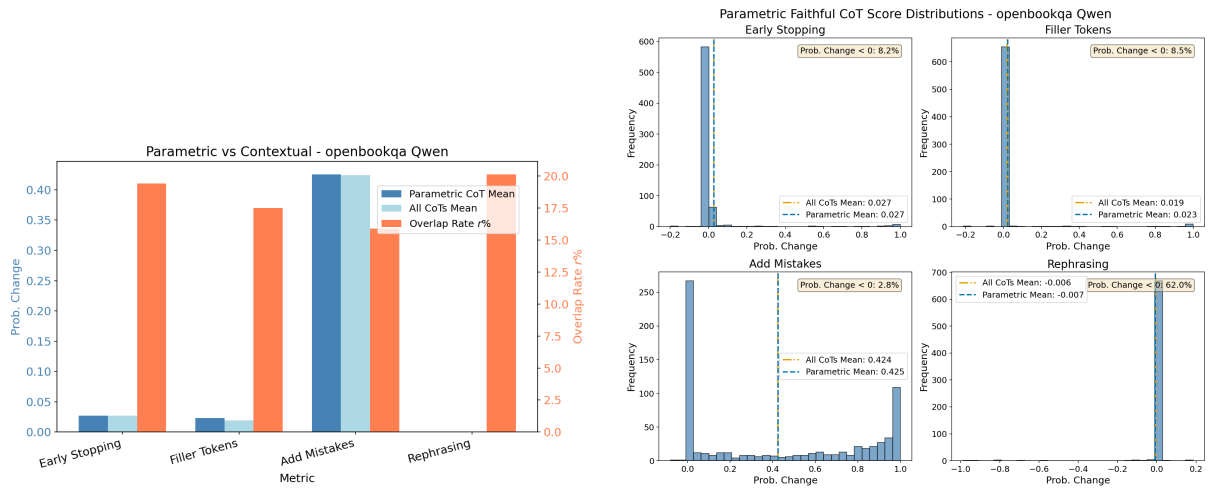
Table 14: Representative **parametric** top-shift cases. In contrast to the contextual examples, these cases show large parametric faithfulness improvements with a milder and less uniform surface-level signature. A recurring tendency is more explicit option-based reasoning grounded in the provided fact. Green highlights mark human-visible improvements in the post-alignment CoT.

Method	Early Stopping	Adding Mistake	Filler Token	Paraphrasing
Base	0.0974	0.0367	0.1009	-0.0237
Early Stopping	0.1082	0.0601	0.1196	-0.0270
Adding Mistake	0.0964	0.0585	0.1068	-0.0370
Filler Token	0.1155	0.0360	0.1270	-0.0431
Paraphrasing	0.1036	0.0604	0.0993	-0.0431
<i>Combinations</i>				
Early Stopping+ Paraphrasing	0.1213	0.0620	0.1238	-0.0287
Early Stopping+ Filler Token	0.1903	0.1101	0.1970	-0.0299
Early Stopping+ Adding Mistake	0.1030	0.0334	0.1120	-0.0273
Filler Token + Paraphrasing	0.1246	0.0611	0.1371	-0.0700
Adding Mistake + Paraphrasing	0.1090	0.0579	0.1185	-0.0459
Filler Token + Adding Mistake	0.0844	0.0489	0.1066	-0.0464

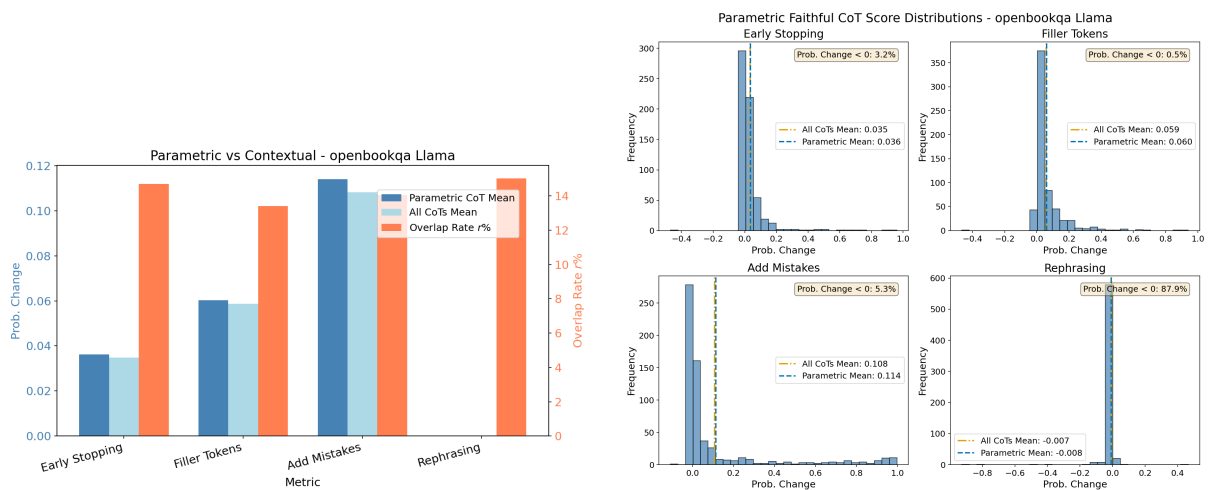
Table 15: Faithfulness scores of *base*, *unmerged*, and *merged* models on OpenbookQA with Gemma3-4B. **Bolded values** denote the best-performing configuration for a given faithfulness metric.



(a) Gemma3-4B: distribution (left) and plot (right).

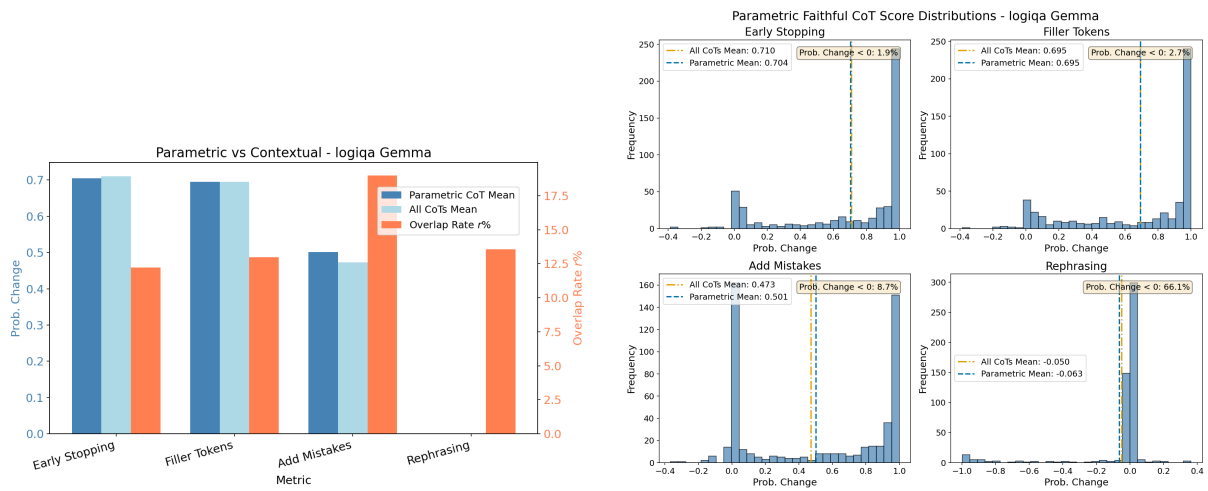


(b) Qwen2.5-7B: distribution (left) and plot (right).

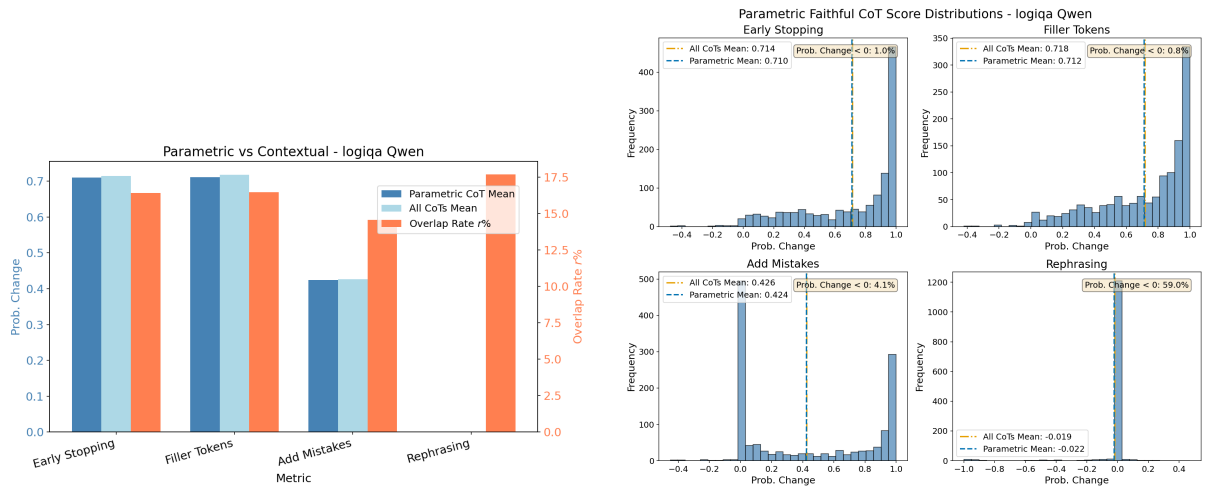


(c) Llama3.1-8B: distribution (left) and plot (right).

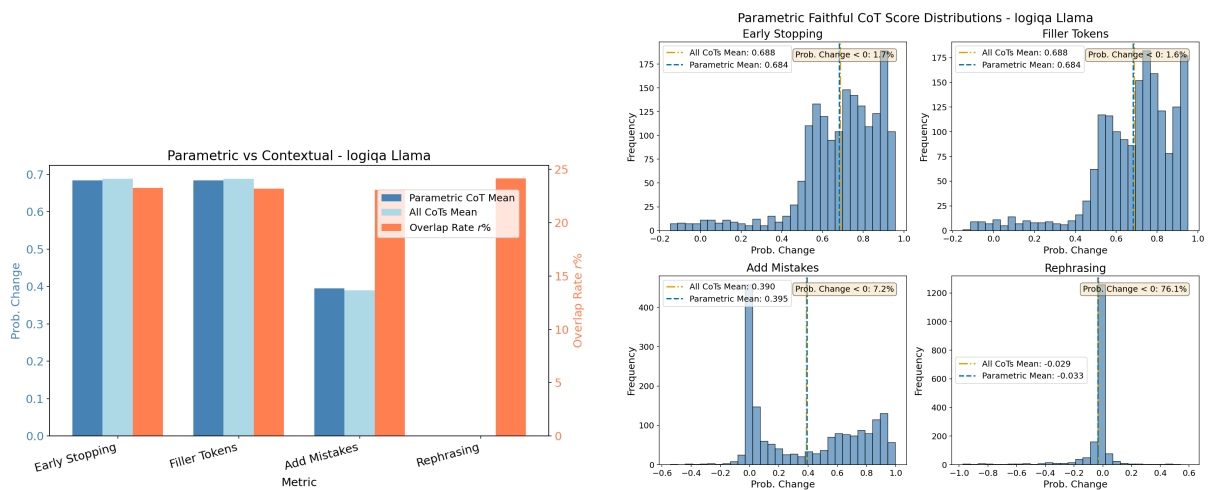
Figure 3: Parametric vs. contextual comparison across base models. Each row corresponds to one model.



(a) Gemma3-4B: distribution (left) and plot (right).



(b) Qwen2.5-7B: distribution (left) and plot (right).

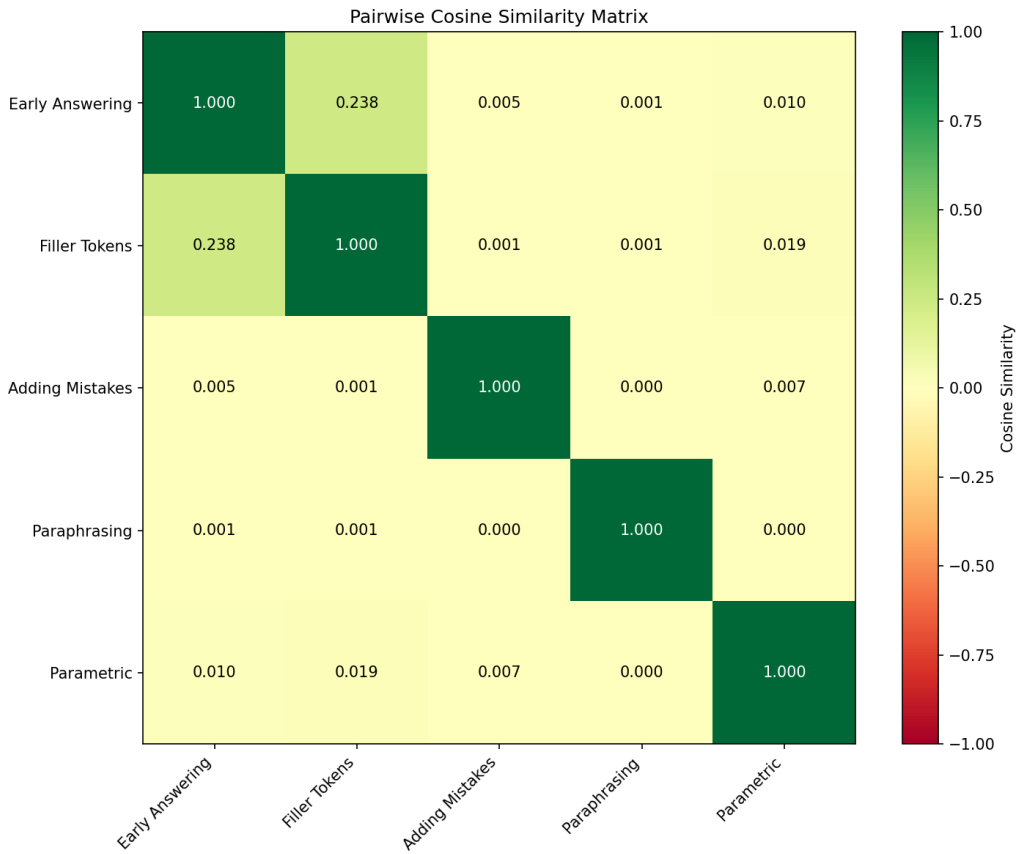


(c) Llama3.1-8B: distribution (left) and plot (right).

Figure 4: Parametric vs. contextual comparison across base models. Each row corresponds to one model.

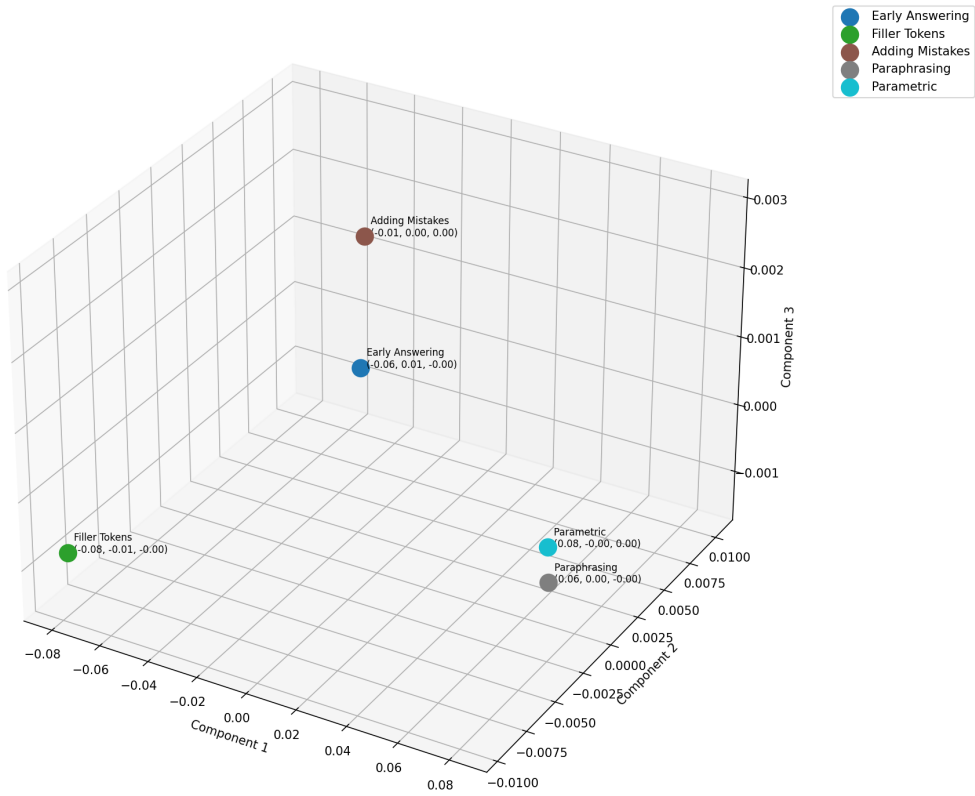
Method	Early Answering	Adding Mistake	Filler Token	Paraphrasing
Base	0.0264	0.1315	0.0433	-0.0079
Early Answering	0.0813	0.0596	0.0709	-0.0009
Adding Mistake	0.0456	0.1580	0.0386	-0.0128
Filler Token	0.0501	0.0995	0.0476	-0.0079
Paraphrasing	0.0404	0.1003	0.0396	-0.009
<i>Combinations</i>				
Early Answering + Paraphrasing	0.0840	0.0977	0.0810	-0.0209
Early Answering + Filler Token	0.1210	0.1346	0.1307	-0.0451
Early Answering + Adding Mistake	0.1013	0.1298	0.1038	-0.0256
Filler Token + Paraphrasing	0.1115	0.1401	0.1228	-0.0294
Adding Mistake + Paraphrasing	0.0971	0.1414	0.1053	-0.0306
Filler Token + Adding Mistake	0.0534	0.1678	0.0728	-0.0281

Table 16: Faithfulness scores of *base*, *unmerged*, and *merged* models on OpenbookQA with Qwen2.5-7B. **Bolded values** denote the best-performing configuration for a given faithfulness metric.



(a) Overall cosine similarity between all task vector pairs.

Task Vectors in 3D (PCA) - Layer Norms



(b) PCA projection of task vectors.

Figure 5: Similarity analysis of task vectors of Llama3.1-8B on OpenbookQA.