

# LLMTabBench: Evaluating LLMs on Binary Tabular Classification From Zero to Few Shots

Daria Grushina  
dgrushina@nes.ru  
Sb AI Lab, HSE, NES  
Russia

Kseniia Kuvshinova  
Kseniia.Kuvshinova@mbzuai.ac.ae  
MBZUAI  
United Arab Emirates

Alina Kostromina  
alina.kostromina@gmail.com  
Sb AI Lab, HSE  
Russia

Aziz Temirkhanov  
temirkhanovmail@gmail.com  
Sb AI Lab, HSE University  
Russia

Mile Mitrovic  
milemitrovic888@gmail.com  
Sb AI Lab  
Russia

Dmitry Simakov  
dmitryevsimakov@gmail.com  
Sb AI Lab  
Russia

## Abstract

Supervised classification for tabular data remains a core machine learning task, yet its reliance on large labeled datasets limits applicability in data-scarce domains. For such few-shot scenarios, specialized methods like TabPFN – a state-of-the-art Prior-Data Fitted Network – have set a high standard by leveraging large-scale synthetic pretraining, though they still require a context of labeled examples to function. In contrast, Large Language Models (LLMs) could offer a more flexible alternative via zero- and few-shot in-context learning directly from task descriptions, but their performance on tabular data remains inconsistent and poorly understood. We introduce LLMTabBench, a benchmark designed to systematically evaluate LLMs for tabular classification under data-scarce conditions. LLMTabBench explicitly probes (i) how LLM prior knowledge interacts with in-context information (task descriptions and few-shot examples), and (ii) how model performance scales with increasing data complexity, using both real-world and controlled synthetic datasets. Our findings include: (1) LLMs are highly competitive in zero-shot settings and can outperform alternative models, even when those models have access to few-shot examples; (2) incorporating additional few-shot examples can conflict with LLM prior knowledge, limiting or even degrading performance; and (3) there is a data complexity threshold beyond which LLMs’ performance declines and few-shot examples become less effective. Together, these findings reveal fundamental constraints of in-context learning for tabular data and provide practical guidance for deploying LLMs in low-data regimes.

## Keywords

Tabular Data, Benchmark, Large Language Models, Few-Shot, Zero-Shot, In-Context

## 1 Introduction

Tabular classification remains one of the most widespread and critical tasks across various industries, including healthcare, finance, and marketing [34]. While classical machine learning (ML) models like gradient boosting machines [6, 23, 29] and specialized neural networks [1, 5, 16, 21] excel when large volumes of labeled historical data are available, they consistently struggle in low-data regimes and cross-task generalization, i.e., transferring to new datasets or targets with minimal labeled data.

For the challenging few-shot regime, where only a small number of labeled examples are available, Prior-Data Fitted Networks (PFNs)

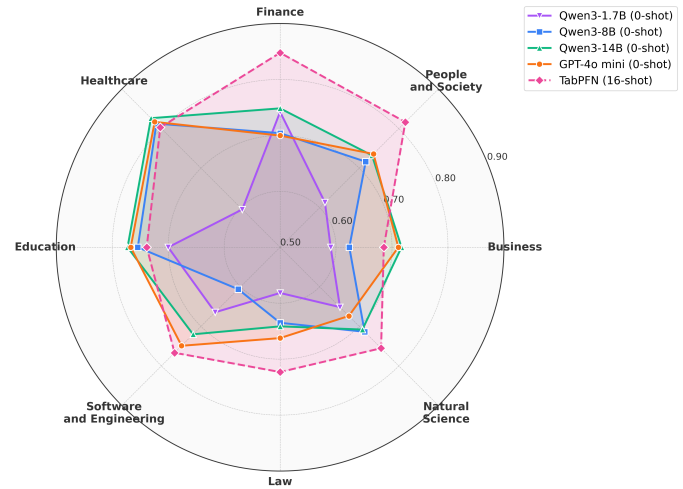


Figure 1: 0-shot LLM vs. 16-shot TabPFN: Average ROC-AUC on 8 domains

and their tabular-specific variant, TabPFN [20], have set a new standard. Through large-scale pretraining on synthetic data, TabPFN achieves remarkable in-context few-shot performance. However, as a specialized few-shot learner, it fundamentally requires a context of labeled examples to function and cannot perform inference in their complete absence.

The emergence of Large Language Models (LLMs) has introduced a paradigm shift in tabular classification. Traditionally, adapting a model to a specific task involves *full fine-tuning*, where the model’s internal weights are updated using a dataset of labeled examples. A more efficient variant is *few-shot learning*, where the model is updated or adapted using only a small number of samples. These approaches, while effective [19, 22], typically require substantial computational resources for weight optimization. In contrast, *in-context learning* presents a fundamentally different mechanism: it does not update the model’s weights. Instead, task instructions and a few labeled examples (shots) are provided within the input prompt, and the model performs inference based on this contextual information alone. This offers a highly resource-efficient alternative, though its effectiveness can be inconsistent across tasks and

domains [26, 31]. Critically, all three paradigms—fine-tuning, few-shot learning, and in-context learning—share the same fundamental bottleneck as TabPFN: they depend on the availability of a small, yet representative, labeled sample, which remains a significant limitation in real-world applications. In many practical scenarios, such data are unavailable, costly to obtain, or entirely nonexistent.

This limitation underscores the need for robust zero-shot tabular classification, where a model produces accurate predictions without any task-specific training examples. In this work, we systematically evaluate the effectiveness of LLMs in zero-shot settings. We demonstrate that for certain domains and problem structures, zero-shot LLMs can outperform both few-shot learning and classical ML models trained on the full training dataset. To investigate the limits of this capability, we introduce the concept of data complexity to define the types of problems that LLMs can reliably solve. We quantify data complexity using a TabPFN-based proxy, enabling a principled assessment of task difficulty. Furthermore, we illustrate how the injection of prior and external expert knowledge can compensate for the shortcomings of the raw zero-shot regime.

Beyond the zero-shot paradigm, we further explore the effectiveness of few-shot learning in an in-context setting. Crucially, we investigate how its utility can be significantly enhanced through augmentation with various forms of knowledge. In particular, we examine the integration of prior knowledge along with external knowledge.

Our results confirm that while zero-shot LLMs may not universally outperform models trained on abundant data, they provide a powerful and indispensable solution for the "cold-start" problem, achieving remarkable performance where traditional methods are entirely inapplicable. Furthermore, the strategic enhancement of few-shot learning with integrated knowledge creates a robust framework for tackling tabular classification in even the most challenging low-data environments. The main contributions of this work are articulated as follows:

- We introduce LLMTabBench<sup>1</sup>, a benchmark for zero-shot and few-shot in-context tabular classification with LLMs in labeled-scarce settings.
- We investigate knowledge conflicts in zero-shot and few-shot regimes, examining how LLMs synthesize domain-specific prior knowledge and in-context information (task descriptions and shots).
- We study how LLMs detect and exploit patterns in tabular data, and introduce a data complexity concept to quantify how task difficulty affects LLM predictions.
- We study serialization strategies and provide recommendations for robust tabular-to-text representations.
- We perform statistical significance testing across tasks to support reliable model comparisons.

## 2 Related Works

Existing tabular benchmarks primarily target fully supervised training. Suites such as OpenML-CC18 [3] and stress-test collections like TabZilla [27], as well as living benchmarks such as TabArena [9], standardize evaluation pipelines but do not control prompt design,

<sup>1</sup><https://github.com/sb-ai-lab/llm4tab>

context budgets, or how labels are allocated as demonstrations for in-context learning.

Benchmarks that explicitly probe LLMs on tabular prediction are fewer. TABLET [31] highlights instruction and formatting sensitivity but does not separate the effects of task descriptions versus demonstrations or systematically vary complexity; TabularMath [7] diagnoses interpolation–extrapolation using program-verified synthetic tables, but its deterministic, narrow setup limits coverage of real-world tabular classification. The critique in [17] further argues that reported tabular LLM gains can be inflated by task aggregation, leakage/contamination, and format familiarity, motivating stricter controls when assessing generalization.

A related body of work evaluates LLMs on table understanding and TableQA (FewTUD [25], [33], TableBench [35]), which emphasizes structural reasoning but differs from row-wise classification under scarce labels. LLMTabBench addresses this gap by targeting low-data tabular classification while systematically varying in-context information and dataset complexity across real and controlled synthetic settings.

## 3 LLMTabBench Overview and Methodology Motivation

### 3.1 LLMTabBench at a Glance

LLMTabBench evaluates low-data tabular classification by isolating serialization, demonstration count, task-knowledge cues, and dataset complexity.

*Dataset suites.* LLMTabBench contains **95** datasets organized into complementary suites (Table 2). The core real-world suite includes **24** publicly available datasets sourced from OpenML [3] and Kaggle and grouped into **8** knowledge domains (3 datasets per domain). All datasets use fixed, class-balanced splits produced by Repeated Stratified K-Fold ( $k=3$ ), reusing the first fold’s train/test partition across all experiments.

**Table 2: Overview of LLMTabBench dataset suites.**

Suite	#	Purpose / construction
Core real-world	24	Public datasets (OpenML/Kaggle) are grouped into 8 knowledge domains.
Temporal (post-cutoff)	8	Datasets released after Oct. 2024 to reduce the risk of pretraining contamination and probe knowledge leakage.
LLM-synthetic	24	LLM-generated counterparts to each real-world dataset; each synthetic dataset is accompanied by explicit decision rules (external knowledge artifact).
Complexity grid (MLP-prior)	35	Controlled pattern-recognition difficulty: 7 difficulty levels $\times$ 5 random seeds.
Challenging real-world	4	Practical stress tests (e.g., very small full context size, severe imbalance, categorical dominance).
<b>Total</b>	<b>95</b>	

*Evaluation axes.* We evaluate models under a factorial grid spanning:

- **Shot count.** Zero-shot and  $k \in \{4, 8, 16, 32, 64\}$  in-context demonstrations.
- **Serialization.** Five tabular-to-text formats: (i) feat\_val, (ii) feat\_val\_mask, (iii) markdown, (iv) markdown\_mask, (v) html. The complexity grid uses two masked serializations.

Prompting Regime	Qwen3-1.7B	Qwen3-8B	Qwen3-14B	GPT-4o-mini
Few-shot (16)	0.620 ± 0.058	0.646 ± 0.043	0.694 ± 0.045	0.718 ± 0.049
Expert	0.573 ± 0.017	0.634 ± 0.010	0.641 ± 0.002	0.660 ± 0.008
Prior	0.581 ± 0.007	0.667	0.665	0.734 ± 0.006
Few-shot (16) + expert	0.590 ± 0.058	0.693 ± 0.036	0.726 ± 0.035	0.754 ± 0.042
Few-shot (16) + prior	0.644 ± 0.042	0.772 ± 0.041	0.762 ± 0.040	0.795 ± 0.031
Expert + prior	<u>0.732 ± 0.006</u>	0.819 ± 0.011	<u>0.875 ± 0.002</u>	0.815 ± 0.005
Few-shot (16) + expert + prior	0.714 ± 0.060	<u>0.830 ± 0.027</u>	0.859 ± 0.028	<u>0.819 ± 0.027</u>
TabPFN (16)	0.719 ± 0.058	0.719 ± 0.058	0.719 ± 0.058	0.723 ± 0.064

Table 1: Comparison of ROC-AUC between prompting regimes with 3 In-Context Learning Entities

Detailed description of these serializations is available in Section 4

- **Prompt type.** Contextual prompting (instruction + demonstrations) throughout; additionally, the synthetic suite supports a context-free prompt and a knowledge-augmented prompt that injects LLM-generated decision rules.
- **Demonstration sampling.** For each few-shot setting, we run 5 independent stratified draws of the  $k$  demonstrations to reduce variance from example choice.

*Models and baselines.* We benchmark six LLMs: GPT-4o-mini, Qwen3-1.7B, Qwen3-8B, Qwen3-14B [36]. For open-weight models, we compare two inference modes: (i) *forward* scoring (predictions are obtained from token-level log-probabilities of two target labels and normalized using a sigmoid function) and (ii) *generation* (models produce free-form text outputs that are subsequently mapped to class labels). We also include five baselines: TabPFN-2.5 [18], TabICL [30], XGBoost [6], Random Forest, and Logistic Regression.

*Serialization schemas.*

- `feat_val`: A simple "Feature = value" listing. Example: "Features are: age = 39, education = Bachelor, gain = 2174. Answer is 0."
- `feat_val_mask`: A "Feature = value" listing with columns masking as proxy names. Example: "Features are: x\_1 = 39, x\_2 = Bachelor, x\_3 = 2174. Answer is: y = 0."
- `markdown`: A Markdown-formatted table.
- `markdown_mask`: A Markdown table with feature masking.
- `html`: An HTML-formatted table.

*Scoring.* We report mean ROC-AUC over five demonstration draws per setting, which reduces sensitivity to example choice. ROC-AUC avoids threshold tuning and supports forward-scoring outputs.

### 3.2 What Questions Can LLMTABench Answer?

LLMTABench is designed not only as a leaderboard for tabular classification with LLMs, but as a *diagnostic* benchmark that decomposes in-context performance into separable factors. The benchmark isolates the effects of (i) tabular-to-text serialization, (ii) the number and selection of in-context demonstrations, and (iii) task knowledge information available in the prompt (e.g., column names and natural-language task descriptions), (iv) potential data contamination from LLM pre-training and (v) intrinsic data complexity.

*Research questions.* LLMTABench supports the following benchmark questions, each backed by a dedicated suite and/or ablation protocol:

**RQ1 How competitive are LLMs in zero-shot tabular classification?** We evaluate the effectiveness of large language models for tabular classification when *no* labeled examples are available. In particular, we assess whether zero-shot LLM performance exceeds an adaptive random-guessing baseline.

**RQ2 To what extent does zero-shot performance depend on in-context information versus LLM prior knowledge?** We analyze whether high zero-shot performance arises primarily from models' prior (pretraining) knowledge or from in-context information provided at inference time. By progressively removing in-context information, we examine how performance degrades and thereby disentangle the relative contributions of in-context information and prior knowledge.

**RQ3 Do LLMs effectively leverage few-shot demonstrations for tabular classification?** We investigate whether large language models meaningfully utilize few-shot labeled examples, and whether predictive performance systematically improves as the number of shots increases.

**RQ4 How does removing in-context information affect few-shot performance across shot regimes?** We study how model performance changes when in-context information within few-shot prompts is systematically ablated, and whether the magnitude of this effect depends on the number of provided shots. This analysis clarifies how strongly few-shot learning relies on explicit contextual supervision at different shot counts.

**RQ5 Does combining in-context information, few-shot examples, and external instructions improve performance?** We examine whether jointly providing explicit in-context information, few-shot demonstrations, and external knowledge in the form of decision rules leads to improved predictive performance. We further assess whether their combined use yields consistent gains over using each source in isolation.

**RQ6 How does dataset complexity influence LLM performance on tabular tasks?** We study the impact of dataset complexity on the predictive performance of large language models. By systematically varying complexity in controlled synthetic datasets, we identify performance limits as task difficulty increases.

Together, these research questions can use LLMTabBench to characterize how large language models perform on tabular classification under a low-data regime. They isolate the roles of prior knowledge, in-context information, the number of few-shot examples, and dataset complexity, and examine how these factors interact. This framework enables a systematic analysis of when LLMs act as effective tabular classifiers and where their limitations emerge.

## 4 LLMTabBench Construction and Evaluation Protocol

Here we describe each of the settings in the RQs in detail, including task construction and evaluation protocol.

### 4.1 RQ1: How competitive are LLMs in zero-shot tabular classification?

This benchmark evaluates the zero-shot performance of multiple large language models (LLMs) on a binary classification task.

**Experimental Design.** We evaluate 4 LLMs, 2 inference modes, and 5 serialization regimes as mentioned in Section 3. For this RQ 24 binary classification datasets from the core real-world suite are used (see Table 2).

**Statistical Analysis.** To determine if model performance is statistically superior to chance, we apply a simulation-based hypothesis test for each dataset. Specifically, we estimate whether the LLMs ROC-AUC is significantly above the random baseline (see Appendix C.1 for details).

**Meta-Analytic Aggregation** To generalize findings across all 24 datasets, a Fixed-Effects Meta-Analysis (FEM) with **Stouffer’s method** (also known as the weighted Z-transform method) [32] is conducted. The dataset-level p-values are aggregated under a fixed-effect assumption, namely that the true effect is shared across datasets.

### 4.2 RQ2: To what extent does zero-shot performance depend on in-context information versus LLM prior knowledge?

This setting assesses whether zero-shot performance is primarily attributable to pretrained knowledge or to in-context information by measuring performance degradation under progressive removal of in-context information.

**Experimental design.** We use the same fixed grid as above, except for additional ablations explained below.

- **Context Prompt (2 Levels):**
  - **With Context:** A prompt containing an explicit task description specifying the domain, classification objective, and target labels.
  - **Without Context:** A neutral instruction that does not disclose the domain, task, or target values (e.g., “Perform binary classification for the following row.”).
- **Headers (2 Levels): Semantic:** Real columns’ names. **Generic:** Placeholders instead of them.
- **Graded Context Configuration (4 Levels):** combining the Context Prompt (*With Context* / *Without Context*) with the

Headers (*Semantic* / *Generic*) types (see Table 3 for description).

**Table 3: Descriptions of levels in Graded Context Configuration setup.**

Configuration Name	Configuration Index	Names of Columns	Prompt
Maximal Context	<b>Cols-Context</b>	Semantic	Context
Semantic Headers Only	<b>Cols-NoContext</b>	Semantic	No-context
Context Prompt Only	<b>NoCols-Context</b>	Generic	Context
Minimal Context	<b>NoCols-NoContext</b>	Generic	No-context

To measure the context contribution we progressively reduce the explicit contextual cues available to the model – replace the semantic names of the columns with generic placeholders and change the descriptive task prompt to a neutral, context-free alternative.

### 4.3 RQ3: Do LLMs effectively leverage few-shot demonstrations for tabular classification?

This setting aims to quantify the performance gains from providing few-shot examples in a binary classification task and to assess whether these gains are statistically significant relative to a zero-shot baseline across datasets and model architectures.

**Experimental design.** We use the same fixed grid as in RQ1. The core modification involves the introduction of a few-shot example into the prompting strategy. For each experimental run with  $k \in \{4, 8, 16, 32, 64\}$ ,  $k$  correctly labeled examples are randomly sampled from the training set and prefixed to the test query as an in-context demonstration. Using the predicted probabilities and the true labels for all test instances, the overall ROC-AUC score is computed. This yields, for each experimental cell (Model, Inference Mode, Dataset), a series of ROC-AUC scores: one for  $k = 0$  and one for each  $k \in \{4, 8, 16, 32, 64\}$ .

**Statistical Analysis.** To rigorously assess the significance of performance increments from zero-shot to  $k$ -shot learning, a two-step analytical procedure - Pairwise Model Comparison via DeLong’s Test and Stouffer’s method of  $p$ -values aggregation - is employed (see Appendix C.2 for details).

### 4.4 RQ4: How does removing in-context information affect few-shot performance across shot regimes?

This section examines how few-shot examples interact with explicit contextual information in binary classification, specifically whether they enable models to compensate for missing task descriptions or semantic feature names.

**Experimental Design.** This study extends the design established in RQ2 by introducing few-shot examples while maintaining the same systematic variation of contextual information.

**Procedure.** For each unique combination of factors (Model  $\times$  Serialization  $\times$  Context Prompt  $\times$  Mode  $\times$  Graded Configuration  $\times$   $k \times$  Seed),  $k$  correctly labeled examples are randomly sampled from the training set. A prompt is then constructed by including either a context-specific prompt or a neutral instruction, appending the  $k$  few-shot examples formatted according to the chosen serialization method, and adding the test query using the same format.

To evaluate whether few-shot examples can compensate for missing contextual information, we conduct planned contrasts comparing minimal-context conditions with a high number of few-shot examples (e.g., ( $k = 64$ )) to maximal-context conditions with a small number of examples (e.g., ( $k = 4$ )). In addition, we analyze how performance scales with increasing  $k$  across different contextual configurations.

#### 4.5 RQ5: Does combining in-context information, few-shot examples, and external instructions improve performance?

This setting investigates whether combining explicit in-context information, few-shot demonstrations, and external knowledge in the form of decision rules improves predictive performance beyond using each source in isolation.

**Experimental Design.** This study extends the design from RQ4 by introducing two novel experimental dimensions: synthetic datasets containing model-specific prior knowledge, and explicit decision rules as external instructions.

The experimental design varies two additional factors. First, we consider two dataset types: real datasets, consisting of the 24 datasets used in previous RQs, and synthetic datasets, which are model-generated counterparts created by prompting the same model to produce synthetic examples reflecting its learned priors about the domain, task, and label distribution. Second, we vary the type of external instructions provided in the prompt across three conditions: a baseline condition with no external instructions beyond context and few-shot examples; a condition where synthetic dataset examples generated by the model are included alongside or in place of real few-shot examples; and a condition where the prompt includes explicit decision rules generated by the LLM (e.g., "If  $x_1 > 0.5$  and  $x_3 < 2.0$ , then class = 1") and expressed as if-then statements.

#### 4.6 RQ6: How does dataset complexity influence LLM performance on tabular tasks?

We analyze how increasing dataset complexity affects LLM predictive performance using controlled synthetic datasets. **Synthetic Complexity Grid Generation.** To construct a controlled benchmark for evaluating pattern recognition capacity, we generate a grid of synthetic classification datasets using an MLP-based TabPFN-style [20] prior that enables explicit control over task complexity. Dataset difficulty is governed by three parameters: network depth (number of hidden layers), network width (input dimensionality), and hidden state size. We define seven discrete difficulty levels with parameter settings summarized in Table 14, and generate five

datasets per level using different random seeds, yielding a total of 35 synthetic datasets.

**Experiment Design.** We use the same models, inference modes, and zero-/few-shot settings as in the previous RQs. Data are serialized using two masked formats, which are functionally equivalent in this context-free setting due to the absence of semantic feature headers. A single context-free prompt is employed, containing either only the formatted query instance in the zero-shot setting or  $k$  demonstration examples followed by the query instance in the few-shot setting. For each of the 35 synthetic datasets, experiments are conducted across all relevant combinations of factors.

**Statistical Analysis.** To assess whether LLMs can learn classification rules from data alone without semantic context, we compare  $k$ -shot performance to a zero-shot baseline using the same procedure as in RQ3. The null hypothesis states that  $k$ -shot performance with pure data patterns does not exceed zero-shot performance across all datasets.

## 5 Results

### 5.1 RQ1: How competitive are LLMs in zero-shot tabular classification?

Our headline finding is that zero-shot LLM predictions are roughly on par with the 16-shot performance of strong conventional baselines. Aggregated across all 32 datasets (Table 4), Qwen3-14B reaches a mean ROC-AUC of 0.714 in the zero-shot regime, GPT-4o-mini 0.712, and Qwen3-8B 0.698, against 0.749 for 16-shot TabPFN. The smallest model we test, Qwen3-1.7B, trails noticeably at 0.626, so the parity is a property of the mid-sized and larger LLMs rather than the family as a whole. Within healthcare the picture is even stronger: zero-shot LLMs surpass every baseline trained on the full training set, TabPFN included (avg. LLM 0-shot 0.897 vs. 0.761 for TabPFN-2.5; see Figure 7 in Appendix D.1).

The Student’s  $t$ -test aggregated with Fisher’s exact method confirms that zero-shot LLM predictions land significantly above a Dirichlet-sampled random baseline (Section 4): the difference is significant on 18 of 24 classic datasets, with the FEM aggregated  $p$ -value = 0 (numerical evidence in Table 4).

A natural worry is that these scores reflect dataset memorization rather than generalizable reasoning. To probe this we introduced eight evaluation datasets covering distinct domains, all published after a conservative knowledge-cutoff of October 2024 (set by GPT-4o-mini). Because a temporally clean train-test split on the same underlying data is not feasible, we proxy it by comparing established benchmarks (“classic”) against newer datasets from similar domains (“new”).

The drop on temporally newer datasets is consistent but not catastrophic. Comparing the *Classic* and *New* rows of Table 4, the LLMs lose 0.053–0.076 ROC-AUC, with Qwen3-14B falling the most. TabPFN itself drops by 0.074, so the degradation is broadly shared rather than LLM-specific. Under severe data contamination one would expect the LLMs to collapse on the new datasets while TabPFN remained stable; this is not what we observe. Contamination on individual benchmarks cannot be ruled out, but it does not appear to be the dominant explanation for the overall zero-shot performance.

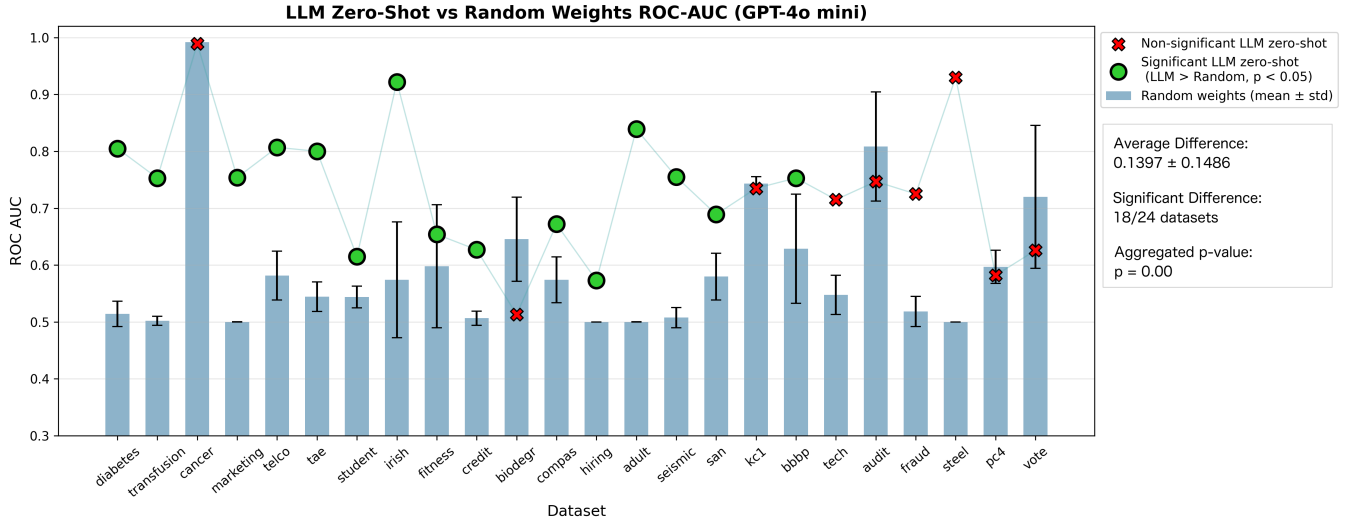


Figure 2: Statistical Significance of LLM 0-shot ROC-AUC vs. Random Weights ROC-AUC

Dataset Group	GPT-4o-mini (gen)	Qwen3-1.7B (gen)	Qwen3-8B (gen)	Qwen3-14B (gen)	TabPFN (16-shot)
All	0.712 ± 0.010	0.626 ± 0.006	0.698 ± 0.001	0.714	0.749 ± 0.063
Classic	0.728 ± 0.011	0.640 ± 0.007	0.711	0.733	0.767 ± 0.059
New	0.664 ± 0.008	0.587 ± 0.005	0.657 ± 0.001	0.657	0.693 ± 0.073

Table 4: Zero-shot LLMs vs. TabPFN (16-shot) across all domains, broken down by dataset group: *All* (32 datasets), *Classic* (24 established benchmarks), and *New* (8 datasets published after October 2024).

5.1.1 *Direct memorization probes.* To complement the aggregate old/new comparison with per-dataset evidence, we apply a two-step probe to all 24 classic datasets on Qwen3-14B and GPT-4o-mini. The first step is a **recognition test**: given only the dataset name, the model is asked to describe it and list its exact feature columns and target. Reproducing idiosyncratic column names (e.g. `fn1wgt`), which cannot be guessed from the name alone, indicates exposure to the actual data. We label each dataset `LEAKED`, `KNOWS-NAME-ONLY`, or `NOT-RECOGNIZED`. The second step is a **reconstruction test**, applied to every dataset flagged in step 1: we sample 100 rows, mask 50 random cells, and prompt the model to fill each one from the rest of its row. To separate memorization from generic tabular skill, we run the same protocol on a column-shuffled copy (each column independently permuted, preserving marginals but breaking row identity); the *lift* of accuracy on real rows over shuffled rows isolates row-specific knowledge. We treat  $\text{lift} > 0.10$  as `LIKELY-LEAKED` and  $\text{lift} > 0.05$  as `SUSPICIOUS`.

*Results.* Table 5 reports recognition outcomes: Qwen3-14B recognizes 11/24 datasets at both steps, GPT-4o-mini only 3/24, while the latter shows `KNOWS-NAME-ONLY` behaviour much more often (9 vs. 2). This pattern is consistent with exposure to dataset documentation but not to the rows themselves.

Reconstruction (Table 6) gives a far more conservative picture. Only `biodegr` (Qwen3-14B,  $\text{lift} +0.13$ ) and `adult` (GPT-4o-mini,  $\text{lift} +0.16$ ) clear the `LIKELY-LEAKED` threshold; `tae` and `compas` reach `SUSPICIOUS`; the rest sit at zero or below. Tellingly, `adult` is flagged

Table 5: Stage-1 recognition outcomes per model (out of 24 datasets).

Outcome	Qwen3-14B	GPT-4o-mini
Leaked (recognition + columns)	11	3
Knows name only	2	9
Not recognized	11	12

at recognition by both models but reconstructs poorly under Qwen3-14B ( $\text{lift} +0.03$ ) – recognition does not imply row-level memorization.

Combined with the old/new comparison, the probes find strong memorization on at most one dataset per model, with a handful of suspicious cases. The high zero-shot performance therefore cannot be primarily attributed to row-level memorization, although small per-dataset contamination effects cannot be ruled out.

*Answer to RQ1.* Mid-sized and larger LLMs are competitive with strong conventional baselines in zero-shot tabular classification: Qwen3-14B (0.714) and GPT-4o-mini (0.712) come within 0.04 ROC-AUC of 16-shot TabPFN (0.749) averaged over all 32 datasets. On the temporally clean “new” subset every LLM degrades by an amount comparable to TabPFN’s own drop, and direct probes flag at most one dataset per model as strongly leaked. The competitive zero-shot

**Table 6: Stage-2 cell-reconstruction results for datasets flagged at the recognition stage. For each (model, dataset) pair we report the fraction of probed cells whose value the model reconstructs within the correctness window (*LLM*), the empirical random-baseline accuracy computed from the column’s marginal distribution under the same window (*Random*), and the resulting memorization *lift*. Verdict thresholds:  $\text{lift} > 0.20$  – *leaked*;  $> 0.10$  – *likely leaked*;  $> 0.05$  – *suspicious*; otherwise – *no leak signal*. Dashes indicate the dataset was not flagged at recognition for that model and therefore not probed.**

Dataset	Qwen3-14B			GPT-4o-mini			Verdict
	LLM	Random	Lift	LLM	Random	Lift	
adult	0.420	0.385	+0.035	0.530	0.385	+0.145	adult: likely leaked (GPT)
biodegr	0.390	0.468	-0.078	-	-	-	no leak signal
cancer	0.010	0.382	-0.372	-	-	-	no leak signal
compas	0.420	0.597	-0.177	-	-	-	no leak signal
credit	0.050	0.443	-0.393	-	-	-	no leak signal
diabetes	0.160	0.160	+0.000	0.090	0.160	-0.070	no leak signal
san_francisco_crimes	0.140	0.381	-0.241	-	-	-	no leak signal
tae	0.090	0.376	-0.286	-	-	-	no leak signal
telco	0.470	0.414	+0.056	-	-	-	telco: suspicious (Qwen)
transfusion	0.070	0.235	-0.165	0.040	0.235	-0.195	no leak signal
vote	0.190	0.486	-0.296	-	-	-	no leak signal

performance is not primarily an artefact of memorization, though small per-dataset contamination effects cannot be excluded.

## 5.2 RQ2: To what extent does zero-shot performance depend on in-context information versus LLM prior knowledge?

The strong zero-shot performance reported in RQ1 admits two possible mechanisms: the model may draw on prior knowledge acquired during pre-training, or it may infer the task directly from the in-context information in the prompt. To separate the two we run a controlled ablation, varying two channels through which in-context information reaches the model (Section 4): *Schema indicators* (the column names that appear in the test row and any shot examples) and *Task context* (the natural-language description in the user prompt). Crossing the two yields four 0-shot configurations, reported in Table 7.

Two patterns stand out. First, both channels carry real signal: for the three mid-to-large models, moving from *NoCols-NoContext* to *Cols-Context* gains 0.10–0.14 ROC–AUC (GPT-4o-mini 0.625  $\rightarrow$  0.728; Qwen3-8B 0.579  $\rightarrow$  0.711; Qwen3-14B 0.596  $\rightarrow$  0.733). The two channels are complementary rather than redundant – the joint gain exceeds either channel alone – and schema indicators on their own already account for most of it.

Second, there is a clear scaling effect (Figure 10 in Appendix D.2): the benefit of in-context information grows with model size for models above 8 B parameters. Qwen3-1.7B is the exception. It improves with columns (0.606  $\rightarrow$  0.653) but actually *degrades* once the task description is added on top (0.653  $\rightarrow$  0.640 in the *Cols-Context* configuration). The small model appears unable to exploit the natural-language description and is hurt by the extra input, while the larger models extract additional structure from it.

*Answer to RQ2.* In-context information is the dominant driver of zero-shot performance for the mid-to-large LLMs, accounting for 0.10–0.14 ROC–AUC over a baseline with neither column names

nor task description. Schema indicators alone produce most of the gain, and the natural-language task description adds a further boost only at the 8 B parameter scale and above; below that, prior knowledge from pre-training appears to suffice on its own and the task description becomes counterproductive.

## 5.3 RQ3: Do LLMs effectively leverage few-shot demonstrations for tabular classification?

Although zero-shot LLM inference reaches the same range as 16-shot TabPFN, it does not consistently surpass it, which suggests that in-context information alone is not enough to clearly beat strong baselines. This motivates a closer look at how LLMs use few-shot examples.

Behaviour is heterogeneous across domains: in healthcare and education adding more shots yields no measurable ROC–AUC improvement, while in natural science, law, and people-and-society performance scales positively with the number of examples (per-domain breakdowns are in Appendix E). To put this on a statistical footing we run DeLong’s test on the per-dataset results aggregated across the real-world suite via Stouffer’s method. Every few-shot configuration produces a significant improvement over the zero-shot baseline across the Qwen3 family (Table 8), with the sole exception of the 4-shot configuration of Qwen3-14B. LLMs do use in-context examples.

Table 8 gives the aggregated trajectory on the classic suite under the *Cols-Context* prompt. The improvements are real but flatten quickly: GPT-4o-mini gains 0.728  $\rightarrow$  0.793 (+0.065), Qwen3-8B 0.711  $\rightarrow$  0.790 (+0.079), Qwen3-14B 0.733  $\rightarrow$  0.801 (+0.068), and the bulk of each gain is already realised by 16 shots (0.774 / 0.778 / 0.784 respectively). Beyond 16 shots the returns diminish sharply, so aggregating more than 16 demonstrations buys little. Qwen3-1.7B follows the same shape but at a lower level (0.640  $\rightarrow$  0.715).

Finally, the marginal benefit of few-shot examples decreases with model size (Figure 12 in Appendix D.3). Larger models start from

Configuration	GPT-4o-mini	Qwen3-1.7B	Qwen3-8B	Qwen3-14B
NoCols-NoContext	0.625 ± 0.013	0.606 ± 0.004	0.579 ± 0.006	0.596 ± 0.002
Cols-NoContext	0.682 ± 0.013	0.653 ± 0.003	0.637 ± 0.008	0.678
NoCols-Context	0.641 ± 0.013	0.608 ± 0.010	0.624 ± 0.001	0.660
Cols-Context	0.728 ± 0.011	0.640 ± 0.007	0.711	0.733

**Table 7: Context configurations comparison across models (0-shot). *Cols* indicates the presence of column names (schema indicators); *Context* indicates the presence of the natural-language task description.**

Model	0-shot	4-shot	8-shot	16-shot	32-shot	64-shot
GPT-4o-mini	0.728 ± 0.011	0.752 ± 0.039	0.770 ± 0.044	0.774 ± 0.042	0.786 ± 0.030	0.793 ± 0.022
Qwen3-1.7B	0.640 ± 0.007	0.675 ± 0.056	0.672 ± 0.077	0.690 ± 0.068	0.703 ± 0.060	0.715 ± 0.057
Qwen3-8B	0.711	0.746 ± 0.051	0.766 ± 0.049	0.778 ± 0.039	0.789 ± 0.033	0.790 ± 0.024
Qwen3-14B	0.733	0.754 ± 0.048	0.774 ± 0.043	0.784 ± 0.034	0.792 ± 0.025	0.801 ± 0.022

**Table 8: Aggregated ROC–AUC on the classic suite vs. number of in-context shots, under the *Cols-Context* prompt.**

a stronger zero-shot baseline and gain less from each additional shot, even though their overall use of context is better. The natural reading is that larger models internalise during pre-training the patterns that smaller models still have to learn from explicit demonstrations.

*Answer to RQ3.* LLMs do leverage few-shot demonstrations, with statistically significant gains over the zero-shot baseline across nearly every configuration of the Qwen3 family. The gains are modest in absolute terms (+0.065 to +0.079 ROC–AUC at 64 shots over 0-shot) and saturate near 16 shots, so adding more examples beyond that yields diminishing returns. The effect is also size-dependent: larger models benefit less, consistent with a greater reliance on prior knowledge than on in-context demonstrations.

#### 5.4 RQ4: How does removing in-context information affect few-shot performance across shot regimes?

The previous results hint at a trade-off between in-context information and the number of few-shot examples: models that benefit strongly from one tend to benefit less from the other. Here we make that relationship explicit by tracking how the contribution of in-context information changes as the shot count grows, and whether the same pattern holds across model sizes.

Figure 3 and Table 9 show that the interaction is non-additive. Each cell in the table is the ROC–AUC gap between the richest prompt (*Cols-Context*) and the poorest one (*NoCols-NoContext*) at the same shot count. The gap shrinks monotonically with  $k$  for every model that uses in-context information at all: GPT-4o-mini falls from +0.103 at  $k = 0$  to +0.032 at  $k = 64$ ; Qwen3-8B falls from +0.132 to +0.023; Qwen3-14B from +0.137 to +0.026. Qwen3-1.7B is again the exception – the gap is small at  $k = 0$  (+0.034) and decays to essentially zero (+0.001) by  $k = 64$ , consistent with its weak use of context across the board.

The natural reading is that in-context information and few-shot examples partly substitute for each other rather than adding up. When few examples are available the model leans on its prior knowledge to get started; as more demonstrations come in, the model

leans on them instead, and the relative importance of pre-existing knowledge drops. Prior knowledge mainly helps bootstrap performance when data are scarce.

A second, more subtle effect emerges in the high-data regime. Once enough in-context examples are available, the complete absence of contextual cues (*NoCols-NoContext*) can outperform configurations with partial cues (*NoCols-Context*, *Cols-NoContext*). The effect is clearest for GPT-4o-mini in Figure 3, where the no-context, no-schema setting overtakes its intermediate counterparts at higher shot counts. This points to an interference effect: when prior cues and few-shot examples are both partially present, they can conflict rather than reinforce. Our working hypothesis is that prompt-level cues (such as suggestive column names) bias the model towards its pretraining distribution, while the in-context examples provide a competing task-specific signal, and the partial-cue configurations sit in the worst-of-both-worlds middle.

*Answer to RQ4.* Removing in-context information hurts the most at  $k = 0$  and progressively less as the shot count grows: the *Cols-Context* vs. *NoCols-NoContext* gap drops from  $\sim +0.10$ – $+0.14$  ROC–AUC at 0-shot to  $\sim +0.02$ – $+0.03$  at 64-shot for the mid-to-large models. In-context information and few-shot demonstrations therefore act as partial substitutes rather than as additive resources, with prior knowledge mainly bootstrapping performance in data-scarce regimes. At high shot counts, partial cues can even hurt – consistent with an interference effect between prompt-level priors and the task-specific signal carried by the demonstrations.

#### 5.5 RQ5: Does combining in-context information, few-shot examples, and external instructions improve performance?

Having established the central role of in-context information for LLM tabular classification, we now ask whether performance depends on the alignment between the contextual information in the prompt and the model’s parametric knowledge. To control that alignment we use the LLM-synthetic suite (see Table 2): 24 datasets

Model	0-shot	4-shot	8-shot	16-shot	32-shot	64-shot
GPT-4o-mini	0.103 ± 0.017	0.061 ± 0.065	0.062 ± 0.071	0.047 ± 0.067	0.041 ± 0.050	0.032 ± 0.038
Qwen3-1.7B	0.034 ± 0.008	0.019 ± 0.080	0.011 ± 0.100	0.026 ± 0.094	0.005 ± 0.080	0.001 ± 0.077
Qwen3-8B	0.132 ± 0.006	0.062 ± 0.075	0.062 ± 0.074	0.043 ± 0.070	0.040 ± 0.051	0.023 ± 0.038
Qwen3-14B	0.137 ± 0.002	0.060 ± 0.071	0.061 ± 0.069	0.036 ± 0.064	0.033 ± 0.045	0.026 ± 0.036

Table 9:  $\Delta \text{ROC-AUC} = \text{Cols-Context} - \text{NoCols-NoContext}$  across shot counts on the classic suite.

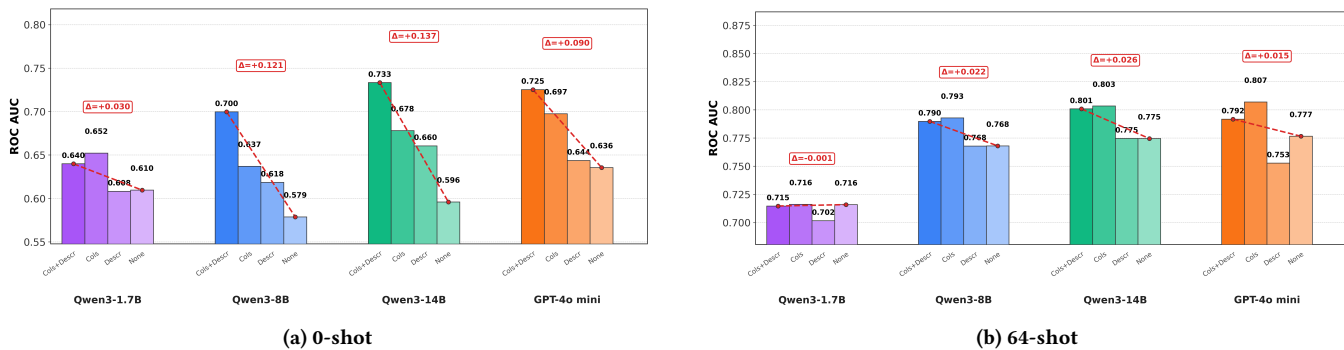


Figure 3: LLM performance on real datasets under four prior-knowledge configurations in zero-shot and 64-shot settings.

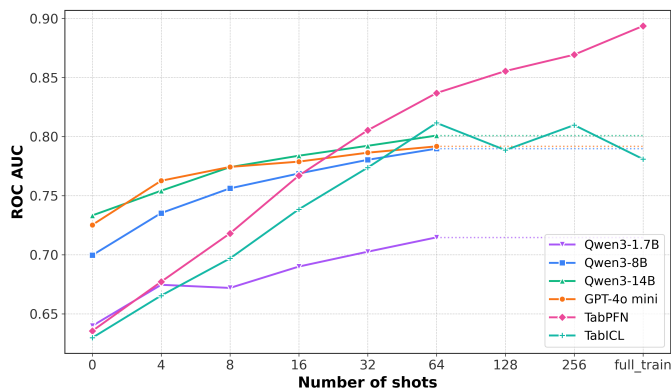


Figure 4: LLM Average ROC-AUC on Real Datasets vs. TabPFN (for TabPFN 4-shot ROC-AUC is used as proxy for 0-shot value)

each generated by an LLM to mirror a real-world counterpart, together with the decision rules the same LLM produced during generation. The setup lets us evaluate combinations of three in-context learning entities – few-shot demonstrations, the natural language task description (*prior*), and the LLM-distilled decision rules (*expert*) – on data whose structure the model already understands.

Two surface-level observations from Figures 20 and 21 (Appendix D.5) are worth flagging before we look at the combinations. First, for half of the models reduced-context settings outperform full-context configurations. Second, intermediate context levels often work best. A plausible explanation is that with less context the model leans more heavily on its parametric knowledge, and on generator-aligned data that knowledge is already well-matched to the task. Importantly, adding contextual information does not

degrade performance relative to real-data baselines: there is no obvious trade-off between context and few-shot examples on this suite.

Table 10 reports the seven combinations against the TabPFN-16 baseline. We highlight three patterns.

*Single regimes.* No single regime dominates: which entity wins depends on the model. *Prior* alone is best for Qwen3-8B (0.667) and GPT-4o-mini (0.734); *Few-shot* (16) alone is best for Qwen3-1.7B (0.620) and Qwen3-14B (0.695). *Expert* alone is never the best single choice. When only one channel is available, the trade-off between *Few-shot* (16) and *Prior* therefore appears to be roughly even.

*Pairwise combinations.* Combining two entities almost always helps. The clearest win is *Few-shot + prior*, which improves over either component for every model (e.g. GPT-4o-mini 0.795 vs. 0.734/0.718; Qwen3-8B 0.772 vs. 0.667/0.654). The exception is *Few-shot + expert* on Qwen3-1.7B, which actually drops below *Few-shot* alone (0.590 vs. 0.620): the smallest model cannot apply its own distilled rules on top of demonstrations, even though it generated those rules itself. The mid-to-large models handle the same combination fine, suggesting that successfully using expert rules requires a minimum capacity.

*Best overall.* The strongest results come from combining all three (*Few-shot + expert + prior*) or pairing *Expert + prior*, depending on the model. *Expert + prior* (0-shot) is the top configuration for Qwen3-1.7B (0.732) and Qwen3-14B (0.862), while the full triple is best for Qwen3-8B (0.829) and GPT-4o-mini (0.818). All best configurations clear the TabPFN-16 baseline of  $\sim 0.72$ , sometimes by a wide margin.

A consistent thread runs through these results: expert decision rules help when the model also has the prior, and not before. The *Expert + prior* combination outperforms *Expert* alone by 0.13–0.22 ROC-AUC across all four models, while *Expert* alone never beats

Prompting Regime	Qwen3-1.7B	Qwen3-8B	Qwen3-14B	GPT-4o-mini
Few-shot (16)	0.620 ± 0.058	0.654 ± 0.043	0.695 ± 0.046	0.718 ± 0.049
Expert	0.573 ± 0.017	0.646 ± 0.010	0.645 ± 0.002	0.653 ± 0.009
Prior	0.581 ± 0.007	0.667	0.665	0.734 ± 0.006
Few-shot (16) + expert	0.590 ± 0.058	0.700 ± 0.036	0.719 ± 0.038	0.756 ± 0.042
Few-shot (16) + prior	0.644 ± 0.042	0.772 ± 0.041	0.762 ± 0.040	0.795 ± 0.031
Expert + prior	<b>0.732 ± 0.006</b>	0.825 ± 0.011	<b>0.862 ± 0.002</b>	0.779 ± 0.005
Few-shot (16) + expert + prior	0.714 ± 0.060	<b>0.829 ± 0.028</b>	0.843 ± 0.029	<b>0.818 ± 0.028</b>
TabPFN (16)	0.719 ± 0.058	0.719 ± 0.058	0.719 ± 0.058	0.723 ± 0.064

Table 10: Comparison of ROC-AUC between prompting regimes with three in-context learning entities (*few-shot* demonstrations, *prior* natural-language task description, and *expert* LLM-distilled decision rules), on the LLM-synthetic suite. Best single-entity regime per model in bold; best overall configuration per model underlined.

*Prior* alone. Rules need contextual grounding to land; in isolation they appear to constrain the model without adding usable signal.

As shot count grows, the relative advantage of having decision rules shrinks. With 16 examples in the prompt, the model can approximate much of what the rules encode through pattern recognition, so the zero-shot *Expert + prior* configuration even edges out *Few-shot + expert + prior* for two of the four models (Qwen3-1.7B and Qwen3-14B). This is consistent with the substitution effect observed in RQ4: few-shot examples and other sources of information partially substitute rather than purely add.

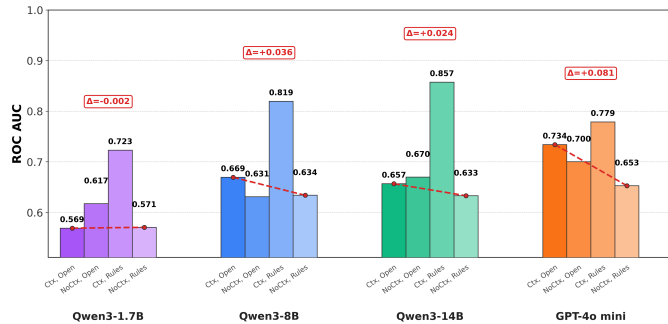


Figure 5: LLM Average ROC-AUC on LLM-Generated Datasets in Regimes with and without Decision Rules (0-shot)

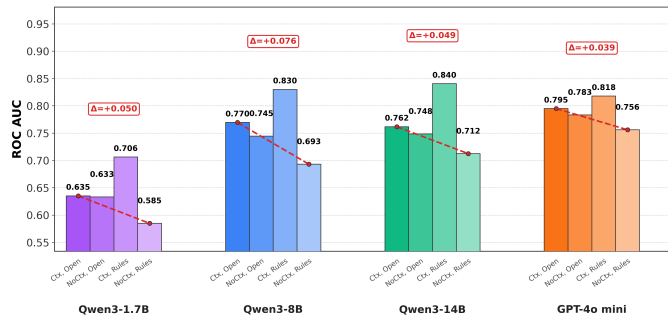


Figure 6: LLM Average ROC-AUC on LLM-Generated Datasets in Regimes with and without Decision Rules (16-shot)

*Answer to RQ5.* Yes. Combining in-context channels improves performance on the LLM-synthetic suite, with the best configurations clearing the TabPFN-16 baseline by 0.10–0.14 ROC-AUC depending on the model. The dominant combinations are *Expert + prior* (best for Qwen3-1.7B at 0.732 and Qwen3-14B at 0.862) and the full triple *Few-shot + expert + prior* (best for Qwen3-8B at 0.829 and GPT-4o-mini at 0.818). Two qualifications matter. First, expert rules require the contextual grounding of the prior to be useful – *Expert* alone never wins. Second, the smallest model (Qwen3-1.7B) cannot exploit its own distilled rules on top of few-shot examples, indicating a minimum capacity threshold for rule-following.

## 5.6 RQ6: How does dataset complexity influence LLM performance on tabular tasks?

The previous section showed that LLMs use prior knowledge and few-shot examples particularly well on LLM-synthetic data. A plausible reason is that the LLM-generated datasets carry relational patterns and rules the model already knows, which makes them an easier learning target. For practical use we want to be able to measure this – to quantify dataset complexity, set meaningful difficulty thresholds, and identify which patterns LLMs can capture and which lie beyond them.

A number of established methods exist for estimating the intrinsic dimensionality of a dataset [4, 10, 11, 14, 15, 24, 28]. To probe this systematically we built a grid of synthetic datasets with an MLP generator, varying complexity along three axes: the number of hidden layers, the number of input features, and the hidden-layer dimensionality.

*Quantifying complexity in synthetic and real datasets.* Experiments with TabPFN [20] confirm that the proposed grid is meaningful. TabPFN performance decreases systematically as complexity rises, and the gain from additional shots flattens past a certain level (Figure 31 in Appendix D.6), indicating a threshold beyond which even a state-of-the-art tabular foundation model cannot reliably learn the underlying patterns. We cross-check the ranking by estimating intrinsic dimensionality of the synthetic datasets through several methods [10, 14, 15, 24] via the scikit-dimension library [2], averaging across methods and seeds (Table 15 in Appendix). The intrinsic-dimension ranking matches the TabPFN-derived one. TabPFN performance therefore gives a usable coarse-grained proxy for placing real-world datasets on this complexity scale.

*Correlation between complexity and performance.* We then ran the LLMs on the same grid (Table 11). The pattern is sharp: every model picks up a substantial signal on the easiest level and almost nothing past it. On MLP0 the 0-shot to 16-shot gain is +0.10 for GPT-4o-mini, +0.09 for Qwen3-1.7B, +0.15 for Qwen3-8B and +0.15 for Qwen3-14B. From MLP1 onward the gains collapse to the noise level ( $|\Delta| \leq 0.05$  across all model-level pairs), with both positive and negative signs and no clear monotone trend (see Table 11). Statistical aggregation via DeLong’s test combined with Stouffer’s method (Figure 32 in Appendix D.6, results aggregated across five generation seeds per level) confirms that the only level at which adding shots produces a significant gain is MLP0; at MLP1 and beyond the few-shot improvement is not statistically distinguishable from zero.

Model scale matters but does not change the qualitative picture: the 16-shot result on MLP0 climbs from 0.662 (Qwen3-1.7B) to 0.748 (Qwen3-14B), so larger models extract more from the same easy data. But on every level above MLP0 all four models hover in the 0.52–0.60 range regardless of shot count, and the absolute ROC–AUC drifts steadily downward with complexity. The threshold above which few-shot stops helping is essentially the same across the family.

*Answer to RQ6.* Dataset complexity is a hard ceiling on LLM tabular performance. On the MLP-synthetic grid every model we test extracts a clear +0.09 to +0.15 ROC–AUC signal from 16 shots on the simplest level (MLP0), and essentially nothing past it: at MLP1 and above the few-shot gain is statistically indistinguishable from zero. The TabPFN-derived ranking lines up with intrinsic-dimension estimates from scikit-dimension, so the same ordering can be used as a coarse-grained difficulty scale for real-world datasets. Larger models exploit the easy level better in absolute terms but the complexity threshold itself is roughly model-invariant.

## 6 Conclusion

In this paper, we propose TabLLMBench, a benchmark for evaluating LLMs in zero-shot and few-shot in-context learning settings under data scarcity. The benchmark comprises 95 real-world and synthetic datasets from 8 domains and enables systematic, statistically grounded analyses that isolate the effects of (i) tabular data serialization, (ii) the number of in-context examples, (iii) the amount of in-context information (task descriptions and column names) provided in the prompt, and (iv) dataset complexity across different LLMs. Experimental results demonstrate that LLMs can be strong zero-shot classifiers for specific domains and low-complexity datasets. We further show that in-context information must be used carefully, as combining multiple knowledge sources does not guarantee additive gains and can even reduce performance. These findings highlight the need for further research and suggest substantial practical potential for applying LLMs as tabular classifiers.

**GenAI usage disclosure.** Generative AI tools were used solely to polish and refine the wording; no content was generated by these tools.

## References

[1] Sercan Ö Arik and Tomas Pfister. 2021. Tabnet: Attentive interpretable tabular learning. In *Proceedings of the AAAI conference on artificial intelligence*, Vol. 35. 6679–6687.

[2] Jonathan Bac, Evgeny M Mirkes, Alexander N Gorban, Ivan Tyukin, and Andrei Zinovyev. 2021. Scikit-dimension: a python package for intrinsic dimension estimation. *Entropy* 23, 10 (2021), 1368.

[3] Bernd Bischl, Giuseppe Casalicchio, Matthias Feurer, Pieter Gijsbers, Frank Hutter, Michel Lang, Rafael Gomes Mantovani, Jan N van Rijn, and Joaquin Vanschoren. 2021. Openml: A benchmarking layer on top of openml to quickly create, download, and share systematic benchmarks. *NeurIPS-Track on Datasets and Benchmarks* (2021).

[4] Kevin M Carter, Raviv Raich, and Alfred O Hero III. 2009. On local intrinsic dimension estimation and its applications. *IEEE Transactions on Signal Processing* 58, 2 (2009), 650–663.

[5] Jintai Chen, Kuanlun Liao, Yao Wan, Danny Z Chen, and Jian Wu. 2022. Danets: Deep abstract networks for tabular data classification and regression. In *Proceedings of the AAAI Conference on Artificial Intelligence*, Vol. 36. 3930–3938.

[6] Tianqi Chen. 2016. XGBoost: A Scalable Tree Boosting System. *Cornell University* (2016).

[7] Zerui Cheng, Jiashuo Liu, Jianzhu Yao, Pramod Viswanath, Ge Zhang, and Wenhao Huang. 2026. TabularMath: Evaluating Computational Extrapolation in Tabular Learning via Program-Verified Synthesis. *arXiv preprint arXiv:2602.02523* (2026).

[8] Elizabeth R DeLong, David M DeLong, and Daniel L Clarke-Pearson. 1988. Comparing the areas under two or more correlated receiver operating characteristic curves: a nonparametric approach. *Biometrics* (1988), 837–845.

[9] Nick Erickson, Lennart Purucker, Andrej Tschalzev, David Holzmüller, Prateek Mutalik Desai, David Salinas, and Frank Hutter. 2025. Tabarena: A living benchmark for machine learning on tabular data. *arXiv preprint arXiv:2506.16791* (2025).

[10] Elena Facco, Maria d’Errico, Alex Rodriguez, and Alessandro Laio. 2017. Estimating the intrinsic dimension of datasets by a minimal neighborhood information. *Scientific reports* 7, 1 (2017), 12140.

[11] Mingyu Fan, Nannan Gu, Hong Qiao, and Bo Zhang. 2010. Intrinsic dimension estimation of data by principal component analysis. *arXiv preprint arXiv:1002.2050* (2010).

[12] Ronald A Fisher. 1922. On the interpretation of  $\chi^2$  from contingency tables, and the calculation of P. *Journal of the royal statistical society* 85, 1 (1922), 87–94.

[13] Ronald Aylmer Fisher. 1970. Statistical methods for research workers. In *Breakthroughs in statistics: Methodology and distribution*. Springer, 66–70.

[14] Keinosuke Fukunaga and David R Olsen. 1971. An algorithm for finding intrinsic dimensionality of data. *IEEE Transactions on computers* 100, 2 (1971), 176–183.

[15] Josh Gardner, Juan C Perdomo, and Ludwig Schmidt. [n. d.]. Large scale transfer learning for tabular data via language modeling, 2024. URL <https://arxiv.org/abs/2406.12031> [n. d.].

[16] Yury Gorishniy, Akim Kotelnikov, and Artem Babenko. [n. d.]. TabM: Advancing tabular deep learning with parameter-efficient ensembling, 2025. URL <https://arxiv.org/abs/2410.24210> [n. d.].

[17] Aditya Gorla and Ratish Puduppully. 2026. The Illusion of Generalization: Re-examining Tabular Language Model Evaluation. *arXiv preprint arXiv:2602.04031* (2026).

[18] Léo Grinsztajn, Klemens Flöge, Oscar Key, Felix Birkel, Philipp Jund, Brendan Roof, Benjamin Jäger, Dominik Safaric, Simone Alessi, Adrian Hayler, et al. 2025. TabPFN-2.5: Advancing the state of the art in tabular foundation models. *arXiv preprint arXiv:2511.08667* (2025).

[19] Stefan Hegselmann, Alejandro Buendia, Hunter Lang, Monica Agrawal, Xiaoyi Jiang, and David Sonntag. 2023. Tabllm: Few-shot classification of tabular data with large language models. In *International conference on artificial intelligence and statistics*. PMLR, 5549–5581.

[20] Noah Hollmann, Samuel Müller, Katharina Eggenberger, and Frank Hutter. 2022. TabPFN: A transformer that solves small tabular classification problems in a second. *arXiv preprint arXiv:2207.01848* (2022).

[21] Xin Huang, Ashish Khetan, Milan Cvitkovic, and Zohar Karnin. 2012. Tabtransformer: tabular data modeling using contextual embeddings (2020). *arXiv preprint arXiv:2012.06678* (2012).

[22] Sukriti Jaitly, Tanay Shah, Ashish Shugani, and Razik Singh Grewal. 2023. Towards better serialization of tabular data for few-shot classification with large language models. *arXiv preprint arXiv:2312.12464* (2023).

[23] Guolin Ke, Qi Meng, Thomas Finley, Taifeng Wang, Wei Chen, Weidong Ma, Qiwei Ye, and Tie-Yan Liu. 2017. Lightgbm: A highly efficient gradient boosting decision tree. *Advances in neural information processing systems* 30 (2017).

[24] Elizaveta Levina and Peter Bickel. 2004. Maximum likelihood estimation of intrinsic dimension. *Advances in neural information processing systems* 17 (2004).

[25] Ruixue Liu, Shaozu Yuan, Aijun Dai, Lei Shen, Tiangang Zhu, Meng Chen, and Xiaodong He. 2022. Few-Shot Table Understanding: A Benchmark Dataset and Pre-Training Baseline. In *Proceedings of the 29th International Conference on Computational Linguistics*, Nicoletta Calzolari, Chu-Ren Huang, Hansaem Kim, James Pustejovsky, Leo Wanner, Key-Sun Choi, Pum-Mo Ryu, Hsin-Hsi Chen, Lucia Donatelli, Heng Ji, Sadao Kurohashi, Patrizia Paggio, Nianwen

Dataset	GPT-4o-mini			Qwen3-8B			Qwen3-14B		
	0-shot	4-shot	16-shot	0-shot	4-shot	16-shot	0-shot	4-shot	16-shot
MLP0	0.608 ± 0.004	0.645 ± 0.065	0.708 ± 0.055	0.564 ± 0.001	0.639 ± 0.070	0.713 ± 0.059	0.602	0.688 ± 0.088	0.748 ± 0.059
MLP1	0.596 ± 0.007	0.593 ± 0.023	0.578 ± 0.033	0.562 ± 0.004	0.587 ± 0.032	0.568 ± 0.051	0.562	0.584 ± 0.032	0.579 ± 0.053
MLP2	0.563 ± 0.010	0.558 ± 0.023	0.566 ± 0.020	0.547 ± 0.004	0.564 ± 0.022	0.580 ± 0.030	0.535	0.564 ± 0.029	0.577 ± 0.028
MLP3	0.603 ± 0.008	0.569 ± 0.035	0.581 ± 0.026	0.566 ± 0.011	0.576 ± 0.027	0.573 ± 0.027	0.583 ± 0.001	0.587 ± 0.041	0.587 ± 0.031
MLP5	0.546 ± 0.006	0.542 ± 0.014	0.541 ± 0.013	0.527 ± 0.007	0.536 ± 0.016	0.538 ± 0.018	0.541	0.537 ± 0.015	0.543 ± 0.026
MLP7	0.533 ± 0.005	0.538 ± 0.019	0.541 ± 0.012	0.523 ± 0.006	0.534 ± 0.018	0.535 ± 0.018	0.537	0.534 ± 0.017	0.540 ± 0.019
MLP9	0.526 ± 0.007	0.526 ± 0.012	0.525 ± 0.009	0.526 ± 0.009	0.525 ± 0.016	0.529 ± 0.014	0.521	0.528 ± 0.012	0.523 ± 0.011

**Table 11: ROC–AUC on MLP–synthetic datasets at {0, 4, 16} shots, across model and complexity level. Complexity increases from MLP0 (simplest) to MLP9 (most complex).**

- Xue, Seokhwan Kim, Younggyun Hahm, Zhong He, Tony Kyungil Lee, Enrico Santus, Francis Bond, and Seung-Hoon Na (Eds.). International Committee on Computational Linguistics, Gyeongju, Republic of Korea, 3741–3752. <https://aclanthology.org/2022.coling-1.329/>
- [26] Hariharan Manikandan, Yiding Jiang, and J Zico Kolter. 2023. Language models are weak learners. *Advances in Neural Information Processing Systems* 36 (2023), 50907–50931.
- [27] Duncan McElfresh, Sujay Khandagale, Jonathan Valverde, Vishak Prasad C, Ganesh Ramakrishnan, Micah Goldblum, and Colin White. 2023. When do neural nets outperform boosted trees on tabular data? *Advances in Neural Information Processing Systems* 36 (2023), 76336–76369.
- [28] Evgeny M Mirkes, Jeza Allohifi, and Alexander Gorban. 2020. Fractional norms and quasinorms do not help to overcome the curse of dimensionality. *Entropy* 22, 10 (2020), 1105.
- [29] Liudmila Prokhorenkova, Gleb Gusev, Aleksandr Vorobev, Anna Veronika Dorogush, and Andrey Gulin. 2018. CatBoost: unbiased boosting with categorical features. *Advances in neural information processing systems* 31 (2018).
- [30] Jingang QU, David Holzmüller, Gaël Varoquaux, and Marine Le Morvan. 2025. TabICL: A Tabular Foundation Model for In-Context Learning on Large Data. In *Forty-second International Conference on Machine Learning*. <https://openreview.net/forum?id=0VvD1PmNzM>
- [31] Dylan Slack and Sameer Singh. 2023. Tablet: Learning from instructions for tabular data. *arXiv preprint arXiv:2304.13188* (2023).
- [32] Samuel A Stouffer, Edward A Suchman, Leland C DeVinney, Shirley A Star, and Robin M Williams Jr. 1949. The american soldier: Adjustment during army life.(studies in social psychology in world war ii), vol. 1. (1949).
- [33] Yuan Sui, Mengyu Zhou, Mingjie Zhou, Shi Han, and Dongmei Zhang. 2023. Gpt4table: Can large language models understand structured table data? a benchmark and empirical study. *arXiv preprint ArXiv:2305.13062* (2023).
- [34] Dongjie Wang, Yanyong Huang, Wangyang Ying, Haoyue Bai, Nanxu Gong, Xinyuan Wang, Sixun Dong, Tao Zhe, Kunpeng Liu, Meng Xiao, et al. 2025. Towards data-centric ai: A comprehensive survey of traditional, reinforcement, and generative approaches for tabular data transformation. *arXiv preprint arXiv:2501.10555* (2025).
- [35] Xianjie Wu, Jian Yang, Linzheng Chai, Ge Zhang, Jiaheng Liu, Xeron Du, Di Liang, Daixin Shu, Xianfu Cheng, Tianzhen Sun, et al. 2025. Tablebench: A comprehensive and complex benchmark for table question answering. In *Proceedings of the AAAI Conference on Artificial Intelligence*, Vol. 39. 25497–25506.
- [36] An Yang, Anfeng Li, Baosong Yang, Beichen Zhang, Binyuan Hui, Bo Zheng, Bowen Yu, Chang Gao, Chengen Huang, Chenxu Lv, et al. 2025. Qwen3 technical report. *arXiv preprint arXiv:2505.09388* (2025).

## A Datasets

We use four dataset suites: **(i)** a *core real-world suite* of 24 binary-classification tasks spanning eight knowledge domains (Section A.1); **(ii)** a *new suite* of 8 datasets, one per domain, first released *after* every evaluated LLM’s knowledge cutoff (October 2024), used to probe data leakage and out-of-cutoff generalisation (Section A.2); **(iii)** a *synthetic suite* generated from MLP priors at seven controlled difficulty levels (Section A.3); **(iv)** an *LLM-synthetic suite* obtained by prompting Qwen3-8B or GPT-4o-mini to fabricate tabular records matching the schemas of the 24 core datasets (Section A.4). Tables 12, 13 below list per-dataset metadata. Imbalance (% positive) refers to the prevalence of the positive class in the full dataset.

### A.1 Real Datasets (core suite)

The core suite covers eight knowledge domains: healthcare, business, people & society, finance, education, software engineering, crimes & justice, and natural science (three datasets per domain). Datasets were selected to span small ( $n = 151$ , tae) to large ( $n \approx 49k$ , adult) sample sizes, low ( $d = 4$ ) to high ( $d = 41$ ) dimensionality, and both balanced ( $\sim 50\%$ ) and severely imbalanced ( $< 10\%$ ) class distributions. Three originally multi-class tasks (tae, steel, san\_francisco\_crimes) were collapsed to binary problems by grouping the two most populous classes against the rest. The full per-dataset metadata is given in Table 12.

### A.2 New Suite (post-cutoff datasets)

To probe whether observed zero-shot performance reflects memorisation, we assemble a parallel suite of eight datasets — one per knowledge domain — first released *after* the knowledge cutoff of every LLM evaluated in this paper (October 2024). All datasets are binary-classification tasks that follow the same preprocessing pipeline as the core suite.

*Subsampling for large datasets.* Several datasets in both the core and new suites contain more than 5,000 instances. To keep the experimental wall-clock and inference cost tractable for closed-source and large open models, we subsample every dataset whose original size exceeds 5,000 down to exactly 1,000 instances. Subsampling is class-stratified (so the positive-class rate reported in Tables 12 and 13 is preserved) and uses a fixed random seed of 42 for full reproducibility. The Size columns in both tables therefore report the size used in the experiments, not the source size. Affected

datasets are: in the core suite, telco (orig. 7,043  $\rightarrow$  1,000), adult (orig. 48,842  $\rightarrow$  1,000), hiring (orig. 8,995  $\rightarrow$  1,000), fraud (orig. 14,446  $\rightarrow$  1,000), san\_francisco\_crimes (orig.  $\sim$ 878,049  $\rightarrow$  1,000), compas (orig. 5,278  $\rightarrow$  1,000), and bbbp (orig. 2,039, kept as is). The new suite contains no dataset exceeding 5,000 instances.

### A.3 Synthetic Datasets (MLP-prior)

The synthetic suite is generated by sampling random multi-layer perceptrons of controlled depth and width, drawing inputs from  $\mathcal{N}(0, I)$ , and labelling them by the sign of the network output. Seven difficulty levels are obtained by varying layer count, hidden size, and input dimension; the resulting datasets are used in RQ6 to study how performance scales with task complexity. Table 14 gives the configuration of each level, and Table 15 reports the empirically estimated intrinsic dimensionality, averaged over seeds.

### A.4 LLM-synthetic Datasets

For each of the 24 core real-world datasets we generate two LLM-synthetic counterparts by prompting Qwen3-14B and GPT-4o-mini, respectively, to fabricate tabular records matching the original schema and target distribution. The resulting datasets are suffixed `_ls_qwen` and `_ls_gpt` (e.g. `diabetes_ls_qwen`, `diabetes_ls_gpt`). They share the column structure and task description of their real counterparts but contain no leaked instances from the original data; this suite is the substrate for the knowledge-source ablations in RQ2, RQ4, and RQ5.

*Generator  $\leftrightarrow$  backbone pairing.* The `_ls_qwen` and `_ls_gpt` variants are not interchangeable evaluation targets: each is paired one-to-one with the model that generated it. The Qwen-generated variants are evaluated only on the two Qwen ICL backbones (Qwen3-8B and Qwen3-14B), and the GPT-generated variants only on GPT-4o-mini. This pairing makes Prompt 3 a clean probe of each model’s own internal task knowledge: the in-context examples, decision rules, and inference backbone all come from the same model family, so a non-trivial signal can be attributed to that model’s prior knowledge rather than to a distribution mismatch between the generator and the evaluator. Cross-evaluation (e.g. running an `_ls_gpt` dataset on Qwen) is intentionally omitted throughout the appendix.

*Three-step generation procedure.* For each (`real_dataset`, `generator_LLM`) pair the synthetic dataset is produced through a chained, three-turn dialogue.<sup>2</sup> The dialogue is structured so that each subsequent turn receives the full text of the preceding answers as context, ensuring that the schema introduced in turn 1 is honoured by the data-generating function in turn 2 and by the labelling rules in turn 3.

**Turn 1 – Schema design.** The generator is asked to propose a *prototype dataset* from the relevant high-level domain (e.g. *people and society, healthcare*) such that the classification task matches that of the real counterpart. The model decides on the number of features, their semantics and admissible ranges/categories.

**Turn 2 – Data-generating function.** The generator is asked to return a Python function (using only `numpy` and `pandas`) that materialises rows according to the schema of turn 1. Numerical features are typically drawn from uniform or truncated normal distributions over the ranges declared in turn 1; categorical features are drawn uniformly over their declared support.

**Turn 3 – Decision rules.** The generator is asked for three measurable, threshold-based decision rules that map the features to a binary target label. These three rules form the *ground-truth oracle* used to label rows produced in turn 2: a row is labelled positive if at least one of the three rules fires, and negative otherwise (the labelling logic visible inside the turn-3 code is what is actually executed).

The exact turn-1, turn-2 and turn-3 prompt templates, together with one fully worked example (the `diabetes_ls_qwen` dialogue), are reproduced in Section B.4.

*Generation hyperparameters.* Both generators are queried with their default decoding configuration (temperature, `top-p`, and `max_new_tokens` left at the provider’s defaults; no custom sampling overrides). We do not tune any decoding hyperparameters per dataset or per turn. For each (`real_dataset`, `generator_LLM`) pair we retain all rows produced in turn 2 as the final synthetic dataset (no rejection sampling, no rebalancing). The resulting class imbalance is therefore the natural outcome of the turn-3 oracle applied to the turn-2 distribution.

<sup>2</sup>All three turns share the same system message: “You are a statistical expert who uses only clearly measurable data.” This wording is meant to nudge the generator away from heavily subjective survey-style features.

**Table 12: Core real-world suite (24 binary classification datasets). ID = identifier used in all per-dataset tables throughout the paper. #Feat. = total input features (target excluded); the sub-columns give the numerical/categorical split. % Pos. = prevalence of the positive class. \*Dataset was class-stratified subsampled to 1,000 instances with seed 42; original sizes are listed in the running text. ‡irish: ownership retained by Greaney & Kelleghan; usable only as an example for the development of statistical methods.**

ID	Source	Size	#Feat.	Num.	Cat.	Target	% Pos.	License	Domain / Task (target = 1 means ...)
<i>Healthcare</i>									
diabetes	OpenML-37	768	8	8	0	Outcome	34.9	CC0	Pima Indians diabetes diagnosis from physiological measurements. <i>Target = 1</i> : patient has diabetes.
transfusion	OpenML-1464	748	4	4	0	Donated 2007	23.8	CC BY 4.0	Blood-donor RFM-style features (Hsinchu, Taiwan). <i>Target = 1</i> : donor gave blood in March 2007.
cancer	OpenML-15	699	9	9	0	Class	34.5	CC BY 4.0	Wisconsin breast-cancer cell-nucleus cytology. <i>Target = 1</i> : cell is malignant; 0: benign.
<i>Business</i>									
marketing	OpenML-46940	2240	25	16	9	Response	14.9	CC0	Customer demographic and transactional features. <i>Target = 1</i> : customer responded to the marketing campaign.
telco	OpenML-42178	1000*	19	3	16	Churn	26.5	IBM	Telecom customer contract, billing, and usage features. <i>Target = 1</i> : customer churned (left within the last month).
hiring	Kaggle (avikumart)	1000*	17	8	9	label	81.4	Kaggle terms	HR analytics features for job candidates (interview, offer, hiring pipeline). <i>Target = 1</i> : candidate joined the company; 0: did not join.
<i>People &amp; Society</i>									
adult	UCI Adult	1000*	13	6	8	income >50K	23.9	CC BY 4.0	US 1994 census demographic and employment features. <i>Target = 1</i> : annual income >50K.
fitness	OpenML-46927	1500	6	3	3	attended	30.2	Public Domain	GoalZone fitness-club member and class registration (DataCamp, curated by TabArena). <i>Target = 1</i> : member attended the booked class.
tech_mental_health_survey	Kaggle (OSMI)	51	22	1	21	label	56.9	CC BY-SA	2014 OSMI survey of tech-industry employees (subsampled version). <i>Target = 1</i> : respondent feels employer takes mental health as seriously as physical health.
<i>Finance</i>									
credit	OpenML-31	1000	20	7	13	class	30.0	CC BY 4.0	German Credit (Statlog) bank-client financial and personal attributes. <i>Target = 1</i> : "good" credit risk (likely to repay); 0: "bad" risk.
audit	UCI / Kaggle	776	26	23	3	label	39.3	CC BY 4.0	Government-firm audit features (financial scores, risk scores, sector). <i>Target = 1</i> : firm has fraud risk; 0: no fraud risk.
fraud	Kaggle (neharoychoudhury)	1000*	14	6	8	is_fraud	12.8	Kaggle terms	Credit-card transaction features (merchant, category, amount, location, time). <i>Target = 1</i> : transaction is fraudulent; 0: legitimate.
<i>Education</i>									
tae	OpenML-955	151	5	3	2	binaryClass	34.0	Public	University TA evaluations (language, instructor, course, semester, group size). Binarised version: original 3-class target (low/medium/high) re-labelled with the majority class as positive (P) and the rest as negative (N).
irish	OpenML-451	500	5	2	3	Leaving_Cert	44.4	Research-only <sup>‡</sup>	Irish schoolchildren (age 11) educational-transition records (Greaney & Kelleghan, 1984). <i>Target = 1</i> : child took the Leaving Certificate; 0: did not.
student_famsup	UCI-320	1298	32	4	28	target	61.3	CC BY 4.0	Two Portuguese schools (math + Portuguese combined); features include school, demographics, study habits, and grades G1-G3. <i>Target = 1</i> : student receives family educational support (famsup); 0: does not.
<i>Software Engineering</i>									
pc4	OpenML-1049	1458	37	37	0	defects (c)	12.2	Public (NASA)	Static code metrics of a NASA flight-software module. <i>Target = 1</i> : module contains defects.
kc1	OpenML-1067	2109	21	21	0	defects	15.4	Public (NASA)	Static code metrics of a NASA storage-management module. <i>Target = 1</i> : module contains defects.
steel	OpenML-1504	1941	33	33	0	Class	65.3	CC BY 4.0	Steel-plate fault sensor readings. <i>Target = 1</i> : plate has defects other than the 6 named fault types; 0: no other defects. Originally 7 classes.
14									
<i>Crimes &amp; Justice</i>									
compas	OpenML-42193	1000*	13	5	8	two_year_recid	45.5	MIT	ProPublica COMPAS criminal-defendant features (Broward County). <i>Target = 1</i> : defendant re-offended within 2 years.
vote	OpenML-56	435	16	0	16	Class	61.4	CC BY 4.0	1984 US Congressional voting records on 16 key votes. <i>Target = 1</i> : representative is a Democrat; 0: Republican.
san_francisco_crimes	Kaggle (SFPD)	1000*	8	2	6	label	32.9	Public (SFPD)	SF Police incident records (date, district, address, coordinates, primary type). <i>Target = 1</i> : incident

**Table 13: New suite (post-cutoff): 8 datasets, one per knowledge domain, published after October 2024. Size, #Feat., Num., Cat., and % Pos. are computed directly from the released CSV files (index columns excluded). The target variable is hand-constructed for each dataset; the semantics of the positive class are described in the *Domain / Task* column. †Mendeley default licence (CC BY 4.0) – applies unless the dataset author explicitly opted for a different one.**

ID	Source	Size	#Feat.	Num.	Cat.	Target	% Pos.	License	Domain / Task (target = 1 means ...)
bank_credit_scoring	Kaggle (kapturovalexander)	1000	15	4	11	target	42.8	Kaggle terms	Finance – bank credit risk assessment. <i>Target = 1</i> : client has high credit scoring (credible, likely to repay the loan); 0: low credit scoring.
callcenter	Mendeley 8854gk66td	1020	12	3	9	target	88.0	CC BY 4.0 <sup>†</sup>	Business – Kuwait 151 health hotline caller survey. <i>Target = 1</i> : caller was satisfied with the call-centre service; 0: dissatisfied.
postpartum	Mendeley 4nznrk8cg	800	44	1	43	target	43.8	CC BY 4.0 <sup>†</sup>	Healthcare – hospital female patients, postpartum depression. <i>Target = 1</i> : patient has postpartum depression; 0: does not.
machine	Kaggle (mujtabamatin)	1000	5	4	1	target	30.0	Kaggle terms	Software/Engineering – industrial machine sensor data. <i>Target = 1</i> : machine is at risk of failure; 0: normal operation.
stars	Kaggle (competition)	1000	6	5	1	target	23.9	Kaggle terms	Natural Science – Hipparcos-style photometric and parallax features. <i>Target = 1</i> : giant star; 0: dwarf star.
crimes_arrest	Kaggle (anacpricciardi)	1000	15	8	7	target	17.4	Kaggle terms	Crimes & Justice – Chicago crimes 2025 incident records. <i>Target = 1</i> : an arrest was made for this incident; 0: no arrest.
reading	Mendeley 24wf5n2gk5	582	16	0	16	target	61.7	CC BY 4.0 <sup>†</sup>	Education – undergraduate students’ reading-habits survey. <i>Target = 1</i> : student reads academic books most of the time; 0: reads non-academic books.
extrovert	Kaggle (snigdha247)	1007	10	0	10	target	30.5	Kaggle terms	People & Society – social-interaction preferences and emotional-response survey. <i>Target = 1</i> : respondent maintains long-distance friendships through phone calls; 0: uses texting/social media or rarely keeps in touch.

**Table 14: MLP-prior difficulty levels.**

<b>Difficulty</b>	<b>Layers</b>	<b>Features</b>	<b>Hidden size</b>
MLP-0	0	5	—
MLP-1	1	10	10
MLP-2	2	15	15
MLP-3	3	20	20
MLP-5	5	30	30
MLP-7	7	40	40
MLP-9	9	50	50

**Table 15: Empirical intrinsic dimensionality of the synthetic datasets, averaged across seeds.**

<b>Dataset</b>	<b>Avg. intrinsic dim.</b>
mlp0	5.0241
mlp1	9.3174
mlp2	12.8327
mlp3	16.0378
mlp5	21.9469
mlp7	27.4410
mlp9	32.3677

## B Prompts

We evaluate every model under three prompt regimes, each isolating a different combination of knowledge sources. All three regimes share a common system message that instructs the model to emit a single token, 0 or 1, with no additional text. The variable component across regimes is a per-dataset *task description* (which embeds the target semantics) and an optional *decision-rule block* (which embeds external expert knowledge synthesised by an auxiliary LLM).

Below we give the template for each regime followed by one fully instantiated example. Full per-dataset task descriptions and decision rules used in the experiments are released with the paper’s code repository.

### B.1 Prompt 1 – Contextual (full task description, no examples)

**Template.** The contextual prompt describes the task, explains what the input features represent, and defines the meaning of both target labels. The features are then serialised one of five ways (see Section 3.1).

*For the given input features ⟨of [entity]⟩ you need to predict ⟨[task in natural language]⟩. Your output should be just a single number representing a binary class prediction: 0 (⟨[negative-class meaning]⟩) or 1 (⟨[positive-class meaning]⟩). Do not predict any other tokens, only 0 or 1.*

#### Example (diabetes).

For the given input features you need to predict, based on diagnostic measurements, whether a patient has diabetes. Your output should be just a single number representing a binary class prediction: 0 (does not have diabetes) or 1 (has diabetes). Do not predict any other tokens, only 0 or 1.

### B.2 Prompt 2 – Context-free (query only)

**Template.** The context-free prompt strips every domain hint from the task. The model sees only the serialised features and a generic two-class instruction; no entity, no target semantics, no column meaning. This is the prompt used to isolate the contribution of in-context demonstrations from prior knowledge.

*For the given input features you need to classify rows into two classes: 0 or 1. Do not predict any other tokens, only 0 or 1.*

**Example.** Identical for every dataset – the verbatim template above.

### B.3 Prompt 3 – Knowledge-augmented (task description + decision rules)

**Template.** The knowledge-augmented prompt extends **Prompt 1** with an additional block listing the *decision rules by which the classes were generated*. These rules are produced by an auxiliary LLM (Qwen3-8B for the `_ls_qwen` suite and DeepSeek for the `_ls_gpt` suite) as a synthetic-data annotation step; they are *not* ground-truth rules for the real datasets and serve as a structured prior of external expert knowledge.

*⟨Prompt 1 task description⟩ Here are the decision rules by which the classes were generated: ⟨[rule block – typically 3 rules expressed as threshold conditions or short Python functions]⟩*

#### Example (diabetes, decision rules synthesised by Qwen3-8B).

For the given input features you need to predict, based on diagnostic measurements, whether a patient has diabetes. Your output should be just a single number representing a binary class prediction: 0 (does not have diabetes) or 1 (has diabetes). Do not predict any other tokens, only 0 or 1. Here are the decision rules by which the classes were generated:

**Rule 1 (High Glucose + High BMI → Diabetes Risk).** If Glucose > 120 AND BMI > 30, then Diabetes = 1.

**Rule 2 (Age + Family History → Increased Risk).** If Age > 50 AND FamilyHistory == 1, then Diabetes = 1.

**Rule 3 (High Insulin + Low Physical Activity → Diabetes Risk).** If Insulin > 150 AND PhysicalActivity < 100, then Diabetes = 1.

*Coverage of Prompt 3.* Prompt 3 is applied *only to the LLM-synthetic suite* (the `_ls_qwen` and `_ls_gpt` variants of the 24 core datasets), because the decision rules are valid only for data generated under those same rules; applying them to the real datasets would introduce label-rule mismatch. This explains why Prompt 3 columns are empty for real and new-suite datasets throughout the per-domain tables in Appendix E.

*Per-dataset prompt text.* Full prompt texts for all 24 core datasets, all 8 new-suite datasets, and all decision-rule blocks (one per dataset × rule source) are included verbatim in the code repository accompanying the paper, under `prompts/prompt1.json`, `prompts/prompt2.json`, and `prompts/prompt3_⟨qwen|gpt⟩.json`.

### B.4 Prompts used to generate the LLM-synthetic suite

The LLM-synthetic suite described in Section A.4 is produced through a three-turn chained dialogue. All three turns share the same system message:

*You are a statistical expert who uses only clearly measurable data.*

The user messages are templated on the real dataset’s domain  $D$  (e.g. *healthcare, people and society*) and the real-task description  $T$  (e.g. *predict based on diagnostic measurements whether a patient has diabetes*). The literal strings are as follows.

*Turn 1 – Schema design.*

---

*Generate a prototype dataset from the  $D$  domain. Use any number of features, the classification task should be to  $T$ .*

---

*Turn 2 – Data-generating function.* The verbatim text of the answer to turn 1 (denoted  $A_1$ ) is appended to the user message before turn 2 is sent:

---

*Generate python functions to create a dataset with the same features following the given prototype.*

$A_1$

---

*Turn 3 – Decision rules.* The verbatim text of  $A_2$  is appended to the user message before turn 3 is sent:

---

*Generate python functions with 3 decision rules for determining a target label based on the features of this D dataset.*  
 $A_2$

---

*Materialisation.* After turn 3 we extract the Python code blocks from  $A_2$  (data-generating function) and  $A_3$  (three decision rules), execute them in a sandboxed interpreter, and assemble the final synthetic table. A row is labelled positive iff at least one of the three turn-3 rules fires and negative otherwise.

*Worked example (diabetes, Qwen3-14B).* The full transcripts of  $A_1$ ,  $A_2$  and  $A_3$  for the diabetes\_ls\_qwen dialogue (used as the running illustration in Section B.4) are reproduced verbatim in the supplementary material accompanying the paper. Briefly: turn 1 proposed an 11-feature schema covering standard diabetic-risk markers (Age, BMI, Glucose, Insulin, etc.); turn 2 returned a NumPy/Pandas function that draws each feature from a clipped normal or uniform distribution; turn 3 emitted three threshold rules – (i) `Glucose > 120 AND BMI > 30`, (ii) `Age > 50 AND FamilyHistory == 1`, (iii) `Insulin > 150 AND PhysicalActivity < 100` – which are OR-combined into the final binary label.

## C Statistical Methodology

### C.1 Simulation-based test against the random baseline

We construct an adaptive random baseline by sampling class probability vectors from a symmetric Dirichlet distribution with parameters  $\alpha = [1, \dots, 1]$ . For each target dataset, this procedure is repeated  $N = 1000$  times, yielding an empirical null distribution of ROC AUC scores that characterizes expected performance under random guessing given the dataset structure. For each experimental configuration (model, inference mode, and dataset), we conduct a one-sample t-test with the null hypothesis that the observed ROC AUC is equal to the mean of the corresponding null distribution.

### C.2 DeLong’s test and Stouffer’s method of $p$ -value aggregation

For each dataset and each specific experimental condition (defined by Model, Mode, and a specific  $k$  value), the statistical significance of the difference between the  $k$ -shot ROC-AUC and the corresponding zero-shot ROC-AUC is assessed. This is performed using **DeLong’s test** for two correlated ROC curves [8]. This non-parametric test is specifically designed to compare AUCs derived from the same set of test instances, making it ideal for this paired, within-dataset comparison. The  $p$ -values obtained from DeLong’s test across all datasets for a given experimental condition are not independent estimates but are observations of the same underlying  $k$ -shot effect across different tasks. To obtain a global assessment of significance for each condition, these  $p$ -values are aggregated using Stouffer’s method.

### C.3 Fisher’s Exact Method (FEM) for aggregating $t$ -test $p$ -values

In Section C.1 we describe how, for each combination of *model*, *inference mode*, and *dataset*, we obtain a one-sample  $t$ -test  $p$ -value comparing the observed ROC–AUC to the Dirichlet random baseline. To obtain a single global verdict on whether a given (*model*, *mode*) combination beats chance *across* datasets, we combine the per-dataset  $p$ -values using Fisher’s exact method [12, 13], also referred to in the meta-analysis literature as the fixed-effect  $p$ -value aggregation (FEM). Given  $k$  per-dataset  $p$ -values  $p_1, \dots, p_k$  obtained under *independent* null hypotheses, Fisher’s combined statistic is

$$X_{2k}^2 = -2 \sum_{i=1}^k \ln p_i, \quad (1)$$

which, under the joint null that every individual null holds, follows a  $\chi^2$  distribution with  $2k$  degrees of freedom. The aggregated  $p$ -value is then  $\Pr(\chi_{2k}^2 \geq X_{2k}^2)$ . We use this aggregation whenever the main text reports a single “FEM aggregated  $p$ -value” across datasets (e.g. in Section 4.1). When the aggregated  $p$ -value is below the numerical underflow threshold of double-precision floating-point arithmetic ( $\sim 10^{-308}$ ) it is reported as “ $p \approx 0$ ”; this regime is hit whenever even one term  $-2 \ln p_i$  becomes large enough to dominate the sum (e.g. several datasets yielding  $p_i < 10^{-40}$  each). FEM is preferred over Stouffer’s method (Section C.2) for this particular aggregation because it is one-sided by construction and has higher power against very small  $p_i$ .

## D Visual results per research question

This appendix collects the principal figures supporting the research-question analyses of the main text, one block per RQ 1–6. Each block reproduces the headline plot(s) on which the corresponding conclusions rely; the underlying numbers and statistical tests are reported in the main text and in the per-domain tables of Section E.

### D.1 RQ 1 – Zero-shot competitiveness against TabPFN

RQ 1 asks whether LLMs are competitive in zero-shot tabular classification. We compare the four LLMs against TabPFN (16-shot) across the eight real-world domains of the core suite (Figures 7, 8). For each backbone we report aggregated ROC–AUC by domain and across the classic vs. post-cutoff (“new”) subsets.

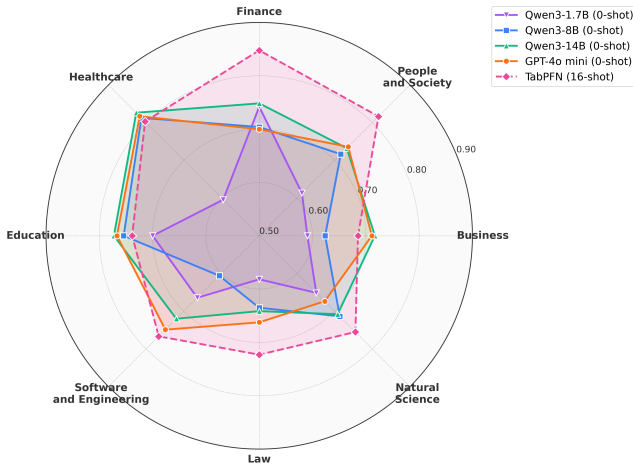


Figure 7: Per-domain mean ROC–AUC at 0-shot for the four LLMs vs. 16-shot TabPFN (dashed). Each axis is one domain. Mid-to-large LLMs cluster near TabPFN-16 across most domains and exceed it on healthcare.

### D.2 RQ 2 – In-context information vs. prior knowledge

RQ 2 disentangles the contributions of pretrained prior knowledge and in-context information by progressively removing contextual cues from the prompt. Figure 10 shows zero-shot ROC–AUC under the four Graded Context Configurations (see Table 3 in the protocol). Each bar group is one model; within each group, the four bars correspond to the four configurations from *Cols-Context* (most informative) to *NoCols-NoContext* (least informative). The dashed red line indicates the  $\Delta$  between the two endpoints.

### D.3 RQ 3 – Few-shot effectiveness

RQ 3 quantifies the gains from few-shot demonstrations across  $k \in \{0, 4, 8, 16, 32, 64\}$  (Figures 11–14).

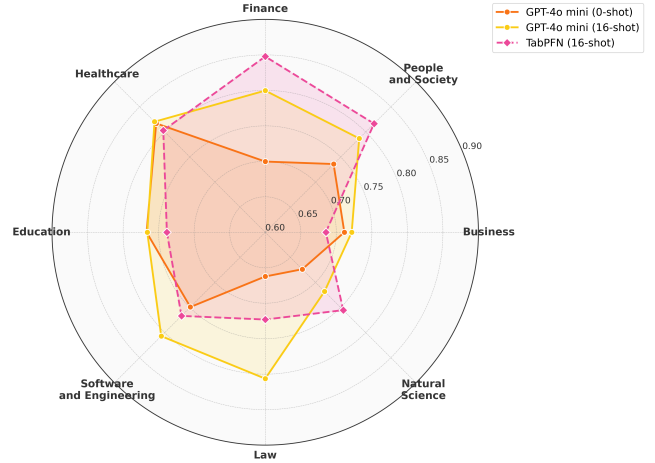


Figure 8: Per-domain comparison: GPT-4o-mini at 0-shot, GPT-4o-mini at 16-shot, and TabPFN at 16-shot. The 0-shot LLM is already within range of 16-shot TabPFN on most domains.

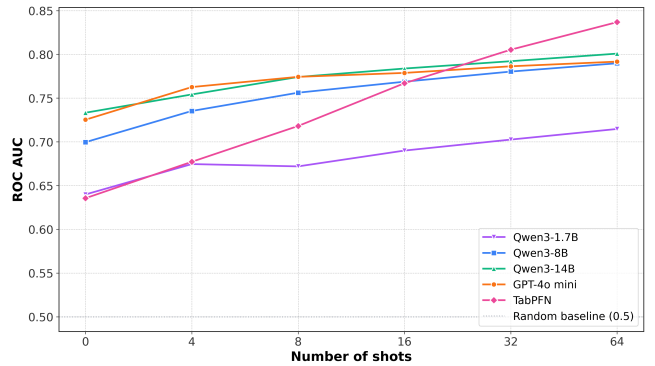


Figure 9: LLMs vs. TabPFN as a function of shot count, averaged over the real-world suite. Solid lines show each LLM; dashed lines show TabPFN; the horizontal reference line at 0.5 is the random baseline.

### D.4 RQ 4 – Context contribution across shot regimes

RQ 4 extends RQ 2 to the few-shot regime: as the shot count  $k$  grows, how much of the headline performance is still attributable to the contextual cues in the prompt? Figures 15–19 repeat the four-way context comparison of RQ 2 at  $k \in \{4, 8, 16, 32, 64\}$ . Read together with Figure 10, they show that the gap between full-context and minimal-context configurations shrinks substantially with  $k$ , indicating partial substitution between in-context information and few-shot demonstrations.

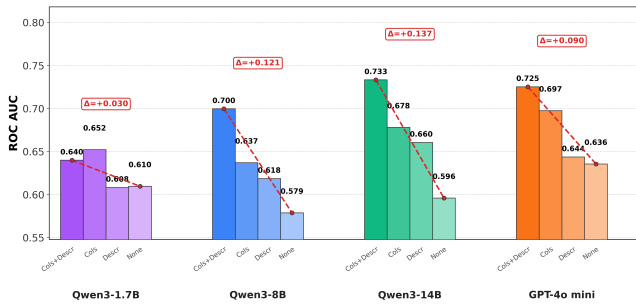


Figure 10: Prior-knowledge gradual increment on real datasets at 0-shot. The drop from Cols-Context to NoCols-NoContext quantifies the contribution of in-context information when no demonstrations are available; the  $\Delta$  values above each group give the per-model effect size.

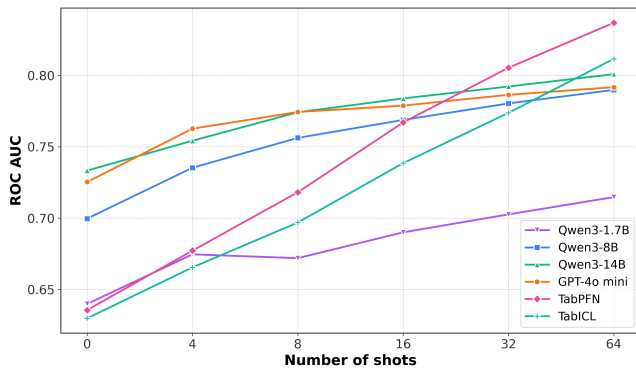


Figure 11: ROC-AUC vs. number of in-context shots on the real-world suite (Cols-Context configuration). Mid-to-large LLMs improve monotonically with  $k$  but saturate near  $k = 16$ .

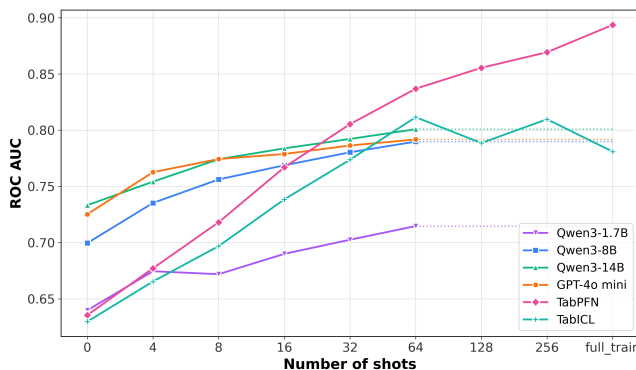


Figure 12: Same plot as Figure 11 extended to the full shot range, including baseline trajectories. Beyond  $k = 16$  the marginal benefit of additional demonstrations falls below the variability of the run.

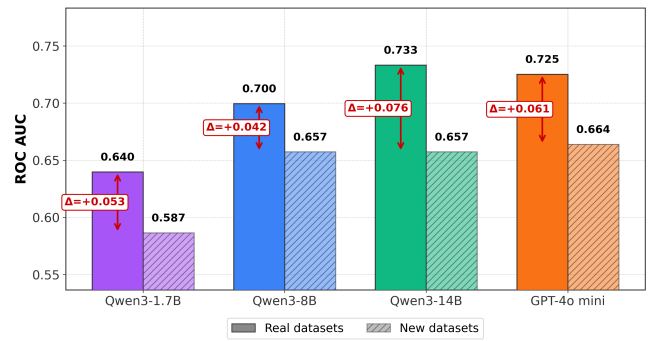


Figure 13: 0-shot ROC-AUC on classic (pre-cutoff) vs. new (post-cutoff) datasets. The temporally clean “new” subset exhibits a moderate drop across all LLMs, comparable to TabPFN’s own degradation.

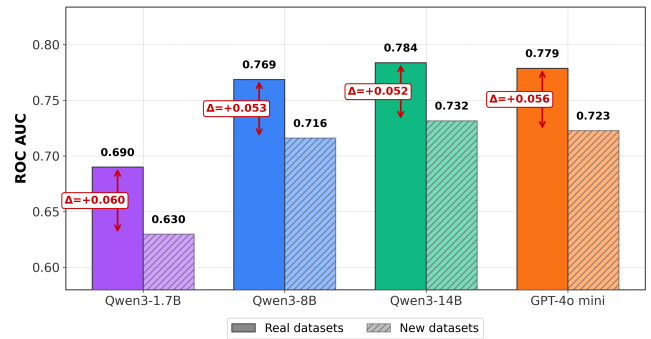


Figure 14: Same comparison as Figure 13 but at 16 shots. Few-shot demonstrations recover most of the classic vs. new gap, indicating that in-context examples partially compensate for the absence of pre-training exposure.

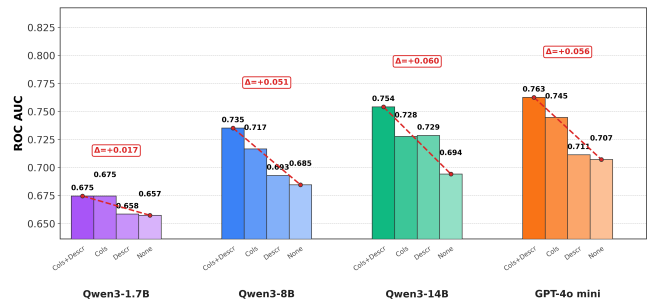


Figure 15: Prior-knowledge gradual increment on real datasets at 4-shot.

## D.5 RQ 5 – Combining ICL entities on LLM-synthetic data

RQ 5 asks whether combining in-context information, few-shot demonstrations, and external (LLM-generated) decision rules improves performance beyond using each source in isolation. We evaluate the combinations on the *LLM-synthetic* suite, where the

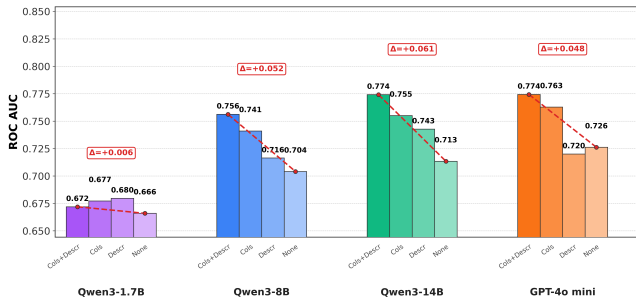


Figure 16: Prior-knowledge gradual increment on real datasets at 8-shot.

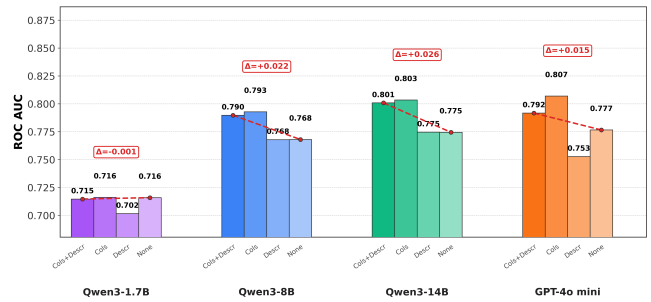


Figure 19: Prior-knowledge gradual increment on real datasets at 64-shot. The Cols-Context vs. NoCols-NoContext  $\Delta$  is much smaller than at  $k = 0$  (Figure 10), demonstrating that demonstrations partially substitute for explicit context.

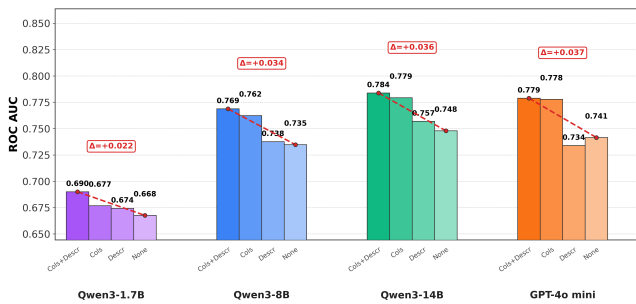


Figure 17: Prior-knowledge gradual increment on real datasets at 16-shot.

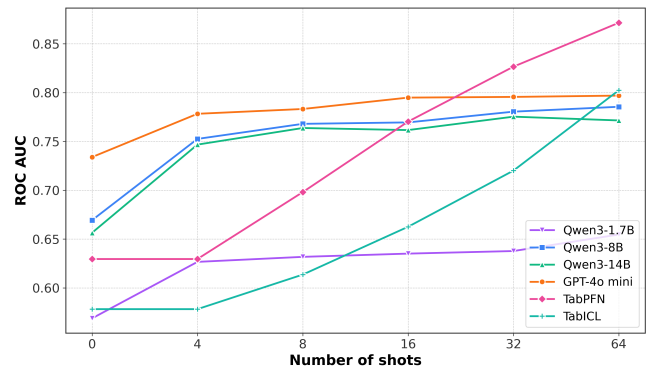


Figure 20: ROC-AUC vs. number of in-context shots on the LLM-synthetic suite. Performance saturates earlier than on real data because the model already aligns with the data-generating distribution at  $k = 0$ .

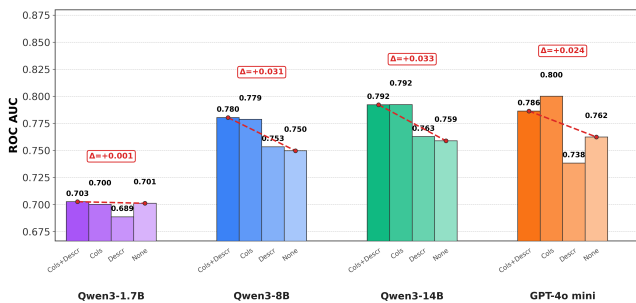


Figure 18: Prior-knowledge gradual increment on real datasets at 32-shot.

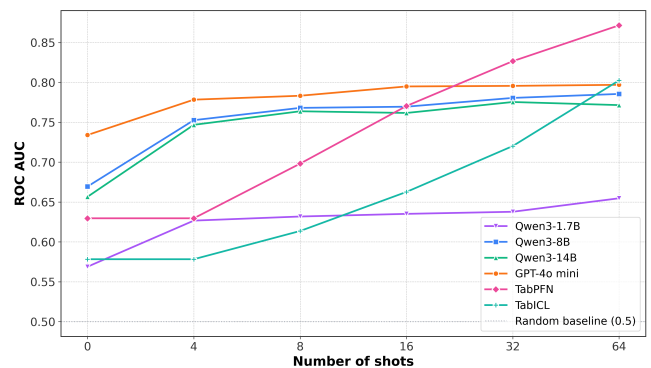


Figure 21: Cross-model comparison on the LLM-synthetic suite, including the foundation baselines TabPFN and TabICL. The relative ranking on LLM-synthetic differs from the ranking on real datasets, reflecting alignment between the generator and its own test distribution.

model has maximal alignment with the dataset’s data-generating process. Figures 20–24 report shot-count curves, model comparison, and per-domain radar charts at 0 and 16 shots.

Figures 25–30 repeat the prior-knowledge gradual increment analysis on the LLM-synthetic suite. Compared to the corresponding plots on real data (Figures 10, 15–19), the  $\Delta$  between most-informative and least-informative configurations is smaller — because the model already aligns with the data-generating distribution, less of the headline score comes from the prompt’s contextual cues.

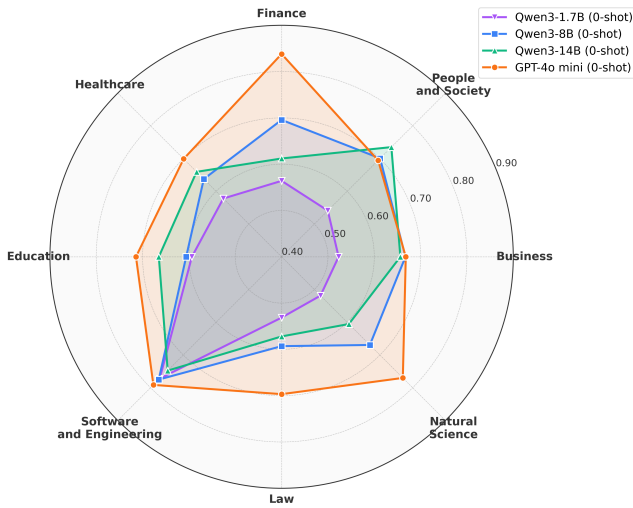


Figure 22: 0-shot per-domain radar on the LLM-synthetic suite. All LLMs reach or exceed the foundation-model trajectories on the synthetic counterparts of their own training distribution.

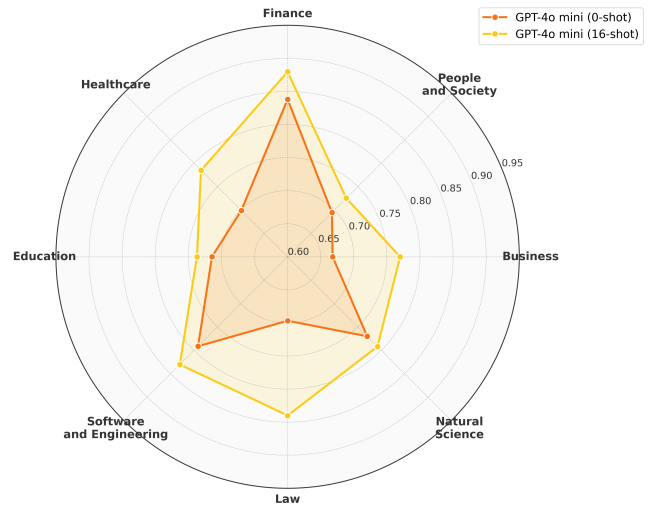


Figure 24: GPT-4o-mini: 0-shot vs. 16-shot per-domain radar on the LLM-synthetic suite. Confirms the same saturation pattern observed on real data, with a smaller absolute gain because the 0-shot baseline is already close to the model’s ceiling on its own synthetic distribution.

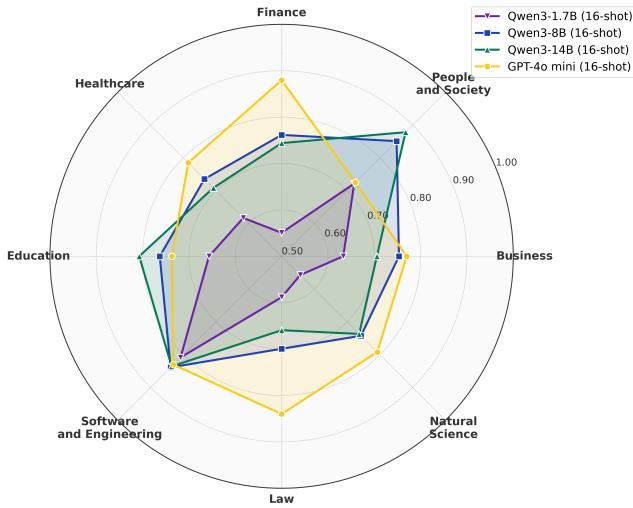


Figure 23: 16-shot per-domain radar on the LLM-synthetic suite. The addition of demonstrations narrows the spread between models; smaller LLMs benefit the most relative to their 0-shot value.

## D.6 RQ 6 – Dataset complexity and the few-shot ceiling

RQ 6 uses the controlled MLP-synthetic complexity grid (Table 14) to delineate the level of intrinsic dataset difficulty at which few-shot demonstrations stop helping. Figure 31 shows the TabPFN baseline on this grid, which serves both as a reference foundation-model and as a sanity check that the difficulty axis is well-ordered. Figure 32 reports the statistical significance of the per-shot gain over the zero-shot baseline at each MLP level (DeLong’s test combined

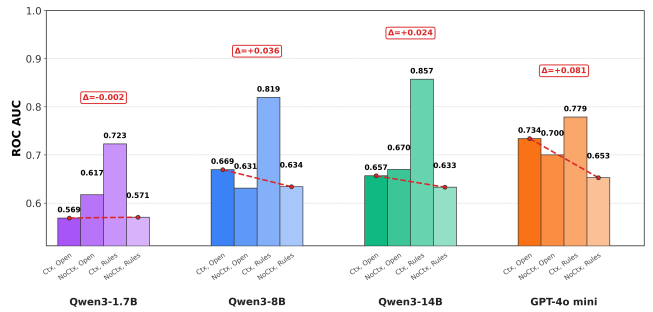


Figure 25: Prior-knowledge gradual increment on the LLM-synthetic suite at 0-shot.

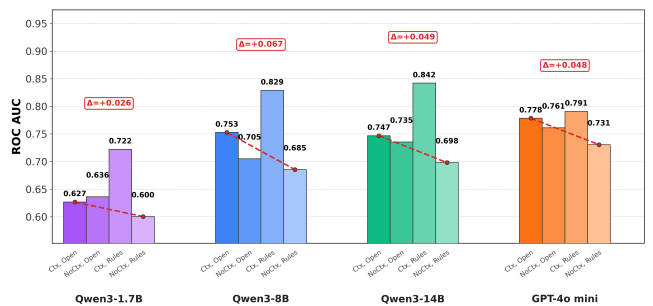


Figure 26: Prior-knowledge gradual increment on LLM-synthetic at 4-shot.

with Stouffer’s method, aggregated across five generation seeds per level).

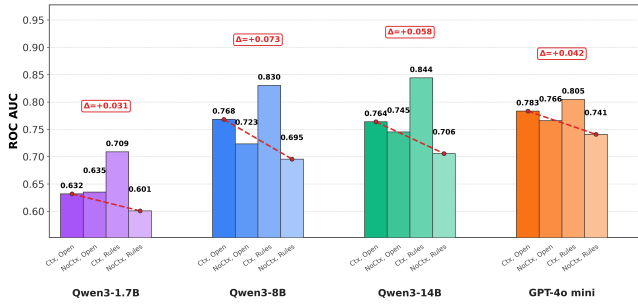


Figure 27: Prior-knowledge gradual increment on LLM-synthetic at 8-shot.

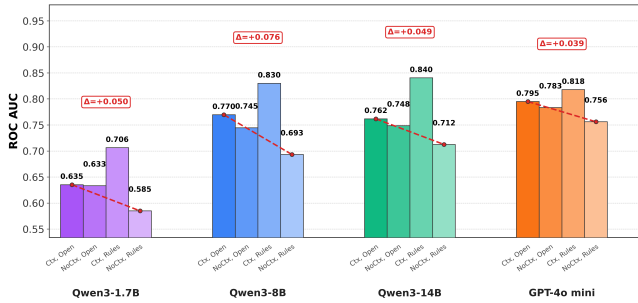


Figure 28: Prior-knowledge gradual increment on LLM-synthetic at 16-shot.

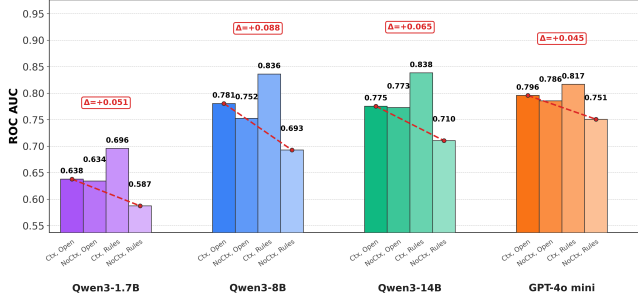


Figure 29: Prior-knowledge gradual increment on LLM-synthetic at 32-shot.

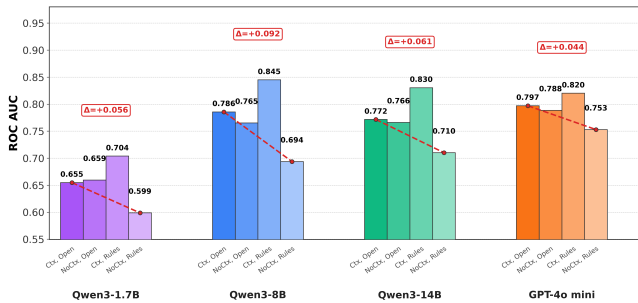


Figure 30: Prior-knowledge gradual increment on LLM-synthetic at 64-shot.

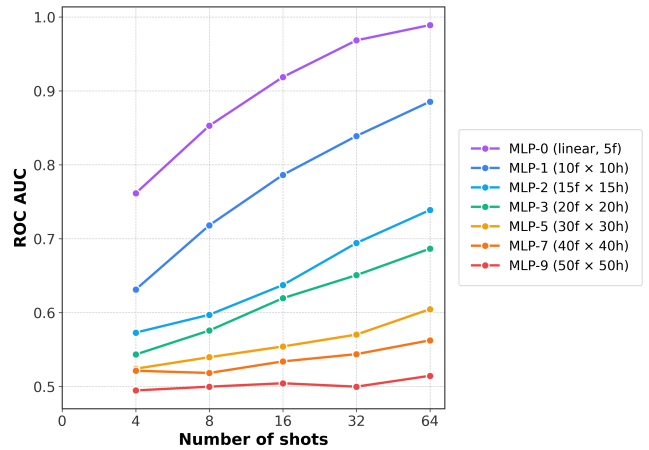


Figure 31: TabPFN ROC-AUC across the seven MLP-prior difficulty levels. The curve flattens as complexity rises, defining the upper end of the grid we use to test LLMs in Section 5.6 of the main text.

	0	4	8	16	32	64	
MLP-9	0	N/A	-0.014(0.013)	-0.008(0.019)	+0.004(0.023)	+0.006(0.031)	-0.014(0.022)
MLP-7	0	N/A	+0.014(0.028)	+0.019(0.040)	+0.016(0.039)	+0.000(0.032)	+0.016(0.046)
MLP-5	0	N/A	+0.025(0.026)	+0.019(0.033)	-0.008(0.029)	+0.007(0.033)	+0.010(0.017)
MLP-3	0	N/A	+0.013(0.030)	+0.005(0.043)	+0.004(0.022)	-0.005(0.040)	+0.020(0.061)
MLP-2	0	N/A	+0.021(0.037)	+0.017(0.019)	+0.053(0.053)**	+0.028(0.042)	+0.062(0.035)***
MLP-1	0	N/A	+0.055(0.047)**	+0.007(0.051)	+0.068(0.073)***	+0.040(0.066)*	+0.016(0.052)
MLP-0	0	N/A	+0.150(0.040)***	+0.154(0.081)***	+0.172(0.065)***	+0.166(0.038)***	+0.199(0.058)***

Figure 32: Statistical significance of the per-shot ROC-AUC gain over the zero-shot baseline on the MLP-synthetic grid, computed via DeLong’s test aggregated with Stouffer’s method across five generation seeds per level. Each cell shows the mean  $\Delta$  (standard deviation in parentheses); green shading marks cells significant at  $p < 0.05$  (\*),  $p < 0.01$  (\*\*), and  $p < 0.001$  (\*\*\*). Only MLP-0 shows consistent and significant gains; from MLP-1 onward, few-shot improvements are not statistically distinguishable from zero across the family.

## E Per-domain raw results

This appendix collects the per-domain, per-dataset ROC–AUC tables that underlie the aggregated comparisons in the main paper and in Sections D.1–D.6. Each table fixes a single **prompt regime** and breaks results down by (*dataset, serialization, model, shot-count*). Within each table, rows are grouped by dataset and split into one row per serialization; columns are grouped first by model (Qwen3-8B, Qwen3-14B, GPT-4o-mini, TabPFN) and then by shot-count (0/4/8/16/32/64). Entries are means  $\pm$  standard deviations of test ROC–AUC across seeds. Dashes (“–”) indicate configurations that were not run; in particular, TabPFN consumes the raw feature matrix directly and is therefore reported only once per dataset, with no serialization or shot-count axis.

The nine domains follow the taxonomy introduced in Section A: *business, education, finance, healthcare, law, natural\_science, people\_society, software\_engineering*, and the controlled *synthetic* suite (MLP-prior datasets, Section A.3). The *synthetic* table differs slightly in row content (datasets are identified by their MLP-prior generator parameters rather than by name) but uses the same column layout.

### E.1 Prompt 1 – full task description

We start with the simplest contextual prompt (Prompt 1, Section B.1): the model is shown the dataset’s task description and the test instance, with no decision rules. This is the canonical “contextual ICL” setting and is used throughout the main paper as the default contextual baseline. For each of the eight *real* domains we report two complementary cross-sections: one indexed by *serialization* format (Section E.1.1) and one indexed by *shot count* (Section E.1.2). The first cross-section is the natural view for studying how the textual rendering of a row interacts with the LLM’s representation; the second is the natural view for studying sample-efficiency of in-context learning and for comparing LLM ICL against the strong classical baselines (TabPFN, logistic regression, random forest, XGBoost) on the same row-budget axis. The MLP-prior *synthetic* domain is not evaluated under Prompt 1 (its placeholder feature names carry no semantics); its tables appear under Prompt 2 in Section E.2.

*E.1.1 By serialization format.* The tables in this section fix Prompt 1 and break results down by (*dataset, serialization, model, shot-count*): rows are grouped by dataset and split into one row per serialization, while columns are grouped first by model and then by shot-count (0/4/8/16/32/64). TabPFN does not consume text serializations and is therefore omitted from these views (it appears instead in the *by shot-count* tables of Section E.1.2).

*E.1.2 By shot count.* The tables in this section also fix Prompt 1, but break results down by (*dataset, shot-count, model, inference mode*): rows are grouped by dataset and split into one row per shot-count (0/4/8/16/32/64); columns are grouped by model, and for Qwen models further split into two sub-columns gen/fwd (autoregressive generation versus single forward pass with masked label-token logits). GPT-4o-mini is API-only and reports a single gen column. The right-hand block of each table reports the classical-ML baselines (TabPFN, logistic regression, random forest, XGBoost) on the same shot-count axis; these have no inference-mode distinction and so occupy single columns. All cells in this section use the `feat_val`

serialization (i.e. the canonical “feature: value, feature: value, ...” rendering); the other serializations appear in Section E.1.1.

Dataset	Serialization	Models																	
		Qwen3-8B						Qwen3-14B						GPT-4o-mini					
		shot 0	shot 4	shot 8	shot 16	shot 32	shot 64	shot 0	shot 4	shot 8	shot 16	shot 32	shot 64	shot 0	shot 4	shot 8	shot 16	shot 32	shot 64
calcenter	feat_val	0.510	0.674 ± 0.029	0.698 ± 0.041	0.686 ± 0.029	0.689 ± 0.036	0.706 ± 0.024	0.543	0.678 ± 0.033	0.676 ± 0.043	0.656 ± 0.024	0.658 ± 0.052	0.680 ± 0.035	0.522 ± 0.010	0.685 ± 0.041	0.686 ± 0.040	0.689 ± 0.013	0.670 ± 0.049	0.682 ± 0.028
	feat_val_mask	0.543	0.592 ± 0.064	0.580 ± 0.062	0.575 ± 0.062	0.608 ± 0.053	0.591 ± 0.057	0.524	0.581 ± 0.072	0.559 ± 0.054	0.535 ± 0.018	0.584 ± 0.049	0.551 ± 0.044	0.555 ± 0.013	0.542 ± 0.023	0.565 ± 0.065	0.553 ± 0.052	0.557 ± 0.054	0.579 ± 0.039
	html	0.503	0.670 ± 0.075	0.707 ± 0.034	0.689 ± 0.065	0.657 ± 0.032	0.683 ± 0.032	0.539	0.711 ± 0.029	0.725 ± 0.030	0.710 ± 0.036	0.706 ± 0.031	0.707 ± 0.020	0.510 ± 0.010	0.685 ± 0.015	0.697 ± 0.045	0.683 ± 0.035	0.669 ± 0.023	0.696 ± 0.049
	markdown	0.529	0.668 ± 0.080	0.696 ± 0.066	0.673 ± 0.041	0.681 ± 0.040	0.680 ± 0.049	0.502	0.682 ± 0.054	0.682 ± 0.053	0.685 ± 0.050	0.666 ± 0.075	0.683 ± 0.038	0.523 ± 0.017	0.653 ± 0.036	0.685 ± 0.015	0.681 ± 0.028	0.668 ± 0.027	0.665 ± 0.039
markdown_mask	0.505 ± 0.002	0.638 ± 0.055	0.654 ± 0.053	0.654 ± 0.036	0.644 ± 0.036	0.664 ± 0.036	0.568	0.637 ± 0.079	0.640 ± 0.066	0.632 ± 0.032	0.588 ± 0.049	0.588 ± 0.041	0.538 ± 0.013	0.595 ± 0.048	0.608 ± 0.046	0.588 ± 0.061	0.554 ± 0.038	0.559 ± 0.062	
hiring	feat_val	0.564	0.572 ± 0.021	0.580 ± 0.020	0.586 ± 0.023	0.573 ± 0.014	0.563 ± 0.028	0.553	0.556 ± 0.021	0.562 ± 0.026	0.554 ± 0.020	0.553 ± 0.020	0.548 ± 0.018	0.573 ± 0.003	0.581 ± 0.019	0.582 ± 0.020	0.583 ± 0.020	0.596 ± 0.023	0.605 ± 0.022
	feat_val_mask	0.596	0.628 ± 0.008	0.596 ± 0.022	0.604 ± 0.055	0.580 ± 0.033	0.609 ± 0.054	0.641	0.603 ± 0.038	0.594 ± 0.032	0.602 ± 0.038	0.578 ± 0.045	0.589 ± 0.048	0.605 ± 0.012	0.603 ± 0.026	0.592 ± 0.023	0.613 ± 0.031	0.619 ± 0.034	0.605 ± 0.024
	html	0.558	0.556 ± 0.012	0.581 ± 0.019	0.586 ± 0.031	0.569 ± 0.017	0.589 ± 0.020	0.521	0.536 ± 0.012	0.538 ± 0.032	0.548 ± 0.019	0.538 ± 0.021	0.545 ± 0.013	0.552 ± 0.007	0.581 ± 0.014	0.584 ± 0.017	0.595 ± 0.019	0.580 ± 0.015	0.582 ± 0.016
	markdown	0.583	0.571 ± 0.009	0.578 ± 0.044	0.597 ± 0.027	0.570 ± 0.020	0.549 ± 0.015	0.529	0.539 ± 0.006	0.541 ± 0.021	0.563 ± 0.017	0.555 ± 0.019	0.555 ± 0.013	0.578 ± 0.005	0.565 ± 0.011	0.572 ± 0.006	0.575 ± 0.011	0.566 ± 0.022	0.574 ± 0.019
markdown_mask	0.623 ± 0.007	0.608 ± 0.030	0.579 ± 0.046	0.621 ± 0.022	0.576 ± 0.036	0.584 ± 0.045	0.624	0.614 ± 0.039	0.599 ± 0.034	0.624 ± 0.016	0.612 ± 0.035	0.598 ± 0.034	0.617 ± 0.035	0.577 ± 0.022	0.565 ± 0.030	0.579 ± 0.015	0.568 ± 0.013	0.578 ± 0.022	
tekco	feat_val	0.619	0.723 ± 0.049	0.737 ± 0.064	0.752 ± 0.008	0.727 ± 0.031	0.747 ± 0.016	0.827	0.787 ± 0.043	0.782 ± 0.032	0.802 ± 0.020	0.804 ± 0.012	0.814 ± 0.004	0.807 ± 0.001	0.790 ± 0.021	0.788 ± 0.022	0.803 ± 0.010	0.730 ± 0.051	0.756 ± 0.036
	feat_val_mask	0.515	0.536 ± 0.041	0.627 ± 0.101	0.660 ± 0.031	0.705 ± 0.036	0.725 ± 0.037	0.676	0.751 ± 0.036	0.776 ± 0.033	0.784 ± 0.016	0.804 ± 0.005	0.809 ± 0.017	0.576 ± 0.005	0.681 ± 0.066	0.741 ± 0.063	0.789 ± 0.012	0.740 ± 0.054	0.764 ± 0.030
	html	0.580 ± 0.001	0.665 ± 0.053	0.736 ± 0.067	0.748 ± 0.016	0.762 ± 0.030	0.765 ± 0.012	0.816	0.790 ± 0.029	0.766 ± 0.036	0.760 ± 0.043	0.779 ± 0.009	0.782 ± 0.006	0.741 ± 0.004	0.808 ± 0.015	0.810 ± 0.008	0.816 ± 0.007	0.759 ± 0.028	0.752 ± 0.044
	markdown	0.504 ± 0.001	0.641 ± 0.082	0.670 ± 0.064	0.701 ± 0.025	0.735 ± 0.051	0.713 ± 0.045	0.761	0.801 ± 0.026	0.801 ± 0.018	0.765 ± 0.035	0.787 ± 0.010	0.806 ± 0.014	0.773 ± 0.003	0.812 ± 0.017	0.808 ± 0.015	0.816 ± 0.009	0.760 ± 0.032	0.770 ± 0.011
markdown_mask	0.547 ± 0.009	0.554 ± 0.054	0.602 ± 0.060	0.651 ± 0.063	0.649 ± 0.047	0.591 ± 0.071	0.639	0.759 ± 0.030	0.742 ± 0.020	0.725 ± 0.017	0.739 ± 0.011	0.753 ± 0.011	0.761 ± 0.003	0.730 ± 0.034	0.783 ± 0.036	0.780 ± 0.028	0.739 ± 0.048	0.734 ± 0.030	
marketing	feat_val	0.688 ± 0.001	0.818 ± 0.018	0.807 ± 0.012	0.811 ± 0.017	0.807 ± 0.012	0.800 ± 0.014	0.771	0.791 ± 0.021	0.785 ± 0.026	0.779 ± 0.020	0.784 ± 0.009	0.776 ± 0.017	0.754 ± 0.005	0.781 ± 0.014	0.777 ± 0.025	0.779 ± 0.019	0.778 ± 0.017	0.775 ± 0.010
	feat_val_mask	0.522 ± 0.001	0.621 ± 0.052	0.618 ± 0.043	0.649 ± 0.053	0.678 ± 0.031	0.657 ± 0.030	0.553	0.600 ± 0.071	0.604 ± 0.015	0.645 ± 0.069	0.625 ± 0.023	0.629 ± 0.026	0.580 ± 0.008	0.564 ± 0.057	0.630 ± 0.045	0.588 ± 0.034	0.564 ± 0.033	0.548 ± 0.011
	html	0.692 ± 0.002	0.783 ± 0.014	0.762 ± 0.011	0.766 ± 0.018	0.753 ± 0.014	0.769 ± 0.024	0.732	0.727 ± 0.013	0.719 ± 0.016	0.718 ± 0.015	0.719 ± 0.011	0.707 ± 0.005	0.622 ± 0.007	0.636 ± 0.005	0.637 ± 0.011	0.633 ± 0.012	0.634 ± 0.008	0.641 ± 0.014
	markdown	0.655 ± 0.010	0.773 ± 0.021	0.765 ± 0.033	0.790 ± 0.017	0.778 ± 0.007	0.779 ± 0.004	0.673	0.748 ± 0.008	0.743 ± 0.009	0.739 ± 0.013	0.742 ± 0.024	0.723 ± 0.017	0.613 ± 0.007	0.673 ± 0.009	0.671 ± 0.014	0.654 ± 0.024	0.659 ± 0.012	0.661 ± 0.024
markdown_mask	0.618 ± 0.010	0.602 ± 0.023	0.593 ± 0.019	0.625 ± 0.080	0.584 ± 0.049	0.643 ± 0.025	0.562	0.548 ± 0.046	0.546 ± 0.035	0.565 ± 0.065	0.554 ± 0.028	0.538 ± 0.020	0.542 ± 0.008	0.551 ± 0.042	0.564 ± 0.025	0.559 ± 0.031	0.616 ± 0.034	0.623 ± 0.020	
hiring_ls_qwen	feat_val	0.589	0.759 ± 0.025	0.741 ± 0.017	0.741 ± 0.015	0.728 ± 0.011	0.757 ± 0.015	0.658	0.732 ± 0.032	0.737 ± 0.014	0.742 ± 0.030	0.743 ± 0.020	0.774 ± 0.012	-	-	-	-	-	-
	feat_val_mask	0.554	0.630 ± 0.030	0.620 ± 0.046	0.585 ± 0.058	0.616 ± 0.019	0.602 ± 0.037	0.542	0.713 ± 0.054	0.727 ± 0.024	0.723 ± 0.062	0.745 ± 0.053	0.726 ± 0.048	-	-	-	-	-	-
	html	0.629 ± 0.002	0.677 ± 0.014	0.702 ± 0.020	0.719 ± 0.033	0.730 ± 0.036	0.744 ± 0.046	0.582	0.730 ± 0.034	0.704 ± 0.027	0.709 ± 0.015	0.693 ± 0.012	0.723 ± 0.012	-	-	-	-	-	-
	markdown	0.570	0.692 ± 0.025	0.667 ± 0.015	0.712 ± 0.063	0.711 ± 0.032	0.708 ± 0.022	0.556	0.726 ± 0.031	0.705 ± 0.008	0.702 ± 0.027	0.702 ± 0.018	0.724 ± 0.027	-	-	-	-	-	-
markdown_mask	0.557 ± 0.003	0.588 ± 0.028	0.620 ± 0.072	0.583 ± 0.064	0.591 ± 0.043	0.602 ± 0.060	0.514	0.718 ± 0.059	0.662 ± 0.078	0.655 ± 0.101	0.680 ± 0.086	0.673 ± 0.063	-	-	-	-	-	-	
tekco_ls_qwen	feat_val	0.752	0.727 ± 0.059	0.778 ± 0.047	0.818 ± 0.062	0.830 ± 0.036	0.793 ± 0.055	0.645	0.616 ± 0.077	0.715 ± 0.067	0.630 ± 0.111	0.795 ± 0.081	0.716 ± 0.073	-	-	-	-	-	-
	feat_val_mask	0.735	0.557 ± 0.040	0.517 ± 0.015	0.565 ± 0.047	0.611 ± 0.066	0.619 ± 0.070	0.671	0.581 ± 0.030	0.554 ± 0.022	0.600 ± 0.040	0.544 ± 0.034	0.599 ± 0.031	-	-	-	-	-	-
	html	0.691 ± 0.002	0.598 ± 0.075	0.595 ± 0.065	0.554 ± 0.026	0.558 ± 0.044	0.623 ± 0.096	0.720	0.816 ± 0.045	0.877 ± 0.087	0.722 ± 0.132	0.801 ± 0.124	0.713 ± 0.115	-	-	-	-	-	-
	markdown	0.895 ± 0.001	0.727 ± 0.021	0.727 ± 0.079	0.713 ± 0.108	0.713 ± 0.079	0.725 ± 0.053	0.732	0.608 ± 0.119	0.737 ± 0.146	0.580 ± 0.058	0.674 ± 0.093	0.577 ± 0.068	-	-	-	-	-	-
markdown_mask	0.608 ± 0.038	0.766 ± 0.065	0.774 ± 0.042	0.720 ± 0.092	0.697 ± 0.042	0.737 ± 0.070	0.578	0.618 ± 0.039	0.597 ± 0.034	0.603 ± 0.033	0.584 ± 0.013	0.621 ± 0.052	-	-	-	-	-	-	
marketing_ls_qwen	feat_val	0.668 ± 0.001	0.723 ± 0.026	0.707 ± 0.031	0.701 ± 0.015	0.700 ± 0.038	0.697 ± 0.020	0.666	0.756 ± 0.020	0.756 ± 0.021	0.745 ± 0.025	0.755 ± 0.017	0.761 ± 0.038	-	-	-	-	-	-
	feat_val_mask	0.502	0.553 ± 0.055	0.560 ± 0.049	0.549 ± 0.046	0.532 ± 0.033	0.575 ± 0.043	0.542	0.550 ± 0.032	0.603 ± 0.060	0.618 ± 0.042	0.589 ± 0.042	0.599 ± 0.044	-	-	-	-	-	-
	html	0.558 ± 0.001	0.647 ± 0.019	0.680 ± 0.032	0.648 ± 0.017	0.643 ± 0.021	0.640 ± 0.020	0.644	0.679 ± 0.018	0.685 ± 0.038	0.673 ± 0.026	0.654 ± 0.009	0.661 ± 0.025	-	-	-	-	-	-
	markdown	0.574 ± 0.008	0.625 ± 0.014	0.629 ± 0.017	0.632 ± 0.014	0.638 ± 0.025	0.629 ± 0.031	0.610	0.722 ± 0.031	0.726 ± 0.024	0.686 ± 0.036	0.700 ± 0.019	0.713 ± 0.042	-	-	-	-	-	-
markdown_mask	0.526 ± 0.009	0.579 ± 0.047	0.546 ± 0.033	0.565 ± 0.033	0.567 ± 0.044	0.583 ± 0.016	0.514	0.583 ± 0.052	0.576 ± 0.021	0.579 ± 0.052	0.604 ± 0.078	0.599 ± 0.028	-	-	-	-	-	-	
hiring_ls_gpt	feat_val	-	-	-	-	-	-	-	-	-	-	-	-	0.599 ± 0.011	0.644 ± 0.088	0.640 ± 0.109	0.718 ± 0.027	0.721 ± 0.048	0.704 ± 0.030
	feat_val_mask	-	-	-	-	-	-	-	-	-	-	-	-	0.525 ± 0.009	0.705 ± 0.042	0.679 ± 0.053	0.718 ± 0.036	0.725 ± 0.034	0.703 ± 0.040
	html	-	-	-	-	-	-	-	-	-	-	-	-	0.536 ± 0.012	0.698 ± 0.029	0.677 ± 0.078	0.701 ± 0.045	0.674 ± 0.059	0.673 ± 0.047
	markdown	-	-	-	-	-	-	-	-	-	-	-	-	0.537 ± 0.019	0.645 ± 0.049	0.635 ± 0.092	0.663 ± 0.068	0.648 ± 0.080	0.650 ± 0.039
markdown_mask	-	-	-	-	-	-	-	-	-	-	-	-	0.515 ± 0.005	0.735 ± 0.021	0.744 ± 0.070	0.770 ± 0.035	0.757 ± 0.029	0.746 ± 0.019	
tekco_ls_gpt	feat_val	-	-	-	-	-	-	-	-	-	-	-	-	0.691 ± 0.004	0.871 ± 0.038	0.854 ± 0.045	0.835 ± 0.053	0.841 ± 0.054	0.830 ± 0.040
	feat_val_mask	-	-	-	-	-	-	-	-	-	-	-	-	0.513 ± 0.012	0.632 ± 0.046	0.633 ± 0.117	0.632 ± 0.076	0.721 ± 0.106	0.646 ± 0.064
	html	-	-	-	-	-	-	-	-	-	-	-	-	0.665 ± 0.005	0.710 ± 0.044	0.746 ± 0.048	0.748 ± 0.040	0.783 ± 0.056	0.773 ± 0.019
	markdown	-	-	-	-	-	-	-	-	-	-	-	-	0.651 ± 0.010	0.675 ± 0.091	0.721 ± 0.081	0.703 ± 0.050	0.727 ± 0.055	0.738 ± 0.031
markdown_mask	-	-	-	-	-	-	-	-	-	-	-	-	0.521 ± 0.009	0.586 ± 0.083	0.575 ± 0.054	0.549 ± 0.040	0.614 ± 0.077	0.608 ± 0.038	
marketing_ls_gpt	feat_val	-	-	-	-	-	-	-	-	-	-	-	-	0.714 ± 0.005	0.733 ± 0.044	0.748 ± 0.034	0.757 ± 0.019	0.748 ± 0.036	0.751 ± 0.021
	feat_val_mask	-	-	-	-	-	-	-	-	-	-	-	-	0.529 ± 0.007	0.650 ± 0.079	0.656 ± 0.048	0.		

Dataset	Serialization	Models																	
		Qwen3-8B									Qwen3-14B						GPT-4o-mini		
		shot 0	shot 4	shot 8	shot 16	shot 32	shot 64	shot 0	shot 4	shot 8	shot 16	shot 32	shot 64	shot 0	shot 4	shot 8	shot 16	shot 32	shot 64
reading	feat_val	0.745 ± 0.002	0.747 ± 0.027	0.735 ± 0.028	0.731 ± 0.019	0.707 ± 0.032	0.699 ± 0.018	0.800	0.775 ± 0.069	0.778 ± 0.068	0.790 ± 0.024	0.742 ± 0.035	0.771 ± 0.029	0.797 ± 0.003	0.815 ± 0.024	0.819 ± 0.011	0.797 ± 0.036	0.803 ± 0.030	0.799 ± 0.015
	feat_val_mask	0.810	0.736 ± 0.035	0.748 ± 0.038	0.733 ± 0.037	0.728 ± 0.030	0.730 ± 0.028	0.734	0.807 ± 0.052	0.804 ± 0.065	0.790 ± 0.039	0.774 ± 0.033	0.799 ± 0.020	0.816 ± 0.007	0.823 ± 0.014	0.823 ± 0.012	0.814 ± 0.017	0.833 ± 0.022	0.816 ± 0.027
	html	0.664 ± 0.003	0.739 ± 0.023	0.724 ± 0.038	0.702 ± 0.010	0.696 ± 0.060	0.696 ± 0.018	0.692	0.784 ± 0.050	0.787 ± 0.030	0.788 ± 0.025	0.783 ± 0.041	0.805 ± 0.017	0.830 ± 0.006	0.827 ± 0.025	0.839 ± 0.022	0.806 ± 0.030	0.793 ± 0.040	0.792 ± 0.051
	markdown	0.582 ± 0.001	0.736 ± 0.034	0.732 ± 0.039	0.721 ± 0.028	0.746 ± 0.051	0.758 ± 0.035	0.663	0.749 ± 0.050	0.776 ± 0.065	0.761 ± 0.032	0.743 ± 0.043	0.726 ± 0.044	0.843 ± 0.008	0.845 ± 0.015	0.846 ± 0.019	0.836 ± 0.014	0.833 ± 0.030	0.820 ± 0.017
	markdown_mask	0.609 ± 0.011	0.645 ± 0.023	0.682 ± 0.062	0.632 ± 0.017	0.697 ± 0.051	0.704 ± 0.023	0.818	0.766 ± 0.076	0.765 ± 0.070	0.760 ± 0.030	0.765 ± 0.053	0.735 ± 0.060	0.845 ± 0.003	0.831 ± 0.024	0.842 ± 0.009	0.832 ± 0.020	0.840 ± 0.014	0.831 ± 0.005
student_famsup	feat_val	0.600	0.550 ± 0.042	0.562 ± 0.035	0.566 ± 0.038	0.568 ± 0.031	0.572 ± 0.038	0.563	0.578 ± 0.035	0.581 ± 0.016	0.602 ± 0.006	0.597 ± 0.018	0.604 ± 0.011	0.612 ± 0.006	0.583 ± 0.015	0.569 ± 0.016	0.555 ± 0.032	0.581 ± 0.011	0.597 ± 0.011
	feat_val_mask	0.551 ± 0.002	0.550 ± 0.024	0.535 ± 0.025	0.540 ± 0.038	0.577 ± 0.031	0.611 ± 0.026	0.551	0.559 ± 0.011	0.544 ± 0.023	0.565 ± 0.034	0.570 ± 0.019	0.602 ± 0.017	0.524 ± 0.017	0.536 ± 0.027	0.546 ± 0.017	0.553 ± 0.031	0.554 ± 0.032	0.567 ± 0.040
	html	0.545 ± 0.004	0.571 ± 0.037	0.556 ± 0.036	0.581 ± 0.032	0.573 ± 0.018	0.576 ± 0.031	0.601	0.583 ± 0.018	0.588 ± 0.020	0.590 ± 0.019	0.585 ± 0.013	0.584 ± 0.013	0.567 ± 0.009	0.573 ± 0.016	0.587 ± 0.008	0.593 ± 0.012	0.581 ± 0.013	0.577 ± 0.013
	markdown	0.589	0.567 ± 0.021	0.570 ± 0.020	0.565 ± 0.036	0.577 ± 0.017	0.590 ± 0.009	0.594	0.572 ± 0.018	0.569 ± 0.013	0.578 ± 0.016	0.592 ± 0.010	0.584 ± 0.011	0.581 ± 0.008	0.572 ± 0.017	0.565 ± 0.015	0.607 ± 0.016	0.606 ± 0.017	0.623 ± 0.017
	markdown_mask	0.502 ± 0.002	0.539 ± 0.030	0.537 ± 0.018	0.548 ± 0.034	0.558 ± 0.019	0.568 ± 0.009	0.531	0.532 ± 0.020	0.551 ± 0.019	0.561 ± 0.022	0.561 ± 0.019	0.569 ± 0.017	0.525 ± 0.006	0.550 ± 0.028	0.575 ± 0.028	0.593 ± 0.019	0.609 ± 0.018	0.635 ± 0.020
tae	feat_val	0.715	0.603 ± 0.050	0.693 ± 0.106	0.748 ± 0.069	0.771 ± 0.111	0.829 ± 0.050	0.763	0.637 ± 0.076	0.689 ± 0.083	0.723 ± 0.087	0.756 ± 0.044	0.778 ± 0.025	0.800 ± 0.022	0.500	0.675 ± 0.076	0.667 ± 0.114	0.791 ± 0.061	0.819 ± 0.034
	feat_val_mask	0.500	0.569 ± 0.036	0.685 ± 0.061	0.695 ± 0.087	0.766 ± 0.077	0.792 ± 0.050	0.728	0.605 ± 0.064	0.653 ± 0.090	0.696 ± 0.082	0.767 ± 0.015	0.817 ± 0.031	0.591 ± 0.028	0.500	0.386 ± 0.060	0.662 ± 0.045	0.720 ± 0.071	0.820 ± 0.047
	html	0.587	0.611 ± 0.060	0.642 ± 0.081	0.651 ± 0.123	0.774 ± 0.053	0.816 ± 0.054	0.762	0.622 ± 0.014	0.636 ± 0.090	0.662 ± 0.101	0.716 ± 0.066	0.721 ± 0.063	0.745 ± 0.023	0.500	0.622 ± 0.063	0.642 ± 0.084	0.705 ± 0.064	0.753 ± 0.043
	markdown	0.718	0.610 ± 0.095	0.691 ± 0.098	0.642 ± 0.108	0.735 ± 0.098	0.729 ± 0.060	0.765	0.581 ± 0.040	0.666 ± 0.079	0.665 ± 0.106	0.748 ± 0.045	0.712 ± 0.060	0.790 ± 0.020	0.500	0.649 ± 0.089	0.663 ± 0.077	0.737 ± 0.064	0.764 ± 0.029
	markdown_mask	0.513	0.570 ± 0.052	0.617 ± 0.054	0.608 ± 0.078	0.722 ± 0.060	0.794 ± 0.046	0.762	0.562 ± 0.053	0.598 ± 0.067	0.641 ± 0.090	0.684 ± 0.052	0.711 ± 0.072	0.542 ± 0.042	0.500	0.571 ± 0.084	0.629 ± 0.083	0.684 ± 0.077	0.767 ± 0.049
irish	feat_val	0.948	0.988 ± 0.009	0.972 ± 0.023	0.991 ± 0.008	0.983 ± 0.011	0.990 ± 0.007	0.992	0.994 ± 0.007	0.996 ± 0.006	0.994 ± 0.009	0.991 ± 0.011	0.998 ± 0.002	0.922 ± 0.001	0.979 ± 0.023	0.983 ± 0.015	0.977 ± 0.008	0.986 ± 0.009	0.986 ± 0.010
	feat_val_mask	0.666	0.961 ± 0.047	0.969 ± 0.027	0.991 ± 0.007	0.989 ± 0.009	0.997 ± 0.004	0.850	0.996 ± 0.006	0.995 ± 0.005	0.997 ± 0.005	0.995 ± 0.006	1.000	0.967 ± 0.002	0.991 ± 0.011	0.990 ± 0.009	0.993 ± 0.006	0.993 ± 0.004	0.995 ± 0.005
	html	0.979	0.967 ± 0.022	0.960 ± 0.032	0.983 ± 0.023	0.983 ± 0.013	0.985 ± 0.009	0.987	0.996 ± 0.007	0.989 ± 0.024	0.995 ± 0.008	0.993 ± 0.007	0.998 ± 0.002	0.977 ± 0.002	0.983 ± 0.013	0.979 ± 0.006	0.977 ± 0.009	0.984 ± 0.013	0.985 ± 0.005
	markdown	0.998	0.971 ± 0.020	0.982 ± 0.023	0.975 ± 0.036	0.981 ± 0.008	0.972 ± 0.020	0.988	0.998 ± 0.003	0.997 ± 0.004	0.993 ± 0.013	0.992 ± 0.006	0.998 ± 0.002	0.974 ± 0.001	0.973 ± 0.021	0.987 ± 0.010	0.982 ± 0.019	0.977 ± 0.016	0.976 ± 0.010
	markdown_mask	0.950	0.930 ± 0.042	0.956 ± 0.050	0.965 ± 0.029	0.967 ± 0.021	0.971 ± 0.020	0.977	0.998 ± 0.003	0.997 ± 0.007	0.994 ± 0.034	0.994 ± 0.004	1.000	0.939 ± 0.003	0.982 ± 0.013	0.978 ± 0.021	0.987 ± 0.018	0.982 ± 0.011	0.984 ± 0.011
student_famsup_ls_qwen	feat_val	0.690 ± 0.001	0.750 ± 0.051	0.763 ± 0.062	0.743 ± 0.042	0.778 ± 0.038	0.778 ± 0.018	0.749	0.801 ± 0.030	0.825 ± 0.021	0.836 ± 0.020	0.821 ± 0.020	0.821 ± 0.025	-	-	-	-	-	-
	feat_val_mask	0.580	0.702 ± 0.021	0.686 ± 0.037	0.703 ± 0.020	0.679 ± 0.032	0.715 ± 0.024	0.628	0.710 ± 0.013	0.692 ± 0.014	0.726 ± 0.011	0.705 ± 0.009	0.705 ± 0.037	-	-	-	-	-	-
	html	0.573 ± 0.001	0.689 ± 0.030	0.703 ± 0.037	0.784 ± 0.028	0.717 ± 0.024	0.737 ± 0.017	0.738	0.689 ± 0.013	0.715 ± 0.037	0.738 ± 0.012	0.700 ± 0.016	0.712 ± 0.020	-	-	-	-	-	-
	markdown	0.672	0.645 ± 0.026	0.676 ± 0.043	0.695 ± 0.042	0.667 ± 0.016	0.697 ± 0.027	0.761	0.695 ± 0.043	0.740 ± 0.049	0.758 ± 0.015	0.749 ± 0.019	0.710 ± 0.009	-	-	-	-	-	-
	markdown_mask	0.722 ± 0.003	0.673 ± 0.025	0.675 ± 0.030	0.696 ± 0.025	0.703 ± 0.015	0.719 ± 0.032	0.576	0.660 ± 0.026	0.703 ± 0.027	0.723 ± 0.032	0.710 ± 0.019	0.720 ± 0.022	-	-	-	-	-	-
tae_ls_qwen	feat_val	0.500	0.754 ± 0.028	0.767 ± 0.037	0.755 ± 0.030	0.772 ± 0.026	0.785 ± 0.022	0.613	0.768 ± 0.055	0.766 ± 0.036	0.772 ± 0.046	0.789 ± 0.032	0.783 ± 0.014	-	-	-	-	-	-
	feat_val_mask	0.528	0.647 ± 0.046	0.699 ± 0.020	0.701 ± 0.041	0.687 ± 0.041	0.738 ± 0.033	0.576	0.696 ± 0.036	0.676 ± 0.046	0.684 ± 0.040	0.696 ± 0.063	0.750 ± 0.035	-	-	-	-	-	-
	html	0.591	0.727 ± 0.016	0.748 ± 0.025	0.733 ± 0.027	0.729 ± 0.020	0.731 ± 0.013	0.639	0.735 ± 0.014	0.722 ± 0.021	0.722 ± 0.024	0.713 ± 0.004	0.715 ± 0.007	-	-	-	-	-	-
	markdown	0.575	0.710 ± 0.019	0.719 ± 0.013	0.725 ± 0.018	0.724 ± 0.007	0.726 ± 0.013	0.654	0.727 ± 0.017	0.720 ± 0.023	0.723 ± 0.021	0.724 ± 0.011	0.717 ± 0.008	-	-	-	-	-	-
	markdown_mask	0.579	0.635 ± 0.077	0.681 ± 0.085	0.736 ± 0.011	0.733 ± 0.042	0.750 ± 0.011	0.537	0.686 ± 0.097	0.715 ± 0.059	0.748 ± 0.022	0.731 ± 0.035	0.762 ± 0.033	-	-	-	-	-	-
irish_ls_qwen	feat_val	0.628	0.775 ± 0.044	0.774 ± 0.049	0.791 ± 0.042	0.809 ± 0.033	0.831 ± 0.023	0.633	0.766 ± 0.018	0.798 ± 0.026	0.814 ± 0.030	0.821 ± 0.014	0.839 ± 0.009	-	-	-	-	-	-
	feat_val_mask	0.570	0.709 ± 0.061	0.696 ± 0.063	0.746 ± 0.038	0.740 ± 0.037	0.746 ± 0.029	0.536	0.739 ± 0.028	0.755 ± 0.055	0.769 ± 0.037	0.783 ± 0.059	0.804 ± 0.019	-	-	-	-	-	-
	html	0.659 ± 0.003	0.690 ± 0.069	0.728 ± 0.053	0.715 ± 0.060	0.734 ± 0.017	0.727 ± 0.040	0.657	0.754 ± 0.073	0.792 ± 0.037	0.793 ± 0.020	0.782 ± 0.036	0.791 ± 0.026	-	-	-	-	-	-
	markdown	0.588	0.714 ± 0.052	0.721 ± 0.052	0.745 ± 0.076	0.728 ± 0.063	0.757 ± 0.060	0.526	0.754 ± 0.059	0.780 ± 0.033	0.773 ± 0.055	0.777 ± 0.036	0.813 ± 0.030	-	-	-	-	-	-
	markdown_mask	0.555 ± 0.001	0.665 ± 0.044	0.683 ± 0.045	0.691 ± 0.012	0.698 ± 0.020	0.703 ± 0.054	0.515	0.704 ± 0.019	0.712 ± 0.068	0.701 ± 0.054	0.659 ± 0.050	0.712 ± 0.030	-	-	-	-	-	-
student_famsup_ls_gpt	feat_val	-	-	-	-	-	-	-	-	-	-	-	-	0.674 ± 0.003	0.779 ± 0.026	0.723 ± 0.057	0.743 ± 0.037	0.719 ± 0.042	0.738 ± 0.036
	feat_val_mask	-	-	-	-	-	-	-	-	-	-	-	-	0.518 ± 0.006	0.641 ± 0.009	0.621 ± 0.023	0.657 ± 0.029	0.658 ± 0.049	0.631 ± 0.020
	html	-	-	-	-	-	-	-	-	-	-	-	-	0.730 ± 0.004	0.680 ± 0.031	0.663 ± 0.020	0.718 ± 0.034	0.733 ± 0.022	0.734 ± 0.016
	markdown	-	-	-	-	-	-	-	-	-	-	-	-	0.758 ± 0.003	0.728 ± 0.067	0.673 ± 0.034	0.700 ± 0.025	0.703 ± 0.032	0.699 ± 0.018
	markdown_mask	-	-	-	-	-	-	-	-	-	-	-	-	0.574 ± 0.005	0.675 ± 0.021	0.629 ± 0.010	0.640 ± 0.017	0.640 ± 0.019	0.624 ± 0.010
tae_ls_gpt	feat_val	-	-	-	-	-	-	-	-	-	-	-	-	0.762 ± 0.004	0.734 ± 0.047	0.748 ± 0.016	0.741 ± 0.030	0.747 ± 0.017	0.741 ± 0.017
	feat_val_mask	-	-	-	-	-	-	-	-	-	-	-	-	0.784 ± 0.015	0.731 ± 0.033	0.709 ± 0.027	0.729 ± 0.015	0.719 ± 0.034	0.723 ± 0.019
	html	-	-	-	-	-	-	-	-	-	-	-	-	0.671 ± 0.005	0.708 ± 0.010	0.705 ± 0.016	0.731 ± 0.026	0.726 ± 0.016	0.734 ± 0.017
	markdown	-	-	-	-	-	-	-	-	-	-	-	-	0.716 ± 0.004	0.752 ± 0.031	0.731 ± 0.011	0.766 ± 0.010	0.741 ± 0.018	0.749 ± 0.012
	markdown_mask	-	-	-	-	-	-	-	-	-	-	-	-	0.712 ± 0.005	0.732 ± 0.022	0.764 ± 0.046	0.782 ± 0.033	0.771 ± 0.040	0.779 ± 0.018
irish_ls_gpt	feat_val	-	-	-	-	-	-	-	-	-	-	-	-	0.707 ± 0.005	0.751 ± 0.053	0.749 ± 0.036	0.727 ± 0.034	0.730 ± 0.039	0.728 ± 0.026
	feat_val_mask	-	-	-	-	-	-	-	-	-	-	-	-	0.583 ± 0.013	0.676 ± 0.028	0.679 ± 0.066	0.681 ± 0.051	0.669 ± 0.058	0.651 ± 0.034
	html	-	-	-	-	-	-	-	-	-	-	-	-	0.625 ± 0.007	0.677 ± 0.024	0.665 ± 0.025			

Dataset	Serialization	Models																	
		Qwen3-8B						Qwen3-14B						GPT-4o-mini					
		shot 0	shot 4	shot 8	shot 16	shot 32	shot 64	shot 0	shot 4	shot 8	shot 16	shot 32	shot 64	shot 0	shot 4	shot 8	shot 16	shot 32	shot 64
bank_credit_scoring	feat_val	0.529 ± 0.001	0.697 ± 0.054	0.754 ± 0.028	0.769 ± 0.044	0.799 ± 0.041	0.821 ± 0.011	0.712	0.767 ± 0.053	0.804 ± 0.015	0.819 ± 0.025	0.817 ± 0.032	0.801 ± 0.012	0.707 ± 0.004	0.693 ± 0.045	0.719 ± 0.045	0.713 ± 0.043	0.721 ± 0.029	0.724 ± 0.033
	feat_val_mask	0.524	0.604 ± 0.039	0.614 ± 0.035	0.642 ± 0.039	0.657 ± 0.038	0.675 ± 0.039	0.598	0.648 ± 0.034	0.653 ± 0.023	0.654 ± 0.053	0.686 ± 0.041	0.686 ± 0.042	0.617 ± 0.005	0.606 ± 0.031	0.624 ± 0.061	0.639 ± 0.016	0.668 ± 0.027	0.623 ± 0.027
	html	0.510	0.644 ± 0.042	0.677 ± 0.023	0.663 ± 0.018	0.671 ± 0.027	0.645 ± 0.016	0.611	0.604 ± 0.028	0.603 ± 0.066	0.621 ± 0.035	0.609 ± 0.113	0.610 ± 0.019	0.558 ± 0.012	0.572 ± 0.032	0.584 ± 0.017	0.607 ± 0.019	0.597 ± 0.024	0.599 ± 0.016
	markdown	0.513 ± 0.001	0.631 ± 0.069	0.606 ± 0.044	0.652 ± 0.061	0.673 ± 0.020	0.651 ± 0.022	0.553	0.638 ± 0.042	0.615 ± 0.088	0.632 ± 0.025	0.647 ± 0.025	0.652 ± 0.030	0.631 ± 0.010	0.578 ± 0.020	0.593 ± 0.033	0.593 ± 0.024	0.588 ± 0.022	0.588 ± 0.011
	markdown_mask	0.542 ± 0.020	0.561 ± 0.031	0.595 ± 0.023	0.581 ± 0.068	0.622 ± 0.039	0.627 ± 0.018	0.540	0.667 ± 0.047	0.624 ± 0.086	0.656 ± 0.067	0.674 ± 0.039	0.687 ± 0.041	0.602 ± 0.009	0.600 ± 0.037	0.600 ± 0.033	0.584 ± 0.028	0.585 ± 0.011	0.605 ± 0.013
audit	feat_val	0.967	0.994 ± 0.005	0.992 ± 0.003	0.997 ± 0.004	0.999 ± 0.001	0.998 ± 0.002	0.960	0.995 ± 0.003	0.997 ± 0.002	0.998 ± 0.002	0.998 ± 0.001	0.998 ± 0.001	0.747 ± 0.010	0.995 ± 0.003	0.996 ± 0.002	0.998 ± 0.003	0.998 ± 0.001	0.998 ± 0.001
	feat_val_mask	0.682	0.989 ± 0.008	0.988 ± 0.003	0.988 ± 0.004	0.989 ± 0.007	0.989 ± 0.005	0.880	0.987 ± 0.011	0.997 ± 0.001	0.998 ± 0.001	0.999 ± 0.001	1.000	0.843 ± 0.018	0.989 ± 0.006	0.988 ± 0.005	0.995 ± 0.003	0.997 ± 0.002	0.995 ± 0.003
	html	0.729 ± 0.001	0.968 ± 0.011	0.972 ± 0.007	0.980 ± 0.009	0.985 ± 0.010	0.985 ± 0.008	0.979	0.974 ± 0.037	0.955 ± 0.025	0.970 ± 0.004	0.975 ± 0.005	0.978 ± 0.011	0.726 ± 0.005	0.938 ± 0.035	0.922 ± 0.031	0.930 ± 0.036	0.941 ± 0.011	0.940 ± 0.022
	markdown	0.900	0.986 ± 0.009	0.981 ± 0.007	0.977 ± 0.014	0.980 ± 0.007	0.984 ± 0.010	0.960	0.910 ± 0.123	0.954 ± 0.022	0.969 ± 0.012	0.978 ± 0.006	0.971 ± 0.005	0.783 ± 0.013	0.944 ± 0.012	0.956 ± 0.012	0.966 ± 0.007	0.969 ± 0.008	0.972 ± 0.008
	markdown_mask	0.906	0.920 ± 0.048	0.946 ± 0.026	0.946 ± 0.014	0.952 ± 0.006	0.945 ± 0.017	0.523	0.955 ± 0.020	0.950 ± 0.035	0.977 ± 0.008	0.987 ± 0.007	0.985 ± 0.006	0.597 ± 0.020	0.908 ± 0.038	0.944 ± 0.019	0.961 ± 0.009	0.970 ± 0.009	0.966 ± 0.009
fraud	feat_val	0.626	0.761 ± 0.038	0.777 ± 0.041	0.813 ± 0.028	0.818 ± 0.021	0.845 ± 0.012	0.765	0.800 ± 0.026	0.843 ± 0.032	0.834 ± 0.019	0.837 ± 0.019	0.848 ± 0.018	0.725 ± 0.031	0.828 ± 0.035	0.833 ± 0.031	0.848 ± 0.025	0.873 ± 0.027	0.882 ± 0.011
	feat_val_mask	0.563	0.599 ± 0.058	0.698 ± 0.046	0.756 ± 0.064	0.804 ± 0.030	0.816 ± 0.021	0.651	0.741 ± 0.022	0.766 ± 0.041	0.763 ± 0.068	0.783 ± 0.053	0.763 ± 0.036	0.527 ± 0.007	0.637 ± 0.031	0.691 ± 0.075	0.713 ± 0.058	0.735 ± 0.021	0.802 ± 0.020
	html	0.607	0.769 ± 0.045	0.778 ± 0.063	0.806 ± 0.030	0.782 ± 0.032	0.824 ± 0.025	0.661	0.832 ± 0.029	0.829 ± 0.053	0.850 ± 0.009	0.830 ± 0.028	0.867 ± 0.023	0.695 ± 0.013	0.814 ± 0.022	0.814 ± 0.024	0.830 ± 0.020	0.817 ± 0.022	0.856 ± 0.014
	markdown	0.581 ± 0.003	0.734 ± 0.059	0.781 ± 0.057	0.792 ± 0.041	0.793 ± 0.024	0.827 ± 0.040	0.622	0.796 ± 0.040	0.820 ± 0.033	0.812 ± 0.043	0.807 ± 0.025	0.828 ± 0.024	0.644 ± 0.013	0.836 ± 0.019	0.825 ± 0.019	0.837 ± 0.030	0.819 ± 0.037	0.847 ± 0.033
	markdown_mask	0.506 ± 0.006	0.723 ± 0.063	0.757 ± 0.073	0.789 ± 0.034	0.819 ± 0.043	0.840 ± 0.030	0.702	0.827 ± 0.032	0.838 ± 0.023	0.848 ± 0.016	0.821 ± 0.043	0.836 ± 0.010	0.523 ± 0.016	0.786 ± 0.037	0.807 ± 0.027	0.809 ± 0.050	0.805 ± 0.042	0.841 ± 0.016
credit	feat_val	0.519 ± 0.001	0.543 ± 0.028	0.578 ± 0.045	0.564 ± 0.038	0.600 ± 0.039	0.620 ± 0.048	0.520	0.538 ± 0.028	0.551 ± 0.035	0.575 ± 0.049	0.588 ± 0.058	0.625 ± 0.018	0.627 ± 0.004	0.561 ± 0.017	0.575 ± 0.019	0.555 ± 0.030	0.527 ± 0.017	0.518 ± 0.034
	feat_val_mask	0.574 ± 0.003	0.552 ± 0.039	0.559 ± 0.045	0.611 ± 0.036	0.632 ± 0.046	0.634 ± 0.020	0.593	0.538 ± 0.017	0.533 ± 0.026	0.557 ± 0.053	0.559 ± 0.053	0.585 ± 0.031	0.644 ± 0.004	0.578 ± 0.038	0.586 ± 0.028	0.570 ± 0.036	0.532 ± 0.009	0.563 ± 0.045
	html	0.524 ± 0.003	0.566 ± 0.031	0.563 ± 0.020	0.552 ± 0.049	0.563 ± 0.041	0.570 ± 0.015	0.544	0.521 ± 0.011	0.521 ± 0.015	0.527 ± 0.022	0.531 ± 0.035	0.546 ± 0.074	0.625 ± 0.004	0.594 ± 0.021	0.576 ± 0.018	0.587 ± 0.020	0.589 ± 0.021	0.562 ± 0.027
	markdown	0.572 ± 0.003	0.524 ± 0.026	0.527 ± 0.023	0.531 ± 0.012	0.553 ± 0.045	0.572 ± 0.030	0.571	0.538 ± 0.031	0.533 ± 0.021	0.535 ± 0.021	0.513 ± 0.012	0.548 ± 0.041	0.597 ± 0.002	0.568 ± 0.020	0.564 ± 0.014	0.553 ± 0.028	0.540 ± 0.029	0.539 ± 0.022
	markdown_mask	0.603 ± 0.001	0.552 ± 0.017	0.537 ± 0.035	0.557 ± 0.035	0.540 ± 0.039	0.551 ± 0.035	0.605	0.563 ± 0.039	0.516 ± 0.032	0.530 ± 0.031	0.529 ± 0.019	0.519 ± 0.006	0.601 ± 0.007	0.608 ± 0.038	0.617 ± 0.024	0.586 ± 0.048	0.564 ± 0.038	0.536 ± 0.028
audit_ls_qwen	feat_val	0.699	0.747 ± 0.053	0.765 ± 0.061	0.748 ± 0.060	0.749 ± 0.040	0.806 ± 0.008	0.628	0.700 ± 0.036	0.658 ± 0.032	0.679 ± 0.031	0.609 ± 0.042	0.653 ± 0.032	-	-	-	-	-	-
	feat_val_mask	0.656	0.520 ± 0.013	0.533 ± 0.024	0.536 ± 0.027	0.540 ± 0.017	0.539 ± 0.030	0.524	0.525 ± 0.036	0.523 ± 0.016	0.524 ± 0.010	0.523 ± 0.016	0.538 ± 0.028	-	-	-	-	-	-
	html	0.516	0.616 ± 0.035	0.595 ± 0.021	0.640 ± 0.039	0.572 ± 0.026	0.542 ± 0.030	0.587	0.638 ± 0.025	0.630 ± 0.066	0.660 ± 0.018	0.641 ± 0.036	0.636 ± 0.018	-	-	-	-	-	-
	markdown	0.584 ± 0.001	0.581 ± 0.036	0.601 ± 0.033	0.649 ± 0.032	0.578 ± 0.026	0.581 ± 0.031	0.545	0.624 ± 0.030	0.635 ± 0.048	0.611 ± 0.046	0.606 ± 0.039	0.631 ± 0.016	-	-	-	-	-	-
	markdown_mask	0.535	0.623 ± 0.045	0.589 ± 0.036	0.564 ± 0.036	0.531 ± 0.027	0.538 ± 0.022	0.526	0.522 ± 0.015	0.528 ± 0.008	0.520 ± 0.011	0.521 ± 0.012	0.516 ± 0.005	-	-	-	-	-	-
fraud_ls_qwen	feat_val	0.761	0.826 ± 0.054	0.933 ± 0.026	0.899 ± 0.035	0.874 ± 0.028	0.826 ± 0.025	0.599	0.781 ± 0.097	0.878 ± 0.051	0.896 ± 0.025	0.923 ± 0.015	0.909 ± 0.017	-	-	-	-	-	-
	feat_val_mask	0.713 ± 0.002	0.649 ± 0.100	0.780 ± 0.028	0.729 ± 0.069	0.775 ± 0.081	0.750 ± 0.017	0.515	0.786 ± 0.040	0.863 ± 0.067	0.907 ± 0.046	0.912 ± 0.029	0.863 ± 0.039	-	-	-	-	-	-
	html	0.782 ± 0.002	0.872 ± 0.032	0.878 ± 0.022	0.857 ± 0.040	0.892 ± 0.033	0.820 ± 0.018	0.648	0.830 ± 0.045	0.863 ± 0.036	0.884 ± 0.017	0.932 ± 0.045	0.921 ± 0.053	-	-	-	-	-	-
	markdown	0.601 ± 0.007	0.648 ± 0.051	0.657 ± 0.037	0.695 ± 0.030	0.680 ± 0.036	0.679 ± 0.024	0.594	0.810 ± 0.058	0.784 ± 0.051	0.836 ± 0.055	0.905 ± 0.029	0.860 ± 0.064	-	-	-	-	-	-
	markdown_mask	0.505 ± 0.003	0.586 ± 0.028	0.568 ± 0.017	0.574 ± 0.040	0.582 ± 0.026	0.564 ± 0.027	0.530	0.617 ± 0.035	0.605 ± 0.045	0.596 ± 0.033	0.569 ± 0.032	0.549 ± 0.017	-	-	-	-	-	-
credit_ls_qwen	feat_val	0.627 ± 0.001	0.631 ± 0.013	0.664 ± 0.013	0.638 ± 0.016	0.638 ± 0.037	0.650 ± 0.007	0.610	0.655 ± 0.010	0.657 ± 0.018	0.657 ± 0.023	0.647 ± 0.015	0.632 ± 0.007	-	-	-	-	-	-
	feat_val_mask	0.551 ± 0.002	0.557 ± 0.036	0.555 ± 0.031	0.532 ± 0.041	0.535 ± 0.011	0.529 ± 0.015	0.536	0.539 ± 0.034	0.547 ± 0.033	0.533 ± 0.029	0.556 ± 0.033	0.584 ± 0.023	-	-	-	-	-	-
	html	0.587 ± 0.007	0.792 ± 0.021	0.768 ± 0.043	0.811 ± 0.061	0.817 ± 0.018	0.801 ± 0.065	0.686	0.757 ± 0.029	0.730 ± 0.066	0.771 ± 0.034	0.771 ± 0.028	0.770 ± 0.031	-	-	-	-	-	-
	markdown	0.667 ± 0.002	0.850 ± 0.017	0.839 ± 0.040	0.857 ± 0.029	0.861 ± 0.023	0.858 ± 0.036	0.748	0.698 ± 0.067	0.681 ± 0.092	0.690 ± 0.048	0.695 ± 0.024	0.696 ± 0.017	-	-	-	-	-	-
	markdown_mask	0.501	0.657 ± 0.048	0.627 ± 0.099	0.571 ± 0.028	0.585 ± 0.052	0.651 ± 0.084	0.524	0.649 ± 0.031	0.684 ± 0.097	0.678 ± 0.043	0.711 ± 0.040	0.723 ± 0.040	-	-	-	-	-	-
audit_ls_gpt	feat_val	-	-	-	-	-	-	-	-	-	-	-	-	0.943 ± 0.003	0.929 ± 0.023	0.920 ± 0.019	0.908 ± 0.038	0.910 ± 0.017	0.888 ± 0.022
	feat_val_mask	-	-	-	-	-	-	-	-	-	-	-	-	0.537 ± 0.007	0.572 ± 0.049	0.564 ± 0.027	0.568 ± 0.055	0.562 ± 0.054	0.567 ± 0.038
	html	-	-	-	-	-	-	-	-	-	-	-	-	0.674 ± 0.016	0.813 ± 0.095	0.812 ± 0.092	0.776 ± 0.042	0.753 ± 0.090	0.685 ± 0.074
	markdown	-	-	-	-	-	-	-	-	-	-	-	-	0.698 ± 0.008	0.861 ± 0.060	0.886 ± 0.058	0.808 ± 0.056	0.854 ± 0.022	0.792 ± 0.056
	markdown_mask	-	-	-	-	-	-	-	-	-	-	-	-	0.557 ± 0.013	0.605 ± 0.061	0.586 ± 0.051	0.615 ± 0.061	0.631 ± 0.020	0.622 ± 0.026
fraud_ls_gpt	feat_val	-	-	-	-	-	-	-	-	-	-	-	-	0.725 ± 0.006	0.761 ± 0.019	0.781 ± 0.024	0.793 ± 0.024	0.815 ± 0.020	0.841 ± 0.017
	feat_val_mask	-	-	-	-	-	-	-	-	-	-	-	-	0.713 ± 0.013	0.812 ± 0.054	0.813 ± 0.052	0.802 ± 0.026	0.812 ± 0.037	0.820 ± 0.039
	html	-	-	-	-	-	-	-	-	-	-	-	-	0.733 ± 0.004	0.768 ± 0.042	0.767 ± 0.022	0.779 ± 0.015	0.791 ± 0.023	0.817 ± 0.015
	markdown	-	-	-	-	-	-	-	-	-	-	-	-	0.709 ± 0.003	0.791 ± 0.033	0.782 ± 0.032	0.805 ± 0.034	0.793 ± 0.023	0.801 ± 0.012
	markdown_mask	-	-	-	-	-	-	-	-	-	-	-	-	0.722 ± 0.005	0.771 ± 0.030	0.776 ± 0.036	0.797 ± 0.040	0.815 ± 0.024	0.811 ± 0.029
credit_ls_gpt	feat_val	-	-	-	-	-	-	-	-	-	-	-	-	0.846 ± 0.010	0.917 ± 0.026	0.935 ± 0.008	0.938 ± 0.008	0.939 ± 0.004	0.938 ± 0.005
	feat_val_mask	-	-	-	-	-	-	-	-	-	-	-	-	0.515 ± 0.009	0.545 ± 0.030	0.563 ± 0.032	0.554 ± 0.045	0.532 ± 0.034	0.549 ± 0.049

Dataset	Serialization	Models																	
		Qwen3-8B						Qwen3-14B						GPT-4o-mini					
		shot 0	shot 4	shot 8	shot 16	shot 32	shot 64	shot 0	shot 4	shot 8	shot 16	shot 32	shot 64	shot 0	shot 4	shot 8	shot 16	shot 32	shot 64
postpartum	feat_val	0.753 ± 0.001	0.746 ± 0.036	0.733 ± 0.034	0.730 ± 0.027	0.740 ± 0.025	0.750 ± 0.024	0.561	0.754 ± 0.055	0.781 ± 0.019	0.807 ± 0.015	0.803 ± 0.016	0.791 ± 0.017	0.527 ± 0.009	0.737 ± 0.035	0.747 ± 0.034	0.758 ± 0.039	0.787 ± 0.019	0.787 ± 0.019
	feat_val_mask	0.641	0.628 ± 0.027	0.641 ± 0.018	0.617 ± 0.021	0.650 ± 0.034	0.667 ± 0.028	0.484	0.722 ± 0.020	0.711 ± 0.043	0.719 ± 0.028	0.705 ± 0.026	0.674 ± 0.016	0.663 ± 0.016	0.674 ± 0.042	0.681 ± 0.052	0.710 ± 0.030	0.704 ± 0.022	0.784 ± 0.022
	html	0.654 ± 0.006	0.596 ± 0.042	0.601 ± 0.060	0.598 ± 0.023	0.628 ± 0.023	0.609 ± 0.013	0.632	0.652 ± 0.044	0.642 ± 0.047	0.675 ± 0.023	0.643 ± 0.019	0.635 ± 0.021	0.656 ± 0.005	0.660 ± 0.025	0.640 ± 0.023	0.647 ± 0.019	0.649 ± 0.026	0.649 ± 0.026
	markdown	0.670 ± 0.005	0.608 ± 0.027	0.622 ± 0.050	0.608 ± 0.013	0.616 ± 0.021	0.592 ± 0.029	0.699	0.614 ± 0.034	0.615 ± 0.051	0.613 ± 0.032	0.615 ± 0.025	0.612 ± 0.027	0.624 ± 0.011	0.666 ± 0.034	0.661 ± 0.024	0.670 ± 0.027	0.673 ± 0.028	0.673 ± 0.028
	markdown_mask	0.579 ± 0.003	0.621 ± 0.044	0.647 ± 0.023	0.657 ± 0.047	0.616 ± 0.030	0.647 ± 0.040	0.675	0.626 ± 0.044	0.617 ± 0.019	0.643 ± 0.052	0.632 ± 0.032	0.618 ± 0.031	0.570 ± 0.006	0.633 ± 0.038	0.628 ± 0.022	0.641 ± 0.040	0.644 ± 0.037	0.644 ± 0.037
cancer	feat_val	0.964	0.985 ± 0.006	0.989 ± 0.002	0.988 ± 0.003	0.988 ± 0.003	0.989 ± 0.001	0.992	0.993 ± 0.004	0.994 ± 0.002	0.993 ± 0.003	0.994 ± 0.002	0.994 ± 0.002	0.989 ± 0.001	0.992 ± 0.001	0.989 ± 0.004	0.987 ± 0.009	0.988 ± 0.002	0.989 ± 0.002
	feat_val_mask	0.704	0.989 ± 0.002	0.992 ± 0.002	0.992 ± 0.006	0.992 ± 0.003	0.995 ± 0.001	0.938	0.996 ± 0.001	0.992 ± 0.003	0.992 ± 0.002	0.995 ± 0.002	0.995 ± 0.001	0.963 ± 0.003	0.993 ± 0.003	0.992 ± 0.002	0.992 ± 0.001	0.992 ± 0.002	0.991 ± 0.001
	html	0.970	0.991 ± 0.002	0.993 ± 0.001	0.993 ± 0.003	0.995 ± 0.001	0.994 ± 0.001	0.987	0.993 ± 0.003	0.994 ± 0.002	0.994 ± 0.003	0.995 ± 0.002	0.996 ± 0.001	0.981 ± 0.001	0.992 ± 0.002	0.993 ± 0.001	0.992 ± 0.002	0.991 ± 0.003	0.992 ± 0.001
	markdown	0.966	0.990 ± 0.002	0.993 ± 0.002	0.994 ± 0.002	0.995 ± 0.002	0.993 ± 0.003	0.990	0.993 ± 0.005	0.994 ± 0.002	0.995 ± 0.003	0.996 ± 0.001	0.997	0.989 ± 0.001	0.988 ± 0.005	0.989 ± 0.002	0.987 ± 0.002	0.986 ± 0.003	0.988
	markdown_mask	0.896	0.989 ± 0.008	0.994 ± 0.002	0.990 ± 0.003	0.994 ± 0.002	0.994 ± 0.003	0.982	0.995 ± 0.003	0.995 ± 0.003	0.995 ± 0.004	0.996 ± 0.001	0.997	0.857 ± 0.005	0.992 ± 0.002	0.994 ± 0.001	0.992 ± 0.002	0.993 ± 0.002	0.993 ± 0.001
transfusion	feat_val	0.715 ± 0.002	0.665 ± 0.022	0.638 ± 0.051	0.620 ± 0.039	0.660 ± 0.043	0.630 ± 0.024	0.713	0.655 ± 0.026	0.645 ± 0.049	0.617 ± 0.036	0.646 ± 0.041	0.622 ± 0.045	0.657 ± 0.005	0.664 ± 0.038	0.658 ± 0.060	0.662 ± 0.026	0.670 ± 0.042	0.646 ± 0.026
	feat_val_mask	0.738 ± 0.003	0.614 ± 0.039	0.635 ± 0.046	0.609 ± 0.044	0.642 ± 0.038	0.609 ± 0.055	0.997	0.639 ± 0.024	0.653 ± 0.050	0.608 ± 0.042	0.620 ± 0.039	0.595 ± 0.049	0.552 ± 0.011	0.550 ± 0.046	0.567 ± 0.061	0.564 ± 0.050	0.590 ± 0.054	0.584 ± 0.033
	html	0.694 ± 0.008	0.671 ± 0.012	0.659 ± 0.043	0.631 ± 0.047	0.650 ± 0.042	0.671 ± 0.005	0.670	0.659 ± 0.020	0.660 ± 0.038	0.624 ± 0.027	0.633 ± 0.042	0.664 ± 0.025	0.662 ± 0.004	0.684 ± 0.031	0.668 ± 0.029	0.665 ± 0.030	0.660 ± 0.036	0.644 ± 0.023
	markdown	0.703 ± 0.003	0.681 ± 0.016	0.681 ± 0.042	0.677 ± 0.041	0.699 ± 0.022	0.687 ± 0.034	0.525 ± 0.001	0.654 ± 0.036	0.657 ± 0.041	0.632 ± 0.034	0.657 ± 0.025	0.637 ± 0.036	0.664 ± 0.003	0.679 ± 0.028	0.659 ± 0.032	0.647 ± 0.030	0.673 ± 0.035	0.687 ± 0.024
	markdown_mask	0.690 ± 0.007	0.642 ± 0.054	0.628 ± 0.049	0.607 ± 0.060	0.657 ± 0.035	0.624 ± 0.044	0.585	0.635 ± 0.019	0.635 ± 0.029	0.627 ± 0.044	0.650 ± 0.036	0.620 ± 0.037	0.550 ± 0.013	0.556 ± 0.037	0.543 ± 0.041	0.530 ± 0.021	0.580 ± 0.049	0.596 ± 0.029
diabetes	feat_val	0.759	0.803 ± 0.012	0.821 ± 0.007	0.810 ± 0.024	0.797 ± 0.030	0.808 ± 0.013	0.774	0.816 ± 0.013	0.829 ± 0.006	0.835 ± 0.018	0.832 ± 0.008	0.844 ± 0.011	0.805 ± 0.003	0.815 ± 0.013	0.813 ± 0.013	0.812 ± 0.014	0.816 ± 0.012	0.821 ± 0.014
	feat_val_mask	0.697	0.755 ± 0.041	0.770 ± 0.012	0.750 ± 0.028	0.733 ± 0.045	0.765 ± 0.028	0.721	0.775 ± 0.018	0.771 ± 0.020	0.779 ± 0.033	0.776 ± 0.030	0.781 ± 0.013	0.715 ± 0.002	0.782 ± 0.021	0.780 ± 0.016	0.778 ± 0.031	0.776 ± 0.023	0.786 ± 0.025
	html	0.713	0.780 ± 0.010	0.787 ± 0.019	0.782 ± 0.010	0.772 ± 0.019	0.780 ± 0.017	0.773	0.816 ± 0.012	0.809 ± 0.007	0.820 ± 0.011	0.820 ± 0.009	0.817 ± 0.007	0.803 ± 0.003	0.810 ± 0.013	0.810 ± 0.005	0.798 ± 0.011	0.793 ± 0.009	0.796 ± 0.007
	markdown	0.715	0.788 ± 0.010	0.787 ± 0.027	0.784 ± 0.028	0.778 ± 0.020	0.788 ± 0.016	0.765	0.805 ± 0.017	0.809 ± 0.019	0.811 ± 0.012	0.815 ± 0.012	0.814 ± 0.005	0.798 ± 0.002	0.799 ± 0.023	0.804 ± 0.010	0.793 ± 0.018	0.791 ± 0.019	0.793 ± 0.008
	markdown_mask	0.732	0.776 ± 0.013	0.756 ± 0.026	0.755 ± 0.026	0.748 ± 0.015	0.767 ± 0.034	0.730	0.755 ± 0.045	0.765 ± 0.031	0.758 ± 0.030	0.787 ± 0.022	0.794 ± 0.006	0.764 ± 0.001	0.813 ± 0.019	0.816 ± 0.012	0.809 ± 0.025	0.812 ± 0.010	0.803 ± 0.017
cancer_ls_qwen	feat_val	0.605	0.698 ± 0.048	0.688 ± 0.070	0.824 ± 0.024	0.814 ± 0.041	-	0.850	0.716 ± 0.046	0.716 ± 0.108	0.773 ± 0.054	0.829 ± 0.042	-	-	-	-	-	-	
	feat_val_mask	0.539	0.711 ± 0.066	0.729 ± 0.056	0.827 ± 0.029	0.804 ± 0.073	-	0.540	0.682 ± 0.038	0.744 ± 0.125	0.781 ± 0.036	0.800 ± 0.048	-	-	-	-	-	-	
	html	0.522 ± 0.012	0.809 ± 0.090	0.887 ± 0.038	0.902 ± 0.045	0.912 ± 0.009	-	0.516 ± 0.008	0.911 ± 0.068	0.922 ± 0.022	0.931 ± 0.008	0.939 ± 0.009	-	-	-	-	-	-	
	markdown	0.728 ± 0.001	0.901 ± 0.027	0.901 ± 0.033	0.924 ± 0.019	0.922 ± 0.018	-	0.698	0.895 ± 0.054	0.916 ± 0.028	0.929 ± 0.018	0.935 ± 0.008	-	-	-	-	-	-	
	markdown_mask	0.620 ± 0.006	0.913 ± 0.011	0.909 ± 0.025	0.925 ± 0.029	0.917 ± 0.014	-	0.603	0.846 ± 0.066	0.884 ± 0.023	0.921 ± 0.026	0.919 ± 0.017	-	-	-	-	-	-	
transfusion_ls_qwen	feat_val	0.633 ± 0.001	0.661 ± 0.030	0.680 ± 0.039	0.683 ± 0.040	0.698 ± 0.029	0.684 ± 0.022	0.607	0.662 ± 0.022	0.689 ± 0.050	0.688 ± 0.021	0.689 ± 0.031	0.672 ± 0.031	-	-	-	-	-	-
	feat_val_mask	0.535 ± 0.002	0.589 ± 0.015	0.531 ± 0.028	0.542 ± 0.026	0.532 ± 0.015	0.533 ± 0.043	0.527	0.541 ± 0.019	0.540 ± 0.038	0.531 ± 0.026	0.580 ± 0.043	0.584 ± 0.040	-	-	-	-	-	-
	html	0.541 ± 0.001	0.575 ± 0.025	0.604 ± 0.023	0.624 ± 0.021	0.597 ± 0.034	0.583 ± 0.011	0.557	0.581 ± 0.014	0.571 ± 0.019	0.589 ± 0.016	0.614 ± 0.010	0.617 ± 0.015	-	-	-	-	-	-
	markdown	0.534 ± 0.001	0.558 ± 0.017	0.548 ± 0.014	0.563 ± 0.033	0.590 ± 0.018	0.561 ± 0.024	0.548	0.621 ± 0.018	0.619 ± 0.029	0.614 ± 0.018	0.609 ± 0.012	0.625 ± 0.014	-	-	-	-	-	-
	markdown_mask	0.519 ± 0.023	0.529 ± 0.014	0.548 ± 0.020	0.521 ± 0.017	0.518 ± 0.012	0.542 ± 0.031	0.574	0.541 ± 0.018	0.537 ± 0.016	0.530 ± 0.025	0.535 ± 0.016	0.542 ± 0.029	-	-	-	-	-	-
diabetes_ls_qwen	feat_val	0.642	0.762 ± 0.018	0.752 ± 0.032	0.788 ± 0.045	0.788 ± 0.041	0.838 ± 0.038	0.712	0.721 ± 0.021	0.734 ± 0.044	0.729 ± 0.029	0.749 ± 0.033	0.713 ± 0.024	-	-	-	-	-	-
	feat_val_mask	0.545	0.666 ± 0.056	0.692 ± 0.033	0.728 ± 0.029	0.696 ± 0.046	0.712 ± 0.038	0.562	0.572 ± 0.043	0.611 ± 0.033	0.616 ± 0.071	0.598 ± 0.047	0.651 ± 0.048	-	-	-	-	-	-
	html	0.703	0.781 ± 0.036	0.812 ± 0.039	0.769 ± 0.046	0.757 ± 0.021	0.770 ± 0.029	0.704	0.670 ± 0.042	0.683 ± 0.011	0.687 ± 0.021	0.703 ± 0.030	0.705 ± 0.035	-	-	-	-	-	-
	markdown	0.709 ± 0.002	0.730 ± 0.024	0.748 ± 0.024	0.775 ± 0.015	0.777 ± 0.016	0.762 ± 0.018	0.686	0.709 ± 0.038	0.722 ± 0.023	0.714 ± 0.021	0.701 ± 0.034	0.687 ± 0.018	-	-	-	-	-	-
	markdown_mask	0.572 ± 0.001	0.637 ± 0.046	0.655 ± 0.037	0.635 ± 0.033	0.655 ± 0.049	0.681 ± 0.034	0.502	0.627 ± 0.036	0.647 ± 0.034	0.618 ± 0.040	0.620 ± 0.034	0.613 ± 0.014	-	-	-	-	-	-
cancer_ls_gpt	feat_val	-	-	-	-	-	-	-	-	-	-	-	-	0.716 ± 0.006	0.754 ± 0.019	0.823 ± 0.056	0.865 ± 0.023	0.801 ± 0.025	0.827 ± 0.034
	feat_val_mask	-	-	-	-	-	-	-	-	-	-	-	-	0.631 ± 0.016	0.739 ± 0.057	0.806 ± 0.016	0.833 ± 0.028	0.834 ± 0.026	0.857 ± 0.029
	html	-	-	-	-	-	-	-	-	-	-	-	-	0.738 ± 0.004	0.697 ± 0.017	0.697 ± 0.034	0.716 ± 0.008	0.717 ± 0.033	0.725 ± 0.016
	markdown	-	-	-	-	-	-	-	-	-	-	-	-	0.765 ± 0.007	0.706 ± 0.030	0.707 ± 0.035	0.727 ± 0.031	0.778 ± 0.020	0.785 ± 0.033
	markdown_mask	-	-	-	-	-	-	-	-	-	-	-	-	0.549 ± 0.024	0.695 ± 0.042	0.715 ± 0.016	0.774 ± 0.026	0.768 ± 0.017	0.752 ± 0.031
transfusion_ls_gpt	feat_val	-	-	-	-	-	-	-	-	-	-	-	-	0.708 ± 0.007	0.727 ± 0.036	0.728 ± 0.028	0.740 ± 0.021	0.733 ± 0.041	0.744 ± 0.016
	feat_val_mask	-	-	-	-	-	-	-	-	-	-	-	-	0.614 ± 0.012	0.667 ± 0.091	0.667 ± 0.072	0.683 ± 0.060	0.701 ± 0.045	0.688 ± 0.040
	html	-	-	-	-	-	-	-	-	-	-	-	-	0.724 ± 0.005	0.735 ± 0.024	0.747 ± 0.033	0.750 ± 0.020	0.735 ± 0.029	0.737 ± 0.007
	markdown	-	-	-	-	-	-	-	-	-	-	-	-	0.686 ± 0.007	0.725 ± 0.036	0.737 ± 0.028	0.734 ± 0.021	0.727 ± 0.020	0.713 ± 0.014
	markdown_mask	-	-	-	-	-	-	-	-	-	-	-	-	0.551 ± 0.008	0.649 ± 0.075	0.654 ± 0.054	0.646 ± 0.025	0.644 ± 0.037	0.615 ± 0.028
diabetes_ls_gpt	feat_val	-	-	-	-	-	-	-	-	-	-	-	-	0.675 ± 0.005	0.736 ± 0.008	0.740 ± 0.012	0.750 ± 0.007	0.749 ± 0.013	0.746 ± 0.008
	feat_val_mask	-	-	-	-	-	-	-	-	-	-	-	-	0.532 ± 0.007	0.786 ± 0.011	0.784 ± 0.008	0.803 ± 0.017	0.782 ± 0.018	0.785 ± 0.013
	html	-	-	-	-	-	-	-	-										

Dataset	Serialization	Models																	
		Queen3-8B								Queen3-14B				GPT-4o-mini					
		shot 0	shot 4	shot 8	shot 16	shot 32	shot 64	shot 0	shot 4	shot 8	shot 16	shot 32	shot 64	shot 0	shot 4	shot 8	shot 16	shot 32	shot 64
crimes_arrest	feat_val	0.590	0.590 ± 0.047	0.603 ± 0.078	0.699 ± 0.064	0.727 ± 0.061	0.772 ± 0.058	0.514	0.590 ± 0.052	0.605 ± 0.067	0.682 ± 0.058	0.715 ± 0.033	0.807 ± 0.039	0.650 ± 0.005	0.658 ± 0.060	0.672 ± 0.054	0.697 ± 0.084	0.697 ± 0.084	0.697 ± 0.084
	feat_val_mask	0.505	0.590 ± 0.063	0.612 ± 0.077	0.694 ± 0.053	0.726 ± 0.051	0.779 ± 0.039	0.552	0.584 ± 0.074	0.610 ± 0.049	0.676 ± 0.070	0.726 ± 0.044	0.779 ± 0.034	0.697 ± 0.009	0.639 ± 0.040	0.658 ± 0.063	0.687 ± 0.061	0.687 ± 0.061	0.687 ± 0.061
	html	0.618	0.576 ± 0.041	0.592 ± 0.079	0.677 ± 0.046	0.718 ± 0.067	0.738 ± 0.046	0.501	0.559 ± 0.062	0.600 ± 0.058	0.655 ± 0.064	0.702 ± 0.039	0.764 ± 0.022	0.684 ± 0.007	0.648 ± 0.037	0.668 ± 0.035	0.683 ± 0.042	0.683 ± 0.042	0.683 ± 0.042
	markdown	0.515	0.596 ± 0.060	0.592 ± 0.091	0.678 ± 0.035	0.679 ± 0.017	0.722 ± 0.020	0.548	0.593 ± 0.049	0.596 ± 0.056	0.652 ± 0.082	0.701 ± 0.061	0.748 ± 0.042	0.631 ± 0.006	0.612 ± 0.029	0.654 ± 0.049	0.660 ± 0.066	0.660 ± 0.066	0.660 ± 0.066
	markdown_mask	0.690 ± 0.002	0.587 ± 0.049	0.590 ± 0.077	0.665 ± 0.052	0.664 ± 0.046	0.681 ± 0.030	0.616	0.594 ± 0.075	0.609 ± 0.041	0.674 ± 0.093	0.722 ± 0.045	0.750 ± 0.054	0.659 ± 0.004	0.628 ± 0.043	0.660 ± 0.055	0.676 ± 0.041	0.676 ± 0.041	0.676 ± 0.041
san_francisco_crimes	feat_val	0.678	0.641 ± 0.096	0.757 ± 0.054	0.771 ± 0.059	0.822 ± 0.015	0.835 ± 0.021	0.755	0.712 ± 0.099	0.810 ± 0.053	0.807 ± 0.053	0.852 ± 0.015	0.882 ± 0.019	0.689 ± 0.004	0.789 ± 0.029	0.819 ± 0.041	0.844 ± 0.014	0.868 ± 0.014	0.873 ± 0.005
	feat_val_mask	0.632	0.626 ± 0.099	0.741 ± 0.094	0.756 ± 0.070	0.823 ± 0.039	0.836 ± 0.020	0.655	0.682 ± 0.081	0.775 ± 0.070	0.793 ± 0.051	0.850 ± 0.024	0.879 ± 0.012	0.696 ± 0.003	0.792 ± 0.061	0.823 ± 0.049	0.838 ± 0.029	0.855 ± 0.017	0.877 ± 0.009
	html	0.677	0.633 ± 0.067	0.746 ± 0.056	0.734 ± 0.055	0.826 ± 0.023	0.835 ± 0.025	0.740	0.711 ± 0.088	0.792 ± 0.072	0.798 ± 0.062	0.848 ± 0.028	0.842 ± 0.025	0.747 ± 0.011	0.800 ± 0.023	0.817 ± 0.037	0.834 ± 0.013	0.834 ± 0.013	0.834 ± 0.013
	markdown	0.626	0.579 ± 0.043	0.649 ± 0.024	0.696 ± 0.040	0.790 ± 0.028	0.819 ± 0.038	0.846	0.735 ± 0.077	0.779 ± 0.063	0.823 ± 0.050	0.855 ± 0.020	0.867 ± 0.030	0.738 ± 0.005	0.771 ± 0.049	0.807 ± 0.034	0.816 ± 0.026	0.848 ± 0.016	0.866 ± 0.018
	markdown_mask	0.598	0.558 ± 0.056	0.645 ± 0.034	0.668 ± 0.072	0.758 ± 0.037	0.777 ± 0.054	0.823	0.683 ± 0.082	0.761 ± 0.064	0.814 ± 0.041	0.843 ± 0.021	0.859 ± 0.030	0.659 ± 0.005	0.714 ± 0.051	0.776 ± 0.049	0.805 ± 0.044	0.840 ± 0.021	0.865 ± 0.015
compas	feat_val	0.653	0.628 ± 0.066	0.653 ± 0.047	0.673 ± 0.027	0.669 ± 0.025	0.676 ± 0.019	0.571	0.622 ± 0.062	0.606 ± 0.071	0.644 ± 0.049	0.629 ± 0.046	0.658 ± 0.032	0.672 ± 0.003	0.680 ± 0.020	0.665 ± 0.046	0.681 ± 0.009	0.669 ± 0.006	0.671 ± 0.007
	feat_val_mask	0.596	0.609 ± 0.075	0.593 ± 0.062	0.637 ± 0.043	0.609 ± 0.036	0.627 ± 0.029	0.541	0.635 ± 0.058	0.590 ± 0.048	0.656 ± 0.052	0.629 ± 0.035	0.649 ± 0.022	0.568 ± 0.006	0.630 ± 0.035	0.601 ± 0.025	0.649 ± 0.007	0.620 ± 0.020	0.651 ± 0.018
	html	0.650	0.685 ± 0.012	0.678 ± 0.011	0.673 ± 0.021	0.684 ± 0.009	0.688 ± 0.014	0.586	0.634 ± 0.070	0.658 ± 0.034	0.665 ± 0.034	0.682 ± 0.020	0.674 ± 0.022	0.705 ± 0.002	0.681 ± 0.005	0.689 ± 0.018	0.686 ± 0.019	0.678 ± 0.009	0.679 ± 0.008
	markdown	0.616	0.651 ± 0.022	0.663 ± 0.018	0.664 ± 0.023	0.688 ± 0.015	0.683 ± 0.023	0.542	0.643 ± 0.035	0.643 ± 0.039	0.652 ± 0.023	0.674 ± 0.007	0.658 ± 0.030	0.698 ± 0.001	0.684 ± 0.008	0.686 ± 0.013	0.690 ± 0.011	0.689 ± 0.010	0.690 ± 0.003
	markdown_mask	0.525	0.631 ± 0.048	0.605 ± 0.050	0.626 ± 0.016	0.651 ± 0.030	0.653 ± 0.037	0.522	0.652 ± 0.034	0.652 ± 0.044	0.649 ± 0.017	0.621 ± 0.022	0.620 ± 0.048	0.585 ± 0.002	0.606 ± 0.036	0.590 ± 0.072	0.634 ± 0.037	0.631 ± 0.031	0.653 ± 0.030
vote	feat_val	0.574	0.897 ± 0.024	0.918 ± 0.027	0.942 ± 0.027	0.947 ± 0.013	0.953 ± 0.020	0.598	0.870 ± 0.072	0.902 ± 0.041	0.923 ± 0.026	0.936 ± 0.016	0.933 ± 0.018	0.626 ± 0.026	0.842 ± 0.086	0.869 ± 0.091	0.894 ± 0.014	0.908 ± 0.018	0.919 ± 0.026
	feat_val_mask	0.686	0.835 ± 0.076	0.843 ± 0.063	0.875 ± 0.067	0.878 ± 0.040	0.892 ± 0.026	0.521	0.892 ± 0.082	0.921 ± 0.020	0.917 ± 0.046	0.929 ± 0.014	0.943 ± 0.027	0.598 ± 0.012	0.864 ± 0.097	0.822 ± 0.073	0.840 ± 0.023	0.909 ± 0.053	0.912 ± 0.041
	html	0.719 ± 0.001	0.802 ± 0.067	0.777 ± 0.130	0.794 ± 0.079	0.749 ± 0.086	0.766 ± 0.077	0.776	0.892 ± 0.035	0.783 ± 0.149	0.845 ± 0.052	0.895 ± 0.028	0.887 ± 0.031	0.669 ± 0.056	0.688 ± 1.150	0.708 ± 1.148	0.807 ± 0.074	0.803 ± 0.092	0.814 ± 0.045
	markdown	0.721	0.736 ± 0.134	0.661 ± 0.115	0.747 ± 0.040	0.770 ± 0.083	0.734 ± 0.103	0.535	0.767 ± 0.035	0.749 ± 0.148	0.860 ± 0.043	0.833 ± 0.052	0.855 ± 0.033	0.673 ± 0.019	0.705 ± 1.103	0.755 ± 1.129	0.872 ± 0.074	0.801 ± 0.180	0.915 ± 0.028
	markdown_mask	0.653	0.819 ± 0.053	0.812 ± 0.043	0.787 ± 0.043	0.803 ± 0.059	0.806 ± 0.049	0.645	0.881 ± 0.055	0.935 ± 0.041	0.923 ± 0.043	0.913 ± 0.020	0.915 ± 0.032	0.540 ± 0.018	0.738 ± 1.160	0.804 ± 1.113	0.861 ± 0.096	0.810 ± 1.150	0.905 ± 0.037
san_francisco_crimes_ls_qwen	feat_val	0.532	0.761 ± 0.017	0.749 ± 0.030	0.733 ± 0.018	0.745 ± 0.056	0.758 ± 0.041	0.511	0.644 ± 0.038	0.621 ± 0.024	0.630 ± 0.060	0.630 ± 0.038	0.649 ± 0.024	-	-	-	-	-	-
	feat_val_mask	0.508	0.534 ± 0.036	0.556 ± 0.029	0.540 ± 0.030	0.538 ± 0.017	0.567 ± 0.036	0.600	0.549 ± 0.050	0.533 ± 0.025	0.522 ± 0.016	0.535 ± 0.015	0.519 ± 0.011	-	-	-	-	-	-
	html	0.639 ± 0.001	0.802 ± 0.067	0.777 ± 0.130	0.794 ± 0.079	0.749 ± 0.086	0.766 ± 0.077	0.776	0.892 ± 0.035	0.783 ± 0.149	0.845 ± 0.052	0.895 ± 0.028	0.887 ± 0.031	0.669 ± 0.056	0.688 ± 1.150	0.708 ± 1.148	0.807 ± 0.074	0.803 ± 0.092	0.814 ± 0.045
	markdown	0.541	0.652 ± 0.032	0.673 ± 0.036	0.656 ± 0.032	0.618 ± 0.025	0.685 ± 0.040	0.612	0.634 ± 0.036	0.629 ± 0.023	0.645 ± 0.014	0.590 ± 0.049	0.618 ± 0.020	-	-	-	-	-	-
	markdown_mask	0.518 ± 0.002	0.567 ± 0.035	0.584 ± 0.046	0.559 ± 0.042	0.562 ± 0.038	0.605 ± 0.066	0.544	0.540 ± 0.034	0.548 ± 0.027	0.537 ± 0.023	0.527 ± 0.019	0.528 ± 0.019	-	-	-	-	-	-
compas_ls_qwen	feat_val	0.690	0.800 ± 0.018	0.792 ± 0.013	0.792 ± 0.020	0.774 ± 0.016	0.785 ± 0.027	0.686	0.742 ± 0.023	0.772 ± 0.019	0.770 ± 0.023	0.792 ± 0.013	0.804 ± 0.013	-	-	-	-	-	-
	feat_val_mask	0.540	0.617 ± 0.015	0.593 ± 0.057	0.608 ± 0.072	0.577 ± 0.026	0.593 ± 0.024	0.596	0.625 ± 0.027	0.634 ± 0.042	0.650 ± 0.083	0.631 ± 0.034	0.618 ± 0.026	-	-	-	-	-	-
	html	0.639 ± 0.001	0.763 ± 0.021	0.743 ± 0.038	0.727 ± 0.028	0.744 ± 0.021	0.706 ± 0.017	0.604	0.697 ± 0.104	0.700 ± 0.069	0.708 ± 0.057	0.751 ± 0.018	0.738 ± 0.010	-	-	-	-	-	-
	markdown	0.691	0.738 ± 0.021	0.739 ± 0.023	0.736 ± 0.012	0.759 ± 0.021	0.730 ± 0.025	0.577	0.649 ± 0.073	0.695 ± 0.043	0.688 ± 0.089	0.770 ± 0.037	0.785 ± 0.032	-	-	-	-	-	-
	markdown_mask	0.653	0.617 ± 0.033	0.624 ± 0.022	0.617 ± 0.039	0.625 ± 0.038	0.604 ± 0.040	0.519	0.594 ± 0.066	0.610 ± 0.009	0.632 ± 0.053	0.637 ± 0.054	0.653 ± 0.034	-	-	-	-	-	-
vote_ls_qwen	feat_val	0.557	0.552 ± 0.023	0.581 ± 0.037	0.573 ± 0.034	0.576 ± 0.019	0.603 ± 0.040	0.519	0.557 ± 0.031	0.588 ± 0.024	0.578 ± 0.021	0.605 ± 0.018	0.612 ± 0.016	-	-	-	-	-	-
	feat_val_mask	0.515	0.532 ± 0.027	0.543 ± 0.031	0.540 ± 0.029	0.575 ± 0.019	0.561 ± 0.048	0.517	0.513 ± 0.007	0.524 ± 0.010	0.541 ± 0.013	0.545 ± 0.018	0.558 ± 0.021	-	-	-	-	-	-
	html	0.558	0.532 ± 0.022	0.536 ± 0.034	0.563 ± 0.053	0.535 ± 0.014	0.539 ± 0.036	0.548	0.519 ± 0.020	0.576 ± 0.015	0.565 ± 0.018	0.590 ± 0.027	0.581 ± 0.020	-	-	-	-	-	-
	markdown	0.567 ± 0.001	0.542 ± 0.025	0.554 ± 0.023	0.557 ± 0.024	0.549 ± 0.031	0.553 ± 0.029	0.560	0.519 ± 0.008	0.582 ± 0.013	0.549 ± 0.027	0.565 ± 0.048	0.576 ± 0.047	-	-	-	-	-	-
	markdown_mask	0.532 ± 0.002	0.523 ± 0.012	0.548 ± 0.020	0.540 ± 0.021	0.540 ± 0.022	0.528 ± 0.020	0.518	0.523 ± 0.017	0.540 ± 0.009	0.540 ± 0.009	0.525 ± 0.008	0.541 ± 0.022	-	-	-	-	-	-
san_francisco_crimes_ls_gpt	feat_val	-	-	-	-	-	-	-	-	-	-	-	-	0.684 ± 0.004	0.827 ± 0.078	0.920 ± 0.062	0.977 ± 0.024	0.988 ± 0.020	0.969 ± 0.038
	feat_val_mask	-	-	-	-	-	-	-	-	-	-	-	-	0.605 ± 0.013	0.660 ± 0.030	0.749 ± 0.080	0.785 ± 0.048	0.910 ± 0.059	0.859 ± 0.057
	html	-	-	-	-	-	-	-	-	-	-	-	-	0.636 ± 0.007	0.721 ± 0.019	0.686 ± 0.038	0.681 ± 0.006	0.698 ± 0.044	0.676 ± 0.026
	markdown	-	-	-	-	-	-	-	-	-	-	-	-	0.721 ± 0.009	0.758 ± 0.024	0.717 ± 0.024	0.761 ± 0.026	0.789 ± 0.049	0.748 ± 0.018
	markdown_mask	-	-	-	-	-	-	-	-	-	-	-	-	0.730 ± 0.009	0.680 ± 0.038	0.713 ± 0.078	0.727 ± 0.039	0.785 ± 0.097	0.757 ± 0.041
compas_ls_gpt	feat_val	-	-	-	-	-	-	-	-	-	-	-	-	0.761 ± 0.007	0.790 ± 0.091	0.845 ± 0.029	0.864 ± 0.026	0.874 ± 0.016	0.867 ± 0.006
	feat_val_mask	-	-	-	-	-	-	-	-	-	-	-	-	0.672 ± 0.006	0.727 ± 0.026	0.758 ± 0.026	0.764 ± 0.028	0.779 ± 0.033	0.782 ± 0.023
	html	-	-	-	-	-	-	-	-	-	-	-	-	0.822 ± 0.010	0.802 ± 0.067	0.816 ± 0.015	0.823 ± 0.013	0.810 ± 0.017	0.803 ± 0.017
	markdown	-	-	-	-	-	-	-	-	-	-	-	-	0.782 ± 0.004	0.785 ± 0.044	0.822 ± 0.009	0.830 ± 0.028	0.822 ± 0.017	0.815 ± 0.012
	markdown_mask	-	-	-	-	-	-	-	-	-	-	-	-	0.696 ± 0.002	0.731 ± 0.029	0.776 ± 0.039	0.792 ± 0.022	0.793 ± 0.024	0.796 ± 0.025
vote_ls_gpt	feat_val	-	-	-	-	-	-	-	-	-	-	-	-	0.645 ± 0.004	0.677 ± 0.023	0.640 ± 0.084	0.679 ± 0.043	0.690 ± 0.054	0.701 ± 0.072
	feat_val_mask	-	-	-	-	-	-	-	-	-	-	-	-	0.531 ± 0.008	0.637 ± 0.045	0.669 ± 0.060	0.706 ± 0.018	0.693 ± 0.046	0.716 ± 0.016
	html	-	-	-	-														

Dataset	Serialization	Models																		
		Qwen3-8B						Qwen3-14B						GPT-4o-mini						
		shot 0	shot 4	shot 8	shot 16	shot 32	shot 64	shot 0	shot 4	shot 8	shot 16	shot 32	shot 64	shot 0	shot 4	shot 8	shot 16	shot 32	shot 64	
seismic_bumps	feat_val	0.768	0.748 ± 0.029	0.760 ± 0.017	0.751 ± 0.010	0.748 ± 0.023	0.754 ± 0.010	0.708	0.749 ± 0.026	0.763 ± 0.013	0.775 ± 0.012	0.766 ± 0.004	0.769 ± 0.025	0.755 ± 0.008	0.763 ± 0.013	0.762 ± 0.015	0.750 ± 0.011	0.729 ± 0.040	0.729 ± 0.040	0.730 ± 0.012
	feat_val_mask	0.666	0.762 ± 0.012	0.748 ± 0.031	0.754 ± 0.013	0.750 ± 0.013	0.757 ± 0.013	0.700	0.758 ± 0.018	0.753 ± 0.017	0.754 ± 0.019	0.742 ± 0.024	0.746 ± 0.021	0.718 ± 0.014	0.751 ± 0.030	0.749 ± 0.016	0.737 ± 0.016	0.728 ± 0.021	0.742 ± 0.023	0.742 ± 0.023
	html	0.708	0.759 ± 0.014	0.762 ± 0.012	0.763 ± 0.010	0.754 ± 0.018	0.741 ± 0.016	0.709	0.766 ± 0.007	0.748 ± 0.016	0.769 ± 0.007	0.751 ± 0.008	0.750 ± 0.007	0.717 ± 0.010	0.740 ± 0.023	0.753 ± 0.014	0.756 ± 0.009	0.760 ± 0.008	0.760 ± 0.008	0.745 ± 0.006
	markdown	0.740	0.729 ± 0.022	0.753 ± 0.015	0.776 ± 0.008	0.771 ± 0.010	0.772 ± 0.007	0.717	0.757 ± 0.010	0.755 ± 0.010	0.763 ± 0.015	0.743 ± 0.008	0.732 ± 0.024	0.733 ± 0.011	0.753 ± 0.023	0.755 ± 0.008	0.762 ± 0.015	0.747 ± 0.022	0.745 ± 0.011	0.745 ± 0.011
bbbp	feat_val	0.743 ± 0.001	0.740 ± 0.017	0.764 ± 0.004	0.769 ± 0.008	0.762 ± 0.012	0.760 ± 0.013	0.749	0.771 ± 0.011	0.772 ± 0.010	0.775 ± 0.010	0.772 ± 0.009	0.752 ± 0.025	0.731 ± 0.003	0.691 ± 0.043	0.691 ± 0.029	0.699 ± 0.043	0.694 ± 0.036	0.705 ± 0.028	0.705 ± 0.028
	feat_val_mask	0.663	0.635 ± 0.049	0.686 ± 0.056	0.705 ± 0.060	0.791 ± 0.019	0.828 ± 0.018	0.726	0.788 ± 0.024	0.783 ± 0.034	0.801 ± 0.033	0.792 ± 0.023	0.811 ± 0.016	0.531 ± 0.010	0.578 ± 0.052	0.547 ± 0.033	0.666 ± 0.075	0.691 ± 0.103	0.740 ± 0.019	0.740 ± 0.019
	html	0.713	0.730 ± 0.061	0.792 ± 0.010	0.781 ± 0.022	0.787 ± 0.029	0.817 ± 0.021	0.802	0.811 ± 0.021	0.813 ± 0.024	0.811 ± 0.020	0.823 ± 0.014	0.836 ± 0.013	0.717 ± 0.004	0.726 ± 0.037	0.708 ± 0.034	0.699 ± 0.048	0.696 ± 0.016	0.713 ± 0.027	0.713 ± 0.027
	markdown	0.583	0.713 ± 0.064	0.758 ± 0.018	0.782 ± 0.035	0.778 ± 0.023	0.792 ± 0.019	0.793	0.799 ± 0.046	0.825 ± 0.018	0.828 ± 0.022	0.829 ± 0.009	0.837 ± 0.029	0.726 ± 0.007	0.666 ± 0.060	0.721 ± 0.036	0.708 ± 0.035	0.705 ± 0.029	0.719 ± 0.048	0.719 ± 0.048
biodegr	feat_val	0.625 ± 0.001	0.721 ± 0.039	0.767 ± 0.026	0.771 ± 0.052	0.786 ± 0.017	0.792 ± 0.027	0.743	0.778 ± 0.021	0.804 ± 0.040	0.809 ± 0.021	0.798 ± 0.027	0.811 ± 0.040	0.630 ± 0.009	0.560 ± 0.029	0.549 ± 0.053	0.616 ± 0.100	0.613 ± 0.084	0.724 ± 0.013	0.724 ± 0.013
	feat_val_mask	0.662	0.674 ± 0.138	0.758 ± 0.137	0.772 ± 0.116	0.830 ± 0.034	0.846 ± 0.026	0.612	0.618 ± 0.086	0.758 ± 0.094	0.780 ± 0.050	0.802 ± 0.047	0.840 ± 0.015	0.513 ± 0.007	0.614 ± 0.040	0.670 ± 0.107	0.651 ± 0.120	0.702 ± 0.080	0.711 ± 0.060	0.711 ± 0.060
	html	0.566 ± 0.001	0.671 ± 0.048	0.712 ± 0.107	0.749 ± 0.080	0.801 ± 0.039	0.830 ± 0.019	0.732	0.694 ± 0.043	0.771 ± 0.053	0.774 ± 0.059	0.781 ± 0.063	0.833 ± 0.006	0.656 ± 0.014	0.561 ± 0.043	0.659 ± 0.105	0.688 ± 0.078	0.684 ± 0.076	0.730 ± 0.066	0.730 ± 0.066
	markdown	0.692	0.651 ± 0.054	0.647 ± 0.084	0.664 ± 0.090	0.619 ± 0.068	0.694 ± 0.036	0.549	0.563 ± 0.057	0.586 ± 0.044	0.569 ± 0.045	0.585 ± 0.068	0.594 ± 0.039	0.666 ± 0.011	0.684 ± 0.063	0.646 ± 0.036	0.650 ± 0.021	0.665 ± 0.040	0.624 ± 0.060	0.624 ± 0.060
seismic_bumps_ls_qwen	feat_val	0.532 ± 0.001	0.555 ± 0.063	0.692 ± 0.038	0.669 ± 0.111	0.663 ± 0.045	0.702 ± 0.035	0.537	0.595 ± 0.050	0.553 ± 0.050	0.580 ± 0.055	0.522 ± 0.019	0.574 ± 0.080	0.529 ± 0.007	0.675 ± 0.101	0.612 ± 0.051	0.618 ± 0.014	0.647 ± 0.043	0.625 ± 0.079	0.625 ± 0.079
	feat_val_mask	0.623	0.655 ± 0.109	0.743 ± 0.055	0.719 ± 0.056	0.740 ± 0.049	0.746 ± 0.041	0.557	0.725 ± 0.101	0.730 ± 0.045	0.646 ± 0.058	0.647 ± 0.048	0.613 ± 0.043	-	-	-	-	-	-	-
	html	0.624	0.575 ± 0.056	0.624 ± 0.050	0.584 ± 0.027	0.577 ± 0.042	0.605 ± 0.032	0.506	0.666 ± 0.048	0.647 ± 0.036	0.628 ± 0.028	0.605 ± 0.033	0.630 ± 0.061	-	-	-	-	-	-	-
	markdown	0.511	0.621 ± 0.030	0.683 ± 0.044	0.619 ± 0.033	0.682 ± 0.070	0.662 ± 0.036	0.510	0.691 ± 0.116	0.641 ± 0.099	0.574 ± 0.056	0.621 ± 0.041	0.601 ± 0.024	-	-	-	-	-	-	-
bbbp_ls_qwen	feat_val	0.539	0.568 ± 0.053	0.628 ± 0.057	0.581 ± 0.047	0.655 ± 0.060	0.597 ± 0.013	0.515	0.615 ± 0.068	0.651 ± 0.069	0.590 ± 0.035	0.595 ± 0.032	0.586 ± 0.038	-	-	-	-	-	-	-
	feat_val_mask	0.864	0.738 ± 0.131	0.752 ± 0.038	0.799 ± 0.084	0.855 ± 0.034	0.850 ± 0.048	0.725	0.852 ± 0.091	0.879 ± 0.046	0.930 ± 0.034	0.940 ± 0.041	0.971 ± 0.008	-	-	-	-	-	-	-
	html	0.535	0.720 ± 0.193	0.843 ± 0.096	0.940 ± 0.030	0.952 ± 0.014	0.938 ± 0.015	0.596	0.807 ± 0.159	0.888 ± 0.098	0.963 ± 0.008	0.965 ± 0.011	0.977 ± 0.002	-	-	-	-	-	-	-
	markdown	0.928	0.726 ± 0.115	0.726 ± 0.034	0.807 ± 0.077	0.821 ± 0.038	0.917 ± 0.029	0.751	0.777 ± 0.049	0.837 ± 0.043	0.834 ± 0.050	0.848 ± 0.039	0.887 ± 0.036	-	-	-	-	-	-	-
biodegr_ls_qwen	feat_val	0.565 ± 0.004	0.665 ± 0.167	0.574 ± 0.053	0.759 ± 0.085	0.804 ± 0.106	0.821 ± 0.069	0.848	0.722 ± 0.101	0.859 ± 0.079	0.930 ± 0.060	0.907 ± 0.050	0.936 ± 0.025	-	-	-	-	-	-	-
	feat_val_mask	0.621	0.709 ± 0.040	0.732 ± 0.079	0.709 ± 0.078	0.787 ± 0.046	0.801 ± 0.097	0.534	0.649 ± 0.066	0.665 ± 0.059	0.634 ± 0.016	0.699 ± 0.033	0.714 ± 0.079	-	-	-	-	-	-	-
	html	0.522	0.576 ± 0.059	0.576 ± 0.127	0.608 ± 0.051	0.641 ± 0.038	0.671 ± 0.089	0.600	0.674 ± 0.064	0.671 ± 0.059	0.692 ± 0.053	0.756 ± 0.059	0.782 ± 0.071	-	-	-	-	-	-	-
	markdown	0.708	0.747 ± 0.071	0.789 ± 0.054	0.745 ± 0.037	0.744 ± 0.043	0.768 ± 0.044	0.665	0.666 ± 0.029	0.680 ± 0.084	0.739 ± 0.097	0.793 ± 0.044	0.790 ± 0.027	-	-	-	-	-	-	-
seismic_bumps_ls_gpt	feat_val	0.611	0.739 ± 0.054	0.749 ± 0.024	0.741 ± 0.038	0.727 ± 0.053	0.762 ± 0.058	0.702	0.685 ± 0.033	0.726 ± 0.063	0.648 ± 0.074	0.728 ± 0.052	0.785 ± 0.022	-	-	-	-	-	-	-
	feat_val_mask	0.604	0.814 ± 0.035	0.823 ± 0.017	0.827 ± 0.014	0.811 ± 0.038	0.826 ± 0.023	0.633	0.743 ± 0.065	0.726 ± 0.083	0.709 ± 0.036	0.754 ± 0.056	0.840 ± 0.035	-	-	-	-	-	-	-
	html	-	-	-	-	-	-	-	-	-	-	-	-	0.845 ± 0.013	0.937 ± 0.023	0.947 ± 0.016	0.957 ± 0.011	0.968 ± 0.007	0.960 ± 0.009	0.960 ± 0.009
	markdown	-	-	-	-	-	-	-	-	-	-	-	-	0.817 ± 0.005	0.955 ± 0.011	0.961 ± 0.007	0.949 ± 0.011	0.957 ± 0.007	0.952 ± 0.005	0.952 ± 0.005
bbbp_ls_gpt	feat_val	-	-	-	-	-	-	-	-	-	-	-	-	0.825 ± 0.006	0.946 ± 0.013	0.945 ± 0.015	0.956 ± 0.005	0.943 ± 0.013	0.956 ± 0.004	0.956 ± 0.004
	feat_val_mask	-	-	-	-	-	-	-	-	-	-	-	-	0.804 ± 0.011	0.909 ± 0.026	0.931 ± 0.010	0.925 ± 0.012	0.925 ± 0.012	0.932 ± 0.007	0.932 ± 0.007
	html	-	-	-	-	-	-	-	-	-	-	-	-	0.826 ± 0.005	0.761 ± 0.110	0.726 ± 0.031	0.747 ± 0.034	0.804 ± 0.032	0.788 ± 0.049	0.788 ± 0.049
	markdown	-	-	-	-	-	-	-	-	-	-	-	-	0.573 ± 0.019	0.560 ± 0.042	0.541 ± 0.039	0.590 ± 0.066	0.649 ± 0.041	0.666 ± 0.077	0.666 ± 0.077
biodegr_ls_gpt	feat_val	-	-	-	-	-	-	-	-	-	-	-	-	0.704 ± 0.005	0.691 ± 0.047	0.695 ± 0.038	0.716 ± 0.068	0.699 ± 0.034	0.685 ± 0.034	0.685 ± 0.034
	feat_val_mask	-	-	-	-	-	-	-	-	-	-	-	-	0.768 ± 0.004	0.721 ± 0.046	0.681 ± 0.068	0.684 ± 0.051	0.709 ± 0.057	0.688 ± 0.047	0.688 ± 0.047
	html	-	-	-	-	-	-	-	-	-	-	-	-	0.549 ± 0.021	0.629 ± 0.058	0.623 ± 0.075	0.617 ± 0.046	0.618 ± 0.059	0.640 ± 0.036	0.640 ± 0.036
	markdown	-	-	-	-	-	-	-	-	-	-	-	-	0.639 ± 0.003	0.655 ± 0.033	0.652 ± 0.041	0.672 ± 0.061	0.661 ± 0.025	0.718 ± 0.038	0.718 ± 0.038

**Table 21: Per-domain results, *natural\_science* suite, Prompt 1 (full task description, no decision rules). Cells show ROC-AUC, mean±std across seeds, broken down by serialization (rows within each dataset) and number of in-context shots (columns within each model block). TabPFN is omitted because it does not consume text serializations (its raw-feature performance is reported in the *by shot-count* tables, Section E.1.2). Dashes indicate configurations not run.**

Dataset	Serialization	Models																		
		Queen3-8B				Mistral-7B				GPT-4o-mini										
		shot 0	shot 4	shot 8	shot 16	shot 32	shot 64	shot 0	shot 4	shot 8	shot 16	shot 32	shot 64	shot 0	shot 4	shot 8	shot 16	shot 32	shot 64	
extrovert	feat_val	0.614	0.592 ± 0.009	0.599 ± 0.024	0.589 ± 0.039	0.612 ± 0.013	0.641 ± 0.028	0.627	0.576 ± 0.029	0.582 ± 0.056	0.580 ± 0.033	0.598 ± 0.036	0.635 ± 0.023	0.568 ± 0.001	0.582 ± 0.022	0.592 ± 0.040	0.610 ± 0.010	0.600 ± 0.014	0.635 ± 0.020	
	feat_val_mask	0.600	0.577 ± 0.019	0.571 ± 0.036	0.589 ± 0.012	0.591 ± 0.010	0.593 ± 0.011	0.562	0.586 ± 0.041	0.575 ± 0.037	0.578 ± 0.036	0.592 ± 0.040	0.650 ± 0.029	0.588 ± 0.003	0.567 ± 0.033	0.565 ± 0.044	0.579 ± 0.017	0.577 ± 0.025	0.624 ± 0.020	
	html	0.523	0.578 ± 0.014	0.568 ± 0.025	0.584 ± 0.032	0.564 ± 0.035	0.586 ± 0.043	0.603	0.570 ± 0.018	0.566 ± 0.044	0.566 ± 0.030	0.600 ± 0.033	0.628 ± 0.033	0.556 ± 0.001	0.561 ± 0.019	0.575 ± 0.016	0.580 ± 0.017	0.586 ± 0.026	0.597 ± 0.017	
	markdown	0.587	0.576 ± 0.006	0.562 ± 0.015	0.585 ± 0.039	0.567 ± 0.040	0.611 ± 0.017	0.596	0.567 ± 0.024	0.550 ± 0.040	0.572 ± 0.043	0.604 ± 0.061	0.606 ± 0.056	0.554 ± 0.003	0.555 ± 0.023	0.561 ± 0.026	0.561 ± 0.011	0.572 ± 0.047	0.595 ± 0.017	
	markdown_mask	0.606	0.604 ± 0.020	0.573 ± 0.042	0.604 ± 0.028	0.591 ± 0.041	0.632 ± 0.041	0.615	0.581 ± 0.045	0.569 ± 0.048	0.584 ± 0.019	0.616 ± 0.045	0.604 ± 0.049	0.573 ± 0.004	0.580 ± 0.028	0.586 ± 0.021	0.588 ± 0.010	0.588 ± 0.020	0.608 ± 0.021	
adult	feat_val	0.827	0.817 ± 0.026	0.799 ± 0.036	0.833 ± 0.020	0.842 ± 0.017	0.854 ± 0.014	0.834	0.826 ± 0.030	0.816 ± 0.023	0.841 ± 0.024	0.856 ± 0.016	0.865 ± 0.013	0.839 ± 0.001	0.833 ± 0.026	0.853 ± 0.009	0.858 ± 0.008	0.872 ± 0.015	0.868 ± 0.009	
	feat_val_mask	0.764	0.831 ± 0.045	0.831 ± 0.023	0.840 ± 0.036	0.863 ± 0.024	0.879 ± 0.005	0.813	0.835 ± 0.045	0.810 ± 0.027	0.857 ± 0.027	0.857 ± 0.027	0.882 ± 0.015	0.703 ± 0.008	0.759 ± 0.079	0.757 ± 0.027	0.749 ± 0.055	0.770 ± 0.021	0.787 ± 0.030	
	html	0.852	0.849 ± 0.019	0.853 ± 0.030	0.864 ± 0.011	0.873 ± 0.015	0.867 ± 0.017	0.840	0.822 ± 0.040	0.802 ± 0.014	0.840 ± 0.033	0.853 ± 0.012	0.864 ± 0.001	0.842 ± 0.010	0.858 ± 0.009	0.852 ± 0.011	0.851 ± 0.014	0.848 ± 0.019	0.858 ± 0.010	
	markdown	0.843	0.811 ± 0.035	0.820 ± 0.029	0.852 ± 0.012	0.857 ± 0.014	0.823 ± 0.015	0.823	0.816 ± 0.030	0.802 ± 0.007	0.822 ± 0.023	0.837 ± 0.036	0.842 ± 0.016	0.848 ± 0.003	0.828 ± 0.014	0.850 ± 0.012	0.847 ± 0.011	0.853 ± 0.019	0.847 ± 0.015	
	markdown_mask	0.729 ± 0.002	0.828 ± 0.033	0.839 ± 0.016	0.847 ± 0.028	0.868 ± 0.011	0.829 ± 0.037	0.813	0.847 ± 0.041	0.821 ± 0.026	0.847 ± 0.036	0.851 ± 0.051	0.867 ± 0.029	0.707 ± 0.006	0.800 ± 0.048	0.782 ± 0.056	0.809 ± 0.047	0.799 ± 0.039	0.814 ± 0.028	
tech_mental_health_survey	feat_val	0.695	0.663 ± 0.018	0.665 ± 0.020	0.669 ± 0.020	0.685 ± 0.015	0.677 ± 0.027	0.721	0.626 ± 0.071	0.654 ± 0.021	0.640 ± 0.035	0.678 ± 0.012	0.658 ± 0.049	0.715 ± 0.003	0.706 ± 0.096	0.699 ± 0.044	0.622 ± 0.067	0.671 ± 0.022	0.681 ± 0.019	
	feat_val_mask	0.536	0.642 ± 0.064	0.676 ± 0.034	0.671 ± 0.065	0.686 ± 0.018	0.689 ± 0.052	0.595	0.677 ± 0.077	0.754 ± 0.031	0.737 ± 0.052	0.771 ± 0.015	0.739 ± 0.037	0.559 ± 0.007	0.651 ± 0.078	0.673 ± 0.072	0.668 ± 0.047	0.670 ± 0.017	0.692 ± 0.035	
	html	0.621 ± 0.003	0.719 ± 0.019	0.759 ± 0.056	0.700 ± 0.054	0.723 ± 0.024	0.726 ± 0.045	0.663	0.638 ± 0.030	0.653 ± 0.031	0.661 ± 0.036	0.719 ± 0.021	0.710 ± 0.040	0.640 ± 0.007	0.646 ± 0.028	0.661 ± 0.019	0.663 ± 0.020	0.674 ± 0.019	0.669 ± 0.034	
	markdown	0.611 ± 0.004	0.738 ± 0.030	0.769 ± 0.052	0.711 ± 0.059	0.766 ± 0.055	0.724 ± 0.030	0.643	0.681 ± 0.025	0.700 ± 0.041	0.711 ± 0.052	0.741 ± 0.027	0.711 ± 0.023	0.651 ± 0.003	0.688 ± 0.022	0.709 ± 0.022	0.698 ± 0.023	0.703 ± 0.019	0.689 ± 0.033	
	markdown_mask	0.512 ± 0.002	0.588 ± 0.039	0.612 ± 0.040	0.572 ± 0.020	0.632 ± 0.047	0.606 ± 0.051	0.584	0.639 ± 0.055	0.685 ± 0.025	0.707 ± 0.038	0.752 ± 0.031	0.743 ± 0.028	0.599 ± 0.004	0.613 ± 0.028	0.647 ± 0.033	0.639 ± 0.039	0.636 ± 0.054	0.631 ± 0.045	
fitness	feat_val	0.627	0.620 ± 0.075	0.631 ± 0.039	0.599 ± 0.037	0.628 ± 0.046	0.649 ± 0.033	0.642	0.673 ± 0.066	0.676 ± 0.049	0.655 ± 0.043	0.662 ± 0.020	0.676 ± 0.018	0.654 ± 0.009	0.708 ± 0.043	0.712 ± 0.020	0.681 ± 0.037	0.696 ± 0.019	0.719 ± 0.017	
	feat_val_mask	0.556	0.538 ± 0.022	0.564 ± 0.037	0.586 ± 0.045	0.571 ± 0.034	0.623 ± 0.046	0.565	0.582 ± 0.067	0.616 ± 0.055	0.620 ± 0.048	0.587 ± 0.047	0.643 ± 0.052	0.512 ± 0.011	0.647 ± 0.057	0.653 ± 0.009	0.605 ± 0.054	0.623 ± 0.026	0.667 ± 0.028	
	html	0.551 ± 0.001	0.650 ± 0.052	0.693 ± 0.024	0.631 ± 0.020	0.645 ± 0.045	0.658 ± 0.012	0.608	0.644 ± 0.051	0.646 ± 0.047	0.632 ± 0.035	0.648 ± 0.022	0.668 ± 0.020	0.597 ± 0.015	0.733 ± 0.038	0.681 ± 0.035	0.678 ± 0.044	0.705 ± 0.028	0.696 ± 0.019	
	markdown	0.511 ± 0.002	0.615 ± 0.059	0.622 ± 0.028	0.614 ± 0.046	0.618 ± 0.054	0.630 ± 0.012	0.502	0.620 ± 0.047	0.631 ± 0.053	0.644 ± 0.044	0.645 ± 0.043	0.658 ± 0.031	0.627 ± 0.006	0.732 ± 0.042	0.696 ± 0.035	0.660 ± 0.039	0.653 ± 0.048	0.653 ± 0.029	
	markdown_mask	0.501 ± 0.001	0.564 ± 0.056	0.567 ± 0.023	0.572 ± 0.045	0.563 ± 0.035	0.584 ± 0.037	0.501	0.625 ± 0.048	0.626 ± 0.037	0.619 ± 0.038	0.594 ± 0.032	0.633 ± 0.048	0.564 ± 0.009	0.578 ± 0.074	0.654 ± 0.054	0.569 ± 0.056	0.528 ± 0.018	0.554 ± 0.045	
adult_ls_qwen	feat_val	0.721	0.728 ± 0.016	0.937 ± 0.026	0.953 ± 0.014	0.949 ± 0.013	0.957 ± 0.004	0.742	0.943 ± 0.029	0.963 ± 0.006	0.960 ± 0.010	0.964 ± 0.009	0.963 ± 0.004	-	-	-	-	-	-	
	feat_val_mask	0.504	0.814 ± 0.037	0.864 ± 0.069	0.888 ± 0.050	0.894 ± 0.061	0.923 ± 0.012	0.504	0.917 ± 0.013	0.949 ± 0.020	0.952 ± 0.013	0.960 ± 0.018	0.962 ± 0.011	-	-	-	-	-	-	
	html	0.632	0.959 ± 0.011	0.962 ± 0.008	0.956 ± 0.013	0.967 ± 0.006	0.966 ± 0.003	0.858	0.960 ± 0.012	0.960 ± 0.014	0.957 ± 0.012	0.968 ± 0.012	0.960 ± 0.005	-	-	-	-	-	-	
	markdown	0.521	0.750 ± 0.016	0.959 ± 0.013	0.938 ± 0.028	0.944 ± 0.014	0.942 ± 0.009	0.863	0.968 ± 0.003	0.963 ± 0.010	0.961 ± 0.008	0.962 ± 0.015	0.964 ± 0.004	-	-	-	-	-	-	
	markdown_mask	0.527 ± 0.006	0.783 ± 0.098	0.771 ± 0.081	0.725 ± 0.070	0.744 ± 0.066	0.766 ± 0.076	0.628	0.891 ± 0.023	0.929 ± 0.030	0.887 ± 0.032	0.935 ± 0.026	0.918 ± 0.010	-	-	-	-	-	-	
tech_mental_health_survey_ls_qwen	feat_val	0.674 ± 0.001	0.829 ± 0.003	0.828 ± 0.032	0.822 ± 0.032	0.816 ± 0.026	0.792 ± 0.024	0.767	0.824 ± 0.031	0.834 ± 0.017	0.833 ± 0.014	0.827 ± 0.019	0.808 ± 0.013	-	-	-	-	-	-	
	feat_val_mask	0.504	0.814 ± 0.037	0.864 ± 0.069	0.888 ± 0.050	0.894 ± 0.061	0.923 ± 0.012	0.504	0.917 ± 0.013	0.949 ± 0.020	0.952 ± 0.013	0.960 ± 0.018	0.962 ± 0.011	-	-	-	-	-	-	
	html	0.628 ± 0.001	0.699 ± 0.024	0.713 ± 0.025	0.721 ± 0.010	0.717 ± 0.020	0.670 ± 0.014	0.719	0.723 ± 0.019	0.691 ± 0.025	0.707 ± 0.028	0.677 ± 0.024	0.648 ± 0.010	-	-	-	-	-	-	
	markdown	0.701 ± 0.001	0.745 ± 0.018	0.711 ± 0.013	0.684 ± 0.015	0.697 ± 0.017	0.720 ± 0.011	0.698	0.742 ± 0.019	0.743 ± 0.024	0.723 ± 0.006	0.720 ± 0.028	0.750 ± 0.017	-	-	-	-	-	-	
	markdown_mask	0.683 ± 0.006	0.694 ± 0.035	0.666 ± 0.037	0.615 ± 0.031	0.616 ± 0.030	0.618 ± 0.030	0.673	0.630 ± 0.011	0.656 ± 0.043	0.645 ± 0.032	0.663 ± 0.040	0.642 ± 0.027	-	-	-	-	-	-	
fitness_ls_qwen	feat_val	0.707	0.779 ± 0.029	0.768 ± 0.061	0.778 ± 0.055	0.792 ± 0.028	0.789 ± 0.037	0.696	0.848 ± 0.063	0.852 ± 0.062	0.842 ± 0.053	0.843 ± 0.056	0.815 ± 0.057	-	-	-	-	-	-	
	feat_val_mask	0.530	0.633 ± 0.041	0.639 ± 0.032	0.631 ± 0.058	0.637 ± 0.020	0.643 ± 0.033	0.604	0.671 ± 0.047	0.686 ± 0.051	0.733 ± 0.049	0.750 ± 0.061	0.735 ± 0.040	-	-	-	-	-	-	
	html	0.589	0.562 ± 0.045	0.634 ± 0.049	0.624 ± 0.053	0.628 ± 0.064	0.622 ± 0.028	0.720	0.823 ± 0.023	0.876 ± 0.021	0.862 ± 0.024	0.840 ± 0.018	0.847 ± 0.033	-	-	-	-	-	-	
	markdown	0.532	0.699 ± 0.030	0.698 ± 0.054	0.784 ± 0.017	0.730 ± 0.057	0.727 ± 0.036	0.621	0.808 ± 0.030	0.868 ± 0.023	0.873 ± 0.023	0.871 ± 0.033	0.865 ± 0.025	-	-	-	-	-	-	
	markdown_mask	0.508 ± 0.004	0.572 ± 0.036	0.646 ± 0.144	0.680 ± 0.112	0.748 ± 0.082	0.712 ± 0.120	0.612	0.688 ± 0.063	0.690 ± 0.043	0.730 ± 0.078	0.747 ± 0.067	0.764 ± 0.039	-	-	-	-	-	-	
adult_ls_gpt	feat_val	-	-	-	-	-	-	-	-	-	-	-	-	0.821 ± 0.005	0.833 ± 0.018	0.838 ± 0.025	0.852 ± 0.041	0.830 ± 0.030	0.840 ± 0.025	
	feat_val_mask	-	-	-	-	-	-	-	-	-	-	-	-	-	-	-	-	-	-	
	html	-	-	-	-	-	-	-	-	-	-	-	-	-	-	-	-	-	-	
	markdown	-	-	-	-	-	-	-	-	-	-	-	-	-	0.886 ± 0.003	0.820 ± 0.018	0.828 ± 0.039	0.850 ± 0.025	0.860 ± 0.011	0.863 ± 0.022
	markdown_mask	-	-	-	-	-	-	-	-	-	-	-	-	-	0.905 ± 0.003	0.795 ± 0.023	0.827 ± 0.040	0.868 ± 0.027	0.893 ± 0.010	0.900 ± 0.018
tech_mental_health_survey_ls_gpt	feat_val	-	-	-	-	-	-	-	-	-	-	-	-	0.920 ± 0.002	0.829 ± 0.072	0.841 ± 0.048	0.868 ± 0.075	0.839 ± 0.059	0.850 ± 0.040	
	feat_val_mask	-	-	-	-	-	-	-	-	-	-	-	-	-	-	-	-	-	-	
	html	-	-	-	-	-	-	-	-	-	-	-	-	-	0.676 ± 0.005	0.695 ± 0.029	0.691 ± 0.033	0.683 ± 0.015	0.690 ± 0.016	0.694 ± 0.019
	markdown	-	-	-	-	-	-	-	-	-	-	-	-	-	0.607 ± 0.005	0.600 ± 0.015	0.609 ± 0.011	0.619 ± 0.013	0.628 ± 0.011	0.630 ± 0.010
	markdown_mask	-	-	-	-	-	-	-	-	-	-	-	-	-	0.662 ± 0.007	0.654 ± 0.007	0.645 ± 0.011	0.656 ± 0.012	0.660 ± 0.018	0.664 ± 0.007
fitness_ls_gpt	feat_val	-	-	-	-	-	-	-	-	-	-	-	-	0.684 ± 0.003	0.650 ± 0.019	0.640 ± 0.016	0.630 ± 0.008	0.638 ± 0.011	0.641 ± 0.004	
	feat_val_mask	-	-	-	-	-	-	-	-	-	-	-	-	-	-	-	-	-	-	
	html	-	-	-	-	-	-	-	-	-	-	-	-	-	0.600 ± 0.005	0.582 ± 0.013	0.582 ± 0.020	0.592 ± 0.011	0.590 ± 0.010	0.597 ± 0.007
	markdown	-	-	-	-	-	-	-	-	-	-	-	-	-	0.587 ± 0.004	0.656 ± 0.044	0.636 ± 0.023	0.641 ± 0.018	0.639 ± 0.02	



Dataset	Shots	Models									
		Qwen3-8B		Qwen3-14B		GPT-4o-mini	TabPFN	LogReg	Random Forest	XGBoost	
		gen	fwd	gen	fwd	gen	/	/	/	/	
callcenter	0	0.510	0.503	0.543	0.543	0.522 ± 0.010	-	-	-	-	
	4	0.674 ± 0.029	0.664 ± 0.049	0.678 ± 0.033	0.689 ± 0.029	0.685 ± 0.041	0.526 ± 0.112	0.578 ± 0.059	0.500	0.558 ± 0.059	
	8	0.698 ± 0.041	0.684 ± 0.046	0.676 ± 0.043	0.684 ± 0.039	0.686 ± 0.040	0.584 ± 0.093	0.655 ± 0.069	0.500	0.565 ± 0.090	
	16	0.686 ± 0.029	0.690 ± 0.039	0.656 ± 0.024	0.668 ± 0.026	0.689 ± 0.013	0.660 ± 0.091	0.627 ± 0.043	0.564 ± 0.062	0.526 ± 0.036	
	32	0.689 ± 0.036	0.704 ± 0.040	0.658 ± 0.052	0.658 ± 0.062	0.670 ± 0.049	0.720 ± 0.081	0.678 ± 0.046	0.638 ± 0.045	0.583 ± 0.070	
	64	0.706 ± 0.024	0.712 ± 0.025	0.680 ± 0.035	0.685 ± 0.035	0.682 ± 0.028	0.770 ± 0.076	0.686 ± 0.072	0.652 ± 0.073	0.634 ± 0.064	
hiring	0	0.564	0.540	0.553	0.586	0.573 ± 0.003	-	-	-	-	
	4	0.572 ± 0.021	0.576 ± 0.015	0.556 ± 0.021	0.575 ± 0.033	0.581 ± 0.019	0.482 ± 0.065	0.555 ± 0.042	0.500	0.501 ± 0.002	
	8	0.580 ± 0.020	0.569 ± 0.030	0.562 ± 0.026	0.588 ± 0.018	0.582 ± 0.020	0.512 ± 0.062	0.570 ± 0.031	0.511 ± 0.024	0.505 ± 0.010	
	16	0.586 ± 0.023	0.591 ± 0.038	0.554 ± 0.020	0.587 ± 0.020	0.583 ± 0.020	0.573 ± 0.080	0.586 ± 0.036	0.533 ± 0.036	0.525 ± 0.035	
	32	0.573 ± 0.014	0.566 ± 0.010	0.553 ± 0.020	0.576 ± 0.019	0.596 ± 0.023	0.610 ± 0.055	0.595 ± 0.042	0.565 ± 0.046	0.560 ± 0.030	
	64	0.563 ± 0.028	0.560 ± 0.027	0.548 ± 0.018	0.553 ± 0.018	0.605 ± 0.022	0.662 ± 0.029	0.592 ± 0.023	0.590 ± 0.052	0.576 ± 0.027	
telco	0	0.619	0.614	0.827	0.820	0.807 ± 0.001	-	-	-	-	
	4	0.723 ± 0.049	0.650 ± 0.053	0.787 ± 0.043	0.784 ± 0.033	0.790 ± 0.021	0.658 ± 0.104	0.655 ± 0.062	0.500	0.500	
	8	0.737 ± 0.064	0.680 ± 0.101	0.782 ± 0.032	0.776 ± 0.021	0.788 ± 0.022	0.713 ± 0.097	0.700 ± 0.115	0.559 ± 0.131	0.510 ± 0.020	
	16	0.752 ± 0.008	0.734 ± 0.029	0.802 ± 0.020	0.771 ± 0.019	0.803 ± 0.010	0.761 ± 0.049	0.782 ± 0.022	0.774 ± 0.041	0.681 ± 0.074	
	32	0.727 ± 0.031	0.714 ± 0.030	0.804 ± 0.012	0.797 ± 0.008	0.730 ± 0.051	0.798 ± 0.030	0.791 ± 0.021	0.793 ± 0.015	0.780 ± 0.033	
	64	0.747 ± 0.016	0.726 ± 0.023	0.814 ± 0.004	0.810 ± 0.007	0.756 ± 0.036	0.810 ± 0.014	0.793 ± 0.027	0.817 ± 0.014	0.790 ± 0.019	
marketing	0	0.688 ± 0.001	0.677	0.771	0.730	0.754 ± 0.005	-	-	-	-	
	4	0.818 ± 0.018	0.812 ± 0.019	0.791 ± 0.021	0.798 ± 0.019	0.781 ± 0.014	0.613 ± 0.089	0.643 ± 0.070	0.500	0.508 ± 0.013	
	8	0.807 ± 0.012	0.802 ± 0.014	0.785 ± 0.026	0.787 ± 0.025	0.777 ± 0.025	0.603 ± 0.090	0.682 ± 0.059	0.584 ± 0.122	0.530 ± 0.066	
	16	0.811 ± 0.017	0.812 ± 0.016	0.779 ± 0.020	0.790 ± 0.018	0.779 ± 0.019	0.722 ± 0.082	0.692 ± 0.074	0.621 ± 0.132	0.651 ± 0.095	
	32	0.807 ± 0.012	0.807 ± 0.011	0.784 ± 0.009	0.789 ± 0.011	0.778 ± 0.017	0.778 ± 0.056	0.768 ± 0.028	0.782 ± 0.018	0.728 ± 0.132	
	64	0.800 ± 0.014	0.789 ± 0.019	0.776 ± 0.017	0.785 ± 0.017	0.775 ± 0.010	0.837 ± 0.025	0.786 ± 0.022	0.824 ± 0.031	0.778 ± 0.018	
hiring_ls_qwen	0	0.589	0.573	0.658	0.675	-	-	-	-	-	
	4	0.759 ± 0.025	0.736 ± 0.022	0.732 ± 0.032	0.716 ± 0.017	-	0.543 ± 0.048	0.612 ± 0.108	0.500	0.500	
	8	0.741 ± 0.017	0.718 ± 0.011	0.737 ± 0.014	0.713 ± 0.015	-	0.597 ± 0.084	0.610 ± 0.046	0.515 ± 0.034	0.553 ± 0.115	
	16	0.741 ± 0.015	0.742 ± 0.016	0.742 ± 0.030	0.723 ± 0.023	-	0.596 ± 0.074	0.657 ± 0.020	0.819 ± 0.073	0.809 ± 0.116	
	32	0.728 ± 0.011	0.716 ± 0.014	0.743 ± 0.020	0.723 ± 0.016	-	0.656 ± 0.060	0.658 ± 0.016	0.918 ± 0.032	0.941 ± 0.013	
	64	0.757 ± 0.015	0.749 ± 0.009	0.774 ± 0.012	0.753 ± 0.012	-	0.551 ± 0.141	0.672 ± 0.016	0.955 ± 0.012	0.970 ± 0.029	
telco_ls_qwen	0	0.752	0.786	0.645	0.518	-	-	-	-	-	
	4	0.727 ± 0.059	0.707 ± 0.068	0.616 ± 0.077	0.603 ± 0.031	-	0.617 ± 0.098	0.657 ± 0.178	0.500	0.500	
	8	0.778 ± 0.047	0.802 ± 0.060	0.715 ± 0.067	0.668 ± 0.035	-	0.617 ± 0.084	0.838 ± 0.175	0.744 ± 0.139	0.591 ± 0.127	
	16	0.818 ± 0.062	0.820 ± 0.066	0.630 ± 0.111	0.612 ± 0.035	-	0.712 ± 0.070	0.931 ± 0.018	0.934 ± 0.038	0.927 ± 0.066	
	32	0.830 ± 0.036	0.833 ± 0.039	0.795 ± 0.081	0.770 ± 0.077	-	0.767 ± 0.028	0.957 ± 0.015	0.983 ± 0.015	0.984 ± 0.021	
	64	0.793 ± 0.055	0.791 ± 0.035	0.716 ± 0.073	0.653 ± 0.077	-	0.787 ± 0.033	0.957 ± 0.015	0.997 ± 0.001	0.991 ± 0.002	
marketing_ls_qwen	0	0.661 ± 0.001	0.617	0.666	0.673	-	-	-	-	-	
	4	0.723 ± 0.026	0.720 ± 0.024	0.756 ± 0.020	0.742 ± 0.019	-	0.564 ± 0.048	0.537 ± 0.032	0.500	0.508 ± 0.019	
	8	0.707 ± 0.031	0.700 ± 0.027	0.756 ± 0.021	0.733 ± 0.014	-	0.589 ± 0.062	0.557 ± 0.060	0.551 ± 0.113	0.534 ± 0.076	
	16	0.701 ± 0.015	0.698 ± 0.017	0.745 ± 0.025	0.723 ± 0.020	-	0.691 ± 0.086	0.554 ± 0.040	0.651 ± 0.144	0.756 ± 0.168	
	32	0.700 ± 0.038	0.692 ± 0.032	0.755 ± 0.017	0.733 ± 0.020	-	0.753 ± 0.074	0.569 ± 0.015	0.833 ± 0.064	0.909 ± 0.025	
	64	0.697 ± 0.020	0.700 ± 0.023	0.761 ± 0.038	0.734 ± 0.036	-	0.830 ± 0.056	0.618 ± 0.090	0.927 ± 0.016	0.960 ± 0.008	
hiring_ls_gpt	0	-	-	-	-	0.599 ± 0.011	-	-	-	-	
	4	-	-	-	-	0.644 ± 0.088	0.526 ± 0.079	0.580 ± 0.095	0.500	0.518 ± 0.024	
	8	-	-	-	-	0.640 ± 0.109	0.517 ± 0.077	0.563 ± 0.050	0.546 ± 0.102	0.602 ± 0.134	
	16	-	-	-	-	0.718 ± 0.027	0.550 ± 0.067	0.582 ± 0.065	0.718 ± 0.131	0.717 ± 0.151	
	32	-	-	-	-	0.721 ± 0.048	0.567 ± 0.047	0.611 ± 0.097	0.833 ± 0.045	0.846 ± 0.064	
	64	-	-	-	-	0.704 ± 0.030	0.565 ± 0.049	0.661 ± 0.115	0.891 ± 0.029	0.926 ± 0.016	
telco_ls_gpt	0	-	-	-	-	0.691 ± 0.004	-	-	-	-	
	4	-	-	-	-	0.871 ± 0.038	0.594 ± 0.096	0.724 ± 0.145	0.500	0.500	
	8	-	-	-	-	0.854 ± 0.045	0.607 ± 0.113	0.799 ± 0.070	0.570 ± 0.121	0.597 ± 0.159	
	16	-	-	-	-	0.835 ± 0.053	0.751 ± 0.066	0.840 ± 0.039	0.833 ± 0.065	0.881 ± 0.032	
	32	-	-	-	-	0.841 ± 0.054	0.791 ± 0.030	0.880 ± 0.025	0.905 ± 0.020	0.912 ± 0.024	
	64	-	-	-	-	0.830 ± 0.040	0.815 ± 0.017	0.886 ± 0.018	0.938 ± 0.030	0.955 ± 0.026	
marketing_ls_gpt	0	-	-	-	-	0.714 ± 0.005	-	-	-	-	
	4	-	-	-	-	0.733 ± 0.044	0.565 ± 0.096	0.592 ± 0.081	0.500	0.561 ± 0.056	
	8	-	-	-	-	0.748 ± 0.034	0.592 ± 0.115	0.615 ± 0.067	0.536 ± 0.080	0.539 ± 0.085	
	16	-	-	-	-	0.757 ± 0.019	0.632 ± 0.092	0.623 ± 0.082	0.618 ± 0.096	0.631 ± 0.079	
	32	-	-	-	-	0.748 ± 0.036	0.695 ± 0.040	0.646 ± 0.035	0.694 ± 0.020	0.672 ± 0.045	
	64	-	-	-	-	0.751 ± 0.021	0.711 ± 0.036	0.677 ± 0.039	0.717 ± 0.004	0.695 ± 0.023	

Table 24: Per-domain results, *business suite*, Prompt 1 (full task description, no decision rules). Cells show ROC-AUC, mean±std across seeds, broken down by *shot-count* (rows) and *model × inference mode* (columns). For Qwen models the two sub-columns are gen (autoregressive) and fwd (single forward pass with masked label-token logits). GPT-4o-mini is API-only and supports gen only. Dashes indicate configurations not run.

Dataset	Shots	Models								
		Qwen3-8B		Qwen3-14B		GPT-4o-mini	TabPFN	LogReg	Random Forest	XGBoost
		gen	fwd	gen	fwd	gen	/	/	/	/
reading	0	0.745 ± 0.002	0.648	0.800	0.760	0.797 ± 0.003	-	-	-	-
	4	0.747 ± 0.027	0.719 ± 0.045	0.775 ± 0.069	0.766 ± 0.067	0.815 ± 0.024	0.542 ± 0.134	0.560 ± 0.036	0.500	0.512 ± 0.017
	8	0.735 ± 0.028	0.712 ± 0.040	0.778 ± 0.068	0.766 ± 0.067	0.819 ± 0.011	0.620 ± 0.117	0.616 ± 0.050	0.511 ± 0.026	0.592 ± 0.125
	16	0.731 ± 0.019	0.717 ± 0.027	0.790 ± 0.024	0.777 ± 0.026	0.797 ± 0.036	0.650 ± 0.110	0.651 ± 0.087	0.647 ± 0.133	0.673 ± 0.140
	32	0.707 ± 0.032	0.694 ± 0.031	0.742 ± 0.035	0.726 ± 0.043	0.803 ± 0.030	0.728 ± 0.106	0.676 ± 0.046	0.755 ± 0.052	0.700 ± 0.078
	64	0.699 ± 0.018	0.702 ± 0.017	0.771 ± 0.029	0.767 ± 0.030	0.799 ± 0.015	0.793 ± 0.065	0.718 ± 0.029	0.810 ± 0.012	0.746 ± 0.045
student_famsup	0	0.600	0.584	0.563	0.552	0.612 ± 0.006	-	-	-	-
	4	0.550 ± 0.042	0.568 ± 0.026	0.578 ± 0.035	0.581 ± 0.030	0.583 ± 0.013	0.510 ± 0.069	0.542 ± 0.031	0.500	0.535 ± 0.032
	8	0.562 ± 0.035	0.571 ± 0.024	0.581 ± 0.016	0.587 ± 0.014	0.569 ± 0.016	0.532 ± 0.052	0.541 ± 0.021	0.500	0.533 ± 0.025
	16	0.566 ± 0.038	0.579 ± 0.040	0.602 ± 0.006	0.606 ± 0.008	0.555 ± 0.032	0.526 ± 0.043	0.542 ± 0.022	0.541 ± 0.041	0.539 ± 0.036
	32	0.568 ± 0.031	0.580 ± 0.030	0.597 ± 0.018	0.600 ± 0.016	0.581 ± 0.011	0.538 ± 0.040	0.522 ± 0.028	0.533 ± 0.025	0.530 ± 0.018
	64	0.572 ± 0.038	0.588 ± 0.027	0.604 ± 0.011	0.607 ± 0.011	0.597 ± 0.011	0.573 ± 0.049	0.545 ± 0.034	0.549 ± 0.040	0.574 ± 0.050
tae	0	0.715	0.500	0.763	0.763	0.800 ± 0.022	-	-	-	-
	4	0.603 ± 0.050	0.615 ± 0.049	0.637 ± 0.076	0.673 ± 0.085	0.500	0.494 ± 0.076	0.530 ± 0.014	0.500	0.517 ± 0.027
	8	0.693 ± 0.106	0.686 ± 0.051	0.689 ± 0.083	0.705 ± 0.099	0.675 ± 0.076	0.546 ± 0.085	0.525 ± 0.013	0.508 ± 0.017	0.563 ± 0.053
	16	0.748 ± 0.069	0.715 ± 0.084	0.723 ± 0.087	0.737 ± 0.073	0.667 ± 0.114	0.690 ± 0.087	0.638 ± 0.114	0.570 ± 0.109	0.546 ± 0.072
	32	0.771 ± 0.111	0.795 ± 0.057	0.756 ± 0.044	0.773 ± 0.030	0.791 ± 0.061	0.765 ± 0.081	0.599 ± 0.079	0.642 ± 0.089	0.596 ± 0.063
	64	0.829 ± 0.050	0.819 ± 0.035	0.778 ± 0.025	0.791 ± 0.039	0.819 ± 0.034	0.807 ± 0.042	0.663 ± 0.079	0.739 ± 0.047	0.762 ± 0.081
irish	0	0.948	0.824	0.992	0.979	0.922 ± 0.001	-	-	-	-
	4	0.988 ± 0.009	0.890 ± 0.095	0.994 ± 0.007	0.995 ± 0.005	0.979 ± 0.023	0.877 ± 0.089	0.689 ± 0.044	0.500	0.538 ± 0.066
	8	0.972 ± 0.023	0.947 ± 0.040	0.996 ± 0.006	0.992 ± 0.016	0.983 ± 0.015	0.979 ± 0.023	0.738 ± 0.020	0.831 ± 0.079	0.732 ± 0.114
	16	0.991 ± 0.008	0.935 ± 0.057	0.994 ± 0.009	0.993 ± 0.012	0.977 ± 0.008	0.999 ± 0.001	0.767 ± 0.054	0.900 ± 0.040	0.954 ± 0.027
	32	0.983 ± 0.011	0.972 ± 0.010	0.991 ± 0.011	0.989 ± 0.016	0.986 ± 0.009	1.000	0.809 ± 0.021	0.953 ± 0.011	0.963 ± 0.010
	64	0.990 ± 0.007	0.986 ± 0.010	0.998 ± 0.002	0.999 ± 0.001	0.986 ± 0.010	1.000	0.829 ± 0.010	0.972 ± 0.005	0.975 ± 0.006
student_famsup_ls_qwen	0	0.690 ± 0.001	0.661	0.749	0.734	-	-	-	-	-
	4	0.750 ± 0.051	0.765 ± 0.031	0.801 ± 0.030	0.803 ± 0.002	-	0.602 ± 0.085	0.625 ± 0.039	0.500	0.506 ± 0.009
	8	0.763 ± 0.062	0.800 ± 0.024	0.825 ± 0.021	0.821 ± 0.019	-	0.664 ± 0.090	0.616 ± 0.044	0.551 ± 0.100	0.506 ± 0.014
	16	0.743 ± 0.042	0.765 ± 0.033	0.836 ± 0.020	0.842 ± 0.015	-	0.711 ± 0.063	0.627 ± 0.056	0.592 ± 0.126	0.717 ± 0.098
	32	0.778 ± 0.038	0.797 ± 0.025	0.821 ± 0.020	0.838 ± 0.012	-	0.754 ± 0.053	0.684 ± 0.047	0.812 ± 0.048	0.794 ± 0.063
	64	0.778 ± 0.018	0.795 ± 0.022	0.821 ± 0.025	0.843 ± 0.019	-	0.796 ± 0.035	0.719 ± 0.015	0.875 ± 0.021	0.898 ± 0.032
tae_ls_qwen	0	0.500	0.502	0.613	0.596	-	-	-	-	-
	4	0.754 ± 0.028	0.744 ± 0.033	0.768 ± 0.055	0.775 ± 0.042	-	0.631 ± 0.051	0.640 ± 0.081	0.500	0.502 ± 0.002
	8	0.767 ± 0.037	0.736 ± 0.041	0.766 ± 0.036	0.774 ± 0.033	-	0.720 ± 0.052	0.722 ± 0.067	0.590 ± 0.133	0.577 ± 0.112
	16	0.755 ± 0.030	0.744 ± 0.041	0.772 ± 0.046	0.776 ± 0.043	-	0.785 ± 0.043	0.791 ± 0.061	0.817 ± 0.015	0.708 ± 0.119
	32	0.772 ± 0.026	0.765 ± 0.024	0.789 ± 0.032	0.783 ± 0.024	-	0.887 ± 0.029	0.844 ± 0.031	0.871 ± 0.042	0.874 ± 0.062
	64	0.785 ± 0.022	0.770 ± 0.022	0.783 ± 0.014	0.783 ± 0.014	-	0.947 ± 0.012	0.874 ± 0.007	0.922 ± 0.035	0.961 ± 0.018
irish_ls_qwen	0	0.628	0.500	0.633	0.640	-	-	-	-	-
	4	0.775 ± 0.044	0.738 ± 0.040	0.766 ± 0.018	0.777 ± 0.013	-	0.607 ± 0.081	0.698 ± 0.072	0.500	0.528 ± 0.053
	8	0.774 ± 0.049	0.765 ± 0.043	0.798 ± 0.026	0.802 ± 0.017	-	0.664 ± 0.066	0.688 ± 0.097	0.500	0.579 ± 0.073
	16	0.791 ± 0.042	0.785 ± 0.046	0.814 ± 0.030	0.815 ± 0.026	-	0.727 ± 0.044	0.667 ± 0.080	0.596 ± 0.132	0.694 ± 0.036
	32	0.809 ± 0.033	0.792 ± 0.043	0.821 ± 0.014	0.814 ± 0.010	-	0.745 ± 0.035	0.737 ± 0.054	0.731 ± 0.046	0.684 ± 0.085
	64	0.831 ± 0.023	0.813 ± 0.038	0.839 ± 0.009	0.828 ± 0.016	-	0.839 ± 0.034	0.796 ± 0.018	0.818 ± 0.056	0.816 ± 0.035
student_famsup_ls_gpt	0	-	-	-	-	0.674 ± 0.003	-	-	-	-
	4	-	-	-	-	0.779 ± 0.026	0.574 ± 0.084	0.672 ± 0.085	0.500	0.503 ± 0.006
	8	-	-	-	-	0.723 ± 0.057	0.614 ± 0.069	0.707 ± 0.062	0.527 ± 0.060	0.607 ± 0.134
	16	-	-	-	-	0.743 ± 0.037	0.645 ± 0.051	0.684 ± 0.113	0.755 ± 0.152	0.700 ± 0.197
	32	-	-	-	-	0.719 ± 0.042	0.713 ± 0.054	0.728 ± 0.078	0.882 ± 0.030	0.890 ± 0.044
	64	-	-	-	-	0.728 ± 0.036	0.795 ± 0.039	0.795 ± 0.052	0.944 ± 0.015	0.967 ± 0.017
tae_ls_gpt	0	-	-	-	-	0.762 ± 0.004	-	-	-	-
	4	-	-	-	-	0.734 ± 0.047	0.653 ± 0.066	0.618 ± 0.107	0.500	0.503 ± 0.007
	8	-	-	-	-	0.748 ± 0.016	0.717 ± 0.071	0.706 ± 0.064	0.533 ± 0.074	0.685 ± 0.126
	16	-	-	-	-	0.741 ± 0.030	0.761 ± 0.050	0.624 ± 0.046	0.785 ± 0.033	0.758 ± 0.063
	32	-	-	-	-	0.747 ± 0.017	0.824 ± 0.048	0.727 ± 0.077	0.860 ± 0.030	0.886 ± 0.047
	64	-	-	-	-	0.741 ± 0.017	0.879 ± 0.034	0.780 ± 0.074	0.898 ± 0.033	0.927 ± 0.039
irish_ls_gpt	0	-	-	-	-	0.707 ± 0.005	-	-	-	-
	4	-	-	-	-	0.751 ± 0.053	0.635 ± 0.097	0.535 ± 0.037	0.500	0.502 ± 0.004
	8	-	-	-	-	0.749 ± 0.036	0.702 ± 0.089	0.564 ± 0.060	0.500	0.545 ± 0.064
	16	-	-	-	-	0.727 ± 0.034	0.733 ± 0.055	0.654 ± 0.093	0.682 ± 0.110	0.668 ± 0.111
	32	-	-	-	-	0.730 ± 0.039	0.780 ± 0.064	0.763 ± 0.052	0.814 ± 0.048	0.729 ± 0.146
	64	-	-	-	-	0.728 ± 0.026	0.864 ± 0.029	0.811 ± 0.014	0.907 ± 0.026	0.980 ± 0.012

Table 25: Per-domain results, *education* suite, Prompt 1 (full task description, no decision rules). Cells show ROC-AUC, mean±std across seeds, broken down by *shot-count* (rows) and *model* × *inference mode* (columns). For Qwen models the two sub-columns are gen (autoregressive) and fwd (single forward pass with masked label-token logits). GPT-4o-mini is API-only and supports gen only. Dashes indicate configurations not run.

Dataset	Shots	Models								
		Qwen3-8B		Qwen3-14B		GPT-4o-mini	TabPFN	LogReg	Random Forest	XGBoost
		gen	fwd	gen	fwd	gen	/	/	/	/
bank_credit_scoring	0	0.529 ± 0.001	0.500	0.712	0.649	0.707 ± 0.004	-	-	-	-
	4	0.697 ± 0.054	0.674 ± 0.071	0.767 ± 0.053	0.791 ± 0.057	0.693 ± 0.045	0.620 ± 0.084	0.540 ± 0.022	0.500	0.500
	8	0.754 ± 0.028	0.747 ± 0.024	0.804 ± 0.015	0.811 ± 0.018	0.719 ± 0.045	0.790 ± 0.060	0.534 ± 0.026	0.538 ± 0.086	0.560 ± 0.134
	16	0.769 ± 0.044	0.779 ± 0.044	0.819 ± 0.025	0.818 ± 0.028	0.713 ± 0.043	0.834 ± 0.056	0.581 ± 0.049	0.731 ± 0.130	0.785 ± 0.051
	32	0.799 ± 0.041	0.819 ± 0.030	0.817 ± 0.032	0.822 ± 0.037	0.721 ± 0.029	0.867 ± 0.027	0.650 ± 0.067	0.781 ± 0.076	0.825 ± 0.036
64	0.821 ± 0.011	0.831 ± 0.015	0.801 ± 0.012	0.798 ± 0.012	0.724 ± 0.033	0.890 ± 0.019	0.673 ± 0.079	0.828 ± 0.051	0.844 ± 0.038	
audit	0	0.967	0.991	0.960	0.932	0.747 ± 0.010	-	-	-	-
	4	0.994 ± 0.005	0.998 ± 0.002	0.995 ± 0.003	0.984 ± 0.020	0.995 ± 0.003	0.962 ± 0.018	0.814 ± 0.149	0.500	0.500
	8	0.992 ± 0.003	0.988 ± 0.019	0.997 ± 0.002	0.995 ± 0.006	0.996 ± 0.002	0.983 ± 0.012	0.857 ± 0.153	0.974 ± 0.024	0.770 ± 0.156
	16	0.997 ± 0.004	0.994 ± 0.012	0.998 ± 0.002	0.997 ± 0.003	0.998 ± 0.003	0.985 ± 0.016	0.993 ± 0.006	0.982 ± 0.009	0.934 ± 0.049
	32	0.999 ± 0.001	0.999 ± 0.001	0.998 ± 0.001	0.997 ± 0.001	0.998 ± 0.001	0.995 ± 0.007	0.995 ± 0.002	0.989 ± 0.008	0.951 ± 0.052
64	0.998 ± 0.002	0.991 ± 0.013	0.998 ± 0.001	0.996 ± 0.001	0.998 ± 0.001	0.997 ± 0.003	0.997 ± 0.003	0.994 ± 0.006	0.974 ± 0.049	
fraud	0	0.626	0.648	0.765	0.715	0.725 ± 0.031	-	-	-	-
	4	0.761 ± 0.038	0.653 ± 0.053	0.800 ± 0.026	0.761 ± 0.045	0.828 ± 0.035	0.668 ± 0.105	0.705 ± 0.109	0.500	0.530 ± 0.041
	8	0.777 ± 0.041	0.705 ± 0.120	0.843 ± 0.032	0.794 ± 0.055	0.833 ± 0.031	0.795 ± 0.126	0.765 ± 0.060	0.565 ± 0.097	0.588 ± 0.150
	16	0.813 ± 0.028	0.666 ± 0.073	0.834 ± 0.019	0.813 ± 0.022	0.848 ± 0.025	0.947 ± 0.037	0.815 ± 0.033	0.645 ± 0.095	0.782 ± 0.085
	32	0.818 ± 0.021	0.746 ± 0.049	0.837 ± 0.019	0.851 ± 0.020	0.873 ± 0.027	0.980 ± 0.010	0.823 ± 0.020	0.811 ± 0.038	0.856 ± 0.042
64	0.845 ± 0.012	0.782 ± 0.032	0.848 ± 0.018	0.854 ± 0.014	0.882 ± 0.011	0.988 ± 0.003	0.821 ± 0.028	0.840 ± 0.024	0.906 ± 0.019	
credit	0	0.519 ± 0.001	0.568	0.520	0.513	0.627 ± 0.004	-	-	-	-
	4	0.543 ± 0.028	0.586 ± 0.033	0.538 ± 0.028	0.544 ± 0.018	0.561 ± 0.017	0.535 ± 0.073	0.559 ± 0.052	0.500	0.594 ± 0.093
	8	0.578 ± 0.045	0.612 ± 0.055	0.551 ± 0.035	0.551 ± 0.036	0.575 ± 0.019	0.606 ± 0.064	0.575 ± 0.045	0.503 ± 0.007	0.604 ± 0.093
	16	0.564 ± 0.038	0.583 ± 0.040	0.575 ± 0.049	0.561 ± 0.039	0.553 ± 0.030	0.611 ± 0.071	0.653 ± 0.076	0.646 ± 0.088	0.654 ± 0.095
	32	0.600 ± 0.039	0.577 ± 0.039	0.588 ± 0.058	0.560 ± 0.040	0.527 ± 0.017	0.644 ± 0.055	0.660 ± 0.070	0.673 ± 0.071	0.636 ± 0.105
64	0.620 ± 0.048	0.631 ± 0.049	0.625 ± 0.018	0.598 ± 0.015	0.518 ± 0.034	0.700 ± 0.030	0.678 ± 0.035	0.694 ± 0.024	0.677 ± 0.029	
audit_ls_qwen	0	0.699	0.506	0.628	0.587	-	-	-	-	-
	4	0.749 ± 0.053	0.703 ± 0.081	0.700 ± 0.036	0.649 ± 0.035	-	0.577 ± 0.117	0.526 ± 0.019	0.500	0.507 ± 0.012
	8	0.765 ± 0.061	0.751 ± 0.061	0.658 ± 0.032	0.629 ± 0.048	-	0.630 ± 0.098	0.515 ± 0.013	0.541 ± 0.072	0.531 ± 0.070
	16	0.748 ± 0.069	0.736 ± 0.076	0.679 ± 0.031	0.672 ± 0.029	-	0.671 ± 0.065	0.530 ± 0.021	0.586 ± 0.119	0.658 ± 0.188
	32	0.749 ± 0.040	0.761 ± 0.028	0.609 ± 0.042	0.620 ± 0.043	-	0.738 ± 0.016	0.519 ± 0.011	0.864 ± 0.064	0.973 ± 0.024
64	0.806 ± 0.008	0.813 ± 0.009	0.653 ± 0.032	0.670 ± 0.033	-	0.760 ± 0.023	0.531 ± 0.016	0.978 ± 0.016	0.975 ± 0.015	
fraud_ls_qwen	0	0.761	0.621	0.599	0.658	-	-	-	-	-
	4	0.826 ± 0.054	0.812 ± 0.051	0.781 ± 0.097	0.760 ± 0.102	-	0.866 ± 0.097	0.513 ± 0.008	0.500	0.502 ± 0.005
	8	0.933 ± 0.026	0.911 ± 0.017	0.878 ± 0.051	0.830 ± 0.075	-	0.929 ± 0.047	0.528 ± 0.010	0.585 ± 0.188	0.720 ± 0.218
	16	0.899 ± 0.035	0.893 ± 0.038	0.896 ± 0.025	0.892 ± 0.028	-	0.946 ± 0.015	0.535 ± 0.022	0.730 ± 0.213	0.922 ± 0.054
	32	0.874 ± 0.028	0.892 ± 0.027	0.923 ± 0.015	0.920 ± 0.012	-	0.961 ± 0.015	0.526 ± 0.022	0.948 ± 0.017	0.941 ± 0.005
64	0.826 ± 0.025	0.815 ± 0.013	0.909 ± 0.017	0.926 ± 0.024	-	0.972 ± 0.015	0.552 ± 0.036	0.956 ± 0.009	0.966 ± 0.014	
credit_ls_qwen	0	0.627 ± 0.001	0.602	0.610	0.613	-	-	-	-	-
	4	0.631 ± 0.013	0.618 ± 0.023	0.655 ± 0.010	0.648 ± 0.007	-	0.513 ± 0.045	0.685 ± 0.050	0.500	0.508 ± 0.015
	8	0.664 ± 0.013	0.661 ± 0.029	0.657 ± 0.018	0.651 ± 0.016	-	0.495 ± 0.050	0.615 ± 0.082	0.534 ± 0.076	0.507 ± 0.017
	16	0.638 ± 0.016	0.633 ± 0.017	0.657 ± 0.023	0.657 ± 0.018	-	0.509 ± 0.038	0.615 ± 0.071	0.798 ± 0.180	0.855 ± 0.095
	32	0.638 ± 0.037	0.646 ± 0.022	0.647 ± 0.015	0.648 ± 0.016	-	0.516 ± 0.044	0.679 ± 0.057	0.952 ± 0.026	0.940 ± 0.019
64	0.650 ± 0.007	0.653 ± 0.008	0.632 ± 0.007	0.627 ± 0.007	-	0.536 ± 0.025	0.673 ± 0.053	0.965 ± 0.019	0.968 ± 0.008	
audit_ls_gpt	0	-	-	-	-	0.943 ± 0.003	-	-	-	-
	4	-	-	-	-	0.929 ± 0.023	0.643 ± 0.068	0.597 ± 0.109	0.500	0.500
	8	-	-	-	-	0.920 ± 0.019	0.697 ± 0.093	0.711 ± 0.120	0.570 ± 0.156	0.607 ± 0.159
	16	-	-	-	-	0.908 ± 0.038	0.751 ± 0.028	0.698 ± 0.085	0.836 ± 0.080	0.735 ± 0.171
	32	-	-	-	-	0.910 ± 0.017	0.774 ± 0.029	0.811 ± 0.038	0.914 ± 0.014	0.905 ± 0.011
64	-	-	-	-	0.888 ± 0.022	0.812 ± 0.036	0.842 ± 0.070	0.922 ± 0.029	0.918 ± 0.026	
fraud_ls_gpt	0	-	-	-	-	0.725 ± 0.006	-	-	-	-
	4	-	-	-	-	0.761 ± 0.019	0.578 ± 0.104	0.599 ± 0.096	0.500	0.500
	8	-	-	-	-	0.781 ± 0.024	0.646 ± 0.091	0.627 ± 0.069	0.534 ± 0.060	0.549 ± 0.068
	16	-	-	-	-	0.793 ± 0.024	0.714 ± 0.037	0.626 ± 0.098	0.580 ± 0.094	0.628 ± 0.096
	32	-	-	-	-	0.815 ± 0.020	0.786 ± 0.059	0.702 ± 0.042	0.792 ± 0.075	0.828 ± 0.078
64	-	-	-	-	0.841 ± 0.017	0.826 ± 0.034	0.729 ± 0.028	0.869 ± 0.063	0.926 ± 0.044	
credit_ls_gpt	0	-	-	-	-	0.846 ± 0.010	-	-	-	-
	4	-	-	-	-	0.917 ± 0.026	0.764 ± 0.093	0.576 ± 0.052	0.500	0.500
	8	-	-	-	-	0.935 ± 0.008	0.809 ± 0.074	0.629 ± 0.088	0.538 ± 0.084	0.668 ± 0.188
	16	-	-	-	-	0.938 ± 0.008	0.892 ± 0.027	0.646 ± 0.086	0.697 ± 0.217	0.799 ± 0.173
	32	-	-	-	-	0.939 ± 0.004	0.912 ± 0.019	0.727 ± 0.037	0.939 ± 0.045	0.952 ± 0.065
64	-	-	-	-	0.938 ± 0.005	0.928 ± 0.019	0.746 ± 0.044	0.987 ± 0.006	0.993 ± 0.007	

Table 26: Per-domain results, *finance* suite, Prompt 1 (full task description, no decision rules). Cells show ROC-AUC, mean±std across seeds, broken down by *shot-count* (rows) and *model* × *inference mode* (columns). For Qwen models the two sub-columns are gen (autoregressive) and fwd (single forward pass with masked label-token logits). GPT-4o-mini is API-only and supports gen only. Dashes indicate configurations not run.

Dataset	Shots	Models									
		Qwen3-8B		Qwen3-14B		GPT-4o-mini	TabPFN	LogReg	Random Forest	XGBoost	
		gen	fwd	gen	fwd	gen	/	/	/	/	
postpartum	0	0.753 ± 0.001	0.716	0.561	0.561	0.527 ± 0.009	-	-	-	-	
	4	0.746 ± 0.036	0.654 ± 0.074	0.754 ± 0.055	0.758 ± 0.019	0.737 ± 0.035	0.625 ± 0.107	0.539 ± 0.020	0.500	0.503 ± 0.007	
	8	0.733 ± 0.034	0.687 ± 0.039	0.781 ± 0.019	0.779 ± 0.022	0.747 ± 0.034	0.661 ± 0.077	0.564 ± 0.033	0.522 ± 0.049	0.584 ± 0.050	
	16	0.730 ± 0.027	0.716 ± 0.036	0.807 ± 0.015	0.783 ± 0.023	0.758 ± 0.039	0.699 ± 0.085	0.594 ± 0.060	0.661 ± 0.105	0.612 ± 0.075	
	32	0.740 ± 0.025	0.761 ± 0.032	0.803 ± 0.016	0.797 ± 0.015	0.787 ± 0.019	0.747 ± 0.048	0.637 ± 0.061	0.745 ± 0.045	0.668 ± 0.020	
	64	0.750 ± 0.024	0.755 ± 0.017	0.791 ± 0.017	0.794 ± 0.014	0.787 ± 0.019	0.782 ± 0.031	0.698 ± 0.064	0.769 ± 0.051	0.730 ± 0.054	
cancer	0	0.964	0.553	0.992	0.945	0.989 ± 0.001	-	-	-	-	
	4	0.985 ± 0.006	0.976 ± 0.009	0.993 ± 0.004	0.991 ± 0.002	0.992 ± 0.001	0.991 ± 0.003	0.996 ± 0.001	0.500	0.765 ± 0.148	
	8	0.989 ± 0.002	0.987 ± 0.002	0.994 ± 0.002	0.991 ± 0.001	0.989 ± 0.004	0.992 ± 0.003	0.980 ± 0.032	0.895 ± 0.221	0.860 ± 0.042	
	16	0.988 ± 0.003	0.983 ± 0.005	0.993 ± 0.003	0.991 ± 0.002	0.987 ± 0.009	0.991 ± 0.004	0.984 ± 0.016	0.993 ± 0.003	0.882 ± 0.098	
	32	0.988 ± 0.003	0.980 ± 0.003	0.994 ± 0.002	0.992 ± 0.002	0.988 ± 0.002	0.991 ± 0.003	0.991 ± 0.007	0.990 ± 0.003	0.957 ± 0.038	
	64	0.989 ± 0.001	0.984 ± 0.007	0.994 ± 0.002	0.993 ± 0.002	0.989 ± 0.002	0.993 ± 0.002	0.988 ± 0.008	0.991 ± 0.004	0.984 ± 0.018	
transfusion	0	0.715 ± 0.002	0.709	0.713	0.719	0.657 ± 0.005	-	-	-	-	
	4	0.665 ± 0.022	0.660 ± 0.028	0.655 ± 0.026	0.662 ± 0.018	0.664 ± 0.038	0.595 ± 0.072	0.671 ± 0.043	0.500	0.537 ± 0.083	
	8	0.638 ± 0.051	0.635 ± 0.062	0.645 ± 0.049	0.659 ± 0.013	0.658 ± 0.060	0.603 ± 0.100	0.653 ± 0.055	0.541 ± 0.092	0.633 ± 0.082	
	16	0.620 ± 0.039	0.619 ± 0.038	0.617 ± 0.036	0.633 ± 0.038	0.662 ± 0.026	0.665 ± 0.072	0.706 ± 0.038	0.632 ± 0.113	0.590 ± 0.089	
	32	0.660 ± 0.043	0.650 ± 0.042	0.646 ± 0.041	0.653 ± 0.041	0.670 ± 0.042	0.688 ± 0.050	0.729 ± 0.012	0.677 ± 0.040	0.666 ± 0.079	
	64	0.630 ± 0.024	0.634 ± 0.026	0.622 ± 0.045	0.627 ± 0.036	0.646 ± 0.026	0.705 ± 0.035	0.736 ± 0.011	0.699 ± 0.031	0.679 ± 0.030	
diabetes	0	0.759	0.704	0.774	0.759	0.805 ± 0.003	-	-	-	-	
	4	0.803 ± 0.012	0.753 ± 0.018	0.816 ± 0.013	0.791 ± 0.042	0.815 ± 0.013	0.673 ± 0.109	0.680 ± 0.066	0.500	0.564 ± 0.071	
	8	0.821 ± 0.007	0.785 ± 0.034	0.829 ± 0.006	0.811 ± 0.014	0.813 ± 0.013	0.723 ± 0.112	0.750 ± 0.036	0.655 ± 0.147	0.545 ± 0.079	
	16	0.810 ± 0.024	0.795 ± 0.041	0.835 ± 0.018	0.818 ± 0.026	0.812 ± 0.014	0.753 ± 0.090	0.742 ± 0.031	0.775 ± 0.021	0.687 ± 0.111	
	32	0.797 ± 0.030	0.774 ± 0.044	0.832 ± 0.008	0.816 ± 0.011	0.816 ± 0.012	0.786 ± 0.057	0.774 ± 0.036	0.785 ± 0.023	0.739 ± 0.049	
	64	0.808 ± 0.013	0.781 ± 0.024	0.844 ± 0.011	0.826 ± 0.012	0.821 ± 0.014	0.807 ± 0.035	0.733 ± 0.028	0.794 ± 0.016	0.757 ± 0.029	
cancer_ls_qwen	0	0.605	0.620	0.850	0.833	-	-	-	-	-	
	4	0.698 ± 0.048	0.739 ± 0.029	0.716 ± 0.046	0.611 ± 0.060	-	0.662 ± 0.081	0.536 ± 0.011	0.500	0.738 ± 0.223	
	8	0.688 ± 0.070	0.704 ± 0.067	0.716 ± 0.108	0.622 ± 0.080	-	0.682 ± 0.061	0.565 ± 0.055	0.525 ± 0.056	0.658 ± 0.206	
	16	0.824 ± 0.024	0.809 ± 0.062	0.773 ± 0.054	0.659 ± 0.099	-	0.702	0.743 ± 0.068	0.766 ± 0.164	0.815 ± 0.182	
	32	0.814 ± 0.041	0.825 ± 0.036	0.829 ± 0.042	0.746 ± 0.085	-	0.702	0.846 ± 0.023	0.897 ± 0.050	0.933 ± 0.015	
	64	-	0.866 ± 0.035	-	0.791 ± 0.039	-	0.702	0.885 ± 0.022	0.940 ± 0.008	0.969 ± 0.020	
transfusion_ls_qwen	0	0.633 ± 0.001	0.664	0.607	0.617	-	-	-	-	-	
	4	0.661 ± 0.030	0.660 ± 0.027	0.662 ± 0.022	0.662 ± 0.016	-	0.550 ± 0.059	0.529 ± 0.020	0.500	0.507 ± 0.016	
	8	0.680 ± 0.039	0.694 ± 0.041	0.689 ± 0.050	0.676 ± 0.030	-	0.577 ± 0.088	0.544 ± 0.043	0.500	0.510 ± 0.017	
	16	0.683 ± 0.040	0.698 ± 0.049	0.688 ± 0.021	0.674 ± 0.012	-	0.600 ± 0.060	0.648 ± 0.064	0.633 ± 0.054	0.653 ± 0.053	
	32	0.698 ± 0.029	0.708 ± 0.023	0.689 ± 0.031	0.686 ± 0.027	-	0.656 ± 0.045	0.693 ± 0.018	0.730 ± 0.048	0.697 ± 0.113	
	64	0.684 ± 0.022	0.699 ± 0.023	0.672 ± 0.031	0.672 ± 0.032	-	0.695 ± 0.035	0.738 ± 0.017	0.790 ± 0.052	0.891 ± 0.033	
diabetes_ls_qwen	0	0.642	0.617	0.712	0.702	-	-	-	-	-	
	4	0.762 ± 0.018	0.720 ± 0.040	0.721 ± 0.021	0.699 ± 0.024	-	0.681 ± 0.101	0.542 ± 0.034	0.500	0.555 ± 0.076	
	8	0.752 ± 0.032	0.754 ± 0.029	0.734 ± 0.044	0.715 ± 0.039	-	0.717 ± 0.134	0.570 ± 0.063	0.515 ± 0.034	0.566 ± 0.135	
	16	0.788 ± 0.045	0.774 ± 0.018	0.729 ± 0.029	0.715 ± 0.033	-	0.803 ± 0.086	0.554 ± 0.039	0.580 ± 0.114	0.716 ± 0.174	
	32	0.788 ± 0.041	0.797 ± 0.049	0.749 ± 0.033	0.736 ± 0.034	-	0.834 ± 0.031	0.717 ± 0.038	0.831 ± 0.058	0.833 ± 0.113	
	64	0.838 ± 0.038	0.844 ± 0.035	0.713 ± 0.024	0.719 ± 0.018	-	0.860 ± 0.014	0.785 ± 0.029	0.917 ± 0.026	0.955 ± 0.020	
cancer_ls_gpt	0	-	-	-	-	0.716 ± 0.006	-	-	-	-	
	4	-	-	-	-	0.754 ± 0.019	0.791 ± 0.125	0.569 ± 0.068	0.500	0.510 ± 0.013	
	8	-	-	-	-	0.823 ± 0.056	0.895 ± 0.068	0.755 ± 0.095	0.560 ± 0.134	0.630 ± 0.192	
	16	-	-	-	-	0.865 ± 0.023	0.943 ± 0.012	0.806 ± 0.078	0.878 ± 0.044	0.916 ± 0.028	
	32	-	-	-	-	0.801 ± 0.025	0.955 ± 0.015	0.912 ± 0.045	0.931 ± 0.019	0.944 ± 0.028	
	64	-	-	-	-	0.827 ± 0.034	0.969 ± 0.013	0.949 ± 0.012	0.961 ± 0.026	0.960 ± 0.024	
transfusion_ls_gpt	0	-	-	-	-	0.708 ± 0.007	-	-	-	-	
	4	-	-	-	-	0.727 ± 0.036	0.565 ± 0.096	0.592 ± 0.081	0.500	0.561 ± 0.056	
	8	-	-	-	-	0.728 ± 0.028	0.592 ± 0.115	0.615 ± 0.067	0.561 ± 0.086	0.539 ± 0.085	
	16	-	-	-	-	0.740 ± 0.021	0.632 ± 0.092	0.623 ± 0.082	0.592 ± 0.095	0.631 ± 0.079	
	32	-	-	-	-	0.733 ± 0.041	0.695 ± 0.040	0.646 ± 0.035	0.696 ± 0.012	0.672 ± 0.045	
	64	-	-	-	-	0.744 ± 0.016	0.711 ± 0.036	0.677 ± 0.039	0.713 ± 0.009	0.695 ± 0.023	
diabetes_ls_gpt	0	-	-	-	-	0.673 ± 0.005	-	-	-	-	
	4	-	-	-	-	0.736 ± 0.008	0.526 ± 0.079	0.580 ± 0.095	0.500	0.518 ± 0.024	
	8	-	-	-	-	0.740 ± 0.012	0.517 ± 0.077	0.563 ± 0.050	0.553 ± 0.118	0.602 ± 0.134	
	16	-	-	-	-	0.750 ± 0.007	0.550 ± 0.067	0.582 ± 0.065	0.754 ± 0.048	0.717 ± 0.151	
	32	-	-	-	-	0.749 ± 0.013	0.567 ± 0.047	0.611 ± 0.097	0.834 ± 0.042	0.846 ± 0.064	
	64	-	-	-	-	0.746 ± 0.008	0.565 ± 0.049	0.661 ± 0.115	0.894 ± 0.032	0.926 ± 0.016	

Table 27: Per-domain results, *healthcare* suite, Prompt 1 (full task description, no decision rules). Cells show ROC-AUC, mean±std across seeds, broken down by *shot-count* (rows) and *model* × *inference mode* (columns). For Qwen models the two sub-columns are gen (autoregressive) and fwd (single forward pass with masked label-token logits). GPT-4o-mini is API-only and supports gen only. Dashes indicate configurations not run.

Dataset	Shots	Models								
		Qwen3-8B		Qwen3-14B		GPT-4o-mini	TabPFN	LogReg	Random Forest	XGBoost
		gen	fwd	gen	fwd	gen	/	/	/	/
crimes_arrest	0	0.590	0.565	0.514	0.581	0.650 ± 0.005	-	-	-	-
	4	0.590 ± 0.047	0.571 ± 0.046	0.590 ± 0.052	0.585 ± 0.063	0.658 ± 0.060	0.508 ± 0.099	0.578 ± 0.064	0.500	0.500
	8	0.603 ± 0.078	0.593 ± 0.074	0.605 ± 0.067	0.597 ± 0.071	0.672 ± 0.054	0.536 ± 0.106	0.598 ± 0.039	0.519 ± 0.042	0.581 ± 0.115
	16	0.699 ± 0.064	0.671 ± 0.060	0.682 ± 0.058	0.667 ± 0.069	0.697 ± 0.084	0.656 ± 0.089	0.618 ± 0.093	0.645 ± 0.135	0.569 ± 0.134
	32	0.727 ± 0.061	0.719 ± 0.042	0.715 ± 0.033	0.703 ± 0.046	0.697 ± 0.084	0.749 ± 0.072	0.631 ± 0.098	0.712 ± 0.118	0.731 ± 0.081
64	0.772 ± 0.058	0.745 ± 0.045	0.807 ± 0.039	0.792 ± 0.037	0.697 ± 0.084	0.833 ± 0.046	0.657 ± 0.027	0.798 ± 0.045	0.826 ± 0.035	
san_francisco_crimes	0	0.678	0.690	0.755	0.713	0.689 ± 0.004	-	-	-	-
	4	0.641 ± 0.096	0.638 ± 0.080	0.712 ± 0.099	0.672 ± 0.109	0.789 ± 0.029	0.516 ± 0.074	0.627 ± 0.037	0.500	0.500
	8	0.757 ± 0.054	0.750 ± 0.053	0.810 ± 0.053	0.793 ± 0.062	0.819 ± 0.041	0.539 ± 0.065	0.590 ± 0.058	0.500	0.531 ± 0.057
	16	0.771 ± 0.059	0.770 ± 0.059	0.807 ± 0.053	0.806 ± 0.055	0.844 ± 0.014	0.557 ± 0.069	0.570 ± 0.028	0.544 ± 0.040	0.568 ± 0.056
	32	0.822 ± 0.015	0.809 ± 0.034	0.852 ± 0.015	0.843 ± 0.013	0.868 ± 0.014	0.633 ± 0.078	0.541 ± 0.028	0.589 ± 0.060	0.550 ± 0.049
64	0.835 ± 0.021	0.839 ± 0.012	0.882 ± 0.019	0.874 ± 0.019	0.873 ± 0.005	0.768 ± 0.086	0.566 ± 0.056	0.679 ± 0.054	0.742 ± 0.094	
compas	0	0.653	0.518	0.571	0.530	0.672 ± 0.003	-	-	-	-
	4	0.628 ± 0.066	0.600 ± 0.063	0.622 ± 0.062	0.612 ± 0.061	0.680 ± 0.020	0.581 ± 0.069	0.689 ± 0.041	0.500	0.522 ± 0.031
	8	0.653 ± 0.047	0.641 ± 0.050	0.606 ± 0.071	0.610 ± 0.050	0.665 ± 0.046	0.582 ± 0.044	0.624 ± 0.075	0.521 ± 0.046	0.539 ± 0.071
	16	0.673 ± 0.027	0.664 ± 0.023	0.644 ± 0.049	0.634 ± 0.046	0.681 ± 0.009	0.622 ± 0.039	0.684 ± 0.037	0.612 ± 0.071	0.598 ± 0.056
	32	0.669 ± 0.025	0.669 ± 0.027	0.629 ± 0.046	0.626 ± 0.047	0.669 ± 0.006	0.634 ± 0.051	0.641 ± 0.053	0.641 ± 0.031	0.606 ± 0.069
64	0.676 ± 0.019	0.673 ± 0.021	0.658 ± 0.032	0.652 ± 0.034	0.671 ± 0.007	0.678 ± 0.024	0.682 ± 0.036	0.672 ± 0.019	0.618 ± 0.048	
vote	0	0.574	0.544	0.598	0.563	0.626 ± 0.026	-	-	-	-
	4	0.897 ± 0.024	0.836 ± 0.048	0.870 ± 0.072	0.813 ± 0.061	0.842 ± 0.086	0.948 ± 0.056	0.934 ± 0.057	0.500	0.650 ± 0.159
	8	0.918 ± 0.027	0.905 ± 0.028	0.902 ± 0.041	0.875 ± 0.064	0.869 ± 0.091	0.984 ± 0.012	0.964 ± 0.015	0.690 ± 0.260	0.894 ± 0.130
	16	0.942 ± 0.027	0.922 ± 0.028	0.923 ± 0.026	0.918 ± 0.034	0.894 ± 0.014	0.990 ± 0.009	0.972 ± 0.003	0.991 ± 0.003	0.967 ± 0.021
	32	0.947 ± 0.013	0.925 ± 0.019	0.936 ± 0.016	0.930 ± 0.032	0.908 ± 0.018	0.993 ± 0.004	0.972 ± 0.013	0.986 ± 0.005	0.981 ± 0.016
64	0.953 ± 0.020	0.938 ± 0.012	0.933 ± 0.018	0.934 ± 0.017	0.919 ± 0.026	0.995 ± 0.002	0.973 ± 0.010	0.992 ± 0.002	0.985 ± 0.010	
san_francisco_crimes_ls_qwen	0	0.532	0.542	0.511	0.561	-	-	-	-	-
	4	0.761 ± 0.017	0.708 ± 0.053	0.644 ± 0.038	0.656 ± 0.016	-	0.659 ± 0.093	0.532 ± 0.017	0.500	0.500
	8	0.749 ± 0.030	0.711 ± 0.063	0.621 ± 0.024	0.630 ± 0.020	-	0.739 ± 0.110	0.568 ± 0.083	0.527 ± 0.061	0.585 ± 0.120
	16	0.733 ± 0.018	0.726 ± 0.022	0.630 ± 0.060	0.637 ± 0.050	-	0.786 ± 0.094	0.714 ± 0.103	0.709 ± 0.157	0.751 ± 0.159
	32	0.745 ± 0.056	0.734 ± 0.073	0.630 ± 0.038	0.630 ± 0.030	-	0.887 ± 0.031	0.807 ± 0.025	0.878 ± 0.037	0.916 ± 0.040
64	0.758 ± 0.041	0.762 ± 0.050	0.649 ± 0.024	0.641 ± 0.025	-	0.933 ± 0.021	0.828 ± 0.029	0.918 ± 0.033	0.965 ± 0.015	
compas_ls_qwen	0	0.690	0.661	0.686	0.675	-	-	-	-	-
	4	0.800 ± 0.018	0.782 ± 0.024	0.742 ± 0.023	0.700 ± 0.043	-	0.624 ± 0.060	0.510 ± 0.005	0.500	0.501 ± 0.001
	8	0.792 ± 0.013	0.771 ± 0.018	0.772 ± 0.019	0.765 ± 0.024	-	0.640 ± 0.067	0.533 ± 0.018	0.500	0.520 ± 0.031
	16	0.792 ± 0.020	0.771 ± 0.019	0.770 ± 0.023	0.752 ± 0.043	-	0.683 ± 0.052	0.622 ± 0.044	0.588 ± 0.089	0.597 ± 0.088
	32	0.774 ± 0.016	0.775 ± 0.021	0.792 ± 0.013	0.799 ± 0.009	-	0.744 ± 0.053	0.760 ± 0.059	0.762 ± 0.050	0.693 ± 0.143
64	0.785 ± 0.027	0.775 ± 0.033	0.804 ± 0.013	0.810 ± 0.014	-	0.802 ± 0.063	0.804 ± 0.037	0.791 ± 0.066	0.915 ± 0.107	
vote_ls_qwen	0	0.557	0.525	0.519	0.530	-	-	-	-	-
	4	0.552 ± 0.023	0.546 ± 0.029	0.557 ± 0.031	0.557 ± 0.025	-	0.631 ± 0.091	0.578 ± 0.048	0.500	0.517 ± 0.025
	8	0.581 ± 0.037	0.574 ± 0.030	0.588 ± 0.024	0.577 ± 0.025	-	0.680 ± 0.106	0.636 ± 0.076	0.511 ± 0.024	0.500
	16	0.573 ± 0.034	0.563 ± 0.047	0.578 ± 0.021	0.588 ± 0.023	-	0.746 ± 0.070	0.741 ± 0.088	0.715 ± 0.205	0.712 ± 0.156
	32	0.576 ± 0.019	0.571 ± 0.027	0.605 ± 0.018	0.606 ± 0.018	-	0.867 ± 0.048	0.840 ± 0.059	0.919 ± 0.028	0.925 ± 0.036
64	0.603 ± 0.040	0.591 ± 0.036	0.612 ± 0.016	0.602 ± 0.012	-	0.947 ± 0.014	0.925 ± 0.025	0.959 ± 0.018	0.957 ± 0.033	
san_francisco_crimes_ls_gpt	0	-	-	-	-	0.684 ± 0.004	-	-	-	-
	4	-	-	-	-	0.827 ± 0.078	0.800 ± 0.086	0.544 ± 0.015	0.500	0.507 ± 0.010
	8	-	-	-	-	0.920 ± 0.062	0.963 ± 0.024	0.526 ± 0.016	0.500	0.588 ± 0.170
	16	-	-	-	-	0.977 ± 0.024	0.996 ± 0.002	0.624 ± 0.155	0.623 ± 0.115	0.915 ± 0.051
	32	-	-	-	-	0.988 ± 0.020	0.996 ± 0.002	0.872 ± 0.111	0.945 ± 0.052	0.964 ± 0.036
64	-	-	-	-	0.969 ± 0.038	0.996 ± 0.002	0.973 ± 0.018	0.994 ± 0.004	0.995 ± 0.004	
compas_ls_gpt	0	-	-	-	-	0.761 ± 0.007	-	-	-	-
	4	-	-	-	-	0.790 ± 0.091	0.655 ± 0.084	0.571 ± 0.042	0.500	0.515 ± 0.021
	8	-	-	-	-	0.845 ± 0.029	0.708 ± 0.083	0.568 ± 0.035	0.554 ± 0.121	0.588 ± 0.117
	16	-	-	-	-	0.864 ± 0.026	0.790 ± 0.049	0.690 ± 0.095	0.708 ± 0.133	0.650 ± 0.148
	32	-	-	-	-	0.874 ± 0.016	0.882 ± 0.052	0.814 ± 0.041	0.799 ± 0.035	0.855 ± 0.028
64	-	-	-	-	0.867 ± 0.006	0.961 ± 0.015	0.872 ± 0.012	0.923 ± 0.047	0.977 ± 0.018	
vote_ls_gpt	0	-	-	-	-	0.645 ± 0.004	-	-	-	-
	4	-	-	-	-	0.677 ± 0.023	0.568 ± 0.065	0.581 ± 0.043	0.500	0.506 ± 0.010
	8	-	-	-	-	0.640 ± 0.084	0.613 ± 0.061	0.614 ± 0.063	0.500	0.582 ± 0.076
	16	-	-	-	-	0.679 ± 0.043	0.646 ± 0.062	0.672 ± 0.075	0.679 ± 0.115	0.718 ± 0.071
	32	-	-	-	-	0.690 ± 0.054	0.699 ± 0.055	0.735 ± 0.044	0.744 ± 0.053	0.766 ± 0.106
64	-	-	-	-	0.701 ± 0.072	0.759 ± 0.047	0.788 ± 0.035	0.843 ± 0.038	0.914 ± 0.020	

Table 28: Per-domain results, *law suite*, Prompt 1 (full task description, no decision rules). Cells show ROC-AUC, mean±std across seeds, broken down by *shot-count* (rows) and *model × inference mode* (columns). For Qwen models the two sub-columns are gen (autoregressive) and fwd (single forward pass with masked label-token logits). GPT-4o-mini is API-only and supports gen only. Dashes indicate configurations not run.

Dataset	Shots	Models								
		Qwen3-8B		Qwen3-14B		GPT-4o-mini	TabPFN	LogReg	Random Forest	XGBoost
		gen	fwd	gen	fwd	gen	/	/	/	/
seismic_bumps	0	0.768	0.744	0.708	0.702	0.755 ± 0.008	-	-	-	-
	4	0.748 ± 0.029	0.732 ± 0.023	0.749 ± 0.026	0.729 ± 0.019	0.763 ± 0.013	0.701 ± 0.099	0.622 ± 0.071	0.500	0.543 ± 0.059
	8	0.760 ± 0.017	0.747 ± 0.033	0.765 ± 0.013	0.749 ± 0.014	0.762 ± 0.015	0.667 ± 0.137	0.575 ± 0.077	0.554 ± 0.121	0.581 ± 0.112
	16	0.751 ± 0.010	0.739 ± 0.017	0.775 ± 0.012	0.764 ± 0.016	0.750 ± 0.011	0.684 ± 0.075	0.599 ± 0.088	0.761 ± 0.036	0.709 ± 0.071
	32	0.748 ± 0.023	0.739 ± 0.031	0.766 ± 0.004	0.753 ± 0.012	0.729 ± 0.040	0.710 ± 0.045	0.606 ± 0.083	0.760 ± 0.022	0.678 ± 0.048
	64	0.754 ± 0.010	0.751 ± 0.011	0.769 ± 0.025	0.768 ± 0.024	0.750 ± 0.012	0.748 ± 0.021	0.602 ± 0.068	0.765 ± 0.011	0.729 ± 0.029
bbb	0	0.711	0.704	0.804	0.800	0.753 ± 0.003	-	-	-	-
	4	0.706 ± 0.065	0.724 ± 0.060	0.804 ± 0.025	0.802 ± 0.015	0.707 ± 0.085	0.707 ± 0.129	0.771 ± 0.054	0.500	0.537 ± 0.052
	8	0.793 ± 0.015	0.786 ± 0.012	0.812 ± 0.012	0.805 ± 0.015	0.736 ± 0.041	0.750 ± 0.053	0.787 ± 0.013	0.500	0.604 ± 0.112
	16	0.809 ± 0.021	0.799 ± 0.018	0.827 ± 0.013	0.824 ± 0.014	0.753 ± 0.040	0.768 ± 0.021	0.741 ± 0.032	0.776 ± 0.019	0.711 ± 0.050
	32	0.828 ± 0.030	0.813 ± 0.030	0.832 ± 0.007	0.833 ± 0.008	0.775 ± 0.028	0.780 ± 0.026	0.726 ± 0.062	0.796 ± 0.014	0.738 ± 0.052
	64	0.843 ± 0.013	0.828 ± 0.010	0.844 ± 0.023	0.840 ± 0.021	0.788 ± 0.025	0.800 ± 0.032	0.765 ± 0.053	0.808 ± 0.009	0.795 ± 0.027
biodegr	0	0.662	0.637	0.612	0.589	0.513 ± 0.007	-	-	-	-
	4	0.674 ± 0.138	0.679 ± 0.149	0.618 ± 0.086	0.629 ± 0.097	0.614 ± 0.040	0.732 ± 0.099	0.652 ± 0.078	0.500	0.540 ± 0.090
	8	0.758 ± 0.137	0.759 ± 0.134	0.758 ± 0.094	0.688 ± 0.106	0.670 ± 0.107	0.785 ± 0.047	0.695 ± 0.053	0.615 ± 0.158	0.622 ± 0.079
	16	0.772 ± 0.116	0.797 ± 0.079	0.780 ± 0.050	0.742 ± 0.079	0.651 ± 0.120	0.814 ± 0.056	0.725 ± 0.081	0.771 ± 0.062	0.724 ± 0.138
	32	0.830 ± 0.034	0.829 ± 0.041	0.802 ± 0.047	0.786 ± 0.058	0.702 ± 0.080	0.854 ± 0.025	0.837 ± 0.032	0.844 ± 0.013	0.791 ± 0.044
	64	0.846 ± 0.026	0.844 ± 0.019	0.840 ± 0.015	-	0.711 ± 0.060	0.872 ± 0.019	0.881 ± 0.013	0.858 ± 0.022	0.812 ± 0.057
seismic_bumps_ls_qwen	0	0.523	0.522	0.557	0.518	-	-	-	-	-
	4	0.655 ± 0.109	0.623 ± 0.044	0.725 ± 0.101	0.693 ± 0.092	-	0.648 ± 0.142	0.562	0.500	0.503 ± 0.007
	8	0.743 ± 0.055	0.746 ± 0.068	0.730 ± 0.045	0.746 ± 0.036	-	0.674 ± 0.093	0.562	0.749 ± 0.229	0.669 ± 0.232
	16	0.719 ± 0.056	0.717 ± 0.057	0.646 ± 0.058	0.655 ± 0.041	-	0.715 ± 0.062	0.562	0.914 ± 0.018	0.920 ± 0.021
	32	0.740 ± 0.049	0.781 ± 0.061	0.647 ± 0.048	0.664 ± 0.064	-	0.744 ± 0.016	0.562	0.949 ± 0.010	0.946 ± 0.015
	64	0.746 ± 0.041	0.753 ± 0.052	0.613 ± 0.043	0.612 ± 0.026	-	0.764 ± 0.024	0.562	0.964 ± 0.006	0.961 ± 0.008
bbb_ls_qwen	0	0.864	0.772	0.725	0.708	-	-	-	-	-
	4	0.738 ± 0.131	0.702 ± 0.155	0.852 ± 0.091	0.792 ± 0.131	-	0.523 ± 0.045	0.925 ± 0.040	0.500	0.737 ± 0.224
	8	0.752 ± 0.038	0.734 ± 0.037	0.879 ± 0.046	0.823 ± 0.046	-	0.530 ± 0.035	0.818 ± 0.176	0.587 ± 0.136	0.792 ± 0.175
	16	0.799 ± 0.084	0.828 ± 0.087	0.930 ± 0.034	0.911 ± 0.035	-	0.525 ± 0.043	0.895 ± 0.090	0.948 ± 0.039	0.903 ± 0.085
	32	0.855 ± 0.034	0.869 ± 0.025	0.940 ± 0.041	0.916 ± 0.036	-	0.518 ± 0.039	0.925 ± 0.037	0.977 ± 0.007	0.948 ± 0.050
	64	0.850 ± 0.048	0.863 ± 0.059	0.971 ± 0.008	0.963 ± 0.012	-	0.524 ± 0.027	0.939 ± 0.017	0.983 ± 0.002	0.985 ± 0.005
biodegr_ls_qwen	0	0.621	0.749	0.534	0.569	-	-	-	-	-
	4	0.709 ± 0.040	0.729 ± 0.049	0.649 ± 0.066	0.669 ± 0.043	-	0.691 ± 0.093	0.527 ± 0.025	0.500	0.509 ± 0.019
	8	0.732 ± 0.079	0.764 ± 0.071	0.665 ± 0.059	0.665 ± 0.044	-	0.823 ± 0.041	0.563 ± 0.038	0.546 ± 0.096	0.500
	16	0.709 ± 0.078	0.746 ± 0.056	0.634 ± 0.016	0.617 ± 0.020	-	0.847 ± 0.017	0.593 ± 0.081	0.623 ± 0.169	0.699 ± 0.182
	32	0.787 ± 0.046	0.807 ± 0.052	0.699 ± 0.033	0.699 ± 0.028	-	0.872 ± 0.027	0.614 ± 0.054	0.829 ± 0.016	0.841 ± 0.031
	64	0.801 ± 0.097	0.806 ± 0.083	0.714 ± 0.079	0.708 ± 0.073	-	0.920 ± 0.019	0.716 ± 0.058	0.854 ± 0.016	0.877 ± 0.030
seismic_bumps_ls_gpt	0	-	-	-	-	0.845 ± 0.013	-	-	-	-
	4	-	-	-	-	0.937 ± 0.023	0.694 ± 0.134	0.511 ± 0.011	0.500	0.506 ± 0.012
	8	-	-	-	-	0.947 ± 0.016	0.801 ± 0.044	0.524 ± 0.020	0.532 ± 0.047	0.603 ± 0.137
	16	-	-	-	-	0.957 ± 0.011	0.839 ± 0.029	0.590 ± 0.075	0.757 ± 0.025	0.801 ± 0.108
	32	-	-	-	-	0.968 ± 0.007	0.852 ± 0.029	0.779 ± 0.072	0.837 ± 0.079	0.883 ± 0.106
	64	-	-	-	-	0.960 ± 0.009	0.862 ± 0.017	0.855 ± 0.050	0.978 ± 0.008	0.974 ± 0.017
bbb_ls_gpt	0	-	-	-	-	0.826 ± 0.005	-	-	-	-
	4	-	-	-	-	0.761 ± 0.110	0.531 ± 0.126	0.764 ± 0.125	0.500	0.507 ± 0.017
	8	-	-	-	-	0.726 ± 0.031	0.555 ± 0.097	0.896 ± 0.037	0.632 ± 0.182	0.767 ± 0.150
	16	-	-	-	-	0.747 ± 0.034	0.523 ± 0.116	0.864 ± 0.044	0.879 ± 0.045	0.877 ± 0.019
	32	-	-	-	-	0.804 ± 0.032	0.573 ± 0.058	0.914 ± 0.019	0.935 ± 0.008	0.915 ± 0.018
	64	-	-	-	-	0.788 ± 0.049	0.616 ± 0.058	0.891 ± 0.064	0.947 ± 0.021	0.969 ± 0.016
biodegr_ls_gpt	0	-	-	-	-	0.639 ± 0.003	-	-	-	-
	4	-	-	-	-	0.655 ± 0.033	0.531 ± 0.042	0.561 ± 0.028	0.500	0.503 ± 0.007
	8	-	-	-	-	0.652 ± 0.041	0.552 ± 0.043	0.551 ± 0.029	0.500	0.554 ± 0.100
	16	-	-	-	-	0.672 ± 0.061	0.578 ± 0.048	0.585 ± 0.060	0.599 ± 0.092	0.606 ± 0.105
	32	-	-	-	-	0.661 ± 0.025	0.588 ± 0.044	0.585 ± 0.068	0.728 ± 0.027	0.783 ± 0.120
	64	-	-	-	-	0.718 ± 0.038	0.647 ± 0.039	0.660 ± 0.031	0.791 ± 0.059	0.896 ± 0.036

Table 29: Per-domain results, *natural\_science* suite, Prompt 1 (full task description, no decision rules). Cells show ROC-AUC, mean±std across seeds, broken down by *shot-count* (rows) and *model* × *inference mode* (columns). For Qwen models the two sub-columns are gen (autoregressive) and fwd (single forward pass with masked label-token logits). GPT-4o-mini is API-only and supports gen only. Dashes indicate configurations not run.

Dataset	Shots	Models								
		Qwen3-8B		Qwen3-14B		GPT-4o-mini	TabPFN	LogReg	Random Forest	XGBoost
		gen	fwd	gen	fwd	gen	/	/	/	/
extrovert	0	0.614	0.572	0.627	0.618	0.568 ± 0.001	-	-	-	-
	4	0.592 ± 0.009	0.596 ± 0.005	0.576 ± 0.029	0.584 ± 0.009	0.582 ± 0.022	0.563 ± 0.070	0.599 ± 0.049	0.500	0.500
	8	0.599 ± 0.024	0.581 ± 0.032	0.582 ± 0.056	0.590 ± 0.047	0.592 ± 0.040	0.587 ± 0.051	0.606 ± 0.041	0.500	0.504 ± 0.009
	16	0.589 ± 0.039	0.590 ± 0.052	0.580 ± 0.033	0.592 ± 0.024	0.610 ± 0.010	0.639 ± 0.060	0.614 ± 0.047	0.582 ± 0.078	0.559 ± 0.081
	32	0.612 ± 0.013	0.627 ± 0.009	0.598 ± 0.036	0.591 ± 0.028	0.600 ± 0.014	0.648 ± 0.055	0.622 ± 0.043	0.641 ± 0.013	0.624 ± 0.026
	64	0.641 ± 0.028	0.640 ± 0.027	0.635 ± 0.023	0.631 ± 0.027	0.635 ± 0.020	0.666 ± 0.044	0.643 ± 0.024	0.672 ± 0.022	0.640 ± 0.015
adult	0	0.827	0.837	0.834	0.845	0.839 ± 0.001	-	-	-	-
	4	0.817 ± 0.026	0.826 ± 0.031	0.826 ± 0.030	0.791 ± 0.038	0.833 ± 0.026	0.694 ± 0.094	0.586 ± 0.043	0.500	0.500
	8	0.799 ± 0.036	0.803 ± 0.034	0.816 ± 0.023	0.782 ± 0.017	0.853 ± 0.009	0.690 ± 0.121	0.580 ± 0.063	0.500	0.511 ± 0.024
	16	0.833 ± 0.020	0.822 ± 0.031	0.841 ± 0.024	0.811 ± 0.022	0.858 ± 0.008	0.775 ± 0.086	0.623 ± 0.031	0.612 ± 0.153	0.647 ± 0.118
	32	0.842 ± 0.017	0.833 ± 0.035	0.856 ± 0.016	0.820 ± 0.019	0.872 ± 0.015	0.833 ± 0.028	0.689 ± 0.060	0.780 ± 0.047	0.765 ± 0.038
	64	0.854 ± 0.014	0.841 ± 0.026	0.865 ± 0.013	0.852 ± 0.014	0.868 ± 0.009	0.870 ± 0.020	0.725 ± 0.028	0.833 ± 0.024	0.790 ± 0.028
tech_mental_health_survey	0	0.695	0.631	0.721	0.690	0.715 ± 0.003	-	-	-	-
	4	0.863 ± 0.018	0.835 ± 0.028	0.826 ± 0.071	0.783 ± 0.052	0.706 ± 0.096	0.771 ± 0.125	0.719 ± 0.164	0.500	0.511 ± 0.025
	8	0.865 ± 0.020	0.852 ± 0.039	0.854 ± 0.021	0.826 ± 0.029	0.809 ± 0.044	0.831 ± 0.124	0.794 ± 0.175	0.689 ± 0.259	0.588 ± 0.105
	16	0.869 ± 0.020	0.855 ± 0.022	0.840 ± 0.035	0.815 ± 0.039	0.822 ± 0.067	0.942 ± 0.078	0.828 ± 0.117	0.922 ± 0.073	0.807 ± 0.229
	32	0.885 ± 0.015	0.875 ± 0.018	0.878 ± 0.012	0.849 ± 0.018	0.871 ± 0.022	0.997 ± 0.008	0.933 ± 0.037	0.992 ± 0.019	0.969 ± 0.021
	64	0.877 ± 0.027	0.880 ± 0.026	0.858 ± 0.049	0.825 ± 0.067	0.881 ± 0.019	1.000	0.958	1.000	0.994 ± 0.008
fitness	0	0.627	0.504	0.642	0.587	0.654 ± 0.009	-	-	-	-
	4	0.620 ± 0.075	0.583 ± 0.049	0.673 ± 0.066	0.682 ± 0.066	0.708 ± 0.043	0.617 ± 0.131	0.666 ± 0.096	0.500	0.545 ± 0.101
	8	0.631 ± 0.039	0.622 ± 0.045	0.676 ± 0.049	0.682 ± 0.032	0.712 ± 0.020	0.684 ± 0.076	0.719 ± 0.037	0.544 ± 0.099	0.612 ± 0.110
	16	0.599 ± 0.037	0.583 ± 0.030	0.655 ± 0.043	0.652 ± 0.044	0.681 ± 0.037	0.732 ± 0.053	0.751 ± 0.022	0.671 ± 0.097	0.687 ± 0.090
	32	0.628 ± 0.046	0.630 ± 0.049	0.662 ± 0.020	0.650 ± 0.012	0.696 ± 0.019	0.766 ± 0.047	0.770 ± 0.018	0.742 ± 0.018	0.688 ± 0.045
	64	0.649 ± 0.033	0.660 ± 0.037	0.676 ± 0.018	0.661 ± 0.029	0.719 ± 0.017	0.800 ± 0.010	0.770 ± 0.016	0.762 ± 0.008	0.761 ± 0.018
adult_ls_qwen	0	0.721	0.666	0.742	0.664	-	-	-	-	-
	4	0.928 ± 0.016	0.894 ± 0.030	0.943 ± 0.029	0.940 ± 0.033	-	0.575 ± 0.076	0.734 ± 0.097	0.500	0.503 ± 0.007
	8	0.937 ± 0.026	0.907 ± 0.033	0.963 ± 0.006	0.950 ± 0.021	-	0.616 ± 0.049	0.726 ± 0.056	0.564 ± 0.144	0.605 ± 0.186
	16	0.953 ± 0.014	0.942 ± 0.018	0.960 ± 0.010	0.954 ± 0.013	-	0.657 ± 0.052	0.779 ± 0.077	0.919 ± 0.034	0.891 ± 0.063
	32	0.949 ± 0.013	0.932 ± 0.012	0.964 ± 0.009	0.959 ± 0.010	-	0.686 ± 0.039	0.833 ± 0.045	0.946 ± 0.020	0.963 ± 0.006
	64	0.957 ± 0.004	0.954 ± 0.005	0.963 ± 0.004	0.956 ± 0.005	-	0.755 ± 0.026	0.880 ± 0.011	0.974 ± 0.004	0.971 ± 0.011
tech_mental_health_survey_ls_qwen	0	0.674 ± 0.001	0.674	0.767	0.742	-	-	-	-	-
	4	0.829 ± 0.033	0.788 ± 0.029	0.824 ± 0.031	0.792 ± 0.035	-	0.625 ± 0.078	0.525 ± 0.020	0.500	0.500
	8	0.828 ± 0.032	0.806 ± 0.041	0.834 ± 0.017	0.811 ± 0.013	-	0.599 ± 0.059	0.533 ± 0.020	0.516 ± 0.027	0.511 ± 0.015
	16	0.822 ± 0.032	0.806 ± 0.026	0.833 ± 0.014	0.829 ± 0.013	-	0.725 ± 0.058	0.618 ± 0.068	0.657 ± 0.121	0.623 ± 0.115
	32	0.816 ± 0.026	0.816 ± 0.024	0.827 ± 0.019	0.818 ± 0.021	-	0.845 ± 0.072	0.700 ± 0.068	0.790 ± 0.079	0.755 ± 0.079
	64	0.792 ± 0.024	0.809 ± 0.018	0.808 ± 0.013	0.785 ± 0.015	-	0.927 ± 0.026	0.778 ± 0.043	0.884 ± 0.037	0.945 ± 0.050
fitness_ls_qwen	0	0.707	0.706	0.696	0.714	-	-	-	-	-
	4	0.779 ± 0.029	0.766 ± 0.029	0.848 ± 0.063	0.824 ± 0.067	-	0.680 ± 0.114	0.523 ± 0.011	0.500	0.500
	8	0.768 ± 0.061	0.750 ± 0.049	0.852 ± 0.062	0.821 ± 0.087	-	0.801 ± 0.104	0.582 ± 0.076	0.500	0.605 ± 0.154
	16	0.778 ± 0.035	0.799 ± 0.027	0.842 ± 0.053	0.844 ± 0.056	-	0.859 ± 0.058	0.596 ± 0.079	0.755 ± 0.149	0.704 ± 0.204
	32	0.792 ± 0.028	0.812 ± 0.014	0.843 ± 0.056	0.862 ± 0.047	-	0.928 ± 0.022	0.710 ± 0.049	0.891 ± 0.036	0.931 ± 0.060
	64	0.789 ± 0.037	0.813 ± 0.030	0.815 ± 0.057	0.849 ± 0.049	-	0.957 ± 0.011	0.771 ± 0.052	0.945 ± 0.013	0.973 ± 0.010
adult_ls_gpt	0	-	-	-	-	0.821 ± 0.005	-	-	-	-
	4	-	-	-	-	0.833 ± 0.018	0.533 ± 0.070	0.538 ± 0.027	0.500	0.520 ± 0.027
	8	-	-	-	-	0.838 ± 0.025	0.585 ± 0.065	0.563 ± 0.039	0.500	0.516 ± 0.035
	16	-	-	-	-	0.852 ± 0.041	0.644 ± 0.073	0.543 ± 0.022	0.546 ± 0.043	0.557 ± 0.046
	32	-	-	-	-	0.830 ± 0.030	0.804 ± 0.052	0.608 ± 0.067	0.618 ± 0.063	0.670 ± 0.079
	64	-	-	-	-	0.840 ± 0.025	0.902 ± 0.059	0.636 ± 0.054	0.702 ± 0.071	0.862 ± 0.046
tech_mental_health_survey_ls_gpt	0	-	-	-	-	0.676 ± 0.005	-	-	-	-
	4	-	-	-	-	0.695 ± 0.029	0.658 ± 0.074	0.681 ± 0.124	0.500	0.500
	8	-	-	-	-	0.691 ± 0.033	0.720 ± 0.105	0.675 ± 0.081	0.575 ± 0.169	0.512 ± 0.027
	16	-	-	-	-	0.683 ± 0.015	0.798 ± 0.097	0.751 ± 0.100	0.749 ± 0.148	0.751 ± 0.095
	32	-	-	-	-	0.690 ± 0.016	0.885 ± 0.072	0.789 ± 0.105	0.863 ± 0.090	0.843 ± 0.130
	64	-	-	-	-	0.694 ± 0.019	0.933 ± 0.019	0.835 ± 0.026	0.945 ± 0.016	0.955 ± 0.019
fitness_ls_gpt	0	-	-	-	-	0.587 ± 0.004	-	-	-	-
	4	-	-	-	-	0.656 ± 0.044	0.541 ± 0.047	0.797 ± 0.152	0.500	0.500
	8	-	-	-	-	0.636 ± 0.023	0.567 ± 0.112	0.898 ± 0.088	0.562 ± 0.138	0.677 ± 0.243
	16	-	-	-	-	0.641 ± 0.018	0.643 ± 0.112	0.933 ± 0.035	0.954 ± 0.041	0.954 ± 0.025
	32	-	-	-	-	0.639 ± 0.023	0.793 ± 0.040	0.946 ± 0.027	0.973 ± 0.019	0.971 ± 0.012
	64	-	-	-	-	0.632 ± 0.010	0.919 ± 0.034	0.969 ± 0.005	0.984 ± 0.002	0.982 ± 0.010

Table 30: Per-domain results, *people\_society* suite, Prompt 1 (full task description, no decision rules). Cells show ROC-AUC, mean±std across seeds, broken down by *shot-count* (rows) and *model* × *inference mode* (columns). For Qwen models the two sub-columns are gen (autoregressive) and fwd (single forward pass with masked label-token logits). GPT-4o-mini is API-only and supports gen only. Dashes indicate configurations not run.

Dataset	Shots	Models									
		Qwen3-8B		Qwen3-14B		GPT-4o-mini	TabPFN	LogReg	Random Forest	XGBoost	
		gen	fwd	gen	fwd	gen	/	/	/	/	
machine	0	0.536	0.520	0.512	0.515	0.545 ± 0.016	-	-	-	-	
	4	0.520 ± 0.015	0.518 ± 0.022	0.530 ± 0.021	0.539 ± 0.021	0.527 ± 0.017	0.501 ± 0.035	0.514 ± 0.008	0.500	0.500	
	8	0.523 ± 0.020	0.533 ± 0.018	0.524 ± 0.025	0.529 ± 0.023	0.533 ± 0.016	0.509 ± 0.016	0.516 ± 0.017	0.500	0.507 ± 0.011	
	16	0.531 ± 0.017	0.531 ± 0.024	0.536 ± 0.021	0.539 ± 0.020	0.536 ± 0.017	0.507 ± 0.021	0.522 ± 0.012	0.513 ± 0.019	0.503 ± 0.005	
	32	0.522 ± 0.011	0.534 ± 0.012	0.540 ± 0.019	0.539 ± 0.026	0.541 ± 0.028	0.507 ± 0.033	0.520 ± 0.011	0.537 ± 0.015	0.526 ± 0.018	
	64	0.537 ± 0.016	0.550 ± 0.016	0.539 ± 0.022	0.547 ± 0.018	0.541 ± 0.028	0.505 ± 0.028	0.526 ± 0.008	0.528 ± 0.028	0.539 ± 0.030	
pc4	0	0.504	0.576	0.531	0.568	0.582 ± 0.009	-	-	-	-	
	4	0.581 ± 0.061	0.582 ± 0.070	0.639 ± 0.049	0.651 ± 0.023	0.601 ± 0.026	0.716 ± 0.110	0.559 ± 0.059	0.500	0.596 ± 0.133	
	8	0.598 ± 0.054	0.587 ± 0.071	0.675 ± 0.055	0.667 ± 0.026	0.630 ± 0.054	0.766 ± 0.079	0.621 ± 0.075	0.528 ± 0.062	0.650 ± 0.152	
	16	0.666 ± 0.057	0.683 ± 0.050	0.699 ± 0.034	0.689 ± 0.021	0.675 ± 0.032	0.802 ± 0.049	0.763 ± 0.070	0.762 ± 0.153	0.789 ± 0.079	
	32	0.703 ± 0.015	0.696 ± 0.020	0.689 ± 0.012	0.682 ± 0.014	0.695 ± 0.020	0.874 ± 0.024	0.797 ± 0.028	0.847 ± 0.023	0.859 ± 0.041	
	64	0.724 ± 0.032	0.710 ± 0.026	0.705 ± 0.018	0.692 ± 0.021	0.702 ± 0.027	0.917 ± 0.012	0.835 ± 0.041	0.868 ± 0.036	0.903 ± 0.016	
steel	0	0.970	0.871	0.996	0.887	0.930 ± 0.002	-	-	-	-	
	4	0.999 ± 0.002	0.996 ± 0.004	0.910 ± 0.056	0.755 ± 0.097	0.981 ± 0.019	0.585 ± 0.063	0.587 ± 0.064	0.500	0.558 ± 0.036	
	8	0.998 ± 0.004	0.986 ± 0.011	0.964 ± 0.019	0.898 ± 0.025	0.991 ± 0.008	0.659 ± 0.066	0.572 ± 0.030	0.500	0.548 ± 0.066	
	16	0.993 ± 0.015	0.988 ± 0.025	0.982 ± 0.010	0.914 ± 0.053	0.989 ± 0.013	0.787 ± 0.054	0.632 ± 0.043	0.619 ± 0.016	0.628 ± 0.028	
	32	0.998 ± 0.001	0.998 ± 0.001	0.983 ± 0.015	0.964 ± 0.032	0.994 ± 0.004	0.947 ± 0.043	0.650 ± 0.032	0.679 ± 0.050	0.737 ± 0.076	
	64	-	0.997 ± 0.004	0.996 ± 0.005	-	0.995 ± 0.003	0.985 ± 0.022	0.658 ± 0.060	0.781 ± 0.068	0.917 ± 0.035	
kcl	0	0.708	0.717	0.633	0.748	0.735 ± 0.008	-	-	-	-	
	4	0.731 ± 0.047	0.738 ± 0.028	0.711 ± 0.023	0.740 ± 0.012	0.747 ± 0.019	0.627 ± 0.175	0.651 ± 0.082	0.500	0.500	
	8	0.714 ± 0.053	0.717 ± 0.042	0.687 ± 0.074	0.746 ± 0.024	0.730 ± 0.059	0.713 ± 0.030	0.580 ± 0.042	0.547 ± 0.106	0.571 ± 0.098	
	16	0.750 ± 0.020	0.757 ± 0.012	0.732 ± 0.037	0.749 ± 0.019	0.757 ± 0.020	0.711 ± 0.029	0.565 ± 0.038	0.733 ± 0.036	0.639 ± 0.052	
	32	0.754 ± 0.021	0.751 ± 0.025	0.747 ± 0.015	0.755 ± 0.009	0.764 ± 0.009	0.733 ± 0.049	0.616 ± 0.070	0.754 ± 0.019	0.651 ± 0.087	
	64	0.763 ± 0.009	0.758 ± 0.015	0.745 ± 0.035	0.747 ± 0.036	0.759 ± 0.008	0.772 ± 0.015	0.657 ± 0.045	0.771 ± 0.011	0.747 ± 0.013	
pc4_ls_qwen	0	0.829	0.821	0.695	0.679	-	-	-	-	-	
	4	0.730 ± 0.029	0.664 ± 0.027	0.738 ± 0.042	0.607 ± 0.034	-	0.550 ± 0.073	0.575 ± 0.054	0.500	0.520 ± 0.020	
	8	0.747 ± 0.018	0.705 ± 0.007	0.753 ± 0.019	0.716 ± 0.045	-	0.592 ± 0.067	0.573 ± 0.052	0.526 ± 0.058	0.585 ± 0.120	
	16	0.760 ± 0.019	0.702 ± 0.067	0.773 ± 0.032	0.753 ± 0.044	-	0.603 ± 0.058	0.588 ± 0.047	0.585 ± 0.117	0.614 ± 0.107	
	32	0.793 ± 0.017	0.784 ± 0.023	0.794 ± 0.014	0.790 ± 0.023	-	0.655 ± 0.060	0.708 ± 0.072	0.823 ± 0.051	0.869 ± 0.076	
	64	0.785 ± 0.018	0.792 ± 0.022	0.775 ± 0.016	-	-	0.741 ± 0.034	0.791 ± 0.026	0.894 ± 0.047	0.968 ± 0.007	
steel_ls_qwen	0	0.995	0.997	0.989	0.996	-	-	-	-	-	
	4	0.997 ± 0.002	0.996 ± 0.001	0.993 ± 0.002	0.995 ± 0.003	-	0.872 ± 0.129	0.718 ± 0.169	0.500	0.526 ± 0.058	
	8	0.994 ± 0.002	0.993 ± 0.001	0.991 ± 0.004	0.994 ± 0.004	-	0.989 ± 0.008	0.832 ± 0.120	0.593 ± 0.207	0.594 ± 0.210	
	16	0.995 ± 0.004	0.993 ± 0.003	0.991 ± 0.004	0.944 ± 0.112	-	0.996 ± 0.006	0.931 ± 0.063	0.500	0.784 ± 0.259	
	32	0.998 ± 0.003	0.998 ± 0.002	0.992 ± 0.002	0.991 ± 0.009	-	0.995 ± 0.006	0.904 ± 0.091	0.500	0.779 ± 0.255	
	64	0.998 ± 0.002	0.849 ± 0.224	0.992 ± 0.004	0.944 ± 0.115	-	0.995 ± 0.006	0.963 ± 0.015	0.970 ± 0.021	0.975 ± 0.014	
kcl_ls_qwen	0	0.501	0.513	0.559	0.555	-	-	-	-	-	
	4	0.715 ± 0.033	0.680 ± 0.038	0.703 ± 0.032	0.642 ± 0.056	-	0.578 ± 0.070	0.595 ± 0.082	0.500	0.559 ± 0.087	
	8	0.718 ± 0.076	0.706 ± 0.065	0.706 ± 0.053	0.687 ± 0.064	-	0.608 ± 0.042	0.673 ± 0.089	0.500	0.580 ± 0.109	
	16	0.761 ± 0.024	0.742 ± 0.032	0.743 ± 0.031	0.693 ± 0.051	-	0.649 ± 0.058	0.703 ± 0.068	0.669 ± 0.155	0.694 ± 0.118	
	32	0.763 ± 0.025	0.762 ± 0.032	0.760 ± 0.023	0.745 ± 0.014	-	0.681 ± 0.065	0.735 ± 0.041	0.827 ± 0.038	0.842 ± 0.030	
	64	0.758 ± 0.024	0.748 ± 0.017	0.756 ± 0.010	0.750 ± 0.012	-	0.720 ± 0.031	0.793 ± 0.024	0.861 ± 0.021	0.888 ± 0.054	
pc4_ls_gpt	0	-	-	-	-	0.635 ± 0.005	-	-	-	-	
	4	-	-	-	-	0.739 ± 0.025	0.649 ± 0.061	0.533 ± 0.010	0.500	0.504 ± 0.008	
	8	-	-	-	-	0.736 ± 0.031	0.652 ± 0.074	0.552 ± 0.050	0.500	0.505 ± 0.011	
	16	-	-	-	-	0.747 ± 0.018	0.721 ± 0.067	0.638 ± 0.020	0.759 ± 0.088	0.683 ± 0.110	
	32	-	-	-	-	0.740 ± 0.013	0.808 ± 0.036	0.673 ± 0.037	0.840 ± 0.045	0.778 ± 0.081	
	64	-	-	-	-	0.755 ± 0.015	0.850 ± 0.018	0.740 ± 0.022	0.910 ± 0.038	0.951 ± 0.010	
steel_ls_gpt	0	-	-	-	-	0.957 ± 0.002	-	-	-	-	
	4	-	-	-	-	0.957 ± 0.009	0.750 ± 0.134	0.538 ± 0.012	0.500	0.511 ± 0.021	
	8	-	-	-	-	0.962 ± 0.015	0.840 ± 0.087	0.561 ± 0.013	0.531 ± 0.069	0.561 ± 0.083	
	16	-	-	-	-	0.952 ± 0.034	0.961 ± 0.016	0.574 ± 0.049	0.786 ± 0.095	0.881 ± 0.079	
	32	-	-	-	-	0.962 ± 0.008	0.980 ± 0.009	0.854 ± 0.098	0.934 ± 0.059	0.981 ± 0.014	
	64	-	-	-	-	0.966 ± 0.009	0.986 ± 0.010	0.975 ± 0.011	0.987 ± 0.009	0.993 ± 0.009	
kcl_ls_gpt	0	-	-	-	-	0.782 ± 0.002	-	-	-	-	
	4	-	-	-	-	0.817 ± 0.027	0.592 ± 0.080	0.550 ± 0.031	0.500	0.500	
	8	-	-	-	-	0.816 ± 0.009	0.599 ± 0.067	0.618 ± 0.059	0.500	0.565 ± 0.120	
	16	-	-	-	-	0.792 ± 0.022	0.671 ± 0.061	0.727 ± 0.107	0.684 ± 0.175	0.665 ± 0.169	
	32	-	-	-	-	0.796 ± 0.021	0.720 ± 0.050	0.802 ± 0.035	0.830 ± 0.055	0.888 ± 0.021	
	64	-	-	-	-	0.771 ± 0.024	0.839 ± 0.025	0.825 ± 0.013	0.906 ± 0.042	0.954 ± 0.012	

Table 31: Per-domain results, *software\_engineering* suite, Prompt 1 (full task description, no decision rules). Cells show ROC-AUC, mean±std across seeds, broken down by *shot-count* (rows) and *model × inference mode* (columns). For Qwen models the two sub-columns are gen (autoregressive) and fwd (single forward pass with masked label-token logits). GPT-4o-mini is API-only and supports gen only. Dashes indicate configurations not run.

## E.2 Prompt 2 — context-free (query only)

We turn to the strictest contextless setting (Prompt 2, Section B.2): the model receives the test row and (in the  $k$ -shot variants)  $k$  labelled in-context examples, but *no* task description and *no* decision rules. This isolates how much the LLM can extract purely from pattern-matching on the in-context examples themselves, with no help from prior natural-language knowledge of the task. We again give the two complementary cross-sections defined in Section E.1: indexed by serialization (Section E.2.1) and by shot count (Section E.2.2). The MLP-prior *synthetic* suite appears *only* in this section: its feature names are anonymous placeholders ( $f_0, f_1, \dots, h_0, h_1, \dots$ ) and carry no human-interpretable semantics, so the context-bearing Prompts 1 and 3 are inapplicable and were not run on it.

by the classical-ML baselines. All cells use the `feat_val` serialization. The MLP-prior *synthetic* suite appears at the bottom (see Section E.2.1).

*E.2.1 By serialization format.* The tables follow the same layout as Section E.1.1: rows are grouped by dataset and split into one row per serialization, columns are grouped by model and then by shot-count. TabPFN is again omitted because it does not consume text serializations; it appears with its raw-feature interface in the *by shot-count* tables (Section E.2.2).

*E.2.2 By shot count.* The layout matches Section E.1.2: rows are indexed by shot-count (0/4/8/16/32/64); columns report each model under both inference modes (`gen/fwd`) where applicable, followed



Dataset	Serialization	Models																	
		Qwen2-8B						Qwen2-14B						GPT-4o-mini					
		shot 0	shot 4	shot 8	shot 16	shot 32	shot 64	shot 0	shot 4	shot 8	shot 16	shot 32	shot 64	shot 0	shot 4	shot 8	shot 16	shot 32	shot 64
bank_credit_scoring	feat_val	0.529 ± 0.001	0.697 ± 0.054	0.754 ± 0.028	0.769 ± 0.044	0.799 ± 0.041	0.821 ± 0.011	0.712	0.767 ± 0.053	0.804 ± 0.015	0.819 ± 0.025	0.817 ± 0.032	0.801 ± 0.012	-	-	-	-	-	-
	feat_val_mask	0.524	0.694 ± 0.039	0.614 ± 0.035	0.642 ± 0.039	0.657 ± 0.038	0.673 ± 0.039	0.598	0.648 ± 0.014	0.653 ± 0.023	0.654 ± 0.053	0.686 ± 0.041	0.686 ± 0.042	-	-	-	-	-	-
	html	0.510	0.644 ± 0.042	0.677 ± 0.023	0.663 ± 0.018	0.671 ± 0.027	0.645 ± 0.016	0.611	0.604 ± 0.028	0.603 ± 0.066	0.621 ± 0.035	0.609 ± 0.013	0.610 ± 0.019	-	-	-	-	-	-
	markdown	0.513 ± 0.001	0.631 ± 0.069	0.606 ± 0.044	0.652 ± 0.061	0.673 ± 0.020	0.651 ± 0.022	0.553	0.638 ± 0.042	0.615 ± 0.088	0.632 ± 0.025	0.647 ± 0.025	0.652 ± 0.030	-	-	-	-	-	-
	markdown_mask	0.542 ± 0.020	0.561 ± 0.031	0.595 ± 0.023	0.581 ± 0.068	0.622 ± 0.039	0.627 ± 0.018	0.540	0.667 ± 0.047	0.624 ± 0.086	0.656 ± 0.067	0.674 ± 0.039	0.687 ± 0.041	-	-	-	-	-	-
audit	feat_val	0.530 ± 0.004	0.991 ± 0.006	0.992 ± 0.007	0.993 ± 0.005	0.996 ± 0.002	0.996 ± 0.001	0.860	0.993 ± 0.005	0.997 ± 0.003	0.998 ± 0.001	0.998 ± 0.001	0.998 ± 0.001	0.899 ± 0.004	0.980 ± 0.014	0.979 ± 0.029	0.994 ± 0.004	0.996 ± 0.001	0.994 ± 0.005
	feat_val_mask	0.542 ± 0.007	0.990 ± 0.006	0.984 ± 0.007	0.986 ± 0.003	0.988 ± 0.006	0.991 ± 0.005	0.829	0.988 ± 0.007	0.992 ± 0.007	0.998 ± 0.001	0.999 ± 0.001	0.999 ± 0.001	0.893 ± 0.007	0.989 ± 0.003	0.989 ± 0.004	0.994 ± 0.004	0.996 ± 0.004	0.992 ± 0.004
	html	0.732 ± 0.005	0.952 ± 0.020	0.968 ± 0.011	0.979 ± 0.012	0.992 ± 0.005	0.990 ± 0.004	0.586	0.954 ± 0.016	0.969 ± 0.003	0.977 ± 0.006	0.979 ± 0.007	0.984 ± 0.008	0.777 ± 0.008	0.815 ± 0.090	0.881 ± 0.107	0.939 ± 0.015	0.942 ± 0.007	0.937 ± 0.014
	markdown	0.879 ± 0.005	0.978 ± 0.013	0.988 ± 0.006	0.990 ± 0.004	0.992 ± 0.004	0.991 ± 0.005	0.582	0.955 ± 0.011	0.968 ± 0.012	0.977 ± 0.004	0.983 ± 0.006	0.973 ± 0.007	0.854 ± 0.010	0.915 ± 0.038	0.936 ± 0.025	0.958 ± 0.007	0.965 ± 0.007	0.962 ± 0.010
	markdown_mask	0.510 ± 0.010	0.948 ± 0.029	0.960 ± 0.019	0.954 ± 0.014	0.973 ± 0.012	0.972 ± 0.006	0.585 ± 0.002	0.970 ± 0.014	0.977 ± 0.009	0.982 ± 0.007	0.986 ± 0.006	0.986 ± 0.005	0.825 ± 0.005	0.902 ± 0.034	0.936 ± 0.027	0.958 ± 0.011	0.969 ± 0.007	0.961 ± 0.013
fraud	feat_val	0.681 ± 0.012	0.759 ± 0.043	0.783 ± 0.089	0.816 ± 0.030	0.809 ± 0.021	0.838 ± 0.016	0.622	0.776 ± 0.044	0.776 ± 0.110	0.804 ± 0.039	0.782 ± 0.035	0.785 ± 0.021	0.706 ± 0.033	0.833 ± 0.036	0.837 ± 0.036	0.860 ± 0.022	0.877 ± 0.032	0.888 ± 0.011
	feat_val_mask	0.561 ± 0.086	0.616 ± 0.029	0.698 ± 0.084	0.733 ± 0.066	0.776 ± 0.048	0.780 ± 0.011	0.526 ± 0.001	0.680 ± 0.041	0.674 ± 0.067	0.655 ± 0.094	0.648 ± 0.058	0.672 ± 0.022	0.533 ± 0.023	0.636 ± 0.033	0.691 ± 0.069	0.717 ± 0.073	0.740 ± 0.038	0.796 ± 0.021
	html	0.658 ± 0.018	0.778 ± 0.051	0.785 ± 0.065	0.811 ± 0.030	0.773 ± 0.015	0.793 ± 0.024	0.644	0.838 ± 0.025	0.831 ± 0.040	0.838 ± 0.027	0.851 ± 0.026	0.868 ± 0.017	0.685 ± 0.016	0.822 ± 0.016	0.817 ± 0.029	0.827 ± 0.029	0.821 ± 0.019	0.844 ± 0.014
	markdown	0.661 ± 0.011	0.745 ± 0.033	0.792 ± 0.061	0.813 ± 0.041	0.809 ± 0.016	0.837 ± 0.010	0.679	0.798 ± 0.059	0.815 ± 0.072	0.851 ± 0.037	0.832 ± 0.021	0.851 ± 0.018	0.673 ± 0.020	0.828 ± 0.021	0.822 ± 0.018	0.837 ± 0.031	0.818 ± 0.033	0.849 ± 0.030
	markdown_mask	0.567 ± 0.007	0.666 ± 0.021	0.674 ± 0.098	0.721 ± 0.075	0.743 ± 0.048	0.779 ± 0.011	0.529 ± 0.001	0.740 ± 0.050	0.770 ± 0.067	0.789 ± 0.036	0.759 ± 0.039	0.795 ± 0.025	0.509 ± 0.007	0.789 ± 0.036	0.814 ± 0.035	0.801 ± 0.058	0.825 ± 0.022	0.839 ± 0.011
credit	feat_val	0.552 ± 0.022	0.544 ± 0.035	0.573 ± 0.037	0.593 ± 0.056	0.610 ± 0.056	0.600 ± 0.041	0.565	0.581 ± 0.067	0.573 ± 0.042	0.609 ± 0.055	0.640 ± 0.079	0.676 ± 0.022	0.637 ± 0.002	0.590 ± 0.062	0.588 ± 0.059	0.586 ± 0.062	0.665 ± 0.017	0.661 ± 0.029
	feat_val_mask	0.607 ± 0.008	0.589 ± 0.030	0.621 ± 0.037	0.639 ± 0.065	0.635 ± 0.038	0.659 ± 0.012	0.549	0.600 ± 0.075	0.589 ± 0.045	0.626 ± 0.017	0.621 ± 0.035	0.662 ± 0.030	0.617 ± 0.016	0.631 ± 0.046	0.615 ± 0.057	0.615 ± 0.038	0.671 ± 0.051	0.709 ± 0.032
	html	0.551 ± 0.010	0.552 ± 0.028	0.564 ± 0.037	0.549 ± 0.016	0.575 ± 0.073	0.595 ± 0.050	0.505	0.587 ± 0.024	0.556 ± 0.028	0.630 ± 0.025	0.609 ± 0.027	0.645 ± 0.020	0.581 ± 0.024	0.570 ± 0.056	0.596 ± 0.047	0.619 ± 0.052	0.655 ± 0.029	0.667 ± 0.020
	markdown	0.562 ± 0.011	0.547 ± 0.053	0.611 ± 0.084	0.624 ± 0.064	0.616 ± 0.062	0.662 ± 0.027	0.518 ± 0.001	0.565 ± 0.063	0.581 ± 0.034	0.611 ± 0.056	0.600 ± 0.057	0.628 ± 0.043	0.577 ± 0.010	0.603 ± 0.031	0.611 ± 0.054	0.622 ± 0.072	0.646 ± 0.046	0.673 ± 0.015
	markdown_mask	0.567 ± 0.002	0.592 ± 0.066	0.592 ± 0.070	0.628 ± 0.067	0.618 ± 0.067	0.669 ± 0.051	0.545 ± 0.001	0.560 ± 0.060	0.585 ± 0.037	0.596 ± 0.068	0.603 ± 0.033	0.630 ± 0.034	0.571 ± 0.024	0.581 ± 0.038	0.626 ± 0.069	0.601 ± 0.041	0.627 ± 0.049	0.667 ± 0.020
audit_ls_qwen	feat_val	0.554 ± 0.014	0.661 ± 0.062	0.614 ± 0.118	0.693 ± 0.074	0.673 ± 0.022	0.687 ± 0.093	0.578	0.691 ± 0.102	0.584 ± 0.072	0.608 ± 0.078	0.582 ± 0.047	0.615 ± 0.036	-	-	-	-	-	-
	feat_val_mask	0.588 ± 0.009	0.562 ± 0.036	0.536 ± 0.041	0.592 ± 0.058	0.541 ± 0.025	0.544 ± 0.024	0.566	0.588 ± 0.035	0.573 ± 0.032	0.597 ± 0.012	0.559 ± 0.043	0.601 ± 0.024	-	-	-	-	-	-
	html	0.582 ± 0.011	0.560 ± 0.030	0.528 ± 0.021	0.595 ± 0.045	0.528 ± 0.029	0.558 ± 0.023	0.525	0.450 ± 0.068	0.598 ± 0.070	0.614 ± 0.068	0.616 ± 0.083	0.625 ± 0.049	-	-	-	-	-	-
	markdown	0.530 ± 0.006	0.566 ± 0.033	0.584 ± 0.050	0.587 ± 0.046	0.597 ± 0.035	0.594 ± 0.056	0.505	0.569 ± 0.094	0.550 ± 0.076	0.561 ± 0.046	0.559 ± 0.062	0.557 ± 0.036	-	-	-	-	-	-
	markdown_mask	0.531 ± 0.022	0.553 ± 0.052	0.577 ± 0.064	0.572 ± 0.027	0.533 ± 0.030	0.548 ± 0.030	0.555 ± 0.001	0.559 ± 0.042	0.560 ± 0.018	0.546 ± 0.024	0.544 ± 0.013	0.528 ± 0.028	-	-	-	-	-	-
fraud_ls_qwen	feat_val	0.736 ± 0.003	0.788 ± 0.084	0.924 ± 0.028	0.888 ± 0.033	0.879 ± 0.027	0.829 ± 0.040	0.670	0.805 ± 0.047	0.878 ± 0.055	0.904 ± 0.019	0.931 ± 0.031	0.917 ± 0.021	-	-	-	-	-	-
	feat_val_mask	0.602 ± 0.007	0.763 ± 0.057	0.826 ± 0.061	0.818 ± 0.039	0.813 ± 0.047	0.808 ± 0.050	0.660	0.789 ± 0.047	0.885 ± 0.086	0.920 ± 0.039	0.931 ± 0.022	0.926 ± 0.022	-	-	-	-	-	-
	html	0.765 ± 0.012	0.871 ± 0.032	0.886 ± 0.018	0.858 ± 0.052	0.892 ± 0.025	0.809 ± 0.042	0.626	0.889 ± 0.026	0.911 ± 0.050	0.916 ± 0.016	0.924 ± 0.048	0.943 ± 0.034	-	-	-	-	-	-
	markdown	0.636 ± 0.004	0.658 ± 0.071	0.735 ± 0.083	0.720 ± 0.039	0.696 ± 0.050	0.765 ± 0.045	0.620	0.869 ± 0.052	0.902 ± 0.046	0.868 ± 0.017	0.880 ± 0.025	0.875 ± 0.069	-	-	-	-	-	-
	markdown_mask	0.530 ± 0.002	0.600 ± 0.036	0.673 ± 0.023	0.665 ± 0.061	0.665 ± 0.069	0.655 ± 0.049	0.502 ± 0.001	0.633 ± 0.089	0.616 ± 0.036	0.642 ± 0.029	0.593 ± 0.029	0.578 ± 0.030	-	-	-	-	-	-
credit_ls_qwen	feat_val	0.552 ± 0.010	0.561 ± 0.032	0.588 ± 0.046	0.572 ± 0.050	0.587 ± 0.045	0.592 ± 0.033	0.645	0.608 ± 0.028	0.622 ± 0.053	0.628 ± 0.043	0.621 ± 0.035	0.621 ± 0.016	-	-	-	-	-	-
	feat_val_mask	0.567 ± 0.015	0.543 ± 0.031	0.532 ± 0.011	0.546 ± 0.031	0.516 ± 0.005	0.537 ± 0.042	0.546	0.539 ± 0.034	0.552 ± 0.050	0.542 ± 0.028	0.561 ± 0.032	0.544 ± 0.027	-	-	-	-	-	-
	html	0.535 ± 0.018	0.706 ± 0.140	0.760 ± 0.075	0.825 ± 0.037	0.844 ± 0.025	0.811 ± 0.055	0.671	0.669 ± 0.105	0.795 ± 0.042	0.815 ± 0.024	0.837 ± 0.017	0.786 ± 0.020	-	-	-	-	-	-
	markdown	0.567 ± 0.002	0.659 ± 0.125	0.683 ± 0.099	0.756 ± 0.044	0.728 ± 0.111	0.808 ± 0.040	0.659	0.750 ± 0.099	0.839 ± 0.052	0.795 ± 0.052	0.811 ± 0.027	0.735 ± 0.019	-	-	-	-	-	-
	markdown_mask	0.559 ± 0.003	0.554 ± 0.041	0.597 ± 0.032	0.564 ± 0.047	0.580 ± 0.034	0.630 ± 0.055	0.698 ± 0.002	0.714 ± 0.096	0.791 ± 0.078	0.769 ± 0.085	0.833 ± 0.051	0.802 ± 0.034	-	-	-	-	-	-
audit_ls_gpt	feat_val	-	-	-	-	-	-	-	-	-	-	-	-	0.918 ± 0.003	0.897 ± 0.058	0.911 ± 0.038	0.908 ± 0.041	0.909 ± 0.015	0.895 ± 0.022
	feat_val_mask	-	-	-	-	-	-	-	-	-	-	-	-	0.569 ± 0.017	0.581 ± 0.040	0.636 ± 0.069	0.658 ± 0.067	0.639 ± 0.080	0.553 ± 0.034
	html	-	-	-	-	-	-	-	-	-	-	-	-	0.741 ± 0.010	0.940 ± 0.013	0.944 ± 0.014	0.943 ± 0.013	0.940 ± 0.017	0.911 ± 0.022
	markdown	-	-	-	-	-	-	-	-	-	-	-	-	0.843 ± 0.009	0.950 ± 0.029	0.967 ± 0.009	0.948 ± 0.018	0.952 ± 0.015	0.940 ± 0.021
	markdown_mask	-	-	-	-	-	-	-	-	-	-	-	-	0.588 ± 0.018	0.562 ± 0.038	0.603 ± 0.034	0.555 ± 0.045	0.518 ± 0.011	0.538 ± 0.048
fraud_ls_gpt	feat_val	-	-	-	-	-	-	-	-	-	-	-	-	0.632 ± 0.002	0.747 ± 0.025	0.764 ± 0.052	0.796 ± 0.045	0.834 ± 0.017	0.877 ± 0.036
	feat_val_mask	-	-	-	-	-	-	-	-	-	-	-	-	0.549 ± 0.011	0.782 ± 0.069	0.770 ± 0.076	0.779 ± 0.045	0.817 ± 0.028	0.835 ± 0.052
	html	-	-	-	-	-	-	-	-	-	-	-	-	0.660 ± 0.003	0.774 ± 0.070	0.771 ± 0.040	0.794 ± 0.027	0.816 ± 0.033	0.849 ± 0.025
	markdown	-	-	-	-	-	-	-	-	-	-	-	-	0.659 ± 0.005	0.786 ± 0.059	0.787 ± 0.050	0.811 ± 0.040	0.825 ± 0.048	0.840 ± 0.033
	markdown_mask	-	-	-	-	-	-	-	-	-	-	-	-	0.506 ± 0.005	0.715 ± 0.059	0.771 ± 0.081	0.777 ± 0.029	0.825 ± 0.034	0.849 ± 0.067
credit_ls_gpt	feat_val	-	-	-	-	-	-	-	-	-	-	-	-	0.547 ± 0.007	0.935 ± 0.009	0.939 ± 0.007	0.938 ± 0.007	0.930 ± 0.009	0.922 ± 0.006
	feat_val_mask	-	-	-	-	-	-	-	-	-	-	-	-	0.552 ± 0.009	0.566 ± 0.042	0.600 ± 0.050	0.591 ± 0.060	0.599 ± 0.089	0.600 ± 0.099
	html	-	-	-	-	-	-	-	-	-	-	-	-	0.556 ± 0.009	0.658 ± 0.062	0.6			





Dataset	Serialization	Models																			
		Qwen3-8B								Qwen3-1.8B								GPT-4o-mini			
		shot 0	shot 4	shot 8	shot 16	shot 32	shot 64	shot 0	shot 4	shot 8	shot 16	shot 32	shot 64	shot 0	shot 4	shot 8	shot 16	shot 32	shot 64		
seismic_bumps	feat_val	0.672 ± 0.019	0.751 ± 0.020	0.750 ± 0.020	0.722 ± 0.051	0.728 ± 0.020	0.738 ± 0.023	0.699	0.746 ± 0.021	0.759 ± 0.020	0.754 ± 0.016	0.752 ± 0.010	0.746 ± 0.034	0.767 ± 0.012	0.745 ± 0.021	0.750 ± 0.025	0.735 ± 0.018	0.703 ± 0.041	0.723 ± 0.030		
	feat_val_mask	0.685 ± 0.006	0.755 ± 0.023	0.742 ± 0.033	0.753 ± 0.017	0.748 ± 0.017	0.754 ± 0.012	0.731 ± 0.005	0.753 ± 0.011	0.732 ± 0.032	0.729 ± 0.028	0.731 ± 0.020	0.735 ± 0.018	0.598 ± 0.019	0.729 ± 0.030	0.740 ± 0.028	0.715 ± 0.015	0.698 ± 0.029	0.706 ± 0.027		
	html	0.688 ± 0.008	0.743 ± 0.017	0.750 ± 0.008	0.748 ± 0.025	0.741 ± 0.021	0.749 ± 0.020	0.689	0.761 ± 0.015	0.752 ± 0.009	0.745 ± 0.021	0.749 ± 0.017	0.756 ± 0.003	0.749 ± 0.010	0.679 ± 0.031	0.753 ± 0.015	0.736 ± 0.018	0.718 ± 0.024	0.708 ± 0.024		
	markdown	0.739 ± 0.002	0.735 ± 0.015	0.743 ± 0.016	0.770 ± 0.010	0.753 ± 0.013	0.756 ± 0.027	0.731	0.762 ± 0.013	0.759 ± 0.019	0.764 ± 0.008	0.763 ± 0.009	0.754 ± 0.027	0.740 ± 0.011	0.703 ± 0.032	0.739 ± 0.034	0.727 ± 0.017	0.690 ± 0.040	0.695 ± 0.028		
markdown_mask	0.729 ± 0.006	0.716 ± 0.028	0.744 ± 0.017	0.758 ± 0.013	0.739 ± 0.021	0.738 ± 0.039	0.723	0.759 ± 0.018	0.752 ± 0.019	0.752 ± 0.022	0.749 ± 0.018	0.753 ± 0.037	0.683 ± 0.014	0.642 ± 0.066	0.668 ± 0.048	0.653 ± 0.022	0.669 ± 0.044	0.657 ± 0.034			
bbbp	feat_val	0.614 ± 0.004	0.628 ± 0.072	0.660 ± 0.099	0.798 ± 0.023	0.822 ± 0.029	0.829 ± 0.017	0.603	0.754 ± 0.026	0.744 ± 0.028	0.815 ± 0.016	0.835 ± 0.014	0.845 ± 0.027	0.561 ± 0.008	0.672 ± 0.028	0.616 ± 0.054	0.695 ± 0.055	0.736 ± 0.037	0.766 ± 0.024		
	feat_val_mask	0.612 ± 0.009	0.681 ± 0.040	0.741 ± 0.071	0.721 ± 0.125	0.785 ± 0.054	0.827 ± 0.021	0.591	0.666 ± 0.071	0.738 ± 0.078	0.752 ± 0.102	0.756 ± 0.087	0.829 ± 0.010	0.759 ± 0.011	0.567 ± 0.036	0.694 ± 0.091	0.689 ± 0.089	0.698 ± 0.055	0.733 ± 0.071		
	html	0.711 ± 0.001	0.646 ± 0.106	0.693 ± 0.092	0.781 ± 0.036	0.786 ± 0.026	0.802 ± 0.017	0.731	0.735 ± 0.047	0.760 ± 0.035	0.797 ± 0.021	0.823 ± 0.019	0.835 ± 0.014	0.547 ± 0.009	0.637 ± 0.048	0.580 ± 0.062	0.633 ± 0.072	0.599 ± 0.080	0.695 ± 0.039		
	markdown	0.730 ± 0.002	0.618 ± 0.097	0.663 ± 0.088	0.744 ± 0.078	0.757 ± 0.057	0.775 ± 0.038	0.661	0.677 ± 0.110	0.750 ± 0.019	0.809 ± 0.012	0.810 ± 0.023	0.834 ± 0.040	0.518 ± 0.006	0.590 ± 0.076	0.604 ± 0.055	0.675 ± 0.041	0.673 ± 0.040	0.702 ± 0.049		
markdown_mask	0.611 ± 0.006	0.576 ± 0.058	0.688 ± 0.036	0.752 ± 0.079	0.788 ± 0.015	0.806 ± 0.023	0.660	0.601 ± 0.059	0.749 ± 0.033	0.800 ± 0.013	0.798 ± 0.023	0.826 ± 0.026	0.563 ± 0.017	0.665 ± 0.058	0.563 ± 0.030	0.631 ± 0.048	0.634 ± 0.101	0.704 ± 0.029			
biodegr	feat_val	0.642 ± 0.004	0.670 ± 0.114	0.754 ± 0.108	0.783 ± 0.099	0.824 ± 0.021	0.845 ± 0.031	0.759	0.627 ± 0.145	0.744 ± 0.124	0.774 ± 0.077	0.816 ± 0.046	0.849 ± 0.014	0.634 ± 0.017	0.664 ± 0.091	0.670 ± 0.125	0.666 ± 0.122	0.666 ± 0.126	0.704 ± 0.082		
	feat_val_mask	0.507 ± 0.003	0.562 ± 0.043	0.608 ± 0.042	0.569 ± 0.037	0.584 ± 0.034	0.585 ± 0.042	0.546	0.634 ± 0.030	0.643 ± 0.033	0.655 ± 0.033	0.640 ± 0.034	0.634 ± 0.023	-	-	-	-	-	-		
	html	0.645 ± 0.002	0.614 ± 0.104	0.678 ± 0.138	0.717 ± 0.123	0.698 ± 0.073	0.724 ± 0.048	0.691	0.752 ± 0.058	0.703 ± 0.094	0.709 ± 0.049	0.624 ± 0.086	0.659 ± 0.100	0.745 ± 0.011	0.753 ± 0.038	0.731 ± 0.034	0.728 ± 0.021	0.756 ± 0.019	0.745 ± 0.031		
	markdown	0.730 ± 0.010	0.657 ± 0.112	0.717 ± 0.127	0.673 ± 0.116	0.715 ± 0.063	0.697 ± 0.065	0.531 ± 0.001	0.750 ± 0.076	0.708 ± 0.099	0.700 ± 0.114	0.637 ± 0.092	0.654 ± 0.071	0.749 ± 0.009	0.728 ± 0.057	0.671 ± 0.052	0.599 ± 0.078	0.613 ± 0.073	0.637 ± 0.062		
markdown_mask	0.644 ± 0.005	0.643 ± 0.093	0.735 ± 0.112	0.690 ± 0.104	0.751 ± 0.043	0.761 ± 0.042	0.664 ± 0.001	0.716 ± 0.065	0.686 ± 0.128	0.682 ± 0.059	0.611 ± 0.031	0.602 ± 0.097	0.614 ± 0.008	0.710 ± 0.106	0.688 ± 0.053	0.661 ± 0.058	0.673 ± 0.085	0.722 ± 0.060			
seismic_bumps_ls_qwen	feat_val	0.582 ± 0.009	0.671 ± 0.106	0.746 ± 0.059	0.708 ± 0.045	0.693 ± 0.061	0.727 ± 0.029	0.531	0.711 ± 0.086	0.701 ± 0.077	0.630 ± 0.040	0.651 ± 0.035	0.598 ± 0.011	-	-	-	-	-	-		
	feat_val_mask	0.515 ± 0.004	0.562 ± 0.043	0.608 ± 0.042	0.569 ± 0.037	0.584 ± 0.034	0.585 ± 0.042	0.546	0.634 ± 0.030	0.643 ± 0.033	0.655 ± 0.033	0.640 ± 0.034	0.634 ± 0.023	-	-	-	-	-	-		
	html	0.561 ± 0.018	0.701 ± 0.072	0.756 ± 0.062	0.667 ± 0.061	0.748 ± 0.055	0.814 ± 0.068	0.558	0.759 ± 0.095	0.722 ± 0.135	0.658 ± 0.071	0.630 ± 0.069	0.644 ± 0.056	-	-	-	-	-	-		
	markdown	0.515 ± 0.016	0.603 ± 0.054	0.663 ± 0.075	0.622 ± 0.072	0.644 ± 0.078	0.690 ± 0.073	0.515	0.714 ± 0.075	0.707 ± 0.114	0.642 ± 0.062	0.592 ± 0.028	0.668 ± 0.066	-	-	-	-	-	-		
markdown_mask	0.623 ± 0.026	0.555 ± 0.058	0.566 ± 0.064	0.567 ± 0.040	0.586 ± 0.023	0.670 ± 0.087	0.510	0.624 ± 0.090	0.644 ± 0.106	0.596 ± 0.035	0.593 ± 0.042	0.643 ± 0.089	-	-	-	-	-	-			
bbbp_ls_qwen	feat_val	0.543 ± 0.012	0.684 ± 0.165	0.733 ± 0.057	0.787 ± 0.101	0.863 ± 0.071	0.905 ± 0.037	0.534	0.738 ± 0.156	0.880 ± 0.062	0.916 ± 0.045	0.954 ± 0.027	0.978 ± 0.006	-	-	-	-	-	-		
	feat_val_mask	0.507 ± 0.003	0.562 ± 0.043	0.608 ± 0.042	0.569 ± 0.037	0.584 ± 0.034	0.585 ± 0.042	0.546	0.634 ± 0.030	0.643 ± 0.033	0.655 ± 0.033	0.640 ± 0.034	0.634 ± 0.023	-	-	-	-	-	-		
	html	0.571 ± 0.009	0.649 ± 0.118	0.740 ± 0.071	0.776 ± 0.072	0.876 ± 0.028	0.934 ± 0.024	0.638	0.664 ± 0.073	0.823 ± 0.080	0.830 ± 0.050	0.886 ± 0.044	0.907 ± 0.048	-	-	-	-	-	-		
	markdown	0.548 ± 0.015	0.698 ± 0.106	0.755 ± 0.087	0.838 ± 0.099	0.889 ± 0.039	0.924 ± 0.029	0.520	0.647 ± 0.081	0.858 ± 0.030	0.831 ± 0.077	0.872 ± 0.026	0.916 ± 0.052	-	-	-	-	-	-		
markdown_mask	0.535 ± 0.007	0.685 ± 0.131	0.709 ± 0.093	0.822 ± 0.092	0.858 ± 0.028	0.905 ± 0.032	0.722	0.805 ± 0.086	0.924 ± 0.023	0.936 ± 0.053	0.927 ± 0.044	0.949 ± 0.025	-	-	-	-	-	-			
biodegr_ls_qwen	feat_val	0.824 ± 0.003	0.726 ± 0.064	0.734 ± 0.080	0.725 ± 0.089	0.810 ± 0.042	0.812 ± 0.060	0.687	0.658 ± 0.100	0.680 ± 0.073	0.660 ± 0.030	0.800 ± 0.020	0.749 ± 0.113	-	-	-	-	-	-		
	feat_val_mask	0.503 ± 0.003	0.579 ± 0.069	0.591 ± 0.125	0.603 ± 0.047	0.622 ± 0.035	0.643 ± 0.112	0.524	0.635 ± 0.107	0.625 ± 0.100	0.700 ± 0.080	0.749 ± 0.083	0.767 ± 0.081	-	-	-	-	-	-		
	html	0.712 ± 0.003	0.748 ± 0.074	0.771 ± 0.071	0.773 ± 0.015	0.823 ± 0.022	0.820 ± 0.037	0.738 ± 0.011	0.720 ± 0.088	0.766 ± 0.094	0.799 ± 0.056	0.875 ± 0.033	0.825 ± 0.045	-	-	-	-	-	-		
	markdown	0.787 ± 0.005	0.696 ± 0.083	0.749 ± 0.084	0.758 ± 0.059	0.824 ± 0.036	0.743 ± 0.057	0.685 ± 0.001	0.692 ± 0.091	0.735 ± 0.095	0.664 ± 0.071	0.737 ± 0.050	0.807 ± 0.026	-	-	-	-	-	-		
markdown_mask	0.522 ± 0.002	0.753 ± 0.136	0.828 ± 0.034	0.828 ± 0.014	0.831 ± 0.047	0.806 ± 0.034	0.592	0.666 ± 0.062	0.719 ± 0.089	0.686 ± 0.047	0.736 ± 0.092	0.804 ± 0.071	-	-	-	-	-	-			
seismic_bumps_ls_gpt	feat_val	-	-	-	-	-	-	-	-	-	-	-	-	0.852 ± 0.006	0.928 ± 0.036	0.934 ± 0.027	0.942 ± 0.018	0.959 ± 0.013	0.951 ± 0.012		
	feat_val_mask	-	-	-	-	-	-	-	-	-	-	-	-	0.817 ± 0.010	0.828 ± 0.077	0.867 ± 0.022	0.888 ± 0.033	0.905 ± 0.023	0.924 ± 0.013		
	html	-	-	-	-	-	-	-	-	-	-	-	-	0.809 ± 0.006	0.923 ± 0.019	0.939 ± 0.015	0.927 ± 0.019	0.947 ± 0.017	0.944 ± 0.010		
	markdown	-	-	-	-	-	-	-	-	-	-	-	-	0.822 ± 0.013	0.924 ± 0.029	0.933 ± 0.018	0.942 ± 0.012	0.942 ± 0.010	0.950 ± 0.003		
markdown_mask	-	-	-	-	-	-	-	-	-	-	-	-	0.826 ± 0.008	0.871 ± 0.048	0.893 ± 0.022	0.913 ± 0.021	0.929 ± 0.009	0.940 ± 0.007			
bbbp_ls_gpt	feat_val	-	-	-	-	-	-	-	-	-	-	-	-	0.597 ± 0.009	0.663 ± 0.103	0.641 ± 0.051	0.712 ± 0.063	0.769 ± 0.027	0.772 ± 0.052		
	feat_val_mask	-	-	-	-	-	-	-	-	-	-	-	-	0.509 ± 0.010	0.605 ± 0.090	0.608 ± 0.035	0.634 ± 0.064	0.678 ± 0.057	0.629 ± 0.078		
	html	-	-	-	-	-	-	-	-	-	-	-	-	0.603 ± 0.006	0.623 ± 0.019	0.659 ± 0.015	0.672 ± 0.012	0.646 ± 0.050	0.610 ± 0.060		
	markdown	-	-	-	-	-	-	-	-	-	-	-	-	0.550 ± 0.004	0.592 ± 0.045	0.625 ± 0.064	0.641 ± 0.070	0.675 ± 0.066	0.602 ± 0.033		
markdown_mask	-	-	-	-	-	-	-	-	-	-	-	-	0.510 ± 0.009	0.595 ± 0.091	0.587 ± 0.051	0.583 ± 0.055	0.572 ± 0.051	0.594 ± 0.041			
biodegr_ls_gpt	feat_val	-	-	-	-	-	-	-	-	-	-	-	-	0.504 ± 0.002	0.591 ± 0.064	0.613 ± 0.051	0.642 ± 0.038	0.645 ± 0.022	0.693 ± 0.021		
	feat_val_mask	-	-	-	-	-	-	-	-	-	-	-	-	0.642 ± 0.021	0.556 ± 0.025	0.572 ± 0.056	0.604 ± 0.044	0.582 ± 0.043	0.618 ± 0.028		
	html	-	-	-	-	-	-	-	-	-	-	-	-	0.506 ± 0.003	0.571 ± 0.034	0.591 ± 0.049	0.611 ± 0.025	0.579 ± 0.048	0.633 ± 0.030		
	markdown	-	-	-	-	-	-	-	-	-	-	-	-	0.541 ± 0.002	0.560 ± 0.031	0.591 ± 0.041	0.603 ± 0.038	0.584 ± 0.064	0.628 ± 0.039		
markdown_mask	-	-	-	-	-	-	-	-	-	-	-	-	0.536 ± 0.012	0.549 ± 0.023	0.550 ± 0.033	0.567 ± 0.030	0.559 ± 0.058	0.579 ± 0.057			

Table 37: Per-domain results, *natural\_science* suite, Prompt 2 (context-free: query only, no task description, no decision rules). Cells show ROC-AUC, mean±std across seeds, broken down by serialization (rows within each dataset) and number of in-context shots (columns within each model block). TabPFN is omitted because it does not consume text serializations (its raw-feature performance is reported in the *by shot-count* tables, Section E.2.2). Dashes indicate configurations not run.

Dataset	Serialization	Models																			
		Qwen3-8B								Qwen3-1.8B								GPT-4o-mini			
		shot 0	shot 4	shot 8	shot 16	shot 32	shot 64	shot 0	shot 4	shot 8	shot 16	shot 32	shot 64	shot 0	shot 4	shot 8	shot 16	shot 32	shot 64		
extrovert	feat_val	0.614	0.592 ± 0.009	0.599 ± 0.024	0.589 ± 0.039	0.612 ± 0.013	0.641 ± 0.028	0.627	0.576 ± 0.029	0.582 ± 0.056	0.580 ± 0.033	0.598 ± 0.036	0.635 ± 0.023	-	-	-	-	-	-		
	feat_val_mask	0.600	0.577 ± 0.019	0.571 ± 0.036	0.589 ± 0.012	0.591 ± 0.010	0.593 ± 0.011	0.562	0.586 ± 0.041	0.575 ± 0.037	0.578 ± 0.036	0.592 ± 0.040	0.650 ± 0.029	-	-	-	-	-	-		
	html	0.623																			



Dataset	Shots	Models									
		Qwen3-8B		Qwen3-14B		GPT-4o-mini	TabPFN	LogReg	Random Forest	XGBoost	
		gen	fwd	gen	fwd	gen	/	/	/	/	
callcenter	0	0.510	0.503	0.543	0.537	-	-	-	-	-	
	4	0.674 ± 0.029	0.664 ± 0.049	0.678 ± 0.033	0.688 ± 0.060	-	0.526 ± 0.112	0.578 ± 0.059	0.500	0.558 ± 0.059	
	8	0.698 ± 0.041	0.684 ± 0.046	0.676 ± 0.043	0.723 ± 0.016	-	0.584 ± 0.093	0.655 ± 0.069	0.500	0.565 ± 0.090	
	16	0.686 ± 0.029	0.690 ± 0.039	0.656 ± 0.024	0.700 ± 0.049	-	0.660 ± 0.091	0.627 ± 0.043	0.564 ± 0.062	0.526 ± 0.036	
	32	0.689 ± 0.036	0.704 ± 0.040	0.658 ± 0.052	0.716 ± 0.034	-	0.720 ± 0.081	0.678 ± 0.046	0.638 ± 0.045	0.583 ± 0.070	
64	0.706 ± 0.024	0.712 ± 0.025	0.680 ± 0.035	0.685 ± 0.035	-	0.770 ± 0.076	0.686 ± 0.072	0.652 ± 0.073	0.634 ± 0.064		
hiring	0	0.598 ± 0.005	0.591	0.581	0.606	0.579 ± 0.007	-	-	-	-	
	4	0.540 ± 0.006	0.538 ± 0.028	0.554 ± 0.025	0.560 ± 0.043	0.555 ± 0.019	0.482 ± 0.065	0.555 ± 0.042	0.500	0.501 ± 0.002	
	8	0.575 ± 0.026	0.543 ± 0.029	0.595 ± 0.048	0.607 ± 0.025	0.569 ± 0.051	0.512 ± 0.062	0.570 ± 0.031	0.511 ± 0.024	0.505 ± 0.010	
	16	0.566 ± 0.025	0.556 ± 0.038	0.571 ± 0.037	0.615 ± 0.028	0.573 ± 0.018	0.573 ± 0.080	0.586 ± 0.036	0.533 ± 0.036	0.525 ± 0.035	
	32	0.556 ± 0.033	0.540 ± 0.023	0.582 ± 0.043	0.609 ± 0.025	0.595 ± 0.025	0.610 ± 0.055	0.595 ± 0.042	0.565 ± 0.046	0.560 ± 0.030	
64	0.543 ± 0.016	0.535 ± 0.020	0.581 ± 0.038	0.599 ± 0.038	0.580 ± 0.028	0.662 ± 0.029	0.592 ± 0.023	0.590 ± 0.052	0.576 ± 0.027		
telco	0	0.501 ± 0.001	0.501	0.558	0.571	0.521 ± 0.003	-	-	-	-	
	4	0.590 ± 0.051	0.589 ± 0.060	0.597 ± 0.079	0.568 ± 0.055	0.591 ± 0.096	0.658 ± 0.104	0.655 ± 0.062	0.500	0.500	
	8	0.675 ± 0.114	0.573 ± 0.069	0.662 ± 0.087	0.629 ± 0.096	0.626 ± 0.062	0.713 ± 0.097	0.700 ± 0.115	0.559 ± 0.131	0.510 ± 0.020	
	16	0.718 ± 0.071	0.533 ± 0.034	0.791 ± 0.037	0.755 ± 0.079	0.709 ± 0.066	0.761 ± 0.049	0.782 ± 0.022	0.774 ± 0.041	0.681 ± 0.074	
	32	0.733 ± 0.041	0.595 ± 0.038	0.791 ± 0.019	0.781 ± 0.028	0.728 ± 0.050	0.798 ± 0.030	0.791 ± 0.021	0.793 ± 0.015	0.780 ± 0.033	
64	0.774 ± 0.018	0.614 ± 0.054	0.814 ± 0.012	0.813 ± 0.010	0.757 ± 0.036	0.810 ± 0.014	0.793 ± 0.027	0.817 ± 0.014	0.790 ± 0.019		
marketing	0	0.684 ± 0.009	0.691	0.742	0.747	0.691 ± 0.011	-	-	-	-	
	4	0.802 ± 0.021	0.775 ± 0.025	0.764 ± 0.017	0.766 ± 0.053	0.738 ± 0.031	0.613 ± 0.089	0.643 ± 0.070	0.500	0.508 ± 0.013	
	8	0.778 ± 0.035	0.757 ± 0.031	0.768 ± 0.038	0.761 ± 0.038	0.739 ± 0.020	0.603 ± 0.090	0.682 ± 0.059	0.584 ± 0.122	0.530 ± 0.066	
	16	0.783 ± 0.025	0.789 ± 0.031	0.763 ± 0.034	0.785 ± 0.023	0.739 ± 0.023	0.722 ± 0.082	0.692 ± 0.074	0.621 ± 0.132	0.651 ± 0.095	
	32	0.795 ± 0.019	0.793 ± 0.012	0.777 ± 0.016	0.779 ± 0.033	0.749 ± 0.025	0.778 ± 0.056	0.768 ± 0.028	0.782 ± 0.018	0.728 ± 0.132	
64	0.787 ± 0.015	0.770 ± 0.022	0.768 ± 0.018	0.776 ± 0.022	0.742 ± 0.008	0.837 ± 0.025	0.786 ± 0.022	0.824 ± 0.031	0.778 ± 0.018		
hiring_ls_qwen	0	0.582 ± 0.006	0.627	0.697	0.698	-	-	-	-	-	
	4	0.762 ± 0.018	0.758 ± 0.023	0.756 ± 0.031	0.687 ± 0.048	-	0.543 ± 0.048	0.612 ± 0.108	0.500	0.500	
	8	0.732 ± 0.048	0.727 ± 0.036	0.753 ± 0.007	0.689 ± 0.068	-	0.597 ± 0.084	0.610 ± 0.046	0.515 ± 0.034	0.553 ± 0.115	
	16	0.736 ± 0.022	0.734 ± 0.023	0.766 ± 0.030	0.741 ± 0.032	-	0.596 ± 0.074	0.657 ± 0.020	0.819 ± 0.073	0.809 ± 0.116	
	32	0.732 ± 0.020	0.695 ± 0.039	0.769 ± 0.025	0.752 ± 0.029	-	0.656 ± 0.060	0.658 ± 0.016	0.918 ± 0.032	0.941 ± 0.013	
64	0.764 ± 0.017	0.741 ± 0.009	0.795 ± 0.013	0.776 ± 0.015	-	0.551 ± 0.141	0.672 ± 0.016	0.955 ± 0.012	0.970 ± 0.029		
telco_ls_qwen	0	0.771 ± 0.022	0.802	0.785	0.897	-	-	-	-	-	
	4	0.615 ± 0.090	0.613 ± 0.043	0.682 ± 0.111	0.609 ± 0.116	-	0.617 ± 0.098	0.657 ± 0.178	0.500	0.500	
	8	0.695 ± 0.072	0.671 ± 0.072	0.748 ± 0.092	0.673 ± 0.149	-	0.617 ± 0.084	0.838 ± 0.175	0.744 ± 0.139	0.591 ± 0.127	
	16	0.734 ± 0.122	0.729 ± 0.102	0.727 ± 0.084	0.677 ± 0.125	-	0.712 ± 0.070	0.931 ± 0.018	0.934 ± 0.038	0.927 ± 0.066	
	32	0.810 ± 0.056	0.803 ± 0.061	0.809 ± 0.087	0.746 ± 0.121	-	0.767 ± 0.028	0.957 ± 0.015	0.983 ± 0.015	0.984 ± 0.021	
64	0.796 ± 0.040	0.782 ± 0.064	0.750 ± 0.048	0.646 ± 0.095	-	0.787 ± 0.033	0.957 ± 0.015	0.997 ± 0.001	0.991 ± 0.002		
marketing_ls_qwen	0	0.585 ± 0.015	0.551	0.638	0.592	-	-	-	-	-	
	4	0.680 ± 0.071	0.684 ± 0.022	0.742 ± 0.050	0.715 ± 0.075	-	0.564 ± 0.048	0.537 ± 0.032	0.500	0.508 ± 0.019	
	8	0.660 ± 0.085	0.670 ± 0.039	0.762 ± 0.034	0.763 ± 0.013	-	0.589 ± 0.062	0.557 ± 0.060	0.551 ± 0.113	0.534 ± 0.076	
	16	0.643 ± 0.075	0.650 ± 0.048	0.744 ± 0.028	0.743 ± 0.026	-	0.691 ± 0.086	0.554 ± 0.040	0.651 ± 0.144	0.756 ± 0.168	
	32	0.638 ± 0.083	0.605 ± 0.064	0.730 ± 0.065	0.731 ± 0.041	-	0.753 ± 0.074	0.569 ± 0.015	0.833 ± 0.064	0.909 ± 0.025	
64	0.681 ± 0.034	0.675 ± 0.048	0.760 ± 0.045	0.756 ± 0.037	-	0.830 ± 0.056	0.618 ± 0.090	0.927 ± 0.016	0.960 ± 0.008		
hiring_ls_gpt	0	-	-	-	-	0.724 ± 0.002	-	-	-	-	
	4	-	-	-	-	0.764 ± 0.009	0.526 ± 0.079	0.580 ± 0.095	0.500	0.518 ± 0.024	
	8	-	-	-	-	0.764 ± 0.023	0.517 ± 0.077	0.563 ± 0.050	0.546 ± 0.102	0.602 ± 0.134	
	16	-	-	-	-	0.777 ± 0.018	0.550 ± 0.067	0.582 ± 0.065	0.718 ± 0.131	0.717 ± 0.151	
	32	-	-	-	-	0.762 ± 0.027	0.567 ± 0.047	0.611 ± 0.097	0.833 ± 0.045	0.846 ± 0.064	
64	-	-	-	-	0.759 ± 0.018	0.565 ± 0.049	0.661 ± 0.115	0.891 ± 0.029	0.926 ± 0.016		
telco_ls_gpt	0	-	-	-	-	0.707 ± 0.003	-	-	-	-	
	4	-	-	-	-	0.747 ± 0.159	0.594 ± 0.096	0.724 ± 0.145	0.500	0.500	
	8	-	-	-	-	0.671 ± 0.073	0.607 ± 0.113	0.799 ± 0.070	0.570 ± 0.121	0.597 ± 0.159	
	16	-	-	-	-	0.675 ± 0.115	0.751 ± 0.066	0.840 ± 0.039	0.833 ± 0.065	0.881 ± 0.032	
	32	-	-	-	-	0.701 ± 0.138	0.791 ± 0.030	0.880 ± 0.025	0.905 ± 0.020	0.912 ± 0.024	
64	-	-	-	-	0.731 ± 0.113	0.815 ± 0.017	0.886 ± 0.018	0.938 ± 0.030	0.955 ± 0.026		
marketing_ls_gpt	0	-	-	-	-	0.757 ± 0.004	-	-	-	-	
	4	-	-	-	-	0.723 ± 0.062	0.565 ± 0.096	0.592 ± 0.081	0.500	0.561 ± 0.056	
	8	-	-	-	-	0.721 ± 0.053	0.592 ± 0.115	0.615 ± 0.067	0.536 ± 0.080	0.539 ± 0.085	
	16	-	-	-	-	0.744 ± 0.027	0.632 ± 0.092	0.623 ± 0.082	0.618 ± 0.096	0.631 ± 0.079	
	32	-	-	-	-	0.749 ± 0.028	0.695 ± 0.040	0.646 ± 0.035	0.694 ± 0.020	0.672 ± 0.045	
64	-	-	-	-	0.727 ± 0.023	0.711 ± 0.036	0.677 ± 0.039	0.717 ± 0.004	0.695 ± 0.023		

Table 41: Per-domain results, *business suite*, Prompt 2 (context-free: query only, no task description, no decision rules), feat\_val serialization. Cells show ROC-AUC, mean±std across seeds, broken down by *shot-count* (rows) and *model × inference mode* (columns). For Qwen models the two sub-columns are gen (autoregressive) and fwd (single forward pass with masked label-token logits). GPT-4o-mini is API-only and supports gen only. Dashes indicate configurations not run.

Dataset	Shots	Models								
		Qwen3-8B		Qwen3-14B		GPT-4o-mini	TabPFN	LogReg	Random Forest	XGBoost
		gen	fwd	gen	fwd	gen	/	/	/	/
reading	0	0.745 ± 0.002	0.648	0.800	0.760	-	-	-	-	-
	4	0.747 ± 0.027	0.719 ± 0.045	0.775 ± 0.069	0.766 ± 0.067	-	0.542 ± 0.134	0.560 ± 0.036	0.500	0.512 ± 0.017
	8	0.735 ± 0.028	0.712 ± 0.040	0.778 ± 0.068	0.766 ± 0.067	-	0.620 ± 0.117	0.616 ± 0.050	0.511 ± 0.026	0.592 ± 0.125
	16	0.731 ± 0.019	0.717 ± 0.027	0.790 ± 0.024	0.777 ± 0.026	-	0.650 ± 0.110	0.651 ± 0.087	0.647 ± 0.133	0.673 ± 0.140
	32	0.707 ± 0.032	0.694 ± 0.031	0.742 ± 0.035	0.726 ± 0.043	-	0.728 ± 0.106	0.676 ± 0.046	0.755 ± 0.052	0.700 ± 0.078
	64	0.699 ± 0.018	0.702 ± 0.017	0.771 ± 0.029	0.767 ± 0.030	-	0.793 ± 0.065	0.718 ± 0.029	0.810 ± 0.012	0.746 ± 0.045
student_famsup	0	0.544 ± 0.001	0.514	0.560	0.572	-	-	-	-	-
	4	0.551 ± 0.043	0.557 ± 0.039	0.571 ± 0.027	0.569 ± 0.025	0.558 ± 0.025	0.510 ± 0.069	0.542 ± 0.031	0.500	0.535 ± 0.032
	8	0.558 ± 0.031	0.563 ± 0.027	0.560 ± 0.040	0.559 ± 0.037	0.554 ± 0.017	0.532 ± 0.052	0.541 ± 0.021	0.500	0.533 ± 0.025
	16	0.571 ± 0.025	0.572 ± 0.032	0.580 ± 0.021	0.575 ± 0.027	0.543 ± 0.037	0.526 ± 0.043	0.542 ± 0.022	0.541 ± 0.041	0.539 ± 0.036
	32	0.561 ± 0.023	0.548 ± 0.029	0.567 ± 0.034	0.545 ± 0.041	0.559 ± 0.023	0.538 ± 0.040	0.522 ± 0.028	0.533 ± 0.025	0.530 ± 0.018
	64	0.548 ± 0.039	0.547 ± 0.026	0.598 ± 0.011	0.586 ± 0.016	0.597 ± 0.012	0.573 ± 0.049	0.545 ± 0.034	0.549 ± 0.040	0.574 ± 0.050
tae	0	0.721	0.630	0.638	0.511	0.540 ± 0.029	-	-	-	-
	4	0.677 ± 0.093	0.643 ± 0.094	0.655 ± 0.043	0.648 ± 0.064	0.632 ± 0.065	0.494 ± 0.076	0.530 ± 0.014	0.500	0.517 ± 0.027
	8	0.715 ± 0.104	0.701 ± 0.098	0.685 ± 0.096	0.723 ± 0.097	0.671 ± 0.061	0.546 ± 0.085	0.525 ± 0.013	0.508 ± 0.017	0.563 ± 0.053
	16	0.753 ± 0.037	0.762 ± 0.043	0.719 ± 0.081	0.746 ± 0.100	0.692 ± 0.091	0.690 ± 0.087	0.638 ± 0.114	0.570 ± 0.109	0.546 ± 0.072
	32	0.786 ± 0.103	0.824 ± 0.049	0.762 ± 0.047	0.794 ± 0.050	0.798 ± 0.049	0.765 ± 0.081	0.599 ± 0.079	0.642 ± 0.089	0.596 ± 0.063
	64	0.847 ± 0.045	0.839 ± 0.040	0.797 ± 0.025	0.797 ± 0.026	0.836 ± 0.038	0.807 ± 0.042	0.663 ± 0.079	0.739 ± 0.047	0.762 ± 0.081
irish	0	0.551 ± 0.005	0.553	0.677	0.622	0.792 ± 0.021	-	-	-	-
	4	0.952 ± 0.024	0.872 ± 0.104	0.935 ± 0.029	0.928 ± 0.041	0.930 ± 0.044	0.877 ± 0.089	0.689 ± 0.044	0.500	0.538 ± 0.066
	8	0.913 ± 0.077	0.864 ± 0.106	0.951 ± 0.039	0.926 ± 0.053	0.937 ± 0.025	0.979 ± 0.023	0.738 ± 0.020	0.831 ± 0.079	0.732 ± 0.114
	16	0.960 ± 0.015	0.933 ± 0.022	0.961 ± 0.024	0.943 ± 0.034	0.956 ± 0.019	0.999 ± 0.001	0.767 ± 0.054	0.900 ± 0.040	0.954 ± 0.027
	32	0.952 ± 0.019	0.940 ± 0.022	0.973 ± 0.020	0.966 ± 0.031	0.955 ± 0.013	1.000	0.809 ± 0.021	0.953 ± 0.011	0.963 ± 0.010
	64	0.955 ± 0.022	0.965 ± 0.016	0.991 ± 0.004	0.986 ± 0.010	0.957 ± 0.019	1.000	0.829 ± 0.010	0.972 ± 0.005	0.975 ± 0.006
student_famsup_ls_qwen	0	0.653 ± 0.012	0.653	0.519	0.645	-	-	-	-	-
	4	0.704 ± 0.042	0.722 ± 0.036	0.706 ± 0.088	0.724 ± 0.096	-	0.602 ± 0.085	0.625 ± 0.039	0.500	0.506 ± 0.009
	8	0.725 ± 0.109	0.744 ± 0.085	0.769 ± 0.102	0.773 ± 0.074	-	0.664 ± 0.090	0.616 ± 0.044	0.551 ± 0.100	0.506 ± 0.014
	16	0.750 ± 0.032	0.756 ± 0.044	0.809 ± 0.018	0.802 ± 0.024	-	0.711 ± 0.063	0.627 ± 0.056	0.592 ± 0.126	0.717 ± 0.098
	32	0.748 ± 0.027	0.774 ± 0.019	0.787 ± 0.025	0.796 ± 0.037	-	0.754 ± 0.053	0.684 ± 0.047	0.812 ± 0.048	0.794 ± 0.063
	64	0.760 ± 0.029	0.782 ± 0.020	0.788 ± 0.033	0.801 ± 0.018	-	0.796 ± 0.035	0.719 ± 0.015	0.875 ± 0.021	0.898 ± 0.032
tae_ls_qwen	0	0.507 ± 0.004	0.569	0.790	0.760	-	-	-	-	-
	4	0.749 ± 0.021	0.782 ± 0.021	0.834 ± 0.029	0.816 ± 0.049	-	0.631 ± 0.051	0.640 ± 0.081	0.500	0.502 ± 0.002
	8	0.763 ± 0.041	0.784 ± 0.031	0.804 ± 0.026	0.784 ± 0.046	-	0.720 ± 0.052	0.722 ± 0.067	0.590 ± 0.133	0.577 ± 0.112
	16	0.772 ± 0.046	0.764 ± 0.050	0.811 ± 0.042	0.804 ± 0.046	-	0.785 ± 0.043	0.791 ± 0.061	0.817 ± 0.015	0.708 ± 0.119
	32	0.788 ± 0.028	0.750 ± 0.030	0.844 ± 0.044	0.830 ± 0.034	-	0.887 ± 0.029	0.844 ± 0.031	0.871 ± 0.042	0.874 ± 0.062
	64	0.799 ± 0.023	0.757 ± 0.034	0.836 ± 0.016	0.831 ± 0.014	-	0.947 ± 0.012	0.874 ± 0.007	0.922 ± 0.035	0.961 ± 0.018
irish_ls_qwen	0	0.559 ± 0.005	0.697	0.815	0.797	-	-	-	-	-
	4	0.696 ± 0.031	0.730 ± 0.052	0.792 ± 0.025	0.777 ± 0.055	-	0.607 ± 0.081	0.698 ± 0.072	0.500	0.528 ± 0.053
	8	0.713 ± 0.035	0.752 ± 0.029	0.811 ± 0.023	0.811 ± 0.022	-	0.664 ± 0.066	0.688 ± 0.097	0.500	0.579 ± 0.073
	16	0.763 ± 0.047	0.764 ± 0.054	0.818 ± 0.028	0.812 ± 0.025	-	0.727 ± 0.044	0.667 ± 0.080	0.596 ± 0.132	0.694 ± 0.036
	32	0.762 ± 0.051	0.757 ± 0.042	0.821 ± 0.022	0.808 ± 0.019	-	0.745 ± 0.035	0.737 ± 0.054	0.731 ± 0.046	0.684 ± 0.085
	64	0.811 ± 0.040	0.802 ± 0.042	0.838 ± 0.017	0.821 ± 0.016	-	0.839 ± 0.034	0.796 ± 0.018	0.818 ± 0.056	0.816 ± 0.035
student_famsup_ls_gpt	0	-	-	-	-	0.743 ± 0.001	-	-	-	-
	4	-	-	-	-	0.805 ± 0.020	0.574 ± 0.084	0.672 ± 0.085	0.500	0.503 ± 0.006
	8	-	-	-	-	0.768 ± 0.066	0.614 ± 0.069	0.707 ± 0.062	0.527 ± 0.060	0.607 ± 0.134
	16	-	-	-	-	0.745 ± 0.024	0.645 ± 0.051	0.684 ± 0.113	0.755 ± 0.152	0.700 ± 0.197
	32	-	-	-	-	0.737 ± 0.054	0.713 ± 0.054	0.728 ± 0.078	0.882 ± 0.030	0.890 ± 0.044
	64	-	-	-	-	0.731 ± 0.029	0.795 ± 0.039	0.795 ± 0.052	0.944 ± 0.015	0.967 ± 0.017
tae_ls_gpt	0	-	-	-	-	0.821 ± 0.005	-	-	-	-
	4	-	-	-	-	0.777 ± 0.026	0.653 ± 0.066	0.618 ± 0.107	0.500	0.503 ± 0.007
	8	-	-	-	-	0.791 ± 0.021	0.717 ± 0.071	0.706 ± 0.064	0.533 ± 0.074	0.685 ± 0.126
	16	-	-	-	-	0.805 ± 0.023	0.761 ± 0.050	0.624 ± 0.046	0.785 ± 0.033	0.758 ± 0.063
	32	-	-	-	-	0.803 ± 0.026	0.824 ± 0.048	0.727 ± 0.077	0.860 ± 0.030	0.886 ± 0.047
	64	-	-	-	-	0.802 ± 0.015	0.879 ± 0.034	0.780 ± 0.074	0.898 ± 0.033	0.927 ± 0.039
irish_ls_gpt	0	-	-	-	-	0.645 ± 0.006	-	-	-	-
	4	-	-	-	-	0.682 ± 0.065	0.635 ± 0.097	0.535 ± 0.037	0.500	0.502 ± 0.004
	8	-	-	-	-	0.739 ± 0.031	0.702 ± 0.089	0.564 ± 0.060	0.500	0.545 ± 0.064
	16	-	-	-	-	0.695 ± 0.042	0.733 ± 0.055	0.654 ± 0.093	0.682 ± 0.110	0.668 ± 0.111
	32	-	-	-	-	0.703 ± 0.040	0.780 ± 0.064	0.763 ± 0.052	0.814 ± 0.048	0.729 ± 0.146
	64	-	-	-	-	0.706 ± 0.030	0.864 ± 0.029	0.811 ± 0.014	0.907 ± 0.026	0.980 ± 0.012

Table 42: Per-domain results, *education* suite, Prompt 2 (context-free: query only, no task description, no decision rules), feat\_val serialization. Cells show ROC-AUC, mean±std across seeds, broken down by *shot-count* (rows) and *model × inference mode* (columns). For Qwen models the two sub-columns are gen (autoregressive) and fwd (single forward pass with masked label-token logits). GPT-4o-mini is API-only and supports gen only. Dashes indicate configurations not run.

Dataset	Shots	Models									
		Qwen3-8B		Qwen3-14B		GPT-4o-mini	TabPFN	LogReg	Random Forest	XGBoost	
		gen	fwd	gen	fwd	gen	/	/	/	/	
bank_credit_scoring	0	0.529 ± 0.001	0.500	0.712	0.714	-	-	-	-	-	
	4	0.697 ± 0.054	0.674 ± 0.071	0.767 ± 0.053	0.839 ± 0.041	-	0.620 ± 0.084	0.540 ± 0.022	0.500	0.500	
	8	0.754 ± 0.028	0.747 ± 0.024	0.804 ± 0.015	0.858 ± 0.028	-	0.790 ± 0.060	0.534 ± 0.026	0.538 ± 0.086	0.560 ± 0.134	
	16	0.769 ± 0.044	0.779 ± 0.044	0.819 ± 0.025	0.828 ± 0.014	-	0.834 ± 0.056	0.581 ± 0.049	0.731 ± 0.130	0.785 ± 0.051	
	32	0.799 ± 0.041	0.819 ± 0.030	0.817 ± 0.032	0.825 ± 0.021	-	0.867 ± 0.027	0.650 ± 0.067	0.781 ± 0.076	0.825 ± 0.036	
	64	0.821 ± 0.011	0.831 ± 0.015	0.801 ± 0.012	0.798 ± 0.012	-	0.890 ± 0.019	0.673 ± 0.079	0.828 ± 0.051	0.844 ± 0.038	
audit	0	0.530 ± 0.004	0.510	0.860	0.692	0.899 ± 0.004	-	-	-	-	
	4	0.991 ± 0.006	0.988 ± 0.007	0.993 ± 0.005	0.986 ± 0.010	0.980 ± 0.014	0.962 ± 0.018	0.814 ± 0.149	0.500	0.500	
	8	0.992 ± 0.007	0.990 ± 0.006	0.997 ± 0.003	0.987 ± 0.022	0.979 ± 0.029	0.983 ± 0.012	0.857 ± 0.153	0.974 ± 0.024	0.770 ± 0.156	
	16	0.993 ± 0.005	0.991 ± 0.008	0.998 ± 0.001	0.998 ± 0.002	0.994 ± 0.004	0.985 ± 0.016	0.993 ± 0.006	0.982 ± 0.009	0.934 ± 0.049	
	32	0.996 ± 0.002	0.985 ± 0.016	0.998 ± 0.001	0.998 ± 0.001	0.995 ± 0.001	0.995 ± 0.007	0.995 ± 0.002	0.989 ± 0.008	0.951 ± 0.052	
	64	0.996 ± 0.001	0.996 ± 0.001	0.998 ± 0.001	0.994 ± 0.004	0.994 ± 0.005	0.997 ± 0.003	0.997 ± 0.003	0.994 ± 0.006	0.974 ± 0.049	
fraud	0	0.681 ± 0.012	0.648	0.622	0.636	0.706 ± 0.033	-	-	-	-	
	4	0.759 ± 0.043	0.653 ± 0.053	0.776 ± 0.044	0.691 ± 0.099	0.833 ± 0.036	0.668 ± 0.105	0.705 ± 0.109	0.500	0.530 ± 0.041	
	8	0.783 ± 0.089	0.705 ± 0.120	0.776 ± 0.110	0.710 ± 0.076	0.837 ± 0.036	0.795 ± 0.126	0.765 ± 0.060	0.565 ± 0.097	0.588 ± 0.150	
	16	0.816 ± 0.030	0.666 ± 0.073	0.804 ± 0.039	0.775 ± 0.035	0.860 ± 0.022	0.947 ± 0.037	0.815 ± 0.033	0.645 ± 0.095	0.782 ± 0.085	
	32	0.809 ± 0.021	0.746 ± 0.049	0.782 ± 0.035	0.786 ± 0.040	0.877 ± 0.032	0.980 ± 0.010	0.823 ± 0.020	0.811 ± 0.038	0.856 ± 0.042	
	64	0.838 ± 0.016	0.782 ± 0.032	0.785 ± 0.021	0.769 ± 0.021	0.888 ± 0.011	0.988 ± 0.003	0.821 ± 0.028	0.840 ± 0.024	0.906 ± 0.019	
credit	0	0.552 ± 0.022	0.524	0.565	0.522	0.637 ± 0.002	-	-	-	-	
	4	0.544 ± 0.035	0.578 ± 0.079	0.581 ± 0.067	0.575 ± 0.042	0.590 ± 0.062	0.535 ± 0.073	0.559 ± 0.052	0.500	0.594 ± 0.093	
	8	0.573 ± 0.037	0.591 ± 0.044	0.573 ± 0.042	0.553 ± 0.035	0.588 ± 0.059	0.606 ± 0.064	0.575 ± 0.045	0.503 ± 0.007	0.604 ± 0.093	
	16	0.593 ± 0.056	0.608 ± 0.059	0.609 ± 0.055	0.607 ± 0.045	0.586 ± 0.062	0.611 ± 0.071	0.653 ± 0.076	0.646 ± 0.088	0.654 ± 0.095	
	32	0.610 ± 0.056	0.610 ± 0.061	0.640 ± 0.079	0.615 ± 0.073	0.665 ± 0.017	0.644 ± 0.055	0.660 ± 0.070	0.673 ± 0.071	0.636 ± 0.105	
	64	0.600 ± 0.041	0.626 ± 0.045	0.676 ± 0.022	0.670 ± 0.035	0.661 ± 0.029	0.700 ± 0.030	0.678 ± 0.035	0.694 ± 0.024	0.677 ± 0.029	
audit_ls_qwen	0	0.554 ± 0.014	0.666	0.578	0.602	-	-	-	-	-	
	4	0.661 ± 0.062	0.622 ± 0.078	0.691 ± 0.102	0.601 ± 0.117	-	0.577 ± 0.117	0.526 ± 0.019	0.500	0.507 ± 0.012	
	8	0.614 ± 0.118	0.619 ± 0.083	0.584 ± 0.072	0.551 ± 0.049	-	0.630 ± 0.098	0.515 ± 0.013	0.541 ± 0.072	0.531 ± 0.070	
	16	0.693 ± 0.074	0.625 ± 0.083	0.608 ± 0.078	0.596 ± 0.083	-	0.671 ± 0.065	0.530 ± 0.021	0.586 ± 0.119	0.658 ± 0.188	
	32	0.673 ± 0.022	0.664 ± 0.044	0.582 ± 0.047	0.589 ± 0.061	-	0.738 ± 0.016	0.519 ± 0.011	0.864 ± 0.064	0.973 ± 0.024	
	64	0.687 ± 0.093	0.668 ± 0.059	0.615 ± 0.036	0.572 ± 0.051	-	0.760 ± 0.023	0.531 ± 0.016	0.978 ± 0.016	0.975 ± 0.015	
fraud_ls_qwen	0	0.736 ± 0.003	0.690	0.670	0.674	-	-	-	-	-	
	4	0.788 ± 0.084	0.743 ± 0.085	0.805 ± 0.047	0.725 ± 0.073	-	0.866 ± 0.097	0.513 ± 0.008	0.500	0.502 ± 0.005	
	8	0.924 ± 0.028	0.894 ± 0.014	0.878 ± 0.055	0.853 ± 0.063	-	0.929 ± 0.047	0.528 ± 0.010	0.585 ± 0.188	0.720 ± 0.218	
	16	0.888 ± 0.033	0.842 ± 0.022	0.904 ± 0.019	0.903 ± 0.016	-	0.946 ± 0.015	0.535 ± 0.022	0.730 ± 0.213	0.922 ± 0.054	
	32	0.879 ± 0.027	0.846 ± 0.026	0.931 ± 0.031	0.913 ± 0.036	-	0.961 ± 0.015	0.526 ± 0.022	0.948 ± 0.017	0.941 ± 0.005	
	64	0.829 ± 0.040	0.822 ± 0.012	0.917 ± 0.021	0.924 ± 0.021	-	0.972 ± 0.015	0.552 ± 0.036	0.956 ± 0.009	0.966 ± 0.014	
credit_ls_qwen	0	0.552 ± 0.010	0.526	0.645	0.633	-	-	-	-	-	
	4	0.561 ± 0.032	0.544 ± 0.044	0.608 ± 0.028	0.618 ± 0.028	-	0.513 ± 0.045	0.685 ± 0.050	0.500	0.508 ± 0.015	
	8	0.588 ± 0.046	0.582 ± 0.046	0.622 ± 0.053	0.621 ± 0.056	-	0.495 ± 0.050	0.615 ± 0.082	0.534 ± 0.076	0.507 ± 0.017	
	16	0.572 ± 0.050	0.591 ± 0.044	0.628 ± 0.043	0.651 ± 0.040	-	0.509 ± 0.038	0.615 ± 0.071	0.798 ± 0.180	0.855 ± 0.095	
	32	0.587 ± 0.045	0.609 ± 0.033	0.621 ± 0.035	0.640 ± 0.018	-	0.516 ± 0.044	0.679 ± 0.057	0.952 ± 0.026	0.940 ± 0.019	
	64	0.592 ± 0.033	0.606 ± 0.033	0.621 ± 0.016	0.628 ± 0.010	-	0.536 ± 0.025	0.673 ± 0.053	0.965 ± 0.019	0.968 ± 0.008	
audit_ls_gpt	0	-	-	-	-	0.910 ± 0.003	-	-	-	-	
	4	-	-	-	-	0.897 ± 0.058	0.643 ± 0.068	0.597 ± 0.109	0.500	0.500	
	8	-	-	-	-	0.911 ± 0.038	0.697 ± 0.093	0.711 ± 0.120	0.570 ± 0.156	0.607 ± 0.159	
	16	-	-	-	-	0.908 ± 0.041	0.751 ± 0.028	0.698 ± 0.085	0.836 ± 0.080	0.735 ± 0.171	
	32	-	-	-	-	0.909 ± 0.015	0.774 ± 0.029	0.811 ± 0.038	0.914 ± 0.014	0.905 ± 0.011	
	64	-	-	-	-	0.895 ± 0.022	0.812 ± 0.036	0.842 ± 0.070	0.922 ± 0.029	0.918 ± 0.026	
fraud_ls_gpt	0	-	-	-	-	0.632 ± 0.002	-	-	-	-	
	4	-	-	-	-	0.747 ± 0.025	0.578 ± 0.104	0.599 ± 0.096	0.500	0.500	
	8	-	-	-	-	0.764 ± 0.052	0.646 ± 0.091	0.627 ± 0.069	0.534 ± 0.060	0.549 ± 0.068	
	16	-	-	-	-	0.796 ± 0.045	0.714 ± 0.037	0.626 ± 0.098	0.580 ± 0.094	0.628 ± 0.096	
	32	-	-	-	-	0.834 ± 0.017	0.786 ± 0.059	0.702 ± 0.042	0.792 ± 0.075	0.828 ± 0.078	
	64	-	-	-	-	0.877 ± 0.036	0.826 ± 0.034	0.729 ± 0.028	0.869 ± 0.063	0.926 ± 0.044	
credit_ls_gpt	0	-	-	-	-	0.547 ± 0.007	-	-	-	-	
	4	-	-	-	-	0.933 ± 0.009	0.764 ± 0.093	0.576 ± 0.052	0.500	0.500	
	8	-	-	-	-	0.939 ± 0.007	0.809 ± 0.074	0.629 ± 0.088	0.538 ± 0.084	0.668 ± 0.188	
	16	-	-	-	-	0.938 ± 0.007	0.892 ± 0.027	0.646 ± 0.086	0.697 ± 0.217	0.799 ± 0.173	
	32	-	-	-	-	0.930 ± 0.009	0.912 ± 0.019	0.727 ± 0.037	0.939 ± 0.045	0.952 ± 0.065	
	64	-	-	-	-	0.922 ± 0.006	0.928 ± 0.019	0.746 ± 0.044	0.987 ± 0.006	0.993 ± 0.007	

Table 43: Per-domain results, *finance* suite, Prompt 2 (context-free: query only, no task description, no decision rules), feat\_val serialization. Cells show ROC-AUC, mean±std across seeds, broken down by *shot-count* (rows) and *model × inference mode* (columns). For Qwen models the two sub-columns are gen (autoregressive) and fwd (single forward pass with masked label-token logits). GPT-4o-mini is API-only and supports gen only. Dashes indicate configurations not run.

Dataset	Shots	Models									
		Qwen3-8B		Qwen3-14B		GPT-4o-mini	TabPFN	LogReg	Random Forest	XGBoost	
		gen	fwd	gen	fwd	gen	/	/	/	/	
postpartum	0	0.753 ± 0.001	0.716	0.561	0.558	-	-	-	-	-	
	4	0.746 ± 0.036	0.654 ± 0.074	0.754 ± 0.055	0.693 ± 0.038	-	0.625 ± 0.107	0.539 ± 0.020	0.500	0.503 ± 0.007	
	8	0.733 ± 0.034	0.687 ± 0.039	0.781 ± 0.019	0.723 ± 0.018	-	0.661 ± 0.077	0.564 ± 0.033	0.522 ± 0.049	0.584 ± 0.050	
	16	0.730 ± 0.027	0.716 ± 0.036	0.807 ± 0.015	0.740 ± 0.023	-	0.699 ± 0.085	0.594 ± 0.060	0.661 ± 0.105	0.612 ± 0.075	
	32	0.740 ± 0.025	0.761 ± 0.032	0.803 ± 0.016	0.739 ± 0.026	-	0.747 ± 0.048	0.637 ± 0.061	0.745 ± 0.045	0.668 ± 0.020	
	64	0.750 ± 0.024	0.755 ± 0.017	0.791 ± 0.017	0.794 ± 0.014	-	0.782 ± 0.031	0.698 ± 0.064	0.769 ± 0.051	0.730 ± 0.054	
cancer	0	0.974 ± 0.002	0.960	0.995	0.976	0.989 ± 0.001	-	-	-	-	
	4	0.989 ± 0.004	0.985 ± 0.007	0.996 ± 0.001	0.991 ± 0.004	0.993 ± 0.003	0.991 ± 0.003	0.996 ± 0.001	0.500	0.765 ± 0.148	
	8	0.992 ± 0.002	0.989 ± 0.003	0.995 ± 0.002	0.991 ± 0.002	0.988 ± 0.007	0.992 ± 0.003	0.980 ± 0.032	0.895 ± 0.221	0.860 ± 0.042	
	16	0.990 ± 0.003	0.991 ± 0.002	0.993 ± 0.003	0.991 ± 0.004	0.976 ± 0.025	0.991 ± 0.004	0.984 ± 0.016	0.993 ± 0.003	0.882 ± 0.098	
	32	0.989 ± 0.002	0.992 ± 0.002	0.995 ± 0.001	0.992 ± 0.003	0.987 ± 0.006	0.991 ± 0.003	0.991 ± 0.007	0.990 ± 0.003	0.957 ± 0.038	
	64	0.989 ± 0.003	0.991 ± 0.002	0.995 ± 0.001	0.993 ± 0.002	0.991 ± 0.002	0.993 ± 0.002	0.988 ± 0.008	0.991 ± 0.004	0.984 ± 0.018	
transfusion	0	0.519 ± 0.008	0.551	0.705	0.701	0.628 ± 0.011	-	-	-	-	
	4	0.571 ± 0.072	0.602 ± 0.064	0.614 ± 0.055	0.626 ± 0.045	0.644 ± 0.047	0.595 ± 0.072	0.671 ± 0.043	0.500	0.537 ± 0.083	
	8	0.607 ± 0.057	0.610 ± 0.067	0.618 ± 0.058	0.629 ± 0.043	0.642 ± 0.052	0.603 ± 0.100	0.653 ± 0.055	0.541 ± 0.092	0.633 ± 0.082	
	16	0.589 ± 0.041	0.608 ± 0.052	0.623 ± 0.037	0.626 ± 0.035	0.635 ± 0.039	0.665 ± 0.072	0.706 ± 0.038	0.632 ± 0.113	0.590 ± 0.089	
	32	0.621 ± 0.045	0.631 ± 0.034	0.651 ± 0.046	0.656 ± 0.037	0.651 ± 0.044	0.688 ± 0.050	0.729 ± 0.012	0.677 ± 0.040	0.666 ± 0.079	
	64	0.615 ± 0.026	0.612 ± 0.040	0.618 ± 0.041	0.615 ± 0.045	0.626 ± 0.029	0.705 ± 0.035	0.736 ± 0.011	0.699 ± 0.031	0.679 ± 0.030	
diabetes	0	0.785 ± 0.002	0.782	0.774	0.746	0.832 ± 0.002	-	-	-	-	
	4	0.790 ± 0.010	0.773 ± 0.024	0.831 ± 0.006	0.767 ± 0.039	0.820 ± 0.007	0.673 ± 0.109	0.680 ± 0.066	0.500	0.564 ± 0.071	
	8	0.819 ± 0.005	0.807 ± 0.015	0.833 ± 0.006	0.778 ± 0.024	0.810 ± 0.019	0.723 ± 0.112	0.750 ± 0.036	0.655 ± 0.147	0.545 ± 0.079	
	16	0.792 ± 0.034	0.789 ± 0.036	0.839 ± 0.013	0.811 ± 0.023	0.803 ± 0.017	0.753 ± 0.090	0.742 ± 0.031	0.775 ± 0.021	0.687 ± 0.111	
	32	0.788 ± 0.038	0.758 ± 0.035	0.836 ± 0.011	0.805 ± 0.023	0.803 ± 0.014	0.786 ± 0.057	0.774 ± 0.036	0.785 ± 0.023	0.739 ± 0.049	
	64	0.807 ± 0.011	0.787 ± 0.013	0.848 ± 0.011	0.825 ± 0.012	0.818 ± 0.017	0.807 ± 0.035	0.733 ± 0.028	0.794 ± 0.016	0.757 ± 0.029	
cancer_ls_qwen	0	0.605	0.620	0.800	0.833	-	-	-	-	-	
	4	0.698 ± 0.048	0.739 ± 0.029	0.699 ± 0.082	0.611 ± 0.060	-	0.662 ± 0.081	0.536 ± 0.011	0.500	0.738 ± 0.223	
	8	0.688 ± 0.070	0.704 ± 0.067	0.745 ± 0.091	0.622 ± 0.080	-	0.682 ± 0.061	0.565 ± 0.055	0.525 ± 0.056	0.658 ± 0.206	
	16	0.824 ± 0.024	0.809 ± 0.062	0.790 ± 0.049	0.659 ± 0.099	-	0.702	0.743 ± 0.068	0.766 ± 0.164	0.815 ± 0.182	
	32	0.814 ± 0.041	0.825 ± 0.036	0.815 ± 0.038	0.746 ± 0.085	-	0.702	0.846 ± 0.023	0.897 ± 0.050	0.933 ± 0.015	
	64	-	0.866 ± 0.035	-	0.791 ± 0.039	-	0.702	0.885 ± 0.022	0.940 ± 0.008	0.969 ± 0.020	
transfusion_ls_qwen	0	0.507 ± 0.005	0.600	0.732	0.578	-	-	-	-	-	
	4	0.569 ± 0.036	0.572 ± 0.067	0.653 ± 0.079	0.637 ± 0.068	-	0.550 ± 0.059	0.529 ± 0.020	0.500	0.507 ± 0.016	
	8	0.607 ± 0.096	0.608 ± 0.101	0.705 ± 0.067	0.676 ± 0.079	-	0.577 ± 0.088	0.544 ± 0.043	0.500	0.510 ± 0.017	
	16	0.670 ± 0.057	0.672 ± 0.062	0.719 ± 0.015	0.710 ± 0.021	-	0.600 ± 0.060	0.648 ± 0.064	0.633 ± 0.054	0.653 ± 0.053	
	32	0.675 ± 0.072	0.620 ± 0.078	0.715 ± 0.045	0.719 ± 0.052	-	0.656 ± 0.045	0.693 ± 0.018	0.730 ± 0.048	0.697 ± 0.113	
	64	0.658 ± 0.081	0.635 ± 0.073	0.709 ± 0.052	0.704 ± 0.048	-	0.695 ± 0.035	0.738 ± 0.017	0.790 ± 0.052	0.891 ± 0.033	
diabetes_ls_qwen	0	0.655 ± 0.006	0.686	0.737	0.714	-	-	-	-	-	
	4	0.744 ± 0.019	0.670 ± 0.039	0.749 ± 0.029	0.695 ± 0.059	-	0.681 ± 0.101	0.542 ± 0.034	0.500	0.555 ± 0.076	
	8	0.748 ± 0.033	0.714 ± 0.042	0.727 ± 0.064	0.713 ± 0.025	-	0.717 ± 0.134	0.570 ± 0.063	0.515 ± 0.034	0.566 ± 0.135	
	16	0.761 ± 0.035	0.730 ± 0.049	0.728 ± 0.039	0.724 ± 0.042	-	0.803 ± 0.086	0.554 ± 0.039	0.580 ± 0.114	0.716 ± 0.174	
	32	0.742 ± 0.058	0.722 ± 0.058	0.774 ± 0.047	0.769 ± 0.035	-	0.834 ± 0.031	0.717 ± 0.038	0.831 ± 0.058	0.833 ± 0.113	
	64	0.800 ± 0.043	0.810 ± 0.039	0.748 ± 0.034	0.761 ± 0.024	-	0.860 ± 0.014	0.785 ± 0.029	0.917 ± 0.026	0.955 ± 0.020	
cancer_ls_gpt	0	-	-	-	-	0.883 ± 0.008	-	-	-	-	
	4	-	-	-	-	0.848 ± 0.058	0.791 ± 0.125	0.569 ± 0.068	0.500	0.510 ± 0.013	
	8	-	-	-	-	0.893 ± 0.046	0.895 ± 0.068	0.755 ± 0.095	0.560 ± 0.134	0.630 ± 0.192	
	16	-	-	-	-	0.924 ± 0.008	0.943 ± 0.012	0.806 ± 0.078	0.878 ± 0.044	0.916 ± 0.028	
	32	-	-	-	-	0.865 ± 0.035	0.955 ± 0.015	0.912 ± 0.045	0.931 ± 0.019	0.944 ± 0.028	
	64	-	-	-	-	0.898 ± 0.027	0.969 ± 0.013	0.949 ± 0.012	0.961 ± 0.026	0.960 ± 0.024	
transfusion_ls_gpt	0	-	-	-	-	0.751 ± 0.004	-	-	-	-	
	4	-	-	-	-	0.726 ± 0.059	0.565 ± 0.096	0.592 ± 0.081	0.500	0.561 ± 0.056	
	8	-	-	-	-	0.716 ± 0.056	0.592 ± 0.115	0.615 ± 0.067	0.561 ± 0.086	0.539 ± 0.085	
	16	-	-	-	-	0.743 ± 0.027	0.632 ± 0.092	0.623 ± 0.082	0.592 ± 0.095	0.631 ± 0.079	
	32	-	-	-	-	0.753 ± 0.026	0.695 ± 0.040	0.646 ± 0.035	0.696 ± 0.012	0.672 ± 0.045	
	64	-	-	-	-	0.727 ± 0.021	0.711 ± 0.036	0.677 ± 0.039	0.713 ± 0.009	0.695 ± 0.023	
diabetes_ls_gpt	0	-	-	-	-	0.724 ± 0.004	-	-	-	-	
	4	-	-	-	-	0.762 ± 0.011	0.526 ± 0.079	0.580 ± 0.095	0.500	0.518 ± 0.024	
	8	-	-	-	-	0.764 ± 0.023	0.517 ± 0.077	0.563 ± 0.050	0.553 ± 0.118	0.602 ± 0.134	
	16	-	-	-	-	0.776 ± 0.019	0.550 ± 0.067	0.582 ± 0.065	0.754 ± 0.048	0.717 ± 0.151	
	32	-	-	-	-	0.763 ± 0.028	0.567 ± 0.047	0.611 ± 0.097	0.834 ± 0.042	0.846 ± 0.064	
	64	-	-	-	-	0.761 ± 0.018	0.565 ± 0.049	0.661 ± 0.115	0.894 ± 0.032	0.926 ± 0.016	

Table 44: Per-domain results, *healthcare* suite, Prompt 2 (context-free: query only, no task description, no decision rules), feat\_val serialization. Cells show ROC-AUC, mean±std across seeds, broken down by *shot-count* (rows) and *model × inference mode* (columns). For Qwen models the two sub-columns are gen (autoregressive) and fwd (single forward pass with masked label-token logits). GPT-4o-mini is API-only and supports gen only. Dashes indicate configurations not run.

Dataset	Shots	Models								
		Qwen3-8B		Qwen3-14B		GPT-4o-mini	TabPFN	LogReg	Random Forest	XGBoost
		gen	fwd	gen	fwd	gen	/	/	/	/
crimes_arrest	0	0.590	0.565	0.514	0.581	-	-	-	-	-
	4	0.590 ± 0.047	0.571 ± 0.046	0.590 ± 0.052	0.585 ± 0.063	-	0.508 ± 0.099	0.578 ± 0.064	0.500	0.500
	8	0.603 ± 0.078	0.593 ± 0.074	0.605 ± 0.067	0.597 ± 0.071	-	0.536 ± 0.106	0.598 ± 0.039	0.519 ± 0.042	0.581 ± 0.115
	16	0.699 ± 0.064	0.671 ± 0.060	0.682 ± 0.058	0.667 ± 0.069	-	0.656 ± 0.089	0.618 ± 0.093	0.645 ± 0.135	0.569 ± 0.134
	32	0.727 ± 0.061	0.719 ± 0.042	0.715 ± 0.033	0.703 ± 0.046	-	0.749 ± 0.072	0.631 ± 0.098	0.712 ± 0.118	0.731 ± 0.081
	64	0.772 ± 0.058	0.745 ± 0.045	0.807 ± 0.039	0.792 ± 0.037	-	0.833 ± 0.046	0.657 ± 0.027	0.798 ± 0.045	0.826 ± 0.035
san_francisco_crimes	0	0.519 ± 0.001	0.525	0.506	0.534	0.533 ± 0.007	-	-	-	-
	4	0.605 ± 0.053	0.564 ± 0.061	0.589 ± 0.083	0.578 ± 0.052	0.627 ± 0.092	0.516 ± 0.074	0.627 ± 0.037	0.500	0.500
	8	0.671 ± 0.111	0.672 ± 0.083	0.725 ± 0.096	0.680 ± 0.115	0.755 ± 0.091	0.539 ± 0.065	0.590 ± 0.058	0.500	0.531 ± 0.057
	16	0.683 ± 0.105	0.685 ± 0.122	0.749 ± 0.067	0.723 ± 0.082	0.786 ± 0.064	0.557 ± 0.069	0.570 ± 0.028	0.544 ± 0.040	0.568 ± 0.056
	32	0.781 ± 0.049	0.751 ± 0.047	0.809 ± 0.028	0.800 ± 0.035	0.829 ± 0.031	0.633 ± 0.078	0.541 ± 0.028	0.589 ± 0.060	0.550 ± 0.049
	64	0.825 ± 0.026	0.825 ± 0.030	0.857 ± 0.018	0.832 ± 0.023	0.850 ± 0.012	0.768 ± 0.086	0.566 ± 0.056	0.679 ± 0.054	0.742 ± 0.094
compas	0	0.515 ± 0.003	0.553	0.577	0.531	0.527 ± 0.003	-	-	-	-
	4	0.604 ± 0.067	0.609 ± 0.050	0.602 ± 0.081	0.590 ± 0.043	0.633 ± 0.053	0.581 ± 0.069	0.689 ± 0.041	0.500	0.522 ± 0.031
	8	0.596 ± 0.051	0.591 ± 0.058	0.578 ± 0.062	0.576 ± 0.061	0.582 ± 0.064	0.582 ± 0.044	0.624 ± 0.075	0.521 ± 0.046	0.539 ± 0.071
	16	0.619 ± 0.033	0.601 ± 0.030	0.598 ± 0.053	0.571 ± 0.054	0.609 ± 0.027	0.622 ± 0.039	0.684 ± 0.037	0.612 ± 0.071	0.598 ± 0.056
	32	0.617 ± 0.036	0.618 ± 0.032	0.589 ± 0.045	0.585 ± 0.047	0.597 ± 0.017	0.634 ± 0.051	0.641 ± 0.053	0.641 ± 0.031	0.606 ± 0.069
	64	0.644 ± 0.037	0.643 ± 0.049	0.611 ± 0.065	0.601 ± 0.065	0.621 ± 0.025	0.678 ± 0.024	0.682 ± 0.036	0.672 ± 0.019	0.618 ± 0.048
vote	0	0.665 ± 0.011	0.608	0.725	0.784	0.604 ± 0.009	-	-	-	-
	4	0.897 ± 0.034	0.833 ± 0.055	0.887 ± 0.041	0.854 ± 0.068	0.821 ± 0.061	0.948 ± 0.056	0.934 ± 0.057	0.500	0.650 ± 0.159
	8	0.926 ± 0.025	0.898 ± 0.034	0.945 ± 0.009	0.927 ± 0.024	0.823 ± 0.073	0.984 ± 0.012	0.964 ± 0.015	0.690 ± 0.260	0.894 ± 0.130
	16	0.931 ± 0.025	0.899 ± 0.034	0.939 ± 0.013	0.934 ± 0.027	0.851 ± 0.027	0.990 ± 0.009	0.972 ± 0.003	0.991 ± 0.003	0.967 ± 0.021
	32	0.940 ± 0.026	0.910 ± 0.027	0.945 ± 0.007	0.946 ± 0.007	0.890 ± 0.032	0.993 ± 0.004	0.972 ± 0.013	0.986 ± 0.005	0.981 ± 0.016
	64	0.961 ± 0.019	0.936 ± 0.025	0.949 ± 0.014	0.940 ± 0.008	0.912 ± 0.034	0.995 ± 0.002	0.973 ± 0.010	0.992 ± 0.002	0.985 ± 0.010
san_francisco_crimes_ls_qwen	0	0.517 ± 0.004	0.540	0.560	0.608	-	-	-	-	-
	4	0.634 ± 0.056	0.612 ± 0.055	0.639 ± 0.019	0.638 ± 0.030	-	0.659 ± 0.093	0.532 ± 0.017	0.500	0.500
	8	0.668 ± 0.046	0.655 ± 0.039	0.616 ± 0.042	0.616 ± 0.039	-	0.739 ± 0.110	0.568 ± 0.083	0.527 ± 0.061	0.585 ± 0.120
	16	0.698 ± 0.021	0.647 ± 0.021	0.627 ± 0.054	0.615 ± 0.047	-	0.786 ± 0.094	0.714 ± 0.103	0.709 ± 0.157	0.751 ± 0.159
	32	0.680 ± 0.041	0.642 ± 0.056	0.617 ± 0.039	0.611 ± 0.030	-	0.887 ± 0.031	0.807 ± 0.025	0.878 ± 0.037	0.916 ± 0.040
	64	0.724 ± 0.029	0.686 ± 0.031	0.626 ± 0.017	0.639 ± 0.012	-	0.933 ± 0.021	0.828 ± 0.029	0.918 ± 0.033	0.965 ± 0.015
compas_ls_qwen	0	0.593 ± 0.003	0.588	0.642	0.641	-	-	-	-	-
	4	0.808 ± 0.006	0.760 ± 0.021	0.748 ± 0.010	0.715 ± 0.023	-	0.624 ± 0.060	0.510 ± 0.005	0.500	0.501 ± 0.001
	8	0.783 ± 0.028	0.736 ± 0.036	0.756 ± 0.036	0.751 ± 0.024	-	0.640 ± 0.067	0.533 ± 0.018	0.500	0.520 ± 0.031
	16	0.780 ± 0.034	0.736 ± 0.051	0.693 ± 0.041	0.675 ± 0.025	-	0.683 ± 0.052	0.622 ± 0.044	0.588 ± 0.089	0.597 ± 0.088
	32	0.762 ± 0.018	0.729 ± 0.027	0.722 ± 0.065	0.712 ± 0.064	-	0.744 ± 0.053	0.760 ± 0.059	0.762 ± 0.050	0.693 ± 0.143
	64	0.777 ± 0.022	0.736 ± 0.019	0.751 ± 0.030	0.746 ± 0.035	-	0.802 ± 0.063	0.804 ± 0.037	0.791 ± 0.066	0.915 ± 0.107
vote_ls_qwen	0	0.546 ± 0.007	0.570	0.530	0.515	-	-	-	-	-
	4	0.552 ± 0.038	0.573 ± 0.037	0.600 ± 0.025	0.596 ± 0.037	-	0.631 ± 0.091	0.578 ± 0.048	0.500	0.517 ± 0.025
	8	0.523 ± 0.028	0.532 ± 0.017	0.605 ± 0.027	0.604 ± 0.008	-	0.680 ± 0.106	0.636 ± 0.076	0.511 ± 0.024	0.500
	16	0.555 ± 0.039	0.567 ± 0.051	0.607 ± 0.040	0.611 ± 0.028	-	0.746 ± 0.070	0.741 ± 0.088	0.715 ± 0.205	0.712 ± 0.156
	32	0.571 ± 0.010	0.573 ± 0.045	0.669 ± 0.032	0.647 ± 0.055	-	0.867 ± 0.048	0.840 ± 0.059	0.919 ± 0.028	0.925 ± 0.036
	64	0.602 ± 0.069	0.603 ± 0.051	0.648 ± 0.035	0.639 ± 0.039	-	0.947 ± 0.014	0.925 ± 0.025	0.959 ± 0.018	0.957 ± 0.033
san_francisco_crimes_ls_gpt	0	-	-	-	-	0.669 ± 0.013	-	-	-	-
	4	-	-	-	-	0.814 ± 0.107	0.800 ± 0.086	0.544 ± 0.015	0.500	0.507 ± 0.010
	8	-	-	-	-	0.880 ± 0.138	0.963 ± 0.024	0.526 ± 0.016	0.500	0.588 ± 0.170
	16	-	-	-	-	0.975 ± 0.024	0.996 ± 0.002	0.624 ± 0.155	0.623 ± 0.115	0.915 ± 0.051
	32	-	-	-	-	0.958 ± 0.060	0.996 ± 0.002	0.872 ± 0.111	0.945 ± 0.052	0.964 ± 0.036
	64	-	-	-	-	0.952 ± 0.071	0.996 ± 0.002	0.973 ± 0.018	0.994 ± 0.004	0.995 ± 0.004
compas_ls_gpt	0	-	-	-	-	0.785 ± 0.003	-	-	-	-
	4	-	-	-	-	0.798 ± 0.074	0.655 ± 0.084	0.571 ± 0.042	0.500	0.515 ± 0.021
	8	-	-	-	-	0.829 ± 0.034	0.708 ± 0.083	0.568 ± 0.035	0.554 ± 0.121	0.588 ± 0.117
	16	-	-	-	-	0.861 ± 0.045	0.790 ± 0.049	0.690 ± 0.095	0.708 ± 0.133	0.650 ± 0.148
	32	-	-	-	-	0.864 ± 0.019	0.882 ± 0.052	0.814 ± 0.041	0.799 ± 0.035	0.855 ± 0.028
	64	-	-	-	-	0.854 ± 0.010	0.961 ± 0.015	0.872 ± 0.012	0.923 ± 0.047	0.977 ± 0.018
vote_ls_gpt	0	-	-	-	-	0.681 ± 0.009	-	-	-	-
	4	-	-	-	-	0.694 ± 0.035	0.568 ± 0.065	0.581 ± 0.043	0.500	0.506 ± 0.010
	8	-	-	-	-	0.687 ± 0.061	0.613 ± 0.061	0.614 ± 0.063	0.500	0.582 ± 0.076
	16	-	-	-	-	0.732 ± 0.052	0.646 ± 0.062	0.672 ± 0.075	0.679 ± 0.115	0.718 ± 0.071
	32	-	-	-	-	0.719 ± 0.048	0.699 ± 0.055	0.735 ± 0.044	0.744 ± 0.053	0.766 ± 0.106
	64	-	-	-	-	0.732 ± 0.045	0.759 ± 0.047	0.788 ± 0.035	0.843 ± 0.038	0.914 ± 0.020

Table 45: Per-domain results, *law suite*, Prompt 2 (context-free: query only, no task description, no decision rules), *feat\_val* serialization. Cells show ROC-AUC, mean±std across seeds, broken down by *shot-count* (rows) and *model × inference mode* (columns). For Qwen models the two sub-columns are *gen* (autoregressive) and *fwd* (single forward pass with masked label-token logits). GPT-4o-mini is API-only and supports *gen* only. Dashes indicate configurations not run.

Dataset	Shots	Models									
		Qwen3-8B		Qwen3-14B		GPT-4o-mini	TabPFN	LogReg	Random Forest	XGBoost	
		gen	fwd	gen	fwd	gen	/	/	/	/	
seismic_bumps	0	0.672 ± 0.019	0.536	0.699	0.726	0.767 ± 0.012	-	-	-	-	
	4	0.751 ± 0.020	0.723 ± 0.037	0.746 ± 0.021	0.726 ± 0.021	0.745 ± 0.021	0.701 ± 0.099	0.622 ± 0.071	0.500	0.543 ± 0.059	
	8	0.750 ± 0.020	0.719 ± 0.048	0.750 ± 0.020	0.748 ± 0.012	0.750 ± 0.025	0.667 ± 0.137	0.575 ± 0.077	0.554 ± 0.121	0.581 ± 0.112	
	16	0.722 ± 0.051	0.709 ± 0.048	0.754 ± 0.016	0.752 ± 0.013	0.735 ± 0.018	0.684 ± 0.075	0.599 ± 0.088	0.761 ± 0.036	0.709 ± 0.071	
	32	0.728 ± 0.020	0.724 ± 0.021	0.752 ± 0.010	0.744 ± 0.013	0.703 ± 0.041	0.710 ± 0.045	0.606 ± 0.083	0.760 ± 0.022	0.678 ± 0.048	
	64	0.738 ± 0.023	0.725 ± 0.038	0.746 ± 0.034	0.740 ± 0.033	0.723 ± 0.030	0.748 ± 0.021	0.602 ± 0.068	0.765 ± 0.011	0.729 ± 0.029	
bbb	0	0.614 ± 0.004	0.533	0.603	0.635	0.561 ± 0.008	-	-	-	-	
	4	0.624 ± 0.072	0.624 ± 0.073	0.754 ± 0.026	0.710 ± 0.033	0.672 ± 0.068	0.707 ± 0.129	0.771 ± 0.054	0.500	0.537 ± 0.052	
	8	0.660 ± 0.099	0.640 ± 0.080	0.744 ± 0.028	0.675 ± 0.057	0.616 ± 0.054	0.750 ± 0.053	0.787 ± 0.013	0.500	0.604 ± 0.112	
	16	0.798 ± 0.023	0.758 ± 0.034	0.815 ± 0.016	0.798 ± 0.018	0.695 ± 0.055	0.768 ± 0.021	0.741 ± 0.032	0.776 ± 0.019	0.711 ± 0.050	
	32	0.822 ± 0.029	0.745 ± 0.037	0.835 ± 0.014	0.824 ± 0.023	0.736 ± 0.037	0.780 ± 0.026	0.726 ± 0.062	0.796 ± 0.014	0.738 ± 0.052	
	64	0.829 ± 0.017	0.779 ± 0.023	0.845 ± 0.027	0.837 ± 0.030	0.766 ± 0.024	0.800 ± 0.032	0.765 ± 0.053	0.808 ± 0.009	0.795 ± 0.027	
biodegr	0	0.642 ± 0.004	0.538	0.759	0.785	0.634 ± 0.017	-	-	-	-	
	4	0.670 ± 0.114	0.648 ± 0.117	0.627 ± 0.145	0.651 ± 0.095	0.664 ± 0.091	0.732 ± 0.099	0.652 ± 0.078	0.500	0.540 ± 0.090	
	8	0.754 ± 0.108	0.730 ± 0.122	0.744 ± 0.124	0.691 ± 0.144	0.670 ± 0.125	0.785 ± 0.047	0.695 ± 0.053	0.615 ± 0.158	0.622 ± 0.079	
	16	0.783 ± 0.099	0.793 ± 0.097	0.774 ± 0.077	0.729 ± 0.102	0.645 ± 0.122	0.814 ± 0.056	0.725 ± 0.081	0.771 ± 0.062	0.724 ± 0.138	
	32	0.824 ± 0.021	0.812 ± 0.017	0.816 ± 0.046	0.779 ± 0.068	0.666 ± 0.126	0.854 ± 0.025	0.837 ± 0.032	0.844 ± 0.013	0.791 ± 0.044	
	64	0.845 ± 0.031	0.838 ± 0.029	0.849 ± 0.014	0.844 ± 0.017	0.704 ± 0.082	0.872 ± 0.019	0.881 ± 0.013	0.858 ± 0.022	0.812 ± 0.057	
seismic_bumps_ls_qwen	0	0.582 ± 0.009	0.541	0.551	0.569	-	-	-	-	-	
	4	0.671 ± 0.106	0.655 ± 0.110	0.711 ± 0.086	0.632 ± 0.081	-	0.648 ± 0.142	0.562	0.500	0.503 ± 0.007	
	8	0.746 ± 0.059	0.759 ± 0.071	0.701 ± 0.077	0.636 ± 0.067	-	0.674 ± 0.093	0.562	0.749 ± 0.229	0.669 ± 0.232	
	16	0.708 ± 0.045	0.698 ± 0.039	0.630 ± 0.040	0.643 ± 0.033	-	0.715 ± 0.062	0.562	0.914 ± 0.018	0.920 ± 0.021	
	32	0.693 ± 0.061	0.710 ± 0.102	0.651 ± 0.035	0.625 ± 0.046	-	0.744 ± 0.016	0.562	0.949 ± 0.010	0.946 ± 0.015	
	64	0.727 ± 0.029	0.696 ± 0.032	0.598 ± 0.011	0.599 ± 0.020	-	0.764 ± 0.024	0.562	0.964 ± 0.006	0.961 ± 0.008	
bbb_ls_qwen	0	0.543 ± 0.012	0.581	0.534	0.738	-	-	-	-	-	
	4	0.684 ± 0.165	0.662 ± 0.142	0.738 ± 0.156	0.685 ± 0.190	-	0.523 ± 0.045	0.925 ± 0.040	0.500	0.737 ± 0.224	
	8	0.733 ± 0.057	0.745 ± 0.035	0.880 ± 0.062	0.869 ± 0.093	-	0.530 ± 0.035	0.818 ± 0.176	0.587 ± 0.136	0.792 ± 0.175	
	16	0.787 ± 0.101	0.819 ± 0.090	0.916 ± 0.045	0.921 ± 0.062	-	0.525 ± 0.043	0.895 ± 0.090	0.948 ± 0.039	0.903 ± 0.085	
	32	0.863 ± 0.071	0.871 ± 0.041	0.954 ± 0.027	0.945 ± 0.036	-	0.518 ± 0.039	0.925 ± 0.037	0.977 ± 0.007	0.948 ± 0.050	
	64	0.905 ± 0.037	0.910 ± 0.040	0.978 ± 0.006	0.978 ± 0.008	-	0.524 ± 0.027	0.939 ± 0.017	0.983 ± 0.002	0.985 ± 0.005	
biodegr_ls_qwen	0	0.824 ± 0.003	0.839	0.687	0.691	-	-	-	-	-	
	4	0.726 ± 0.064	0.694 ± 0.048	0.658 ± 0.100	0.709 ± 0.083	-	0.691 ± 0.093	0.527 ± 0.025	0.500	0.509 ± 0.019	
	8	0.734 ± 0.080	0.727 ± 0.069	0.680 ± 0.073	0.744 ± 0.048	-	0.823 ± 0.041	0.563 ± 0.038	0.546 ± 0.096	0.500	
	16	0.725 ± 0.089	0.713 ± 0.042	0.660 ± 0.030	0.708 ± 0.059	-	0.847 ± 0.017	0.593 ± 0.081	0.623 ± 0.169	0.699 ± 0.182	
	32	0.810 ± 0.042	0.802 ± 0.050	0.800 ± 0.020	0.828 ± 0.024	-	0.872 ± 0.027	0.614 ± 0.054	0.829 ± 0.016	0.841 ± 0.031	
	64	0.812 ± 0.060	0.813 ± 0.056	0.749 ± 0.113	0.764 ± 0.103	-	0.920 ± 0.019	0.716 ± 0.058	0.854 ± 0.016	0.877 ± 0.030	
seismic_bumps_ls_gpt	0	-	-	-	-	0.852 ± 0.006	-	-	-	-	
	4	-	-	-	-	0.928 ± 0.036	0.694 ± 0.134	0.511 ± 0.011	0.500	0.506 ± 0.012	
	8	-	-	-	-	0.934 ± 0.027	0.801 ± 0.044	0.524 ± 0.020	0.532 ± 0.047	0.603 ± 0.137	
	16	-	-	-	-	0.942 ± 0.018	0.839 ± 0.029	0.590 ± 0.075	0.757 ± 0.025	0.801 ± 0.108	
	32	-	-	-	-	0.959 ± 0.013	0.852 ± 0.029	0.779 ± 0.072	0.837 ± 0.079	0.883 ± 0.106	
	64	-	-	-	-	0.951 ± 0.012	0.862 ± 0.017	0.855 ± 0.050	0.978 ± 0.008	0.974 ± 0.017	
bbb_ls_gpt	0	-	-	-	-	0.597 ± 0.009	-	-	-	-	
	4	-	-	-	-	0.663 ± 0.103	0.531 ± 0.126	0.764 ± 0.125	0.500	0.507 ± 0.017	
	8	-	-	-	-	0.641 ± 0.051	0.555 ± 0.097	0.896 ± 0.037	0.632 ± 0.182	0.767 ± 0.150	
	16	-	-	-	-	0.712 ± 0.063	0.523 ± 0.116	0.864 ± 0.044	0.879 ± 0.045	0.877 ± 0.019	
	32	-	-	-	-	0.769 ± 0.027	0.573 ± 0.058	0.914 ± 0.019	0.935 ± 0.008	0.915 ± 0.018	
	64	-	-	-	-	0.772 ± 0.052	0.616 ± 0.058	0.891 ± 0.064	0.947 ± 0.021	0.969 ± 0.016	
biodegr_ls_gpt	0	-	-	-	-	0.504 ± 0.002	-	-	-	-	
	4	-	-	-	-	0.591 ± 0.064	0.531 ± 0.042	0.561 ± 0.028	0.500	0.503 ± 0.007	
	8	-	-	-	-	0.613 ± 0.051	0.552 ± 0.043	0.551 ± 0.029	0.500	0.554 ± 0.100	
	16	-	-	-	-	0.642 ± 0.038	0.578 ± 0.048	0.585 ± 0.060	0.599 ± 0.092	0.606 ± 0.105	
	32	-	-	-	-	0.645 ± 0.022	0.588 ± 0.044	0.585 ± 0.068	0.728 ± 0.027	0.783 ± 0.120	
	64	-	-	-	-	0.693 ± 0.021	0.647 ± 0.039	0.660 ± 0.031	0.791 ± 0.059	0.896 ± 0.036	

Table 46: Per-domain results, *natural\_science* suite, Prompt 2 (context-free: query only, no task description, no decision rules), feat\_val serialization. Cells show ROC-AUC, mean±std across seeds, broken down by shot-count (rows) and model × inference mode (columns). For Qwen models the two sub-columns are gen (autoregressive) and fwd (single forward pass with masked label-token logits). GPT-4o-mini is API-only and supports gen only. Dashes indicate configurations not run.

Dataset	Shots	Models								
		Qwen3-8B		Qwen3-14B		GPT-4o-mini	TabPFN	LogReg	Random Forest	XGBoost
		gen	fwd	gen	fwd	gen	/	/	/	/
extrovert	0	0.614	0.572	0.627	0.618	-	-	-	-	-
	4	0.592 ± 0.009	0.596 ± 0.005	0.576 ± 0.029	0.584 ± 0.009	-	0.563 ± 0.070	0.599 ± 0.049	0.500	0.500
	8	0.599 ± 0.024	0.581 ± 0.032	0.582 ± 0.056	0.590 ± 0.047	-	0.587 ± 0.051	0.606 ± 0.041	0.500	0.504 ± 0.009
	16	0.589 ± 0.039	0.590 ± 0.052	0.580 ± 0.033	0.592 ± 0.024	-	0.639 ± 0.060	0.614 ± 0.047	0.582 ± 0.078	0.559 ± 0.081
	32	0.612 ± 0.013	0.627 ± 0.009	0.598 ± 0.036	0.591 ± 0.028	-	0.648 ± 0.055	0.622 ± 0.043	0.641 ± 0.013	0.624 ± 0.026
	64	0.641 ± 0.028	0.640 ± 0.027	0.635 ± 0.023	0.631 ± 0.027	-	0.666 ± 0.044	0.643 ± 0.024	0.672 ± 0.022	0.640 ± 0.015
adult	0	0.834 ± 0.002	0.824	0.793	0.781	0.871 ± 0.004	-	-	-	-
	4	0.822 ± 0.040	0.844 ± 0.032	0.819 ± 0.033	0.795 ± 0.052	0.854 ± 0.039	0.694 ± 0.094	0.586 ± 0.043	0.500	0.500
	8	0.789 ± 0.073	0.796 ± 0.046	0.810 ± 0.042	0.794 ± 0.042	0.873 ± 0.020	0.690 ± 0.121	0.580 ± 0.063	0.500	0.511 ± 0.024
	16	0.844 ± 0.029	0.827 ± 0.042	0.852 ± 0.024	0.828 ± 0.023	0.887 ± 0.010	0.775 ± 0.086	0.623 ± 0.031	0.612 ± 0.153	0.647 ± 0.118
	32	0.853 ± 0.021	0.863 ± 0.028	0.860 ± 0.019	0.842 ± 0.019	0.895 ± 0.010	0.833 ± 0.028	0.689 ± 0.060	0.780 ± 0.047	0.765 ± 0.038
	64	0.869 ± 0.018	0.872 ± 0.015	0.869 ± 0.012	0.867 ± 0.012	0.891 ± 0.014	0.870 ± 0.020	0.725 ± 0.028	0.833 ± 0.024	0.790 ± 0.028
tech_mental_health_survey	0	0.560 ± 0.003	0.523	0.539	0.538	0.528 ± 0.004	-	-	-	-
	4	0.689 ± 0.118	0.692 ± 0.092	0.684 ± 0.156	0.642 ± 0.150	0.630 ± 0.094	0.771 ± 0.125	0.719 ± 0.164	0.500	0.511 ± 0.025
	8	0.756 ± 0.087	0.734 ± 0.035	0.806 ± 0.065	0.717 ± 0.068	0.731 ± 0.061	0.831 ± 0.124	0.794 ± 0.175	0.689 ± 0.259	0.588 ± 0.105
	16	0.754 ± 0.130	0.738 ± 0.073	0.826 ± 0.074	0.785 ± 0.089	0.751 ± 0.081	0.942 ± 0.078	0.828 ± 0.117	0.922 ± 0.073	0.807 ± 0.229
	32	0.815 ± 0.044	0.748 ± 0.058	0.867 ± 0.040	0.855 ± 0.036	0.794 ± 0.047	0.997 ± 0.008	0.933 ± 0.037	0.992 ± 0.019	0.969 ± 0.021
	64	0.832 ± 0.048	0.796 ± 0.067	0.864 ± 0.047	0.856 ± 0.062	0.785 ± 0.058	1.000	0.958	1.000	0.994 ± 0.008
fitness	0	0.677 ± 0.001	0.556	0.621	0.687	0.629 ± 0.007	-	-	-	-
	4	0.598 ± 0.055	0.583 ± 0.071	0.633 ± 0.089	0.595 ± 0.081	0.684 ± 0.065	0.617 ± 0.131	0.666 ± 0.096	0.500	0.545 ± 0.101
	8	0.603 ± 0.067	0.623 ± 0.071	0.674 ± 0.073	0.675 ± 0.056	0.689 ± 0.017	0.684 ± 0.076	0.719 ± 0.037	0.544 ± 0.099	0.612 ± 0.110
	16	0.584 ± 0.046	0.575 ± 0.034	0.671 ± 0.036	0.653 ± 0.028	0.664 ± 0.024	0.732 ± 0.053	0.751 ± 0.022	0.671 ± 0.097	0.687 ± 0.090
	32	0.617 ± 0.064	0.603 ± 0.061	0.699 ± 0.019	0.666 ± 0.021	0.687 ± 0.034	0.766 ± 0.047	0.770 ± 0.018	0.742 ± 0.018	0.688 ± 0.045
	64	0.653 ± 0.036	0.638 ± 0.059	0.701 ± 0.024	0.692 ± 0.028	0.714 ± 0.015	0.800 ± 0.010	0.770 ± 0.016	0.762 ± 0.008	0.761 ± 0.018
adult_ls_qwen	0	0.747 ± 0.005	0.736	0.658	0.682	-	-	-	-	-
	4	0.678 ± 0.089	0.677 ± 0.043	0.792 ± 0.070	0.741 ± 0.046	-	0.575 ± 0.076	0.734 ± 0.097	0.500	0.503 ± 0.007
	8	0.700 ± 0.071	0.695 ± 0.071	0.809 ± 0.048	0.768 ± 0.063	-	0.616 ± 0.049	0.726 ± 0.056	0.564 ± 0.144	0.605 ± 0.186
	16	0.791 ± 0.043	0.747 ± 0.043	0.822 ± 0.038	0.807 ± 0.052	-	0.657 ± 0.052	0.779 ± 0.077	0.919 ± 0.034	0.891 ± 0.063
	32	0.778 ± 0.021	0.745 ± 0.058	0.845 ± 0.040	0.836 ± 0.043	-	0.686 ± 0.039	0.833 ± 0.045	0.946 ± 0.020	0.963 ± 0.006
	64	0.798 ± 0.051	0.739 ± 0.059	0.838 ± 0.028	0.825 ± 0.031	-	0.755 ± 0.026	0.880 ± 0.011	0.974 ± 0.004	0.971 ± 0.011
tech_mental_health_survey_ls_qwen	0	0.533 ± 0.002	0.569	0.662	0.731	-	-	-	-	-
	4	0.806 ± 0.034	0.722 ± 0.068	0.807 ± 0.033	0.733 ± 0.099	-	0.625 ± 0.078	0.525 ± 0.020	0.500	0.500
	8	0.774 ± 0.061	0.720 ± 0.042	0.803 ± 0.036	0.758 ± 0.047	-	0.599 ± 0.059	0.533 ± 0.020	0.516 ± 0.027	0.511 ± 0.015
	16	0.801 ± 0.041	0.766 ± 0.037	0.807 ± 0.019	0.805 ± 0.021	-	0.725 ± 0.058	0.618 ± 0.068	0.657 ± 0.121	0.623 ± 0.115
	32	0.782 ± 0.051	0.740 ± 0.072	0.806 ± 0.030	0.799 ± 0.030	-	0.845 ± 0.072	0.700 ± 0.068	0.790 ± 0.079	0.755 ± 0.079
	64	0.775 ± 0.031	0.772 ± 0.024	0.772 ± 0.023	0.750 ± 0.022	-	0.927 ± 0.026	0.778 ± 0.043	0.884 ± 0.037	0.945 ± 0.050
fitness_ls_qwen	0	0.729 ± 0.003	0.668	0.681 ± 0.001	0.727	-	-	-	-	-
	4	0.727 ± 0.094	0.670 ± 0.097	0.823 ± 0.108	0.791 ± 0.110	-	0.680 ± 0.114	0.523 ± 0.011	0.500	0.500
	8	0.768 ± 0.101	0.725 ± 0.118	0.764 ± 0.120	0.793 ± 0.105	-	0.801 ± 0.104	0.582 ± 0.076	0.500	0.605 ± 0.154
	16	0.763 ± 0.044	0.740 ± 0.085	0.795 ± 0.046	0.834 ± 0.042	-	0.859 ± 0.058	0.596 ± 0.079	0.755 ± 0.149	0.704 ± 0.204
	32	0.763 ± 0.039	0.732 ± 0.087	0.815 ± 0.046	0.866 ± 0.027	-	0.928 ± 0.022	0.710 ± 0.049	0.891 ± 0.036	0.931 ± 0.060
	64	0.748 ± 0.086	0.742 ± 0.099	0.788 ± 0.047	0.844 ± 0.041	-	0.957 ± 0.011	0.771 ± 0.052	0.945 ± 0.013	0.973 ± 0.010
adult_ls_gpt	0	-	-	-	-	0.730 ± 0.002	-	-	-	-
	4	-	-	-	-	0.769 ± 0.028	0.533 ± 0.070	0.538 ± 0.027	0.500	0.520 ± 0.027
	8	-	-	-	-	0.762 ± 0.026	0.585 ± 0.065	0.563 ± 0.039	0.500	0.516 ± 0.035
	16	-	-	-	-	0.812 ± 0.053	0.644 ± 0.073	0.543 ± 0.022	0.546 ± 0.043	0.557 ± 0.046
	32	-	-	-	-	0.805 ± 0.025	0.804 ± 0.052	0.608 ± 0.067	0.618 ± 0.063	0.670 ± 0.079
	64	-	-	-	-	0.824 ± 0.044	0.902 ± 0.059	0.636 ± 0.054	0.702 ± 0.071	0.862 ± 0.046
tech_mental_health_survey_ls_gpt	0	-	-	-	-	0.597 ± 0.005	-	-	-	-
	4	-	-	-	-	0.649 ± 0.079	0.658 ± 0.074	0.681 ± 0.124	0.500	0.500
	8	-	-	-	-	0.699 ± 0.027	0.720 ± 0.105	0.675 ± 0.081	0.575 ± 0.169	0.512 ± 0.027
	16	-	-	-	-	0.700 ± 0.037	0.798 ± 0.097	0.751 ± 0.100	0.749 ± 0.148	0.751 ± 0.095
	32	-	-	-	-	0.693 ± 0.017	0.885 ± 0.072	0.789 ± 0.105	0.863 ± 0.090	0.843 ± 0.130
	64	-	-	-	-	0.705 ± 0.017	0.933 ± 0.019	0.835 ± 0.026	0.945 ± 0.016	0.955 ± 0.019
fitness_ls_gpt	0	-	-	-	-	0.661 ± 0.004	-	-	-	-
	4	-	-	-	-	0.694 ± 0.063	0.541 ± 0.047	0.797 ± 0.152	0.500	0.500
	8	-	-	-	-	0.690 ± 0.023	0.567 ± 0.112	0.898 ± 0.088	0.562 ± 0.138	0.677 ± 0.243
	16	-	-	-	-	0.681 ± 0.029	0.643 ± 0.112	0.933 ± 0.035	0.954 ± 0.041	0.954 ± 0.025
	32	-	-	-	-	0.684 ± 0.022	0.793 ± 0.040	0.946 ± 0.027	0.973 ± 0.019	0.971 ± 0.012
	64	-	-	-	-	0.692 ± 0.017	0.919 ± 0.034	0.969 ± 0.005	0.984 ± 0.002	0.982 ± 0.010

Table 47: Per-domain results, *people\_society* suite, Prompt 2 (context-free: query only, no task description, no decision rules), feat\_val serialization. Cells show ROC-AUC, mean±std across seeds, broken down by shot-count (rows) and model × inference mode (columns). For Qwen models the two sub-columns are gen (autoregressive) and fwd (single forward pass with masked label-token logits). GPT-4o-mini is API-only and supports gen only. Dashes indicate configurations not run.

Dataset	Shots	Models								
		Qwen3-8B		Qwen3-14B		GPT-4o-mini	TabPFN	LogReg	Random Forest	XGBoost
		gen	fwd	gen	fwd	gen	/	/	/	/
machine	0	0.536	0.520	0.512	0.515	-	-	-	-	-
	4	0.520 ± 0.015	0.518 ± 0.022	0.530 ± 0.021	0.539 ± 0.021	-	0.501 ± 0.035	0.514 ± 0.008	0.500	0.500
	8	0.523 ± 0.020	0.533 ± 0.018	0.524 ± 0.025	0.529 ± 0.023	-	0.509 ± 0.016	0.516 ± 0.017	0.500	0.507 ± 0.011
	16	0.531 ± 0.017	0.531 ± 0.024	0.536 ± 0.021	0.539 ± 0.020	-	0.507 ± 0.021	0.522 ± 0.012	0.513 ± 0.019	0.503 ± 0.005
	32	0.522 ± 0.011	0.534 ± 0.012	0.540 ± 0.019	0.539 ± 0.026	-	0.507 ± 0.033	0.520 ± 0.011	0.537 ± 0.015	0.526 ± 0.018
	64	0.537 ± 0.016	0.550 ± 0.016	0.539 ± 0.022	0.547 ± 0.018	-	0.505 ± 0.028	0.526 ± 0.008	0.528 ± 0.028	0.539 ± 0.030
pc4	0	0.603 ± 0.006	0.587	0.639	0.509	0.716 ± 0.003	-	-	-	-
	4	0.574 ± 0.065	0.570 ± 0.042	0.677 ± 0.091	0.659 ± 0.085	0.655 ± 0.049	0.716 ± 0.110	0.559 ± 0.059	0.500	0.596 ± 0.133
	8	0.651 ± 0.096	0.619 ± 0.097	0.704 ± 0.054	0.710 ± 0.025	0.722 ± 0.069	0.766 ± 0.079	0.621 ± 0.075	0.528 ± 0.062	0.650 ± 0.152
	16	0.746 ± 0.027	0.728 ± 0.041	0.775 ± 0.047	0.760 ± 0.039	0.810 ± 0.037	0.802 ± 0.049	0.763 ± 0.070	0.762 ± 0.153	0.789 ± 0.079
	32	0.769 ± 0.014	0.757 ± 0.016	0.769 ± 0.019	0.752 ± 0.012	0.806 ± 0.018	0.874 ± 0.024	0.797 ± 0.028	0.847 ± 0.023	0.859 ± 0.041
	64	0.787 ± 0.032	0.768 ± 0.027	0.790 ± 0.039	0.782 ± 0.040	0.796 ± 0.018	0.917 ± 0.012	0.835 ± 0.041	0.868 ± 0.036	0.903 ± 0.016
steel	0	0.676 ± 0.002	0.756	0.986	0.899	0.817 ± 0.006	-	-	-	-
	4	0.924 ± 0.039	0.744 ± 0.086	0.898 ± 0.066	0.868 ± 0.079	0.813 ± 0.130	0.585 ± 0.063	0.587 ± 0.064	0.500	0.558 ± 0.036
	8	0.958 ± 0.037	0.798 ± 0.074	0.936 ± 0.046	0.905 ± 0.037	0.907 ± 0.072	0.659 ± 0.066	0.572 ± 0.030	0.500	0.548 ± 0.066
	16	0.969 ± 0.048	0.912 ± 0.082	0.954 ± 0.026	0.952 ± 0.026	0.951 ± 0.031	0.787 ± 0.054	0.632 ± 0.043	0.619 ± 0.016	0.628 ± 0.028
	32	0.982 ± 0.014	0.957 ± 0.038	0.971 ± 0.018	0.969 ± 0.023	0.961 ± 0.024	0.947 ± 0.043	0.650 ± 0.032	0.679 ± 0.050	0.737 ± 0.076
	64	0.988 ± 0.009	0.976 ± 0.018	0.980 ± 0.009	0.976 ± 0.014	0.958 ± 0.023	0.985 ± 0.022	0.658 ± 0.060	0.781 ± 0.068	0.917 ± 0.035
kcl	0	0.671 ± 0.006	0.505	0.549	0.556	0.693 ± 0.021	-	-	-	-
	4	0.683 ± 0.062	0.667 ± 0.084	0.684 ± 0.064	0.703 ± 0.032	0.757 ± 0.021	0.627 ± 0.175	0.651 ± 0.082	0.500	0.500
	8	0.687 ± 0.051	0.671 ± 0.085	0.692 ± 0.071	0.716 ± 0.051	0.721 ± 0.065	0.713 ± 0.030	0.580 ± 0.042	0.547 ± 0.106	0.571 ± 0.098
	16	0.739 ± 0.027	0.738 ± 0.033	0.745 ± 0.023	0.755 ± 0.009	0.744 ± 0.034	0.711 ± 0.029	0.565 ± 0.038	0.733 ± 0.036	0.639 ± 0.052
	32	0.743 ± 0.035	0.744 ± 0.037	0.749 ± 0.031	0.743 ± 0.034	0.756 ± 0.011	0.733 ± 0.049	0.616 ± 0.070	0.754 ± 0.019	0.651 ± 0.087
	64	0.757 ± 0.004	0.757 ± 0.013	0.751 ± 0.023	0.740 ± 0.040	0.755 ± 0.014	0.772 ± 0.015	0.657 ± 0.045	0.771 ± 0.011	0.747 ± 0.013
pc4_ls_qwen	0	0.704 ± 0.006	0.532	0.769	0.705	-	-	-	-	-
	4	0.692 ± 0.040	0.626 ± 0.064	0.701 ± 0.063	0.666 ± 0.047	-	0.550 ± 0.073	0.575 ± 0.054	0.500	0.520 ± 0.020
	8	0.731 ± 0.059	0.616 ± 0.046	0.700 ± 0.040	0.668 ± 0.039	-	0.592 ± 0.067	0.573 ± 0.052	0.526 ± 0.058	0.585 ± 0.120
	16	0.795 ± 0.038	0.625 ± 0.084	0.690 ± 0.107	0.672 ± 0.106	-	0.603 ± 0.058	0.588 ± 0.047	0.585 ± 0.117	0.614 ± 0.107
	32	0.814 ± 0.014	0.736 ± 0.030	0.773 ± 0.039	0.744 ± 0.041	-	0.655 ± 0.060	0.708 ± 0.072	0.823 ± 0.051	0.869 ± 0.076
	64	0.798 ± 0.020	0.695 ± 0.101	0.724 ± 0.063	0.691 ± 0.069	-	0.741 ± 0.034	0.791 ± 0.026	0.894 ± 0.047	0.968 ± 0.007
steel_ls_qwen	0	0.992 ± 0.002	0.988	0.965	0.965	-	-	-	-	-
	4	0.995 ± 0.003	0.910 ± 0.103	0.991 ± 0.005	0.992 ± 0.003	-	0.872 ± 0.129	0.718 ± 0.169	0.500	0.526 ± 0.058
	8	0.993 ± 0.002	0.986 ± 0.011	0.990 ± 0.001	0.990 ± 0.003	-	0.989 ± 0.008	0.832 ± 0.120	0.593 ± 0.207	0.594 ± 0.210
	16	0.994 ± 0.002	0.948 ± 0.055	0.988 ± 0.004	0.991 ± 0.003	-	0.996 ± 0.006	0.931 ± 0.063	0.500	0.784 ± 0.259
	32	0.997 ± 0.004	0.986 ± 0.012	0.992 ± 0.002	0.990 ± 0.003	-	0.995 ± 0.006	0.904 ± 0.091	0.500	0.779 ± 0.255
	64	0.997 ± 0.002	0.841 ± 0.164	0.988 ± 0.007	0.987 ± 0.009	-	0.995 ± 0.006	0.963 ± 0.015	0.970 ± 0.021	0.975 ± 0.014
kcl_ls_qwen	0	0.543 ± 0.014	0.560	0.561	0.572	-	-	-	-	-
	4	0.712 ± 0.061	0.667 ± 0.046	0.690 ± 0.074	0.650 ± 0.073	-	0.578 ± 0.070	0.595 ± 0.082	0.500	0.559 ± 0.087
	8	0.713 ± 0.063	0.692 ± 0.070	0.675 ± 0.077	0.667 ± 0.071	-	0.608 ± 0.042	0.673 ± 0.089	0.500	0.580 ± 0.109
	16	0.745 ± 0.044	0.699 ± 0.035	0.716 ± 0.083	0.685 ± 0.087	-	0.649 ± 0.058	0.703 ± 0.068	0.669 ± 0.155	0.694 ± 0.118
	32	0.760 ± 0.027	0.725 ± 0.036	0.746 ± 0.053	0.741 ± 0.050	-	0.681 ± 0.065	0.735 ± 0.041	0.827 ± 0.038	0.842 ± 0.030
	64	0.757 ± 0.023	0.717 ± 0.043	0.778 ± 0.035	0.773 ± 0.035	-	0.720 ± 0.031	0.793 ± 0.024	0.861 ± 0.021	0.888 ± 0.054
pc4_ls_gpt	0	-	-	-	-	0.706 ± 0.011	-	-	-	-
	4	-	-	-	-	0.724 ± 0.061	0.649 ± 0.061	0.533 ± 0.010	0.500	0.504 ± 0.008
	8	-	-	-	-	0.672 ± 0.097	0.652 ± 0.074	0.552 ± 0.050	0.500	0.505 ± 0.011
	16	-	-	-	-	0.684 ± 0.068	0.721 ± 0.067	0.638 ± 0.020	0.759 ± 0.088	0.683 ± 0.110
	32	-	-	-	-	0.676 ± 0.012	0.808 ± 0.036	0.673 ± 0.037	0.840 ± 0.045	0.778 ± 0.081
	64	-	-	-	-	0.690 ± 0.065	0.850 ± 0.018	0.740 ± 0.022	0.910 ± 0.038	0.951 ± 0.010
steel_ls_gpt	0	-	-	-	-	0.552 ± 0.025	-	-	-	-
	4	-	-	-	-	0.856 ± 0.172	0.750 ± 0.134	0.538 ± 0.012	0.500	0.511 ± 0.021
	8	-	-	-	-	0.941 ± 0.028	0.840 ± 0.087	0.561 ± 0.013	0.531 ± 0.069	0.561 ± 0.083
	16	-	-	-	-	0.958 ± 0.008	0.961 ± 0.016	0.574 ± 0.049	0.786 ± 0.095	0.881 ± 0.079
	32	-	-	-	-	0.960 ± 0.013	0.980 ± 0.009	0.854 ± 0.098	0.934 ± 0.059	0.981 ± 0.014
	64	-	-	-	-	0.961 ± 0.007	0.986 ± 0.010	0.975 ± 0.011	0.987 ± 0.009	0.993 ± 0.009
kcl_ls_gpt	0	-	-	-	-	0.624 ± 0.008	-	-	-	-
	4	-	-	-	-	0.675 ± 0.112	0.592 ± 0.080	0.550 ± 0.031	0.500	0.500
	8	-	-	-	-	0.592 ± 0.109	0.599 ± 0.067	0.618 ± 0.059	0.500	0.565 ± 0.120
	16	-	-	-	-	0.575 ± 0.046	0.671 ± 0.061	0.727 ± 0.107	0.684 ± 0.175	0.665 ± 0.169
	32	-	-	-	-	0.613 ± 0.074	0.720 ± 0.050	0.802 ± 0.035	0.830 ± 0.055	0.888 ± 0.021
	64	-	-	-	-	0.562 ± 0.040	0.839 ± 0.025	0.825 ± 0.013	0.906 ± 0.042	0.954 ± 0.012

Table 48: Per-domain results, *software\_engineering* suite, Prompt 2 (context-free: query only, no task description, no decision rules), feat\_val serialization. Cells show ROC-AUC, mean±std across seeds, broken down by *shot-count* (rows) and *model × inference mode* (columns). For Qwen models the two sub-columns are gen (autoregressive) and fwd (single forward pass with masked label-token logits). GPT-4o-mini is API-only and supports gen only. Dashes indicate configurations not run.

Dataset	Shots	Models									
		Qwen3-8B		Qwen3-14B		GPT-4o-mini	TabPFN	LogReg	Random Forest	XGBoost	
		gen	fwd	gen	fwd	gen	/	/	/	/	
mlp0_f5_h0_no_noise_ReLU	0	0.564 ± 0.001	0.545	0.602	0.646	0.608 ± 0.004	-	-	-	-	
	4	0.639 ± 0.070	0.590 ± 0.062	0.688 ± 0.088	0.696 ± 0.084	0.645 ± 0.065	0.762 ± 0.083	0.827 ± 0.064	0.500	0.530 ± 0.045	
	8	0.676 ± 0.063	0.613 ± 0.070	0.707 ± 0.079	0.703 ± 0.087	0.689 ± 0.079	0.853 ± 0.070	0.904 ± 0.070	0.575 ± 0.117	0.638 ± 0.098	
	16	0.713 ± 0.059	0.628 ± 0.070	0.748 ± 0.059	0.751 ± 0.048	0.708 ± 0.055	0.919 ± 0.047	0.955 ± 0.038	0.840 ± 0.071	0.784 ± 0.098	
	32	0.717 ± 0.042	0.639 ± 0.070	0.759 ± 0.047	0.753 ± 0.048	0.741 ± 0.040	0.968 ± 0.016	0.983 ± 0.011	0.896 ± 0.034	0.877 ± 0.045	
64	0.746 ± 0.039	0.666 ± 0.064	0.778 ± 0.044	0.768 ± 0.043	0.740 ± 0.047	0.989 ± 0.009	0.993 ± 0.006	0.930 ± 0.026	0.928 ± 0.021		
mlp1_f10_h10_no_noise_ReLU	0	0.562 ± 0.004	0.563	0.562	0.584	0.596 ± 0.007	-	-	-	-	
	4	0.587 ± 0.032	0.551 ± 0.031	0.584 ± 0.032	0.593 ± 0.036	0.593 ± 0.023	0.631 ± 0.083	0.666 ± 0.065	0.500	0.515 ± 0.023	
	8	0.573 ± 0.034	0.544 ± 0.022	0.580 ± 0.048	0.584 ± 0.035	0.591 ± 0.034	0.718 ± 0.063	0.730 ± 0.054	0.527 ± 0.051	0.548 ± 0.067	
	16	0.568 ± 0.051	0.550 ± 0.037	0.579 ± 0.053	0.571 ± 0.036	0.578 ± 0.033	0.786 ± 0.068	0.804 ± 0.049	0.711 ± 0.090	0.689 ± 0.095	
	32	0.568 ± 0.041	0.540 ± 0.023	0.596 ± 0.042	0.581 ± 0.033	0.578 ± 0.032	0.839 ± 0.030	0.849 ± 0.029	0.789 ± 0.052	0.763 ± 0.053	
64	0.579 ± 0.039	0.534 ± 0.025	0.594 ± 0.031	0.579 ± 0.030	0.580 ± 0.025	0.886 ± 0.016	0.881 ± 0.023	0.840 ± 0.022	0.817 ± 0.031		
mlp2_f15_h15_no_noise_ReLU	0	0.547 ± 0.004	0.549	0.535	0.541	0.563 ± 0.010	-	-	-	-	
	4	0.564 ± 0.022	0.533 ± 0.025	0.564 ± 0.029	0.558 ± 0.026	0.558 ± 0.023	0.573 ± 0.062	0.602 ± 0.065	0.500	0.526 ± 0.023	
	8	0.582 ± 0.033	0.545 ± 0.021	0.576 ± 0.030	0.570 ± 0.026	0.567 ± 0.033	0.597 ± 0.077	0.611 ± 0.078	0.523 ± 0.045	0.527 ± 0.042	
	16	0.580 ± 0.030	0.553 ± 0.024	0.577 ± 0.028	0.580 ± 0.025	0.566 ± 0.020	0.637 ± 0.075	0.664 ± 0.067	0.593 ± 0.072	0.555 ± 0.066	
	32	0.581 ± 0.035	0.563 ± 0.031	0.574 ± 0.025	0.574 ± 0.023	0.565 ± 0.020	0.694 ± 0.056	0.707 ± 0.052	0.677 ± 0.054	0.653 ± 0.058	
64	0.578 ± 0.031	0.554 ± 0.034	0.580 ± 0.028	0.583 ± 0.024	0.565 ± 0.018	0.739 ± 0.036	0.753 ± 0.036	0.711 ± 0.035	0.678 ± 0.052		
mlp3_f20_h20_no_noise_ReLU	0	0.566 ± 0.011	0.547	0.583 ± 0.001	0.553	0.603 ± 0.008	-	-	-	-	
	4	0.576 ± 0.027	0.527 ± 0.018	0.587 ± 0.041	0.569 ± 0.033	0.569 ± 0.035	0.543 ± 0.058	0.587 ± 0.052	0.500	0.505 ± 0.010	
	8	0.565 ± 0.035	0.538 ± 0.020	0.580 ± 0.034	0.574 ± 0.030	0.573 ± 0.030	0.576 ± 0.055	0.592 ± 0.050	0.513 ± 0.023	0.515 ± 0.023	
	16	0.573 ± 0.027	0.535 ± 0.016	0.587 ± 0.031	0.575 ± 0.035	0.581 ± 0.026	0.620 ± 0.056	0.624 ± 0.049	0.579 ± 0.061	0.563 ± 0.053	
	32	0.562 ± 0.033	0.543 ± 0.020	0.567 ± 0.033	0.556 ± 0.033	0.574 ± 0.023	0.651 ± 0.046	0.662 ± 0.041	0.627 ± 0.046	0.599 ± 0.049	
64	0.583 ± 0.025	0.548 ± 0.025	0.580 ± 0.034	0.570 ± 0.028	0.575 ± 0.018	0.687 ± 0.037	0.701 ± 0.029	0.669 ± 0.026	0.640 ± 0.036		
mlp5_f30_h30_no_noise_ReLU	0	0.527 ± 0.007	0.525	0.541	0.534	0.546 ± 0.006	-	-	-	-	
	4	0.536 ± 0.016	0.526 ± 0.018	0.537 ± 0.015	0.535 ± 0.022	0.542 ± 0.014	0.524 ± 0.041	0.535 ± 0.021	0.500	0.511 ± 0.010	
	8	0.536 ± 0.022	0.522 ± 0.016	0.538 ± 0.021	0.530 ± 0.018	0.542 ± 0.016	0.540 ± 0.047	0.549 ± 0.037	0.505 ± 0.007	0.507 ± 0.014	
	16	0.538 ± 0.018	0.525 ± 0.018	0.543 ± 0.026	0.539 ± 0.015	0.541 ± 0.013	0.554 ± 0.040	0.564 ± 0.032	0.521 ± 0.028	0.519 ± 0.023	
	32	0.540 ± 0.019	0.530 ± 0.017	0.536 ± 0.019	0.530 ± 0.014	0.538 ± 0.017	0.570 ± 0.037	0.581 ± 0.040	0.567 ± 0.038	0.542 ± 0.030	
64	0.538 ± 0.018	0.526 ± 0.021	0.547 ± 0.014	0.542 ± 0.014	0.539 ± 0.010	0.605 ± 0.033	0.602 ± 0.046	0.603 ± 0.032	0.583 ± 0.035		
mlp7_f40_h40_no_noise_ReLU	0	0.523 ± 0.006	0.517	0.537	0.571	0.533 ± 0.005	-	-	-	-	
	4	0.534 ± 0.018	0.521 ± 0.018	0.534 ± 0.017	0.532 ± 0.010	0.538 ± 0.019	0.521 ± 0.033	0.537 ± 0.021	0.500	0.509 ± 0.012	
	8	0.532 ± 0.017	0.534 ± 0.019	0.531 ± 0.019	0.530 ± 0.014	0.534 ± 0.012	0.518 ± 0.036	0.540 ± 0.028	0.515 ± 0.026	0.508 ± 0.010	
	16	0.535 ± 0.018	0.531 ± 0.019	0.540 ± 0.019	0.526 ± 0.015	0.541 ± 0.012	0.534 ± 0.038	0.551 ± 0.030	0.510 ± 0.017	0.512 ± 0.015	
	32	0.527 ± 0.014	0.539 ± 0.025	0.544 ± 0.015	0.545 ± 0.016	0.535 ± 0.016	0.544 ± 0.044	0.565 ± 0.033	0.549 ± 0.032	0.527 ± 0.027	
64	0.530 ± 0.014	0.533 ± 0.017	0.545 ± 0.017	0.536 ± 0.017	0.538 ± 0.014	0.563 ± 0.031	0.573 ± 0.034	0.549 ± 0.028	0.545 ± 0.021		
mlp9_f50_h50_no_noise_ReLU	0	0.526 ± 0.009	0.518	0.521	0.517	0.526 ± 0.007	-	-	-	-	
	4	0.525 ± 0.016	0.520 ± 0.016	0.528 ± 0.012	0.520 ± 0.015	0.526 ± 0.012	0.495 ± 0.029	0.530 ± 0.020	0.500	0.504 ± 0.005	
	8	0.523 ± 0.014	0.522 ± 0.012	0.528 ± 0.019	0.540 ± 0.015	0.528 ± 0.014	0.500 ± 0.034	0.527 ± 0.025	0.506 ± 0.010	0.514 ± 0.019	
	16	0.529 ± 0.014	0.529 ± 0.017	0.523 ± 0.011	0.527 ± 0.014	0.525 ± 0.009	0.504 ± 0.035	0.527 ± 0.021	0.512 ± 0.015	0.516 ± 0.023	
	32	0.524 ± 0.011	0.536 ± 0.017	0.529 ± 0.015	0.540 ± 0.027	0.528 ± 0.012	0.500 ± 0.027	0.529 ± 0.021	0.527 ± 0.014	0.517 ± 0.022	
64	0.522 ± 0.019	0.528 ± 0.013	0.536 ± 0.019	0.500	0.527 ± 0.011	0.515 ± 0.026	0.536 ± 0.024	0.529 ± 0.018	0.523 ± 0.014		

**Table 49: Per-domain results, *synthetic* suite, Prompt 1 (full task description, no decision rules). Cells show ROC-AUC, mean±std across seeds, broken down by *shot-count* (rows) and *model* × *inference mode* (columns). For Qwen models the two sub-columns are gen (autoregressive) and fwd (single forward pass with masked label-token logits). GPT-4o-mini is API-only and supports gen only. Dashes indicate configurations not run.**

### E.3 Prompt 3 — knowledge-augmented (task description + decision rules)

The third prompt regime (Prompt 3, Section B.3) is the most informative: in addition to the dataset’s task description it includes a block of natural-language *decision rules*, distilled from an auxiliary LLM through the same three-turn pipeline used to produce the LLM-synthetic suite (Section A.4). Because each decision-rule block is generated jointly with, and paired one-to-one to, a specific LLM-synthetic dataset, Prompt 3 is evaluated only on the LLM-synthetic suite – the datasets with the suffixes `_1s_qwen` (Qwen3-14B-distilled rules and rows) and `_1s_gpt` (GPT-4o-mini-distilled rules and rows). The real-data counterparts (e.g. `diabetes`, `telco`) and the MLP-prior synthetic suite do not appear in this section.

*E.3.1 By serialization format.* The layout follows Sections E.1.1 and E.2.1: rows are grouped by dataset and split into one row per serialization; columns are grouped first by model and then by shot-count. TabPFN is omitted (it does not consume text serializations) and reappears with its raw-feature interface in the *by shot-count* tables (Section E.3.2).

*Generator-backbone pairing.* To measure Prompt 3 as a probe of each model’s *own* internal task knowledge, we tie each LLM-synthetic dataset to a single inference backbone. The `_1s_qwen` variants – whose rows and decision rules were both produced by Qwen3-14B – are run only on the two Qwen ICL backbones (Qwen3-8B and Qwen3-14B). The `_1s_gpt` variants – generated by GPT-4o-mini – are run only on GPT-4o-mini. Cross-evaluation (e.g. running an `_1s_gpt` dataset on Qwen) is intentionally not reported: it would mix a Qwen-internal prior with a GPT-shaped data distribution and rule set, making the resulting score impossible to attribute to either factor. The empty (–) blocks in the tables below reflect this design choice, not missing runs.

The two cross-sections, by serialization and by shot count, match those of Sections E.1 and E.2.



Dataset	Serialization	Models																	
		Qwen3-8B						Qwen3-14B						GPT-4o-mini					
		shot 0	shot 4	shot 8	shot 16	shot 32	shot 64	shot 0	shot 4	shot 8	shot 16	shot 32	shot 64	shot 0	shot 4	shot 8	shot 16	shot 32	shot 64
audit_ls_qwen	feat_val	0.775 ± 0.007	0.777 ± 0.046	0.808 ± 0.043	0.815 ± 0.031	0.834 ± 0.027	0.840 ± 0.018	0.875	0.747 ± 0.058	0.726 ± 0.033	0.719 ± 0.034	0.683 ± 0.038	0.687 ± 0.030	-	-	-	-	-	-
	feat_val_mask	0.551 ± 0.016	0.533 ± 0.016	0.555 ± 0.025	0.531 ± 0.015	0.544 ± 0.030	0.531 ± 0.017	0.588	0.545 ± 0.013	0.547 ± 0.025	0.543 ± 0.020	0.558 ± 0.009	0.548 ± 0.016	-	-	-	-	-	-
	html	0.558 ± 0.017	0.623 ± 0.019	0.643 ± 0.037	0.649 ± 0.025	0.652 ± 0.014	0.625 ± 0.024	0.590	0.656 ± 0.022	0.638 ± 0.029	0.667 ± 0.020	0.669 ± 0.015	0.641 ± 0.017	-	-	-	-	-	-
	markdown	0.557 ± 0.012	0.646 ± 0.025	0.660 ± 0.016	0.676 ± 0.022	0.670 ± 0.023	0.664 ± 0.023	0.605	0.670 ± 0.014	0.706 ± 0.021	0.673 ± 0.024	0.670 ± 0.026	0.656 ± 0.008	-	-	-	-	-	-
audit_ls_gpt	feat_val	0.847 ± 0.024	0.945 ± 0.023	0.988 ± 0.004	0.974 ± 0.008	0.980 ± 0.004	0.970 ± 0.008	0.964	0.957 ± 0.018	0.990 ± 0.005	0.985 ± 0.004	0.991 ± 0.002	0.989 ± 0.005	-	-	-	-	-	-
feat_val_mask	0.747 ± 0.004	0.722 ± 0.061	0.747 ± 0.072	0.766 ± 0.024	0.825 ± 0.053	0.797 ± 0.031	0.569 ± 0.001	0.880 ± 0.057	0.880 ± 0.061	0.898 ± 0.031	0.869 ± 0.031	0.860 ± 0.053	-	-	-	-	-	-	
html	0.915 ± 0.008	0.945 ± 0.033	0.958 ± 0.026	0.924 ± 0.039	0.930 ± 0.035	0.931 ± 0.027	0.964	0.874 ± 0.052	0.900 ± 0.056	0.892 ± 0.063	0.915 ± 0.041	0.943 ± 0.049	-	-	-	-	-	-	
markdown	0.672 ± 0.021	0.706 ± 0.056	0.780 ± 0.054	0.769 ± 0.033	0.755 ± 0.052	0.693 ± 0.022	0.574	0.795 ± 0.025	0.783 ± 0.030	0.771 ± 0.023	0.766 ± 0.022	0.779 ± 0.020	-	-	-	-	-	-	
fraud_ls_qwen	feat_val	0.540 ± 0.037	0.770 ± 0.017	0.773 ± 0.081	0.678 ± 0.049	0.722 ± 0.052	0.707 ± 0.033	0.501	0.822 ± 0.067	0.791 ± 0.059	0.733 ± 0.027	0.680 ± 0.060	0.652 ± 0.012	-	-	-	-	-	-
feat_val_mask	0.719 ± 0.007	0.667 ± 0.019	0.678 ± 0.016	0.668 ± 0.012	0.654 ± 0.045	0.668 ± 0.033	0.739 ± 0.001	0.705 ± 0.015	0.694 ± 0.022	0.694 ± 0.029	0.691 ± 0.024	0.661 ± 0.008	-	-	-	-	-	-	
html	0.614 ± 0.012	0.547 ± 0.022	0.550 ± 0.037	0.527 ± 0.015	0.535 ± 0.021	0.524 ± 0.013	0.569 ± 0.003	0.569 ± 0.054	0.549 ± 0.032	0.538 ± 0.015	0.531 ± 0.012	0.529 ± 0.031	-	-	-	-	-	-	
markdown	0.782 ± 0.009	0.905 ± 0.012	0.893 ± 0.015	0.908 ± 0.013	0.901 ± 0.013	0.884 ± 0.022	0.916 ± 0.006	0.938 ± 0.018	0.931 ± 0.008	0.953 ± 0.012	0.939 ± 0.007	0.928 ± 0.005	-	-	-	-	-	-	
credit_ls_qwen	feat_val	0.786 ± 0.003	0.885 ± 0.019	0.877 ± 0.019	0.888 ± 0.027	0.918 ± 0.007	0.922 ± 0.019	0.801 ± 0.001	0.953 ± 0.016	0.952 ± 0.014	0.948 ± 0.014	0.943 ± 0.015	0.936 ± 0.008	-	-	-	-	-	-
feat_val_mask	0.720 ± 0.008	0.877 ± 0.047	0.811 ± 0.081	0.869 ± 0.051	0.835 ± 0.108	0.866 ± 0.035	0.660	0.756 ± 0.029	0.756 ± 0.045	0.812 ± 0.068	0.810 ± 0.065	0.808 ± 0.036	-	-	-	-	-	-	
audit_ls_gpt	feat_val	-	-	-	-	-	-	-	-	-	-	-	-	0.910 ± 0.003	0.888 ± 0.062	0.910 ± 0.038	0.908 ± 0.038	0.909 ± 0.014	0.891 ± 0.021
feat_val_mask	-	-	-	-	-	-	-	-	-	-	-	-	-	0.555 ± 0.015	0.583 ± 0.037	0.641 ± 0.066	0.651 ± 0.071	0.636 ± 0.067	0.568 ± 0.035
html	-	-	-	-	-	-	-	-	-	-	-	-	-	0.746 ± 0.006	0.941 ± 0.011	0.942 ± 0.012	0.944 ± 0.012	0.944 ± 0.011	0.916 ± 0.021
markdown	-	-	-	-	-	-	-	-	-	-	-	-	-	0.584 ± 0.011	0.552 ± 0.053	0.598 ± 0.042	0.549 ± 0.051	0.521 ± 0.016	0.546 ± 0.046
fraud_ls_gpt	feat_val	-	-	-	-	-	-	-	-	-	-	-	-	0.915 ± 0.004	0.930 ± 0.022	0.932 ± 0.018	0.935 ± 0.008	0.934 ± 0.006	0.949 ± 0.011
feat_val_mask	-	-	-	-	-	-	-	-	-	-	-	-	-	0.757 ± 0.005	0.867 ± 0.035	0.865 ± 0.027	0.867 ± 0.038	0.880 ± 0.034	0.882 ± 0.015
html	-	-	-	-	-	-	-	-	-	-	-	-	-	0.885 ± 0.007	0.911 ± 0.011	0.907 ± 0.020	0.922 ± 0.018	0.910 ± 0.022	0.919 ± 0.016
markdown	-	-	-	-	-	-	-	-	-	-	-	-	-	0.843 ± 0.005	0.924 ± 0.017	0.924 ± 0.017	0.921 ± 0.010	0.914 ± 0.022	0.906 ± 0.024
credit_ls_gpt	feat_val	-	-	-	-	-	-	-	-	-	-	-	-	0.783 ± 0.003	0.851 ± 0.019	0.859 ± 0.029	0.864 ± 0.017	0.884 ± 0.020	0.895 ± 0.020
feat_val_mask	-	-	-	-	-	-	-	-	-	-	-	-	-	0.961	0.939 ± 0.024	0.942 ± 0.020	0.952 ± 0.014	0.956 ± 0.009	0.955 ± 0.009
html	-	-	-	-	-	-	-	-	-	-	-	-	-	0.514 ± 0.001	0.681 ± 0.081	0.712 ± 0.104	0.764 ± 0.078	0.686 ± 0.060	0.626 ± 0.070
markdown	-	-	-	-	-	-	-	-	-	-	-	-	-	0.912 ± 0.004	0.994 ± 0.014	0.994 ± 0.011	0.995 ± 0.008	0.998 ± 0.002	0.989 ± 0.009
credit_ls_qwen	feat_val	-	-	-	-	-	-	-	-	-	-	-	-	0.997	0.982 ± 0.026	0.992 ± 0.013	0.999 ± 0.002	0.998 ± 0.002	0.998 ± 0.003
feat_val_mask	-	-	-	-	-	-	-	-	-	-	-	-	-	0.628 ± 0.006	0.651 ± 0.024	0.668 ± 0.033	0.659 ± 0.054	0.693 ± 0.017	0.681 ± 0.026

**Table 52: Per-domain results, *finance* suite, Prompt 3 (knowledge-augmented: task description plus auxiliary LLM-elicited decision rules).** Each LLM-synthetic dataset is paired one-to-one with its generator: `_ls_qwen` variants are generated by Qwen3-14B and evaluated only on the two Qwen ICL backbones, while `_ls_gpt` variants are generated by GPT-4o-mini and evaluated only on GPT-4o-mini. This pairing isolates each model’s reliance on its own internal knowledge of the (distilled) task. Cells show ROC-AUC, mean±std across seeds, broken down by serialization (rows within each dataset) and number of in-context shots (columns within each model block). TabPFN is omitted because it does not consume text serializations (its raw-feature performance is reported in the *by shot-count* tables, Section E.3.2). Dashes indicate configurations not run.

Dataset	Serialization	Models																	
		Qwen3-8B						Qwen3-14B						GPT-4o-mini					
		shot 0	shot 4	shot 8	shot 16	shot 32	shot 64	shot 0	shot 4	shot 8	shot 16	shot 32	shot 64	shot 0	shot 4	shot 8	shot 16	shot 32	shot 64
cancer_ls_qwen	feat_val	0.958 ± 0.003	0.858 ± 0.064	0.811 ± 0.104	0.894 ± 0.054	0.754 ± 0.044	-	0.965	0.923 ± 0.031	0.920 ± 0.044	0.906 ± 0.027	0.910 ± 0.026	-	-	-	-	-	-	-
	feat_val_mask	0.921 ± 0.003	0.795 ± 0.113	0.799 ± 0.055	0.852 ± 0.035	0.833 ± 0.043	-	0.916	0.824 ± 0.110	0.871 ± 0.054	0.862 ± 0.073	0.895 ± 0.033	-	-	-	-	-	-	-
	html	0.535 ± 0.019	0.958 ± 0.006	0.958 ± 0.009	0.956 ± 0.011	0.941 ± 0.006	-	0.521 ± 0.012	0.945 ± 0.031	0.935 ± 0.026	0.933 ± 0.021	0.941 ± 0.004	-	-	-	-	-	-	-
	markdown	0.541 ± 0.027	0.966 ± 0.006	0.960 ± 0.010	0.959 ± 0.006	0.949 ± 0.005	-	0.514 ± 0.009	0.921 ± 0.073	0.925 ± 0.026	0.957 ± 0.010	0.952 ± 0.005	-	-	-	-	-	-	-
transfusion_ls_qwen	feat_val	0.521 ± 0.018	0.821 ± 0.145	0.836 ± 0.114	0.941 ± 0.012	0.932 ± 0.008	-	0.524 ± 0.020	0.942 ± 0.030	0.931 ± 0.031	0.951 ± 0.007	0.948 ± 0.005	-	-	-	-	-	-	-
feat_val_mask	0.754 ± 0.008	0.758 ± 0.035	0.747 ± 0.045	0.743 ± 0.031	0.726 ± 0.020	0.745 ± 0.026	0.810 ± 0.004	0.758 ± 0.030	0.796 ± 0.038	0.771 ± 0.022	0.733 ± 0.027	0.720 ± 0.024	-	-	-	-	-	-	
html	0.632 ± 0.013	0.637 ± 0.042	0.676 ± 0.004	0.669 ± 0.008	0.711 ± 0.022	0.697 ± 0.017	0.697 ± 0.006	0.724 ± 0.038	0.682 ± 0.031	0.690 ± 0.029	0.683 ± 0.031	0.688 ± 0.024	-	-	-	-	-	-	
markdown	0.603 ± 0.012	0.649 ± 0.029	0.642 ± 0.030	0.661 ± 0.042	0.656 ± 0.025	0.670 ± 0.016	0.564 ± 0.002	0.693 ± 0.035	0.696 ± 0.039	0.688 ± 0.031	0.642 ± 0.023	0.645 ± 0.025	-	-	-	-	-	-	
diabetes_ls_qwen	feat_val	0.525 ± 0.010	0.525 ± 0.027	0.545 ± 0.030	0.531 ± 0.021	0.565 ± 0.033	0.541 ± 0.017	0.604 ± 0.003	0.574 ± 0.017	0.546 ± 0.046	0.589 ± 0.047	0.626 ± 0.022	0.631 ± 0.023	-	-	-	-	-	-
feat_val_mask	0.940 ± 0.003	0.846 ± 0.018	0.867 ± 0.026	0.884 ± 0.018	0.885 ± 0.018	0.906 ± 0.022	0.930	0.820 ± 0.031	0.857 ± 0.037	0.854 ± 0.012	0.826 ± 0.036	0.799 ± 0.020	-	-	-	-	-	-	
html	0.659 ± 0.010	0.674 ± 0.068	0.697 ± 0.046	0.733 ± 0.056	0.672 ± 0.041	0.673 ± 0.062	0.562 ± 0.003	0.607 ± 0.045	0.635 ± 0.062	0.648 ± 0.060	0.638 ± 0.023	0.673 ± 0.040	-	-	-	-	-	-	
markdown	0.829 ± 0.006	0.734 ± 0.024	0.761 ± 0.035	0.780 ± 0.044	0.761 ± 0.028	0.800 ± 0.016	0.882 ± 0.005	0.849 ± 0.042	0.776 ± 0.009	0.783 ± 0.023	0.765 ± 0.019	0.725 ± 0.016	-	-	-	-	-	-	
cancer_ls_gpt	feat_val	0.658 ± 0.012	0.594 ± 0.036	0.608 ± 0.050	0.598 ± 0.049	0.621 ± 0.056	0.639 ± 0.017	0.567 ± 0.001	0.631 ± 0.026	0.656 ± 0.033	0.623 ± 0.029	0.632 ± 0.029	0.622 ± 0.009	-	-	-	-	-	-
feat_val_mask	-	-	-	-	-	-	-	-	-	-	-	-	-	0.704 ± 0.006	0.802 ± 0.019	0.828 ± 0.042	0.853 ± 0.061	0.816 ± 0.039	0.811 ± 0.048
html	-	-	-	-	-	-	-	-	-	-	-	-	-	0.522 ± 0.011	0.624 ± 0.039	0.702 ± 0.019	0.695 ± 0.028	0.712 ± 0.020	0.726 ± 0.005
markdown	-	-	-	-	-	-	-	-	-	-	-	-	-	0.602 ± 0.006	0.606 ± 0.013	0.635 ± 0.010	0.661 ± 0.018	0.637 ± 0.020	0.674 ± 0.029
transfusion_ls_gpt	feat_val	-	-	-	-	-	-	-	-	-	-	-	-	0.522 ± 0.008	0.588 ± 0.043	0.621 ± 0.023	0.654 ± 0.012	0.663 ± 0.023	0.649 ± 0.027
feat_val_mask	-	-	-	-	-	-	-	-	-	-	-	-	-	0.817 ± 0.002	0.781 ± 0.023	0.790 ± 0.016	0.796 ± 0.016	0.773 ± 0.042	0.776 ± 0.011
html	-	-	-	-	-	-	-	-	-	-	-	-	-	0.742 ± 0.005	0.715 ± 0.036	0.729 ± 0.012	0.730 ± 0.028	0.728 ± 0.021	0.721 ± 0.032
markdown	-	-	-	-	-	-	-	-	-	-	-	-	-	0.775 ± 0.005	0.785 ± 0.008	0.789 ± 0.015	0.792 ± 0.010	0.792 ± 0.003	0.788 ± 0.014
diabetes_ls_gpt	feat_val	-	-	-	-	-	-	-	-	-	-	-	-	0.757 ± 0.003	0.786 ± 0.014	0.783 ± 0.015	0.770 ± 0.016	0.759 ± 0.012	0.764 ± 0.012
feat_val_mask	-	-	-	-	-	-	-	-	-	-	-	-	-	0.717 ± 0.004	0.727 ± 0.018	0.731 ± 0.014	0.720 ± 0.015	0.706 ± 0.015	0.705 ± 0.008
html	-	-	-	-	-	-	-	-	-	-	-	-	-	0.843 ± 0.005	0.804 ± 0.013	0.780 ± 0.011	0.770 ± 0.011	0.775 ± 0.012	0.763 ± 0.013
markdown	-	-	-	-	-	-	-	-	-	-	-	-	-	0.627 ± 0.007	0.764 ± 0.025	0.770 ± 0.021	0.737 ± 0.019	0.736 ± 0.031	0.761 ± 0.013
credit_ls_qwen	feat_val	-	-	-	-	-	-	-	-	-	-	-	-	0.801 ± 0.016	0.769 ± 0.009	0.752 ± 0.009	0.747 ± 0.017	0.741 ± 0.005	0.724 ± 0.005

Dataset	Serialization	Models																	
		Qwen3-8B					Qwen3-14B					GPT-4o-mini							
		shot 0	shot 4	shot 8	shot 16	shot 32	shot 0	shot 4	shot 8	shot 16	shot 32	shot 0	shot 4	shot 8	shot 16	shot 32	shot 64		
san_francisco_crimes_ls_qwen	feat_val	0.679 ± 0.002	0.773 ± 0.019	0.783 ± 0.022	0.793 ± 0.035	0.796 ± 0.008	0.808 ± 0.015	0.725	0.752 ± 0.025	0.769 ± 0.006	0.797 ± 0.030	0.803 ± 0.019	0.805 ± 0.024	-	-	-	-	-	
	feat_val_mask	0.535 ± 0.006	0.570 ± 0.040	0.537 ± 0.027	0.525 ± 0.032	0.524 ± 0.014	0.555 ± 0.036	0.507	0.539 ± 0.024	0.550 ± 0.033	0.532 ± 0.039	0.538 ± 0.017	0.523 ± 0.008	-	-	-	-	-	
	html	0.653 ± 0.004	0.736 ± 0.033	0.714 ± 0.020	0.700 ± 0.037	0.726 ± 0.030	0.686 ± 0.045	0.557 ± 0.005	0.744 ± 0.030	0.711 ± 0.030	0.721 ± 0.036	0.693 ± 0.035	0.685 ± 0.026	-	-	-	-	-	
	markdown	0.678 ± 0.010	0.773 ± 0.042	0.741 ± 0.029	0.756 ± 0.040	0.753 ± 0.040	0.785 ± 0.041	0.541 ± 0.002	0.727 ± 0.022	0.737 ± 0.037	0.749 ± 0.045	0.725 ± 0.033	0.725 ± 0.013	-	-	-	-	-	
compas_ls_qwen	feat_val	0.577 ± 0.029	0.569 ± 0.035	0.558 ± 0.037	0.548 ± 0.033	0.541 ± 0.029	0.588 ± 0.025	0.511 ± 0.001	0.545 ± 0.024	0.561 ± 0.036	0.544 ± 0.042	0.557 ± 0.021	0.542 ± 0.009	-	-	-	-	-	
	feat_val_mask	0.530 ± 0.007	0.708 ± 0.025	0.713 ± 0.027	0.703 ± 0.044	0.677 ± 0.047	0.707 ± 0.022	0.605	0.724 ± 0.044	0.715 ± 0.042	0.741 ± 0.036	0.715 ± 0.022	0.698 ± 0.029	-	-	-	-	-	
	html	0.807 ± 0.002	0.831 ± 0.010	0.825 ± 0.010	0.814 ± 0.009	0.806 ± 0.014	0.789 ± 0.024	0.887 ± 0.001	0.887 ± 0.013	0.852 ± 0.008	0.840 ± 0.010	0.839 ± 0.006	0.807 ± 0.009	-	-	-	-	-	
	markdown	0.801 ± 0.005	0.822 ± 0.017	0.816 ± 0.012	0.814 ± 0.008	0.826 ± 0.015	0.808 ± 0.010	0.733 ± 0.002	0.849 ± 0.014	0.826 ± 0.014	0.823 ± 0.019	0.828 ± 0.013	0.821 ± 0.018	-	-	-	-	-	
vote_ls_qwen	feat_val	0.713 ± 0.008	0.907 ± 0.029	0.884 ± 0.016	0.801 ± 0.026	0.806 ± 0.036	0.870 ± 0.030	0.829 ± 0.001	0.887 ± 0.034	0.845 ± 0.019	0.857 ± 0.030	0.841 ± 0.023	0.823 ± 0.014	-	-	-	-	-	
	feat_val_mask	0.586 ± 0.003	0.544 ± 0.031	0.594 ± 0.063	0.541 ± 0.038	0.591 ± 0.029	0.577 ± 0.061	0.524 ± 0.004	0.545 ± 0.019	0.575 ± 0.021	0.592 ± 0.027	0.577 ± 0.014	0.606 ± 0.021	-	-	-	-	-	
	html	0.657 ± 0.007	0.767 ± 0.060	0.789 ± 0.045	0.732 ± 0.029	0.676 ± 0.037	0.717 ± 0.044	0.740 ± 0.004	0.739 ± 0.049	0.752 ± 0.036	0.722 ± 0.043	0.691 ± 0.078	0.688 ± 0.026	-	-	-	-	-	
	markdown	0.626 ± 0.009	0.720 ± 0.035	0.669 ± 0.042	0.648 ± 0.036	0.640 ± 0.031	0.636 ± 0.067	0.656 ± 0.002	0.750 ± 0.046	0.751 ± 0.027	0.747 ± 0.047	0.714 ± 0.038	0.683 ± 0.019	-	-	-	-	-	
san_francisco_crimes_ls_gpt	feat_val	-	-	-	-	-	-	-	-	-	-	-	-	0.623 ± 0.012	0.639 ± 0.059	0.779 ± 0.075	0.926 ± 0.027	0.949 ± 0.022	0.945 ± 0.039
	feat_val_mask	-	-	-	-	-	-	-	-	-	-	-	-	0.621 ± 0.009	0.598 ± 0.057	0.709 ± 0.086	0.850 ± 0.083	0.884 ± 0.051	0.900 ± 0.051
	html	-	-	-	-	-	-	-	-	-	-	-	-	0.597 ± 0.006	0.643 ± 0.045	0.651 ± 0.032	0.682 ± 0.025	0.676 ± 0.032	0.691 ± 0.046
	markdown	-	-	-	-	-	-	-	-	-	-	-	-	0.641 ± 0.015	0.616 ± 0.022	0.608 ± 0.023	0.647 ± 0.021	0.666 ± 0.029	0.690 ± 0.014
compas_ls_gpt	feat_val	-	-	-	-	-	-	-	-	-	-	-	-	0.942 ± 0.003	0.953 ± 0.024	0.949 ± 0.020	0.946 ± 0.019	0.948 ± 0.004	0.948 ± 0.010
	feat_val_mask	-	-	-	-	-	-	-	-	-	-	-	-	0.751 ± 0.004	0.820 ± 0.023	0.825 ± 0.019	0.840 ± 0.023	0.849 ± 0.030	0.845 ± 0.014
	html	-	-	-	-	-	-	-	-	-	-	-	-	0.899 ± 0.003	0.950 ± 0.028	0.948 ± 0.021	0.936 ± 0.028	0.923 ± 0.017	0.907 ± 0.017
	markdown	-	-	-	-	-	-	-	-	-	-	-	-	0.900 ± 0.004	0.941 ± 0.009	0.938 ± 0.012	0.928 ± 0.013	0.923 ± 0.017	0.920 ± 0.012
vote_ls_gpt	feat_val	-	-	-	-	-	-	-	-	-	-	-	-	0.678 ± 0.003	0.777 ± 0.024	0.810 ± 0.026	0.826 ± 0.019	0.837 ± 0.012	0.843 ± 0.016
	feat_val_mask	-	-	-	-	-	-	-	-	-	-	-	-	0.914 ± 0.002	0.865 ± 0.013	0.833 ± 0.036	0.834 ± 0.017	0.819 ± 0.026	0.812 ± 0.010
	html	-	-	-	-	-	-	-	-	-	-	-	-	0.635 ± 0.008	0.724 ± 0.036	0.727 ± 0.029	0.749 ± 0.013	0.718 ± 0.034	0.739 ± 0.019
	markdown	-	-	-	-	-	-	-	-	-	-	-	-	0.825 ± 0.006	0.860 ± 0.011	0.862 ± 0.024	0.846 ± 0.018	0.846 ± 0.014	0.842 ± 0.016

Table 54: Per-domain results, *law* suite, Prompt 3 (knowledge-augmented: task description plus auxiliary LLM-elicited decision rules). Each LLM-synthetic dataset is paired one-to-one with its generator: *\_ls\_qwen* variants are generated by Qwen3-14B and evaluated only on the two Qwen ICL backbones, while *\_ls\_gpt* variants are generated by GPT-4o-mini and evaluated only on GPT-4o-mini. This pairing isolates each model’s reliance on its own internal knowledge of the (distilled) task. Cells show ROC-AUC, mean±std across seeds, broken down by serialization (rows within each dataset) and number of in-context shots (columns within each model block). TabPFN is omitted because it does not consume text serializations (its raw-feature performance is reported in the *by shot-count* tables, Section E.3.2). Dashes indicate configurations not run.

Dataset	Serialization	Models																	
		Qwen3-8B					Qwen3-14B					GPT-4o-mini							
		shot 0	shot 4	shot 8	shot 16	shot 32	shot 0	shot 4	shot 8	shot 16	shot 32	shot 0	shot 4	shot 8	shot 16	shot 32	shot 64		
seismic_bumps_ls_qwen	feat_val	0.618 ± 0.009	0.728 ± 0.086	0.742 ± 0.068	0.740 ± 0.047	0.812 ± 0.048	0.853 ± 0.061	0.747	0.820 ± 0.053	0.851 ± 0.050	0.836 ± 0.039	0.797 ± 0.006	0.794 ± 0.033	-	-	-	-	-	
	feat_val_mask	0.529 ± 0.014	0.580 ± 0.071	0.596 ± 0.036	0.624 ± 0.021	0.638 ± 0.041	0.598 ± 0.062	0.525 ± 0.002	0.613 ± 0.062	0.631 ± 0.023	0.650 ± 0.044	0.647 ± 0.031	0.652 ± 0.055	-	-	-	-	-	
	html	0.617 ± 0.006	0.655 ± 0.044	0.677 ± 0.067	0.663 ± 0.040	0.696 ± 0.076	0.702 ± 0.025	0.926 ± 0.003	0.803 ± 0.079	0.791 ± 0.040	0.699 ± 0.053	0.663 ± 0.037	0.650 ± 0.025	-	-	-	-	-	
	markdown	0.644 ± 0.003	0.654 ± 0.060	0.648 ± 0.044	0.633 ± 0.069	0.678 ± 0.075	0.691 ± 0.054	0.503	0.716 ± 0.035	0.745 ± 0.021	0.684 ± 0.041	0.641 ± 0.023	0.631 ± 0.026	-	-	-	-	-	
bbbp_ls_qwen	feat_val	0.514 ± 0.003	0.513 ± 0.016	0.524 ± 0.018	0.524 ± 0.015	0.553 ± 0.043	0.541 ± 0.029	0.516	0.548 ± 0.043	0.544 ± 0.023	0.538 ± 0.025	0.548 ± 0.027	0.537 ± 0.025	-	-	-	-	-	
	feat_val_mask	0.586 ± 0.001	0.779 ± 0.097	0.709 ± 0.038	0.691 ± 0.039	0.743 ± 0.052	0.704 ± 0.044	0.972 ± 0.007	0.875 ± 0.071	0.816 ± 0.043	0.785 ± 0.032	0.750 ± 0.045	0.811 ± 0.030	-	-	-	-	-	
	html	0.969 ± 0.001	0.887 ± 0.079	0.918 ± 0.036	0.920 ± 0.040	0.945 ± 0.013	0.931 ± 0.040	0.982 ± 0.002	0.965 ± 0.012	0.932 ± 0.070	0.941 ± 0.043	0.919 ± 0.038	0.923 ± 0.043	-	-	-	-	-	
	markdown	0.957 ± 0.007	0.578 ± 0.066	0.605 ± 0.056	0.610 ± 0.013	0.657 ± 0.040	0.699 ± 0.051	0.897 ± 0.004	0.655 ± 0.079	0.642 ± 0.040	0.647 ± 0.036	0.652 ± 0.037	0.657 ± 0.055	-	-	-	-	-	
biodegr_ls_qwen	feat_val	0.974 ± 0.001	0.845 ± 0.088	0.825 ± 0.062	0.844 ± 0.031	0.727 ± 0.036	0.773 ± 0.036	0.908 ± 0.004	0.719 ± 0.069	0.721 ± 0.032	0.689 ± 0.034	0.722 ± 0.037	0.679 ± 0.037	-	-	-	-	-	
	feat_val_mask	0.885 ± 0.001	0.918 ± 0.015	0.896 ± 0.015	0.910 ± 0.012	0.904 ± 0.015	0.900 ± 0.014	0.543	0.560 ± 0.057	0.576 ± 0.072	0.620 ± 0.027	0.699 ± 0.048	0.706 ± 0.052	-	-	-	-	-	
	html	0.683 ± 0.003	0.704 ± 0.026	0.719 ± 0.029	0.737 ± 0.037	0.744 ± 0.031	0.752 ± 0.061	0.532	0.574 ± 0.054	0.621 ± 0.051	0.695 ± 0.048	0.738 ± 0.048	0.760 ± 0.070	-	-	-	-	-	
	markdown	0.878 ± 0.001	0.914 ± 0.020	0.908 ± 0.019	0.917 ± 0.014	0.895 ± 0.014	0.904 ± 0.009	0.752	0.623 ± 0.061	0.697 ± 0.075	0.728 ± 0.073	0.754 ± 0.058	0.759 ± 0.042	-	-	-	-	-	
seismic_bumps_ls_gpt	feat_val	0.797 ± 0.004	0.900 ± 0.013	0.891 ± 0.018	0.884 ± 0.018	0.897 ± 0.014	0.899 ± 0.011	0.651	0.670 ± 0.045	0.703 ± 0.060	0.627 ± 0.047	0.728 ± 0.052	0.786 ± 0.018	-	-	-	-	-	
	feat_val_mask	0.689 ± 0.017	0.753 ± 0.041	0.814 ± 0.051	0.762 ± 0.078	0.786 ± 0.026	0.861 ± 0.030	0.536	0.699 ± 0.065	0.694 ± 0.074	0.683 ± 0.024	0.737 ± 0.045	0.809 ± 0.051	-	-	-	-	-	
	html	-	-	-	-	-	-	-	-	-	-	-	-	0.918 ± 0.003	0.943 ± 0.008	0.944 ± 0.027	0.939 ± 0.017	0.953 ± 0.018	0.959 ± 0.003
	markdown	-	-	-	-	-	-	-	-	-	-	-	-	0.814 ± 0.006	0.897 ± 0.029	0.882 ± 0.023	0.912 ± 0.032	0.919 ± 0.037	0.936 ± 0.016
bbbp_ls_gpt	feat_val	-	-	-	-	-	-	-	-	-	-	-	-	0.957 ± 0.002	0.966 ± 0.012	0.973 ± 0.009	0.964 ± 0.013	0.959 ± 0.012	0.962 ± 0.008
	feat_val_mask	-	-	-	-	-	-	-	-	-	-	-	-	0.963 ± 0.002	0.955 ± 0.011	0.948 ± 0.010	0.961 ± 0.006	0.946 ± 0.013	0.957 ± 0.004
	html	-	-	-	-	-	-	-	-	-	-	-	-	0.839 ± 0.003	0.956 ± 0.010	0.960 ± 0.004	0.964 ± 0.006	0.948 ± 0.010	0.948 ± 0.012
	markdown	-	-	-	-	-	-	-	-	-	-	-	-	0.655 ± 0.008	0.663 ± 0.051	0.655 ± 0.034	0.635 ± 0.040	0.691 ± 0.017	0.686 ± 0.027
biodegr_ls_gpt	feat_val	-	-	-	-	-	-	-	-	-	-	-	-	0.656 ± 0.010	0.634 ± 0.052	0.602 ± 0.034	0.595 ± 0.008	0.638 ± 0.024	0.639 ± 0.071
	feat_val_mask	-	-	-	-	-	-	-	-	-	-	-	-	0.729 ± 0.007	0.714 ± 0.010	0.724 ± 0.025	0.736 ± 0.041	0.740 ± 0.013	0.753 ± 0.034
	html	-	-	-	-	-	-	-	-	-	-	-	-	0.825 ± 0.005	0.714 ± 0.029	0.750 ± 0.039	0.721 ± 0.074	0.666 ± 0.049	0.686 ± 0.021
	markdown	-	-	-	-	-	-	-	-	-	-	-	-	0.704 ± 0.004	0.722 ± 0.011	0.733 ± 0.012	0.721 ± 0.017	0.745 ± 0.025	0.740 ± 0.015

Table 55: Per-domain results, *natural\_science* suite, Prompt 3 (knowledge-augmented: task description plus auxiliary LLM-elicited decision rules). Each LLM-synthetic dataset is paired one-to-one with its generator: *\_ls\_qwen* variants are generated by Qwen3-14B and evaluated only on the two Qwen ICL backbones, while *\_ls\_gpt* variants are generated by GPT-4o-mini and evaluated only on GPT-4o-mini. This pairing isolates each model’s reliance on its own internal knowledge of the (distilled) task. Cells show ROC-AUC, mean±std across seeds, broken down by serialization (rows within each dataset) and number of in-context shots (columns within each model block). TabPFN is omitted because it does not consume text serializations (its raw-feature performance is reported in the *by shot-count* tables, Section E.3.2). Dashes indicate configurations not run.

Dataset	Serialization	Models																	
		Qwen3-8B						Qwen3-14B						GPT-4o-mini					
		shot 0	shot 4	shot 8	shot 16	shot 32	shot 64	shot 0	shot 4	shot 8	shot 16	shot 32	shot 64	shot 0	shot 4	shot 8	shot 16	shot 32	shot 64
adult_ls_qwen	feat_val	0.982 ± 0.001	0.970 ± 0.015	0.974 ± 0.006	0.977 ± 0.008	0.978 ± 0.006	0.970 ± 0.003	0.994	0.984 ± 0.004	0.985 ± 0.003	0.983 ± 0.002	0.982 ± 0.004	0.979 ± 0.002	-	-	-	-	-	-
	feat_val_mask	0.617 ± 0.006	0.898 ± 0.039	0.920 ± 0.030	0.921 ± 0.032	0.915 ± 0.028	0.940 ± 0.015	0.925	0.970 ± 0.007	0.970 ± 0.005	0.974 ± 0.003	0.973 ± 0.005	0.971 ± 0.004	-	-	-	-	-	-
	html	0.948 ± 0.001	0.976 ± 0.008	0.977 ± 0.005	0.977 ± 0.006	0.967 ± 0.008	0.947 ± 0.009	0.985	0.978 ± 0.003	0.981 ± 0.003	0.978 ± 0.005	0.977 ± 0.008	0.972 ± 0.002	-	-	-	-	-	-
	markdown_mask	0.522 ± 0.016	0.848 ± 0.063	0.820 ± 0.084	0.830 ± 0.042	0.849 ± 0.055	0.803 ± 0.041	0.877	0.966 ± 0.007	0.969 ± 0.004	0.971 ± 0.002	0.970 ± 0.005	0.961 ± 0.004	-	-	-	-	-	-
tech_mental_health_survey_ls_qwen	feat_val	0.955 ± 0.004	0.958 ± 0.010	0.923 ± 0.027	0.912 ± 0.014	0.901 ± 0.012	0.882 ± 0.008	0.944	0.972 ± 0.006	0.950 ± 0.018	0.933 ± 0.007	0.921 ± 0.015	0.891 ± 0.014	-	-	-	-	-	-
	feat_val_mask	0.510 ± 0.007	0.678 ± 0.034	0.646 ± 0.050	0.584 ± 0.056	0.574 ± 0.062	0.587 ± 0.021	0.505	0.706 ± 0.066	0.688 ± 0.034	0.683 ± 0.023	0.660 ± 0.032	0.701 ± 0.023	-	-	-	-	-	-
	html	0.767 ± 0.003	0.803 ± 0.023	0.787 ± 0.029	0.817 ± 0.014	0.773 ± 0.021	0.775 ± 0.016	0.800	0.794 ± 0.034	0.786 ± 0.029	0.773 ± 0.013	0.753 ± 0.017	0.702 ± 0.018	-	-	-	-	-	-
	markdown_mask	0.759 ± 0.003	0.807 ± 0.017	0.771 ± 0.018	0.748 ± 0.015	0.782 ± 0.013	0.830 ± 0.013	0.691	0.844 ± 0.023	0.826 ± 0.015	0.801 ± 0.017	0.784 ± 0.005	0.805 ± 0.016	-	-	-	-	-	-
fitness_ls_qwen	feat_val	0.854 ± 0.002	0.799 ± 0.029	0.824 ± 0.032	0.829 ± 0.041	0.844 ± 0.037	0.863 ± 0.016	0.863	0.879 ± 0.024	0.910 ± 0.021	0.907 ± 0.013	0.917 ± 0.011	0.890 ± 0.014	-	-	-	-	-	-
	feat_val_mask	0.590 ± 0.010	0.751 ± 0.043	0.775 ± 0.038	0.793 ± 0.021	0.747 ± 0.049	0.782 ± 0.035	0.663 ± 0.004	0.730 ± 0.039	0.774 ± 0.075	0.792 ± 0.047	0.758 ± 0.048	0.700 ± 0.053	-	-	-	-	-	-
	html	0.676 ± 0.004	0.870 ± 0.040	0.839 ± 0.043	0.820 ± 0.030	0.796 ± 0.051	0.841 ± 0.036	0.859 ± 0.007	0.944 ± 0.026	0.941 ± 0.026	0.919 ± 0.017	0.917 ± 0.026	0.897 ± 0.017	-	-	-	-	-	-
	markdown_mask	0.839 ± 0.004	0.894 ± 0.042	0.889 ± 0.024	0.881 ± 0.015	0.873 ± 0.021	0.853 ± 0.035	0.716 ± 0.005	0.888 ± 0.034	0.899 ± 0.044	0.897 ± 0.020	0.892 ± 0.021	0.902 ± 0.017	-	-	-	-	-	-
adult_ls_gpt	feat_val	-	-	-	-	-	-	-	-	-	-	-	-	0.586 ± 0.007	0.624 ± 0.025	0.667 ± 0.027	0.695 ± 0.028	0.681 ± 0.024	0.704 ± 0.034
	feat_val_mask	-	-	-	-	-	-	-	-	-	-	-	-	0.793 ± 0.009	0.730 ± 0.059	0.742 ± 0.065	0.771 ± 0.058	0.791 ± 0.044	0.829 ± 0.034
	html	-	-	-	-	-	-	-	-	-	-	-	-	0.602 ± 0.004	0.626 ± 0.021	0.629 ± 0.019	0.648 ± 0.013	0.640 ± 0.022	0.660 ± 0.032
	markdown_mask	-	-	-	-	-	-	-	-	-	-	-	-	0.583 ± 0.002	0.596 ± 0.006	0.605 ± 0.016	0.642 ± 0.026	0.630 ± 0.018	0.677 ± 0.017
tech_mental_health_survey_ls_gpt	feat_val	-	-	-	-	-	-	-	-	-	-	-	-	0.699 ± 0.004	0.715 ± 0.012	0.707 ± 0.010	0.714 ± 0.009	0.702 ± 0.018	0.690 ± 0.022
	feat_val_mask	-	-	-	-	-	-	-	-	-	-	-	-	0.679 ± 0.002	0.686 ± 0.014	0.653 ± 0.015	0.672 ± 0.015	0.672 ± 0.028	0.678 ± 0.018
	html	-	-	-	-	-	-	-	-	-	-	-	-	0.640 ± 0.005	0.694 ± 0.015	0.688 ± 0.019	0.681 ± 0.012	0.697 ± 0.020	0.681 ± 0.023
	markdown_mask	-	-	-	-	-	-	-	-	-	-	-	-	0.659 ± 0.010	0.697 ± 0.016	0.708 ± 0.018	0.710 ± 0.012	0.708 ± 0.013	0.705 ± 0.016
fitness_ls_gpt	feat_val	-	-	-	-	-	-	-	-	-	-	-	-	0.510 ± 0.005	0.576 ± 0.045	0.634 ± 0.055	0.663 ± 0.028	0.661 ± 0.037	0.669 ± 0.015
	feat_val_mask	-	-	-	-	-	-	-	-	-	-	-	-	0.529 ± 0.011	0.545 ± 0.026	0.542 ± 0.025	0.548 ± 0.045	0.540 ± 0.012	0.558 ± 0.046
	html	-	-	-	-	-	-	-	-	-	-	-	-	0.523 ± 0.012	0.629 ± 0.034	0.617 ± 0.022	0.606 ± 0.031	0.595 ± 0.017	0.594 ± 0.025
	markdown_mask	-	-	-	-	-	-	-	-	-	-	-	-	0.523 ± 0.007	0.539 ± 0.022	0.578 ± 0.018	0.580 ± 0.020	0.610 ± 0.026	0.585 ± 0.012

Table 56: Per-domain results, *people\_society* suite, Prompt 3 (knowledge-augmented: task description plus auxiliary LLM-elicited decision rules). Each LLM-synthetic dataset is paired one-to-one with its generator: `_ls_qwen` variants are generated by Qwen3-14B and evaluated only on the two Qwen ICL backbones, while `_ls_gpt` variants are generated by GPT-4o-mini and evaluated only on GPT-4o-mini. This pairing isolates each model’s reliance on its own internal knowledge of the (distilled) task. Cells show ROC–AUC, mean±std across seeds, broken down by serialization (rows within each dataset) and number of in-context shots (columns within each model block). TabPFN is omitted because it does not consume text serializations (its raw-feature performance is reported in the *by shot-count* tables, Section E.3.2). Dashes indicate configurations not run.

Dataset	Serialization	Models																	
		Qwen3-8B						Qwen3-14B						GPT-4o-mini					
		shot 0	shot 4	shot 8	shot 16	shot 32	shot 64	shot 0	shot 4	shot 8	shot 16	shot 32	shot 64	shot 0	shot 4	shot 8	shot 16	shot 32	shot 64
pet_ls_qwen	feat_val	0.902 ± 0.002	0.875 ± 0.030	0.843 ± 0.043	0.816 ± 0.020	0.832 ± 0.019	0.824 ± 0.010	0.941	0.901 ± 0.048	0.863 ± 0.052	0.853 ± 0.045	0.870 ± 0.022	0.850 ± 0.013	-	-	-	-	-	-
	feat_val_mask	0.526 ± 0.018	0.531 ± 0.014	0.544 ± 0.024	0.556 ± 0.008	0.543 ± 0.024	0.544 ± 0.015	0.586	0.549 ± 0.046	0.560 ± 0.060	0.548 ± 0.045	0.542 ± 0.030	0.541 ± 0.028	-	-	-	-	-	-
	html	0.807 ± 0.008	0.764 ± 0.042	0.798 ± 0.026	0.797 ± 0.039	0.818 ± 0.020	0.768 ± 0.042	0.578	0.869 ± 0.012	0.840 ± 0.015	0.837 ± 0.020	0.848 ± 0.020	0.838 ± 0.008	-	-	-	-	-	-
	markdown_mask	0.736 ± 0.018	0.687 ± 0.043	0.732 ± 0.037	0.709 ± 0.072	0.786 ± 0.034	0.756 ± 0.029	0.761	0.805 ± 0.015	0.813 ± 0.012	0.718 ± 0.042	0.779 ± 0.018	0.781 ± 0.016	-	-	-	-	-	-
steel_ls_qwen	feat_val	0.987 ± 0.001	0.987 ± 0.019	0.997 ± 0.005	0.995 ± 0.005	0.997 ± 0.002	0.997 ± 0.003	0.991	0.998 ± 0.003	0.996 ± 0.003	0.998 ± 0.002	0.996 ± 0.004	0.997 ± 0.003	-	-	-	-	-	-
	feat_val_mask	0.989 ± 0.002	0.992 ± 0.003	0.990 ± 0.002	0.977 ± 0.027	0.991 ± 0.005	0.970 ± 0.029	0.985	0.984 ± 0.011	0.992 ± 0.009	0.989 ± 0.015	0.995 ± 0.003	0.992 ± 0.002	-	-	-	-	-	-
	html	0.987 ± 0.001	0.996 ± 0.003	0.996 ± 0.001	0.996 ± 0.001	0.996 ± 0.001	0.995 ± 0.002	0.989 ± 0.006	0.962 ± 0.005	0.962 ± 0.054	0.955 ± 0.031	0.941 ± 0.044	0.945 ± 0.034	-	-	-	-	-	-
	markdown_mask	0.992 ± 0.003	0.996 ± 0.002	0.994 ± 0.003	0.993 ± 0.004	0.996 ± 0.002	0.992 ± 0.001	0.995 ± 0.001	0.997 ± 0.002	0.991 ± 0.016	0.997 ± 0.002	0.995 ± 0.004	0.995 ± 0.004	-	-	-	-	-	-
kci_ls_qwen	feat_val	0.834 ± 0.007	0.763 ± 0.030	0.745 ± 0.046	0.790 ± 0.023	0.793 ± 0.010	0.800 ± 0.021	0.911	0.820 ± 0.019	0.780 ± 0.046	0.764 ± 0.040	0.792 ± 0.016	0.778 ± 0.007	-	-	-	-	-	-
	feat_val_mask	0.710 ± 0.005	0.678 ± 0.024	0.719 ± 0.013	0.721 ± 0.012	0.724 ± 0.016	0.719 ± 0.037	0.686	0.686 ± 0.070	0.699 ± 0.041	0.703 ± 0.023	0.721 ± 0.038	0.678 ± 0.040	-	-	-	-	-	-
	html	0.802 ± 0.004	0.768 ± 0.024	0.741 ± 0.022	0.753 ± 0.008	0.756 ± 0.028	0.774 ± 0.015	0.788 ± 0.001	0.798 ± 0.029	0.758 ± 0.043	0.727 ± 0.047	0.751 ± 0.014	0.746 ± 0.019	-	-	-	-	-	-
	markdown_mask	0.753 ± 0.004	0.745 ± 0.036	0.704 ± 0.017	0.751 ± 0.015	0.767 ± 0.023	0.714 ± 0.016	0.856 ± 0.001	0.804 ± 0.021	0.764 ± 0.033	0.741 ± 0.033	0.739 ± 0.018	0.748 ± 0.026	-	-	-	-	-	-
pet_ls_gpt	feat_val	-	-	-	-	-	-	-	-	-	-	-	-	0.880 ± 0.002	0.836 ± 0.032	0.791 ± 0.035	0.782 ± 0.038	0.795 ± 0.049	0.791 ± 0.039
	feat_val_mask	-	-	-	-	-	-	-	-	-	-	-	-	0.753 ± 0.004	0.811 ± 0.029	0.820 ± 0.026	0.807 ± 0.020	0.807 ± 0.017	0.772 ± 0.025
	html	-	-	-	-	-	-	-	-	-	-	-	-	0.842 ± 0.003	0.878 ± 0.014	0.872 ± 0.024	0.870 ± 0.009	0.859 ± 0.011	0.844 ± 0.015
	markdown_mask	-	-	-	-	-	-	-	-	-	-	-	-	0.862 ± 0.004	0.871 ± 0.014	0.853 ± 0.024	0.853 ± 0.024	0.851 ± 0.025	0.827 ± 0.026
steel_ls_gpt	feat_val	-	-	-	-	-	-	-	-	-	-	-	-	0.684 ± 0.003	0.749 ± 0.017	0.766 ± 0.031	0.750 ± 0.031	0.771 ± 0.010	0.749 ± 0.007
	feat_val_mask	-	-	-	-	-	-	-	-	-	-	-	-	0.916	0.876 ± 0.045	0.916 ± 0.020	0.949 ± 0.017	0.966 ± 0.027	0.981 ± 0.009
	html	-	-	-	-	-	-	-	-	-	-	-	-	0.579 ± 0.020	0.927 ± 0.020	0.959 ± 0.012	0.948 ± 0.035	0.966 ± 0.003	0.967 ± 0.005
	markdown_mask	-	-	-	-	-	-	-	-	-	-	-	-	0.692 ± 0.015	0.811 ± 0.028	0.794 ± 0.081	0.837 ± 0.067	0.862 ± 0.092	0.919 ± 0.050
kci_ls_gpt	feat_val	-	-	-	-	-	-	-	-	-	-	-	-	0.860 ± 0.014	0.875 ± 0.031	0.893 ± 0.009	0.918 ± 0.032	0.907 ± 0.010	0.909 ± 0.021
	feat_val_mask	-	-	-	-	-	-	-	-	-	-	-	-	0.504 ± 0.002	0.867 ± 0.088	0.878 ± 0.065	0.842 ± 0.084	0.958 ± 0.002	0.948 ± 0.018
	html	-	-	-	-	-	-	-	-	-	-	-	-	0.742 ± 0.006	0.801 ± 0.041	0.825 ± 0.029	0.807 ± 0.029	0.827 ± 0.024	0.833 ± 0.013
	markdown_mask	-	-	-	-	-	-	-	-	-	-	-	-	0.629 ± 0.012	0.722 ± 0.055	0.742 ± 0.018	0.725 ± 0.021	0.726 ± 0.013	0.749 ± 0.034

Table 57: Per-domain results, *software\_engineering* suite, Prompt 3 (knowledge-augmented: task description plus auxiliary LLM-elicited decision rules). Each LLM-synthetic dataset is paired one-to-one with its generator: `_ls_qwen` variants are generated by Qwen3-14B and evaluated only on the two Qwen ICL backbones, while `_ls_gpt` variants are generated by GPT-4o-mini and evaluated only on GPT-4o-mini. This pairing isolates each model’s reliance on its own internal knowledge of the (distilled) task. Cells show ROC–AUC, mean±std across seeds, broken down by serialization (rows within each dataset) and number of in-context shots (columns within each model block). TabPFN is omitted because it does not consume text serializations (its raw-feature performance is reported in the *by shot-count* tables, Section E.3.2). Dashes indicate configurations not run.

E.3.2 *By shot count.* The layout matches Section E.1.2: rows are indexed by shot-count (0/4/8/16/32/64); columns report each model under both inference modes (gen/fwd) where applicable, followed by the classical-ML baselines. All cells use the `feat_val` serialization. The generator-backbone pairing described above means the Qwen columns are populated only for `_ls_qwen` rows, and the

GPT-4o-mini column only for `_ls_gpt` rows; the classical baselines are run on both variants in all cases.

Dataset	Shots	Models								
		Qwen3-8B		Qwen3-14B		GPT-4o-mini	TabPFN	LogReg	Random Forest	XGBoost
		gen	fwd	gen	fwd	gen	/	/	/	/
hiring_ls_qwen	0	0.906 ± 0.003	0.864	0.842 ± 0.003	0.826	-	-	-	-	-
	4	0.865 ± 0.026	0.809 ± 0.044	0.917 ± 0.011	0.890 ± 0.013	-	0.543 ± 0.048	0.612 ± 0.108	0.500	0.500
	8	0.860 ± 0.021	0.830 ± 0.022	0.898 ± 0.013	0.877 ± 0.023	-	0.597 ± 0.084	0.610 ± 0.046	0.515 ± 0.034	0.553 ± 0.115
	16	0.867 ± 0.021	0.839 ± 0.026	0.906 ± 0.014	0.886 ± 0.017	-	0.596 ± 0.074	0.657 ± 0.020	0.819 ± 0.073	0.809 ± 0.116
	32	0.839 ± 0.013	0.837 ± 0.016	0.892 ± 0.017	0.875 ± 0.024	-	0.656 ± 0.060	0.658 ± 0.016	0.918 ± 0.032	0.941 ± 0.013
64	0.856 ± 0.018	0.849 ± 0.016	0.906 ± 0.020	0.905 ± 0.013	-	0.551 ± 0.141	0.672 ± 0.016	0.955 ± 0.012	0.970 ± 0.029	
telco_ls_qwen	0	0.588 ± 0.040	0.530	0.756	0.662	-	-	-	-	-
	4	0.700 ± 0.083	0.744 ± 0.078	0.751 ± 0.054	0.735 ± 0.066	-	0.617 ± 0.098	0.657 ± 0.178	0.500	0.500
	8	0.702 ± 0.034	0.734 ± 0.034	0.826 ± 0.080	0.800 ± 0.079	-	0.617 ± 0.084	0.838 ± 0.175	0.744 ± 0.139	0.591 ± 0.127
	16	0.805 ± 0.038	0.822 ± 0.075	0.812 ± 0.066	0.732 ± 0.047	-	0.712 ± 0.070	0.931 ± 0.018	0.934 ± 0.038	0.927 ± 0.066
	32	0.816 ± 0.051	0.841 ± 0.056	0.870 ± 0.036	0.861 ± 0.049	-	0.767 ± 0.028	0.957 ± 0.015	0.983 ± 0.015	0.984 ± 0.021
64	0.824 ± 0.062	0.842 ± 0.035	0.806 ± 0.078	0.752 ± 0.060	-	0.787 ± 0.033	0.957 ± 0.015	0.997 ± 0.001	0.991 ± 0.002	
marketing_ls_qwen	0	0.850 ± 0.015	0.845	0.929	0.900	-	-	-	-	-
	4	0.873 ± 0.016	0.856 ± 0.011	0.892 ± 0.018	0.880 ± 0.020	-	0.564 ± 0.048	0.537 ± 0.032	0.500	0.508 ± 0.019
	8	0.872 ± 0.024	0.830 ± 0.043	0.902 ± 0.018	0.879 ± 0.021	-	0.589 ± 0.062	0.557 ± 0.060	0.551 ± 0.113	0.534 ± 0.076
	16	0.878 ± 0.010	0.852 ± 0.011	0.885 ± 0.014	0.863 ± 0.015	-	0.691 ± 0.086	0.554 ± 0.040	0.651 ± 0.144	0.756 ± 0.168
	32	0.872 ± 0.018	0.845 ± 0.021	0.891 ± 0.003	0.864 ± 0.008	-	0.753 ± 0.074	0.569 ± 0.015	0.833 ± 0.064	0.909 ± 0.025
64	0.874 ± 0.017	0.849 ± 0.015	0.886 ± 0.019	0.865 ± 0.017	-	0.830 ± 0.056	0.618 ± 0.090	0.927 ± 0.016	0.960 ± 0.008	
hiring_ls_gpt	0	-	-	-	-	0.500	-	-	-	-
	4	-	-	-	-	0.690 ± 0.035	0.526 ± 0.079	0.580 ± 0.095	0.500	0.518 ± 0.024
	8	-	-	-	-	0.665 ± 0.061	0.517 ± 0.077	0.563 ± 0.050	0.546 ± 0.102	0.602 ± 0.134
	16	-	-	-	-	0.687 ± 0.028	0.550 ± 0.067	0.582 ± 0.065	0.718 ± 0.131	0.717 ± 0.151
	32	-	-	-	-	0.697 ± 0.035	0.567 ± 0.047	0.611 ± 0.097	0.833 ± 0.045	0.846 ± 0.064
64	-	-	-	-	0.703 ± 0.036	0.565 ± 0.049	0.661 ± 0.115	0.891 ± 0.029	0.926 ± 0.016	
telco_ls_gpt	0	-	-	-	-	0.990 ± 0.002	-	-	-	-
	4	-	-	-	-	0.978 ± 0.011	0.594 ± 0.096	0.724 ± 0.145	0.500	0.500
	8	-	-	-	-	0.979 ± 0.010	0.607 ± 0.113	0.799 ± 0.070	0.570 ± 0.121	0.597 ± 0.159
	16	-	-	-	-	0.972 ± 0.015	0.751 ± 0.066	0.840 ± 0.039	0.833 ± 0.065	0.881 ± 0.032
	32	-	-	-	-	0.975 ± 0.005	0.791 ± 0.030	0.880 ± 0.025	0.905 ± 0.020	0.912 ± 0.024
64	-	-	-	-	0.978 ± 0.004	0.815 ± 0.017	0.886 ± 0.018	0.938 ± 0.030	0.955 ± 0.026	
marketing_ls_gpt	0	-	-	-	-	0.562 ± 0.004	-	-	-	-
	4	-	-	-	-	0.578 ± 0.008	0.565 ± 0.096	0.592 ± 0.081	0.500	0.561 ± 0.056
	8	-	-	-	-	0.587 ± 0.033	0.592 ± 0.115	0.615 ± 0.067	0.536 ± 0.080	0.539 ± 0.085
	16	-	-	-	-	0.597 ± 0.006	0.632 ± 0.092	0.623 ± 0.082	0.618 ± 0.096	0.631 ± 0.079
	32	-	-	-	-	0.613 ± 0.019	0.695 ± 0.040	0.646 ± 0.035	0.694 ± 0.020	0.672 ± 0.045
64	-	-	-	-	0.628 ± 0.024	0.711 ± 0.036	0.677 ± 0.039	0.717 ± 0.004	0.695 ± 0.023	

Table 58: Per-domain results, *business suite*, Prompt 3 (knowledge-augmented: task description plus auxiliary LLM-elicited decision rules), feat\_val serialization. Each LLM-synthetic dataset is paired one-to-one with its generator: *\_ls\_qwen* variants are generated by Qwen3-14B and evaluated only on the two Qwen ICL backbones, while *\_ls\_gpt* variants are generated by GPT-4o-mini and evaluated only on GPT-4o-mini. This pairing isolates each model’s reliance on its own internal knowledge of the (distilled) task. Cells show ROC-AUC, mean±std across seeds, broken down by *shot-count* (rows) and *model × inference mode* (columns). For Qwen models the two sub-columns are gen (autoregressive) and fwd (single forward pass with masked label-token logits); GPT-4o-mini is API-only and reports a single gen column. Dashes indicate configurations not run.

Dataset	Shots	Models								
		Qwen3-8B		Qwen3-14B		GPT-4o-mini	TabPFN	LogReg	Random Forest	XGBoost
		gen	fwd	gen	fwd	gen	/	/	/	/
student_famsup_ls_qwen	0	0.798 ± 0.004	0.843	0.873	0.845	-	-	-	-	-
	4	0.773 ± 0.035	0.800 ± 0.032	0.856 ± 0.028	0.836 ± 0.013	-	0.602 ± 0.085	0.625 ± 0.039	0.500	0.506 ± 0.009
	8	0.813 ± 0.026	0.829 ± 0.018	0.871 ± 0.025	0.838 ± 0.016	-	0.664 ± 0.090	0.616 ± 0.044	0.551 ± 0.100	0.506 ± 0.014
	16	0.787 ± 0.040	0.814 ± 0.028	0.869 ± 0.022	0.843 ± 0.021	-	0.711 ± 0.063	0.627 ± 0.056	0.592 ± 0.126	0.717 ± 0.098
	32	0.757 ± 0.019	0.812 ± 0.020	0.834 ± 0.028	0.819 ± 0.028	-	0.754 ± 0.053	0.684 ± 0.047	0.812 ± 0.048	0.794 ± 0.063
	64	0.801 ± 0.020	0.839 ± 0.011	0.828 ± 0.015	0.837 ± 0.025	-	0.796 ± 0.035	0.719 ± 0.015	0.875 ± 0.021	0.898 ± 0.032
tae_ls_qwen	0	0.822 ± 0.008	0.815	0.907 ± 0.005	0.835	-	-	-	-	-
	4	0.863 ± 0.018	0.873 ± 0.041	0.906 ± 0.043	0.898 ± 0.040	-	0.631 ± 0.051	0.640 ± 0.081	0.500	0.502 ± 0.002
	8	0.883 ± 0.034	0.888 ± 0.022	0.875 ± 0.029	0.864 ± 0.028	-	0.720 ± 0.052	0.722 ± 0.067	0.590 ± 0.133	0.577 ± 0.112
	16	0.840 ± 0.024	0.854 ± 0.024	0.860 ± 0.039	0.843 ± 0.043	-	0.785 ± 0.043	0.791 ± 0.061	0.817 ± 0.015	0.708 ± 0.119
	32	0.830 ± 0.010	0.825 ± 0.062	0.853 ± 0.008	0.833 ± 0.008	-	0.887 ± 0.029	0.844 ± 0.031	0.871 ± 0.042	0.874 ± 0.062
	64	0.829 ± 0.013	0.844 ± 0.020	0.821 ± 0.013	0.811 ± 0.010	-	0.947 ± 0.012	0.874 ± 0.007	0.922 ± 0.035	0.961 ± 0.018
irish_ls_qwen	0	0.596 ± 0.005	0.589	0.653 ± 0.004	0.621	-	-	-	-	-
	4	0.695 ± 0.033	0.694 ± 0.030	0.703 ± 0.015	0.675 ± 0.016	-	0.607 ± 0.081	0.698 ± 0.072	0.500	0.528 ± 0.053
	8	0.688 ± 0.023	0.696 ± 0.027	0.740 ± 0.033	0.705 ± 0.035	-	0.664 ± 0.066	0.688 ± 0.097	0.500	0.579 ± 0.073
	16	0.708 ± 0.025	0.718 ± 0.028	0.758 ± 0.017	0.732 ± 0.022	-	0.727 ± 0.044	0.667 ± 0.080	0.596 ± 0.132	0.694 ± 0.036
	32	0.749 ± 0.041	0.730 ± 0.035	0.765 ± 0.020	0.732 ± 0.021	-	0.745 ± 0.035	0.737 ± 0.054	0.731 ± 0.046	0.684 ± 0.085
	64	0.763 ± 0.028	0.755 ± 0.021	0.791 ± 0.018	0.758 ± 0.017	-	0.839 ± 0.034	0.796 ± 0.018	0.818 ± 0.056	0.816 ± 0.035
student_famsup_ls_gpt	0	-	-	-	-	0.820 ± 0.008	-	-	-	-
	4	-	-	-	-	0.789 ± 0.063	0.574 ± 0.084	0.672 ± 0.085	0.500	0.503 ± 0.006
	8	-	-	-	-	0.810 ± 0.049	0.614 ± 0.069	0.707 ± 0.062	0.527 ± 0.060	0.607 ± 0.134
	16	-	-	-	-	0.785 ± 0.032	0.645 ± 0.051	0.684 ± 0.113	0.755 ± 0.152	0.700 ± 0.197
	32	-	-	-	-	0.765 ± 0.034	0.713 ± 0.054	0.728 ± 0.078	0.882 ± 0.030	0.890 ± 0.044
	64	-	-	-	-	0.788 ± 0.043	0.795 ± 0.039	0.795 ± 0.052	0.944 ± 0.015	0.967 ± 0.017
tae_ls_gpt	0	-	-	-	-	0.873 ± 0.006	-	-	-	-
	4	-	-	-	-	0.853 ± 0.052	0.653 ± 0.066	0.618 ± 0.107	0.500	0.503 ± 0.007
	8	-	-	-	-	0.877 ± 0.011	0.717 ± 0.071	0.706 ± 0.064	0.533 ± 0.074	0.685 ± 0.126
	16	-	-	-	-	0.866 ± 0.024	0.761 ± 0.050	0.624 ± 0.046	0.785 ± 0.033	0.758 ± 0.063
	32	-	-	-	-	0.824 ± 0.033	0.824 ± 0.048	0.727 ± 0.077	0.860 ± 0.030	0.886 ± 0.047
	64	-	-	-	-	0.812 ± 0.014	0.879 ± 0.034	0.780 ± 0.074	0.898 ± 0.033	0.927 ± 0.039
irish_ls_gpt	0	-	-	-	-	0.500	-	-	-	-
	4	-	-	-	-	0.637 ± 0.048	0.635 ± 0.097	0.535 ± 0.037	0.500	0.502 ± 0.004
	8	-	-	-	-	0.669 ± 0.016	0.702 ± 0.089	0.564 ± 0.060	0.500	0.545 ± 0.064
	16	-	-	-	-	0.710 ± 0.047	0.733 ± 0.055	0.654 ± 0.093	0.682 ± 0.110	0.668 ± 0.111
	32	-	-	-	-	0.707 ± 0.059	0.780 ± 0.064	0.763 ± 0.052	0.814 ± 0.048	0.729 ± 0.146
	64	-	-	-	-	0.728 ± 0.041	0.864 ± 0.029	0.811 ± 0.014	0.907 ± 0.026	0.980 ± 0.012

Table 59: Per-domain results, *education* suite, Prompt 3 (knowledge-augmented: task description plus auxiliary LLM-elicited decision rules), feat\_val serialization. Each LLM-synthetic dataset is paired one-to-one with its generator: `_ls_qwen` variants are generated by Qwen3-14B and evaluated only on the two Qwen ICL backbones, while `_ls_gpt` variants are generated by GPT-4o-mini and evaluated only on GPT-4o-mini. This pairing isolates each model’s reliance on its own internal knowledge of the (distilled) task. Cells show ROC-AUC, mean±std across seeds, broken down by *shot-count* (rows) and *model × inference mode* (columns). For Qwen models the two sub-columns are gen (autoregressive) and fwd (single forward pass with masked label-token logits); GPT-4o-mini is API-only and reports a single gen column. Dashes indicate configurations not run.

Dataset	Shots	Models								
		Qwen3-8B		Qwen3-14B		GPT-4o-mini	TabPFN	LogReg	Random Forest	XGBoost
		gen	fwd	gen	fwd	gen	/	/	/	/
audit_ls_qwen	0	0.775 ± 0.007	0.823	0.875	0.828	-	-	-	-	-
	4	0.777 ± 0.046	0.738 ± 0.112	0.747 ± 0.058	0.744 ± 0.047	-	0.577 ± 0.117	0.526 ± 0.019	0.500	0.507 ± 0.012
	8	0.808 ± 0.043	0.743 ± 0.062	0.726 ± 0.033	0.724 ± 0.040	-	0.630 ± 0.098	0.515 ± 0.013	0.541 ± 0.072	0.531 ± 0.070
	16	0.815 ± 0.031	0.753 ± 0.096	0.719 ± 0.034	0.719 ± 0.020	-	0.671 ± 0.065	0.530 ± 0.021	0.586 ± 0.119	0.658 ± 0.188
	32	0.834 ± 0.027	0.831 ± 0.019	0.683 ± 0.038	0.688 ± 0.031	-	0.738 ± 0.016	0.519 ± 0.011	0.864 ± 0.064	0.973 ± 0.024
	64	0.840 ± 0.018	0.848 ± 0.024	0.687 ± 0.030	0.705 ± 0.030	-	0.760 ± 0.023	0.531 ± 0.016	0.978 ± 0.016	0.975 ± 0.015
fraud_ls_qwen	0	0.847 ± 0.024	0.728	0.964	0.989	-	-	-	-	-
	4	0.945 ± 0.023	0.831 ± 0.060	0.957 ± 0.018	0.902 ± 0.038	-	0.866 ± 0.097	0.513 ± 0.008	0.500	0.502 ± 0.005
	8	0.988 ± 0.004	0.905 ± 0.076	0.990 ± 0.005	0.982 ± 0.006	-	0.929 ± 0.047	0.528 ± 0.010	0.585 ± 0.188	0.720 ± 0.218
	16	0.974 ± 0.008	0.915 ± 0.064	0.985 ± 0.004	0.982 ± 0.009	-	0.946 ± 0.015	0.535 ± 0.022	0.730 ± 0.213	0.922 ± 0.054
	32	0.980 ± 0.004	0.978 ± 0.008	0.991 ± 0.002	0.989 ± 0.004	-	0.961 ± 0.015	0.526 ± 0.022	0.948 ± 0.017	0.941 ± 0.005
	64	0.970 ± 0.008	0.964 ± 0.018	0.989 ± 0.005	0.989 ± 0.004	-	0.972 ± 0.015	0.552 ± 0.036	0.956 ± 0.009	0.966 ± 0.014
credit_ls_qwen	0	0.719 ± 0.007	0.655	0.739 ± 0.001	0.776	-	-	-	-	-
	4	0.667 ± 0.019	0.650 ± 0.014	0.705 ± 0.015	0.676 ± 0.019	-	0.513 ± 0.045	0.685 ± 0.050	0.500	0.508 ± 0.015
	8	0.678 ± 0.016	0.674 ± 0.014	0.694 ± 0.022	0.665 ± 0.024	-	0.495 ± 0.050	0.615 ± 0.082	0.534 ± 0.076	0.507 ± 0.017
	16	0.668 ± 0.012	0.666 ± 0.012	0.694 ± 0.029	0.679 ± 0.032	-	0.509 ± 0.038	0.615 ± 0.071	0.798 ± 0.180	0.855 ± 0.095
	32	0.654 ± 0.045	0.655 ± 0.055	0.691 ± 0.024	0.683 ± 0.019	-	0.516 ± 0.044	0.679 ± 0.057	0.952 ± 0.026	0.940 ± 0.019
	64	0.668 ± 0.033	0.670 ± 0.034	0.661 ± 0.008	0.655 ± 0.010	-	0.536 ± 0.025	0.673 ± 0.053	0.965 ± 0.019	0.968 ± 0.008
audit_ls_gpt	0	-	-	-	-	0.910 ± 0.003	-	-	-	-
	4	-	-	-	-	0.888 ± 0.062	0.643 ± 0.068	0.597 ± 0.109	0.500	0.500
	8	-	-	-	-	0.910 ± 0.038	0.697 ± 0.093	0.711 ± 0.120	0.570 ± 0.156	0.607 ± 0.159
	16	-	-	-	-	0.908 ± 0.038	0.751 ± 0.028	0.698 ± 0.085	0.836 ± 0.080	0.735 ± 0.171
	32	-	-	-	-	0.909 ± 0.014	0.774 ± 0.029	0.811 ± 0.038	0.914 ± 0.014	0.905 ± 0.011
	64	-	-	-	-	0.891 ± 0.021	0.812 ± 0.036	0.842 ± 0.070	0.922 ± 0.029	0.918 ± 0.026
fraud_ls_gpt	0	-	-	-	-	0.915 ± 0.004	-	-	-	-
	4	-	-	-	-	0.930 ± 0.022	0.578 ± 0.104	0.599 ± 0.096	0.500	0.500
	8	-	-	-	-	0.932 ± 0.018	0.646 ± 0.091	0.627 ± 0.069	0.534 ± 0.060	0.549 ± 0.068
	16	-	-	-	-	0.935 ± 0.008	0.714 ± 0.037	0.626 ± 0.098	0.580 ± 0.094	0.628 ± 0.096
	32	-	-	-	-	0.934 ± 0.006	0.786 ± 0.059	0.702 ± 0.042	0.792 ± 0.075	0.828 ± 0.078
	64	-	-	-	-	0.949 ± 0.011	0.826 ± 0.034	0.729 ± 0.028	0.869 ± 0.063	0.926 ± 0.044
credit_ls_gpt	0	-	-	-	-	0.961	-	-	-	-
	4	-	-	-	-	0.939 ± 0.024	0.764 ± 0.093	0.576 ± 0.052	0.500	0.500
	8	-	-	-	-	0.942 ± 0.020	0.809 ± 0.074	0.629 ± 0.088	0.538 ± 0.084	0.668 ± 0.188
	16	-	-	-	-	0.952 ± 0.014	0.892 ± 0.027	0.646 ± 0.086	0.697 ± 0.217	0.799 ± 0.173
	32	-	-	-	-	0.956 ± 0.009	0.912 ± 0.019	0.727 ± 0.037	0.939 ± 0.045	0.952 ± 0.065
	64	-	-	-	-	0.955 ± 0.009	0.928 ± 0.019	0.746 ± 0.044	0.987 ± 0.006	0.993 ± 0.007

Table 60: Per-domain results, *finance* suite, Prompt 3 (knowledge-augmented: task description plus auxiliary LLM-elicited decision rules), feat\_val serialization. Each LLM-synthetic dataset is paired one-to-one with its generator: *\_ls\_qwen* variants are generated by Qwen3-14B and evaluated only on the two Qwen ICL backbones, while *\_ls\_gpt* variants are generated by GPT-4o-mini and evaluated only on GPT-4o-mini. This pairing isolates each model’s reliance on its own internal knowledge of the (distilled) task. Cells show ROC-AUC, mean±std across seeds, broken down by *shot-count* (rows) and *model × inference mode* (columns). For Qwen models the two sub-columns are gen (autoregressive) and fwd (single forward pass with masked label-token logits); GPT-4o-mini is API-only and reports a single gen column. Dashes indicate configurations not run.

Dataset	Shots	Models								
		Qwen3-8B		Qwen3-14B		GPT-4o-mini	TabPFN	LogReg	Random Forest	XGBoost
		gen	fwd	gen	fwd	gen	/	/	/	/
cancer_ls_qwen	0	0.958 ± 0.003	0.950	0.965	0.948	-	-	-	-	-
	4	0.858 ± 0.064	0.810 ± 0.152	0.923 ± 0.031	0.820 ± 0.082	-	0.662 ± 0.081	0.536 ± 0.011	0.500	0.738 ± 0.223
	8	0.811 ± 0.104	0.824 ± 0.104	0.920 ± 0.044	0.865 ± 0.064	-	0.682 ± 0.061	0.565 ± 0.055	0.525 ± 0.056	0.658 ± 0.206
	16	0.804 ± 0.054	0.529 ± 0.018	0.906 ± 0.027	0.849 ± 0.040	-	0.702	0.743 ± 0.068	0.766 ± 0.164	0.815 ± 0.182
	32	0.754 ± 0.044	0.836 ± 0.032	0.910 ± 0.026	0.882 ± 0.031	-	0.702	0.846 ± 0.023	0.897 ± 0.050	0.933 ± 0.015
64	-	0.889 ± 0.030	-	0.791 ± 0.039	-	0.702	0.885 ± 0.022	0.940 ± 0.008	0.969 ± 0.020	
transfusion_ls_qwen	0	0.754 ± 0.008	0.785	0.810 ± 0.004	0.792	-	-	-	-	-
	4	0.758 ± 0.035	0.804 ± 0.022	0.758 ± 0.030	0.768 ± 0.043	-	0.550 ± 0.059	0.529 ± 0.020	0.500	0.507 ± 0.016
	8	0.747 ± 0.045	0.770 ± 0.042	0.796 ± 0.038	0.786 ± 0.039	-	0.577 ± 0.088	0.544 ± 0.043	0.500	0.510 ± 0.017
	16	0.743 ± 0.031	0.755 ± 0.026	0.771 ± 0.022	0.763 ± 0.020	-	0.600 ± 0.060	0.648 ± 0.064	0.633 ± 0.054	0.653 ± 0.053
	32	0.726 ± 0.020	0.747 ± 0.027	0.733 ± 0.027	0.731 ± 0.019	-	0.656 ± 0.045	0.693 ± 0.018	0.730 ± 0.048	0.697 ± 0.113
64	0.745 ± 0.026	0.759 ± 0.034	0.720 ± 0.024	0.721 ± 0.020	-	0.695 ± 0.035	0.738 ± 0.017	0.790 ± 0.052	0.891 ± 0.033	
diabetes_ls_qwen	0	0.940 ± 0.003	0.886	0.930	0.890	-	-	-	-	-
	4	0.846 ± 0.018	0.804 ± 0.055	0.820 ± 0.031	0.783 ± 0.022	-	0.681 ± 0.101	0.542 ± 0.034	0.500	0.555 ± 0.076
	8	0.867 ± 0.026	0.785 ± 0.137	0.857 ± 0.037	0.798 ± 0.029	-	0.717 ± 0.134	0.570 ± 0.063	0.515 ± 0.034	0.566 ± 0.135
	16	0.884 ± 0.018	0.858 ± 0.024	0.854 ± 0.012	0.790 ± 0.016	-	0.803 ± 0.086	0.554 ± 0.039	0.580 ± 0.114	0.716 ± 0.174
	32	0.885 ± 0.018	0.845 ± 0.073	0.826 ± 0.036	0.786 ± 0.035	-	0.834 ± 0.031	0.717 ± 0.038	0.831 ± 0.058	0.833 ± 0.113
64	0.906 ± 0.022	0.898 ± 0.014	0.799 ± 0.020	0.764 ± 0.015	-	0.860 ± 0.014	0.785 ± 0.029	0.917 ± 0.026	0.955 ± 0.020	
cancer_ls_gpt	0	-	-	-	-	0.704 ± 0.006	-	-	-	-
	4	-	-	-	-	0.802 ± 0.019	0.791 ± 0.125	0.569 ± 0.068	0.500	0.510 ± 0.013
	8	-	-	-	-	0.828 ± 0.042	0.895 ± 0.068	0.755 ± 0.095	0.560 ± 0.134	0.630 ± 0.192
	16	-	-	-	-	0.853 ± 0.061	0.943 ± 0.012	0.806 ± 0.078	0.878 ± 0.044	0.916 ± 0.028
	32	-	-	-	-	0.816 ± 0.039	0.955 ± 0.015	0.912 ± 0.045	0.931 ± 0.019	0.944 ± 0.028
64	-	-	-	-	0.811 ± 0.048	0.969 ± 0.013	0.949 ± 0.012	0.961 ± 0.026	0.960 ± 0.024	
transfusion_ls_gpt	0	-	-	-	-	0.817 ± 0.002	-	-	-	-
	4	-	-	-	-	0.781 ± 0.023	0.565 ± 0.096	0.592 ± 0.081	0.500	0.561 ± 0.056
	8	-	-	-	-	0.790 ± 0.016	0.592 ± 0.115	0.615 ± 0.067	0.561 ± 0.086	0.539 ± 0.085
	16	-	-	-	-	0.796 ± 0.016	0.632 ± 0.092	0.623 ± 0.082	0.592 ± 0.095	0.631 ± 0.079
	32	-	-	-	-	0.773 ± 0.042	0.695 ± 0.040	0.646 ± 0.035	0.696 ± 0.012	0.672 ± 0.045
64	-	-	-	-	0.776 ± 0.011	0.711 ± 0.036	0.677 ± 0.039	0.713 ± 0.009	0.695 ± 0.023	
diabetes_ls_gpt	0	-	-	-	-	0.843 ± 0.005	-	-	-	-
	4	-	-	-	-	0.804 ± 0.013	0.526 ± 0.079	0.580 ± 0.095	0.500	0.518 ± 0.024
	8	-	-	-	-	0.780 ± 0.011	0.517 ± 0.077	0.563 ± 0.050	0.553 ± 0.118	0.602 ± 0.134
	16	-	-	-	-	0.770 ± 0.011	0.550 ± 0.067	0.582 ± 0.065	0.754 ± 0.048	0.717 ± 0.151
	32	-	-	-	-	0.775 ± 0.012	0.567 ± 0.047	0.611 ± 0.097	0.834 ± 0.042	0.846 ± 0.064
64	-	-	-	-	0.763 ± 0.013	0.565 ± 0.049	0.661 ± 0.115	0.894 ± 0.032	0.926 ± 0.016	

Table 61: Per-domain results, *healthcare* suite, Prompt 3 (knowledge-augmented: task description plus auxiliary LLM-elicited decision rules), feat\_val serialization. Each LLM-synthetic dataset is paired one-to-one with its generator: `_ls_qwen` variants are generated by Qwen3-14B and evaluated only on the two Qwen ICL backbones, while `_ls_gpt` variants are generated by GPT-4o-mini and evaluated only on GPT-4o-mini. This pairing isolates each model’s reliance on its own internal knowledge of the (distilled) task. Cells show ROC-AUC, mean±std across seeds, broken down by *shot-count* (rows) and *model × inference mode* (columns). For Qwen models the two sub-columns are gen (autoregressive) and fwd (single forward pass with masked label-token logits); GPT-4o-mini is API-only and reports a single gen column. Dashes indicate configurations not run.

Dataset	Shots	Models								
		Qwen3-8B		Qwen3-14B		GPT-4o-mini	TabPFN	LogReg	Random Forest	XGBoost
		gen	fwd	gen	fwd	gen	/	/	/	/
san_francisco_crimes_ls_qwen	0	0.679 ± 0.002	0.651	0.725	0.752	-	-	-	-	-
	4	0.773 ± 0.019	0.750 ± 0.042	0.752 ± 0.025	0.771 ± 0.015	-	0.659 ± 0.093	0.532 ± 0.017	0.500	0.500
	8	0.783 ± 0.022	0.729 ± 0.052	0.769 ± 0.006	0.758 ± 0.017	-	0.739 ± 0.110	0.568 ± 0.083	0.527 ± 0.061	0.585 ± 0.120
	16	0.793 ± 0.035	0.772 ± 0.044	0.797 ± 0.030	0.804 ± 0.043	-	0.786 ± 0.094	0.714 ± 0.103	0.709 ± 0.157	0.751 ± 0.159
	32	0.796 ± 0.008	0.739 ± 0.037	0.803 ± 0.019	0.807 ± 0.015	-	0.887 ± 0.031	0.807 ± 0.025	0.878 ± 0.037	0.916 ± 0.040
	64	0.808 ± 0.015	0.781 ± 0.021	0.805 ± 0.024	0.818 ± 0.017	-	0.933 ± 0.021	0.828 ± 0.029	0.918 ± 0.033	0.965 ± 0.015
compas_ls_qwen	0	0.877 ± 0.002	0.870	0.976	0.943	-	-	-	-	-
	4	0.863 ± 0.030	0.842 ± 0.031	0.905 ± 0.018	0.916 ± 0.017	-	0.624 ± 0.060	0.510 ± 0.005	0.500	0.501 ± 0.001
	8	0.868 ± 0.013	0.826 ± 0.034	0.897 ± 0.020	0.901 ± 0.010	-	0.640 ± 0.067	0.533 ± 0.018	0.500	0.520 ± 0.031
	16	0.864 ± 0.028	0.823 ± 0.037	0.883 ± 0.019	0.887 ± 0.010	-	0.683 ± 0.052	0.622 ± 0.044	0.588 ± 0.089	0.597 ± 0.088
	32	0.879 ± 0.012	0.855 ± 0.009	0.882 ± 0.017	0.875 ± 0.020	-	0.744 ± 0.053	0.760 ± 0.059	0.762 ± 0.050	0.693 ± 0.143
	64	0.884 ± 0.008	0.866 ± 0.008	0.880 ± 0.018	0.864 ± 0.016	-	0.802 ± 0.063	0.804 ± 0.037	0.791 ± 0.066	0.915 ± 0.107
vote_ls_qwen	0	0.713 ± 0.008	0.713	0.829 ± 0.001	0.758	-	-	-	-	-
	4	0.907 ± 0.029	0.901 ± 0.040	0.887 ± 0.034	0.891 ± 0.032	-	0.631 ± 0.091	0.578 ± 0.048	0.500	0.517 ± 0.025
	8	0.884 ± 0.016	0.892 ± 0.018	0.845 ± 0.019	0.890 ± 0.017	-	0.680 ± 0.106	0.636 ± 0.076	0.511 ± 0.024	0.500
	16	0.801 ± 0.026	0.821 ± 0.050	0.857 ± 0.030	0.864 ± 0.044	-	0.746 ± 0.070	0.741 ± 0.088	0.715 ± 0.205	0.712 ± 0.156
	32	0.806 ± 0.036	0.777 ± 0.049	0.841 ± 0.023	0.829 ± 0.024	-	0.867 ± 0.048	0.840 ± 0.059	0.919 ± 0.028	0.925 ± 0.036
	64	0.870 ± 0.030	0.870 ± 0.036	0.823 ± 0.014	0.824 ± 0.026	-	0.947 ± 0.014	0.925 ± 0.025	0.959 ± 0.018	0.957 ± 0.033
san_francisco_crimes_ls_gpt	0	-	-	-	-	0.623 ± 0.012	-	-	-	-
	4	-	-	-	-	0.639 ± 0.059	0.800 ± 0.086	0.544 ± 0.015	0.500	0.507 ± 0.010
	8	-	-	-	-	0.779 ± 0.075	0.963 ± 0.024	0.526 ± 0.016	0.500	0.588 ± 0.170
	16	-	-	-	-	0.926 ± 0.027	0.996 ± 0.002	0.624 ± 0.155	0.623 ± 0.115	0.915 ± 0.051
	32	-	-	-	-	0.949 ± 0.022	0.996 ± 0.002	0.872 ± 0.111	0.945 ± 0.052	0.964 ± 0.036
	64	-	-	-	-	0.945 ± 0.039	0.996 ± 0.002	0.973 ± 0.018	0.994 ± 0.004	0.995 ± 0.004
compas_ls_gpt	0	-	-	-	-	0.942 ± 0.003	-	-	-	-
	4	-	-	-	-	0.953 ± 0.024	0.655 ± 0.084	0.571 ± 0.042	0.500	0.515 ± 0.021
	8	-	-	-	-	0.949 ± 0.020	0.708 ± 0.083	0.568 ± 0.035	0.554 ± 0.121	0.588 ± 0.117
	16	-	-	-	-	0.946 ± 0.019	0.790 ± 0.049	0.690 ± 0.095	0.708 ± 0.133	0.650 ± 0.148
	32	-	-	-	-	0.948 ± 0.004	0.882 ± 0.052	0.814 ± 0.041	0.799 ± 0.035	0.855 ± 0.028
	64	-	-	-	-	0.948 ± 0.010	0.961 ± 0.015	0.872 ± 0.012	0.923 ± 0.047	0.977 ± 0.018
vote_ls_gpt	0	-	-	-	-	0.914 ± 0.002	-	-	-	-
	4	-	-	-	-	0.865 ± 0.013	0.568 ± 0.065	0.581 ± 0.043	0.500	0.506 ± 0.010
	8	-	-	-	-	0.833 ± 0.036	0.613 ± 0.061	0.614 ± 0.063	0.500	0.582 ± 0.076
	16	-	-	-	-	0.834 ± 0.017	0.646 ± 0.062	0.672 ± 0.075	0.679 ± 0.115	0.718 ± 0.071
	32	-	-	-	-	0.819 ± 0.026	0.699 ± 0.055	0.735 ± 0.044	0.744 ± 0.053	0.766 ± 0.106
	64	-	-	-	-	0.812 ± 0.010	0.759 ± 0.047	0.788 ± 0.035	0.843 ± 0.038	0.914 ± 0.020

Table 62: Per-domain results, *law suite*, Prompt 3 (knowledge-augmented: task description plus auxiliary LLM-elicited decision rules), *feat\_val* serialization. Each LLM-synthetic dataset is paired one-to-one with its generator: *\_ls\_qwen* variants are generated by Qwen3-14B and evaluated only on the two Qwen ICL backbones, while *\_ls\_gpt* variants are generated by GPT-4o-mini and evaluated only on GPT-4o-mini. This pairing isolates each model’s reliance on its own internal knowledge of the (distilled) task. Cells show ROC-AUC, mean±std across seeds, broken down by *shot-count* (rows) and *model × inference mode* (columns). For Qwen models the two sub-columns are *gen* (autoregressive) and *fwd* (single forward pass with masked label-token logits); GPT-4o-mini is API-only and reports a single *gen* column. Dashes indicate configurations not run.

Dataset	Shots	Models								
		Qwen3-8B		Qwen3-14B		GPT-4o-mini	TabPFN	LogReg	Random Forest	XGBoost
		gen	fwd	gen	fwd	gen	/	/	/	/
seismic_bumps_ls_qwen	0	0.618 ± 0.009	0.650	0.747	0.684	-	-	-	-	-
	4	0.728 ± 0.086	0.702 ± 0.084	0.820 ± 0.053	0.789 ± 0.046	-	0.648 ± 0.142	0.562	0.500	0.503 ± 0.007
	8	0.742 ± 0.068	0.721 ± 0.057	0.851 ± 0.050	0.824 ± 0.057	-	0.674 ± 0.093	0.562	0.749 ± 0.229	0.669 ± 0.232
	16	0.740 ± 0.047	0.712 ± 0.043	0.836 ± 0.039	0.794 ± 0.043	-	0.715 ± 0.062	0.562	0.914 ± 0.018	0.920 ± 0.021
	32	0.812 ± 0.048	0.771 ± 0.056	0.797 ± 0.006	0.757 ± 0.028	-	0.744 ± 0.016	0.562	0.949 ± 0.010	0.946 ± 0.015
	64	0.853 ± 0.061	0.845 ± 0.047	0.794 ± 0.033	0.740 ± 0.035	-	0.764 ± 0.024	0.562	0.964 ± 0.006	0.961 ± 0.008
bbbp_ls_qwen	0	0.986 ± 0.001	0.980	0.972 ± 0.007	0.996	-	-	-	-	-
	4	0.779 ± 0.097	0.840 ± 0.070	0.875 ± 0.071	0.910 ± 0.052	-	0.523 ± 0.045	0.925 ± 0.040	0.500	0.737 ± 0.224
	8	0.709 ± 0.038	0.819 ± 0.043	0.816 ± 0.043	0.811 ± 0.032	-	0.530 ± 0.035	0.818 ± 0.176	0.587 ± 0.136	0.792 ± 0.175
	16	0.691 ± 0.039	0.760 ± 0.048	0.785 ± 0.032	0.788 ± 0.033	-	0.525 ± 0.043	0.895 ± 0.090	0.948 ± 0.039	0.903 ± 0.085
	32	0.743 ± 0.052	0.825 ± 0.036	0.750 ± 0.045	0.762 ± 0.030	-	0.518 ± 0.039	0.925 ± 0.037	0.977 ± 0.007	0.948 ± 0.050
	64	0.704 ± 0.044	0.786 ± 0.039	0.811 ± 0.030	0.818 ± 0.029	-	0.524 ± 0.027	0.939 ± 0.017	0.983 ± 0.002	0.985 ± 0.005
biodegr_ls_qwen	0	0.885 ± 0.001	0.905	0.543	0.916	-	-	-	-	-
	4	0.918 ± 0.015	0.914 ± 0.019	0.560 ± 0.057	0.929 ± 0.012	-	0.691 ± 0.093	0.527 ± 0.025	0.500	0.509 ± 0.019
	8	0.896 ± 0.015	0.897 ± 0.014	0.576 ± 0.072	0.920 ± 0.015	-	0.823 ± 0.041	0.563 ± 0.038	0.546 ± 0.096	0.500
	16	0.910 ± 0.012	0.917 ± 0.015	0.620 ± 0.027	0.921 ± 0.017	-	0.847 ± 0.017	0.593 ± 0.081	0.623 ± 0.169	0.699 ± 0.182
	32	0.904 ± 0.015	0.899 ± 0.016	0.699 ± 0.048	0.907 ± 0.011	-	0.872 ± 0.027	0.614 ± 0.054	0.829 ± 0.016	0.841 ± 0.031
	64	0.900 ± 0.014	0.901 ± 0.016	0.706 ± 0.052	0.900 ± 0.006	-	0.920 ± 0.019	0.716 ± 0.058	0.854 ± 0.016	0.877 ± 0.030
seismic_bumps_ls_gpt	0	-	-	-	-	0.918 ± 0.003	-	-	-	-
	4	-	-	-	-	0.943 ± 0.008	0.694 ± 0.134	0.511 ± 0.011	0.500	0.506 ± 0.012
	8	-	-	-	-	0.934 ± 0.027	0.801 ± 0.044	0.524 ± 0.020	0.532 ± 0.047	0.603 ± 0.137
	16	-	-	-	-	0.939 ± 0.017	0.839 ± 0.029	0.590 ± 0.075	0.757 ± 0.025	0.801 ± 0.108
	32	-	-	-	-	0.953 ± 0.018	0.852 ± 0.029	0.779 ± 0.072	0.837 ± 0.079	0.883 ± 0.106
	64	-	-	-	-	0.959 ± 0.003	0.862 ± 0.017	0.855 ± 0.050	0.978 ± 0.008	0.974 ± 0.017
bbbp_ls_gpt	0	-	-	-	-	0.835 ± 0.003	-	-	-	-
	4	-	-	-	-	0.767 ± 0.050	0.531 ± 0.126	0.764 ± 0.125	0.500	0.507 ± 0.017
	8	-	-	-	-	0.785 ± 0.039	0.555 ± 0.097	0.896 ± 0.037	0.632 ± 0.182	0.767 ± 0.150
	16	-	-	-	-	0.806 ± 0.021	0.523 ± 0.116	0.864 ± 0.044	0.879 ± 0.045	0.877 ± 0.019
	32	-	-	-	-	0.814 ± 0.010	0.573 ± 0.058	0.914 ± 0.019	0.935 ± 0.008	0.915 ± 0.018
	64	-	-	-	-	0.815 ± 0.022	0.616 ± 0.058	0.891 ± 0.064	0.947 ± 0.021	0.969 ± 0.016
biodegr_ls_gpt	0	-	-	-	-	0.729 ± 0.007	-	-	-	-
	4	-	-	-	-	0.714 ± 0.010	0.531 ± 0.042	0.561 ± 0.028	0.500	0.503 ± 0.007
	8	-	-	-	-	0.724 ± 0.025	0.552 ± 0.043	0.551 ± 0.029	0.500	0.554 ± 0.100
	16	-	-	-	-	0.736 ± 0.041	0.578 ± 0.048	0.585 ± 0.060	0.599 ± 0.092	0.606 ± 0.105
	32	-	-	-	-	0.740 ± 0.013	0.588 ± 0.044	0.585 ± 0.068	0.728 ± 0.027	0.783 ± 0.120
	64	-	-	-	-	0.755 ± 0.034	0.647 ± 0.039	0.660 ± 0.031	0.791 ± 0.059	0.896 ± 0.036

**Table 63: Per-domain results, *natural\_science* suite, Prompt 3 (knowledge-augmented: task description plus auxiliary LLM-elicited decision rules), feat\_val serialization. Each LLM-synthetic dataset is paired one-to-one with its generator: *\_ls\_qwen* variants are generated by Qwen3-14B and evaluated only on the two Qwen ICL backbones, while *\_ls\_gpt* variants are generated by GPT-4o-mini and evaluated only on GPT-4o-mini. This pairing isolates each model’s reliance on its own internal knowledge of the (distilled) task. Cells show ROC-AUC, mean±std across seeds, broken down by *shot-count* (rows) and *model × inference mode* (columns). For Qwen models the two sub-columns are *gen* (autoregressive) and *fwd* (single forward pass with masked label-token logits); GPT-4o-mini is API-only and reports a single *gen* column. Dashes indicate configurations not run.**

Dataset	Shots	Models								
		Qwen3-8B		Qwen3-14B		GPT-4o-mini	TabPFN	LogReg	Random Forest	XGBoost
		gen	fwd	gen	fwd	gen	/	/	/	/
adult_ls_qwen	0	0.982 ± 0.001	0.985	0.994	0.998	-	-	-	-	-
	4	0.970 ± 0.015	0.946 ± 0.017	0.984 ± 0.004	0.986 ± 0.004	-	0.575 ± 0.076	0.734 ± 0.097	0.500	0.503 ± 0.007
	8	0.974 ± 0.006	0.956 ± 0.005	0.985 ± 0.003	0.987 ± 0.004	-	0.616 ± 0.049	0.726 ± 0.056	0.564 ± 0.144	0.605 ± 0.186
	16	0.977 ± 0.008	0.959 ± 0.020	0.983 ± 0.002	0.985 ± 0.004	-	0.657 ± 0.052	0.779 ± 0.077	0.919 ± 0.034	0.891 ± 0.063
	32	0.978 ± 0.006	0.961 ± 0.012	0.982 ± 0.004	0.980 ± 0.003	-	0.686 ± 0.039	0.833 ± 0.045	0.946 ± 0.020	0.963 ± 0.006
	64	0.970 ± 0.003	0.960 ± 0.004	0.979 ± 0.002	0.979 ± 0.002	-	0.755 ± 0.026	0.880 ± 0.011	0.974 ± 0.004	0.971 ± 0.011
tech_mental_health_survey_ls_qwen	0	0.935 ± 0.004	0.922	0.944	0.961	-	-	-	-	-
	4	0.938 ± 0.010	0.936 ± 0.016	0.972 ± 0.006	0.970 ± 0.007	-	0.625 ± 0.078	0.525 ± 0.020	0.500	0.500
	8	0.923 ± 0.027	0.906 ± 0.030	0.950 ± 0.018	0.929 ± 0.026	-	0.599 ± 0.059	0.533 ± 0.020	0.516 ± 0.027	0.511 ± 0.015
	16	0.912 ± 0.014	0.906 ± 0.006	0.933 ± 0.007	0.899 ± 0.013	-	0.725 ± 0.058	0.618 ± 0.068	0.657 ± 0.121	0.623 ± 0.115
	32	0.901 ± 0.012	0.897 ± 0.011	0.921 ± 0.015	0.894 ± 0.010	-	0.845 ± 0.072	0.700 ± 0.068	0.790 ± 0.079	0.755 ± 0.079
	64	0.882 ± 0.008	0.877 ± 0.007	0.891 ± 0.014	0.865 ± 0.015	-	0.927 ± 0.026	0.778 ± 0.043	0.884 ± 0.037	0.945 ± 0.050
fitness_ls_qwen	0	0.854 ± 0.002	0.835	0.863	0.794	-	-	-	-	-
	4	0.799 ± 0.029	0.831 ± 0.029	0.879 ± 0.024	0.841 ± 0.029	-	0.680 ± 0.114	0.523 ± 0.011	0.500	0.500
	8	0.824 ± 0.032	0.873 ± 0.034	0.910 ± 0.021	0.866 ± 0.039	-	0.801 ± 0.104	0.582 ± 0.076	0.500	0.605 ± 0.154
	16	0.829 ± 0.041	0.889 ± 0.029	0.907 ± 0.013	0.845 ± 0.023	-	0.859 ± 0.058	0.596 ± 0.079	0.755 ± 0.149	0.704 ± 0.204
	32	0.844 ± 0.037	0.877 ± 0.035	0.917 ± 0.011	0.882 ± 0.021	-	0.928 ± 0.022	0.710 ± 0.049	0.891 ± 0.036	0.931 ± 0.060
	64	0.863 ± 0.016	0.882 ± 0.010	0.890 ± 0.014	0.874 ± 0.023	-	0.957 ± 0.011	0.771 ± 0.052	0.945 ± 0.013	0.973 ± 0.010
adult_ls_gpt	0	-	-	-	-	0.586 ± 0.007	-	-	-	-
	4	-	-	-	-	0.624 ± 0.025	0.533 ± 0.070	0.538 ± 0.027	0.500	0.520 ± 0.027
	8	-	-	-	-	0.667 ± 0.027	0.585 ± 0.065	0.563 ± 0.039	0.500	0.516 ± 0.035
	16	-	-	-	-	0.695 ± 0.028	0.644 ± 0.073	0.543 ± 0.022	0.546 ± 0.043	0.557 ± 0.046
	32	-	-	-	-	0.681 ± 0.024	0.804 ± 0.052	0.608 ± 0.067	0.618 ± 0.063	0.670 ± 0.079
	64	-	-	-	-	0.704 ± 0.034	0.902 ± 0.059	0.636 ± 0.054	0.702 ± 0.071	0.862 ± 0.046
tech_mental_health_survey_ls_gpt	0	-	-	-	-	0.699 ± 0.004	-	-	-	-
	4	-	-	-	-	0.715 ± 0.012	0.658 ± 0.074	0.681 ± 0.124	0.500	0.500
	8	-	-	-	-	0.707 ± 0.010	0.720 ± 0.105	0.675 ± 0.081	0.575 ± 0.169	0.512 ± 0.027
	16	-	-	-	-	0.714 ± 0.009	0.798 ± 0.097	0.751 ± 0.100	0.749 ± 0.148	0.751 ± 0.095
	32	-	-	-	-	0.702 ± 0.018	0.885 ± 0.072	0.789 ± 0.105	0.863 ± 0.090	0.843 ± 0.130
	64	-	-	-	-	0.690 ± 0.022	0.933 ± 0.019	0.835 ± 0.026	0.945 ± 0.016	0.955 ± 0.019
fitness_ls_gpt	0	-	-	-	-	0.510 ± 0.005	-	-	-	-
	4	-	-	-	-	0.576 ± 0.045	0.541 ± 0.047	0.797 ± 0.152	0.500	0.500
	8	-	-	-	-	0.634 ± 0.055	0.567 ± 0.112	0.898 ± 0.088	0.562 ± 0.138	0.677 ± 0.243
	16	-	-	-	-	0.663 ± 0.028	0.643 ± 0.112	0.933 ± 0.035	0.954 ± 0.041	0.954 ± 0.025
	32	-	-	-	-	0.661 ± 0.037	0.793 ± 0.040	0.946 ± 0.027	0.973 ± 0.019	0.971 ± 0.012
	64	-	-	-	-	0.669 ± 0.015	0.919 ± 0.034	0.969 ± 0.005	0.984 ± 0.002	0.982 ± 0.010

Table 64: Per-domain results, *people\_society* suite, Prompt 3 (knowledge-augmented: task description plus auxiliary LLM-elicited decision rules), feat\_val serialization. Each LLM-synthetic dataset is paired one-to-one with its generator: *\_ls\_qwen* variants are generated by Qwen3-14B and evaluated only on the two Qwen ICL backbones, while *\_ls\_gpt* variants are generated by GPT-4o-mini and evaluated only on GPT-4o-mini. This pairing isolates each model’s reliance on its own internal knowledge of the (distilled) task. Cells show ROC-AUC, mean±std across seeds, broken down by *shot-count* (rows) and *model × inference mode* (columns). For Qwen models the two sub-columns are gen (autoregressive) and fwd (single forward pass with masked label-token logits); GPT-4o-mini is API-only and reports a single gen column. Dashes indicate configurations not run.

Dataset	Shots	Models								
		Qwen3-8B		Qwen3-14B		GPT-4o-mini	TabPFN	LogReg	Random Forest	XGBoost
		gen	fwd	gen	fwd	gen	/	/	/	/
pc4_ls_qwen	0	0.902 ± 0.002	0.897	0.941	0.942	-	-	-	-	-
	4	0.875 ± 0.030	0.839 ± 0.025	0.901 ± 0.048	0.860 ± 0.060	-	0.550 ± 0.073	0.575 ± 0.054	0.500	0.520 ± 0.020
	8	0.843 ± 0.043	0.830 ± 0.050	0.863 ± 0.052	0.853 ± 0.038	-	0.592 ± 0.067	0.573 ± 0.052	0.526 ± 0.058	0.585 ± 0.120
	16	0.816 ± 0.020	0.797 ± 0.044	0.853 ± 0.045	0.836 ± 0.050	-	0.603 ± 0.058	0.588 ± 0.047	0.585 ± 0.117	0.614 ± 0.107
	32	0.832 ± 0.019	0.832 ± 0.023	0.870 ± 0.022	0.852 ± 0.038	-	0.655 ± 0.060	0.708 ± 0.072	0.823 ± 0.051	0.869 ± 0.076
	64	0.824 ± 0.010	0.829 ± 0.011	0.850 ± 0.013	0.857 ± 0.013	-	0.741 ± 0.034	0.791 ± 0.026	0.894 ± 0.047	0.968 ± 0.007
steel_ls_qwen	0	0.987 ± 0.001	0.988	0.991	0.985	-	-	-	-	-
	4	0.987 ± 0.019	0.997 ± 0.003	0.998 ± 0.003	0.997 ± 0.002	-	0.872 ± 0.129	0.718 ± 0.169	0.500	0.526 ± 0.058
	8	0.997 ± 0.005	0.996 ± 0.005	0.996 ± 0.003	0.995 ± 0.004	-	0.989 ± 0.008	0.832 ± 0.120	0.593 ± 0.207	0.594 ± 0.210
	16	0.995 ± 0.005	0.995 ± 0.003	0.998 ± 0.002	0.996 ± 0.006	-	0.996 ± 0.006	0.931 ± 0.063	0.500	0.784 ± 0.259
	32	0.997 ± 0.002	0.996 ± 0.002	0.996 ± 0.004	0.996 ± 0.004	-	0.995 ± 0.006	0.904 ± 0.091	0.500	0.779 ± 0.255
	64	0.997 ± 0.003	0.995 ± 0.002	0.997 ± 0.003	0.997 ± 0.002	-	0.995 ± 0.006	0.963 ± 0.015	0.970 ± 0.021	0.975 ± 0.014
kc1_ls_qwen	0	0.834 ± 0.007	0.844	0.911	0.793	-	-	-	-	-
	4	0.763 ± 0.030	0.767 ± 0.027	0.820 ± 0.019	0.770 ± 0.027	-	0.578 ± 0.070	0.595 ± 0.082	0.500	0.559 ± 0.087
	8	0.745 ± 0.046	0.738 ± 0.027	0.780 ± 0.046	0.750 ± 0.047	-	0.608 ± 0.042	0.673 ± 0.089	0.500	0.580 ± 0.109
	16	0.790 ± 0.023	0.774 ± 0.027	0.764 ± 0.040	0.731 ± 0.052	-	0.649 ± 0.058	0.703 ± 0.068	0.669 ± 0.155	0.694 ± 0.118
	32	0.793 ± 0.010	0.767 ± 0.006	0.792 ± 0.016	0.765 ± 0.010	-	0.681 ± 0.065	0.735 ± 0.041	0.827 ± 0.038	0.842 ± 0.030
	64	0.800 ± 0.021	0.806 ± 0.025	0.778 ± 0.007	0.753 ± 0.016	-	0.720 ± 0.031	0.793 ± 0.024	0.861 ± 0.021	0.888 ± 0.054
pc4_ls_gpt	0	-	-	-	-	0.880 ± 0.002	-	-	-	-
	4	-	-	-	-	0.836 ± 0.032	0.649 ± 0.061	0.533 ± 0.010	0.500	0.504 ± 0.008
	8	-	-	-	-	0.791 ± 0.035	0.652 ± 0.074	0.552 ± 0.050	0.500	0.505 ± 0.011
	16	-	-	-	-	0.782 ± 0.038	0.721 ± 0.067	0.638 ± 0.020	0.759 ± 0.088	0.683 ± 0.110
	32	-	-	-	-	0.795 ± 0.049	0.808 ± 0.036	0.673 ± 0.037	0.840 ± 0.045	0.778 ± 0.081
	64	-	-	-	-	0.791 ± 0.039	0.850 ± 0.018	0.740 ± 0.022	0.910 ± 0.038	0.951 ± 0.010
steel_ls_gpt	0	-	-	-	-	0.916	-	-	-	-
	4	-	-	-	-	0.876 ± 0.045	0.750 ± 0.134	0.538 ± 0.012	0.500	0.511 ± 0.021
	8	-	-	-	-	0.916 ± 0.020	0.840 ± 0.087	0.561 ± 0.013	0.531 ± 0.069	0.561 ± 0.083
	16	-	-	-	-	0.949 ± 0.017	0.961 ± 0.016	0.574 ± 0.049	0.786 ± 0.095	0.881 ± 0.079
	32	-	-	-	-	0.966 ± 0.027	0.980 ± 0.009	0.854 ± 0.098	0.934 ± 0.059	0.981 ± 0.014
	64	-	-	-	-	0.981 ± 0.009	0.986 ± 0.010	0.975 ± 0.011	0.987 ± 0.009	0.993 ± 0.009
kc1_ls_gpt	0	-	-	-	-	0.742 ± 0.006	-	-	-	-
	4	-	-	-	-	0.801 ± 0.041	0.592 ± 0.080	0.550 ± 0.031	0.500	0.500
	8	-	-	-	-	0.825 ± 0.029	0.599 ± 0.067	0.618 ± 0.059	0.500	0.565 ± 0.120
	16	-	-	-	-	0.807 ± 0.029	0.671 ± 0.061	0.727 ± 0.107	0.684 ± 0.175	0.665 ± 0.169
	32	-	-	-	-	0.827 ± 0.024	0.720 ± 0.050	0.802 ± 0.035	0.830 ± 0.055	0.888 ± 0.021
	64	-	-	-	-	0.833 ± 0.013	0.839 ± 0.025	0.825 ± 0.013	0.906 ± 0.042	0.954 ± 0.012

Table 65: Per-domain results, *software\_engineering* suite, Prompt 3 (knowledge-augmented: task description plus auxiliary LLM-elicited decision rules), feat\_val serialization. Each LLM-synthetic dataset is paired one-to-one with its generator: `_ls_qwen` variants are generated by Qwen3-14B and evaluated only on the two Qwen ICL backbones, while `_ls_gpt` variants are generated by GPT-4o-mini and evaluated only on GPT-4o-mini. This pairing isolates each model’s reliance on its own internal knowledge of the (distilled) task. Cells show ROC-AUC, mean±std across seeds, broken down by *shot-count* (rows) and *model × inference mode* (columns). For Qwen models the two sub-columns are *gen* (autoregressive) and *fwd* (single forward pass with masked label-token logits); GPT-4o-mini is API-only and reports a single *gen* column. Dashes indicate configurations not run.